

VIGC: Visual Instruction Generation and Correction

Bin Wang^{*1}, Fan Wu^{*1}, Xiao Han^{*1}, Jiahui Peng^{*1}, Huaping Zhong²,
Pan Zhang¹, Xiaoyi Dong¹, Weijia Li³, Wei Li¹, Jiaqi Wang¹, Conghui He^{†1}

¹Shanghai AI Laboratory,

²SenseTime Research, ³Sun Yat-sen University

{wangbin,wufan,hanxiao,pengjiahui,zhangpan,dongxiaoyi,liweili,wangjiaqi,heconghui}@pjlab.org.cn
zhonghuaping@sensetime.com, liweij29@mail.sysu.edu.cn

Abstract

The integration of visual encoders and large language models (LLMs) has driven recent progress in multimodal large language models (MLLMs). However, the scarcity of high-quality instruction-tuning data for vision-language tasks remains a challenge. The current leading paradigm, such as LLaVA, relies on language-only GPT-4 to generate data, which requires pre-annotated image captions and detection bounding boxes, suffering from understanding image details. A practical solution to this problem would be to utilize the available multimodal large language models (MLLMs) to generate instruction data for vision-language tasks. However, it's worth noting that the currently accessible MLLMs are not as powerful as their LLM counterparts, as they tend to produce inadequate responses and generate false information. As a solution for addressing the current issue, this paper proposes the Visual Instruction Generation and Correction (VIGC) framework that enables multimodal large language models to generate instruction-tuning data and progressively enhance its quality on-the-fly. Specifically, Visual Instruction Generation (VIG) guides the vision-language model to generate diverse instruction-tuning data. To ensure generation quality, Visual Instruction Correction (VIC) adopts an iterative update mechanism to correct any inaccuracies in data produced by VIG, effectively reducing the risk of hallucination. Leveraging the diverse, high-quality data generated by VIGC, we finetune mainstream models and validate data quality based on various evaluations. Experimental results demonstrate that VIGC not only compensates for the shortcomings of language-only data generation methods, but also effectively enhances the benchmark performance. The models, datasets, and code are available at <https://opendatalab.github.io/VIGC>.

Introduction

Over the past year, there have been significant advancements in language models, particularly with the emergence of instruction tuning within Large Language Models (LLMs). This technology has enabled models to perform complex tasks in a zero-shot manner (OpenAI 2023a,b). The fusion of visual encoders with these LLMs (Touvron et al. 2023; Chiang et al. 2023) has led to substantial strides in the field of multimodal LLMs, resulting in the creation of frameworks such as BLIP-2 (Li et al. 2023b), MiniGPT-4 (Zhu et al. 2023b), LLaVA (Liu et al. 2023b), and InstructBLIP (Dai

*Equal contribution. †Corresponding author.

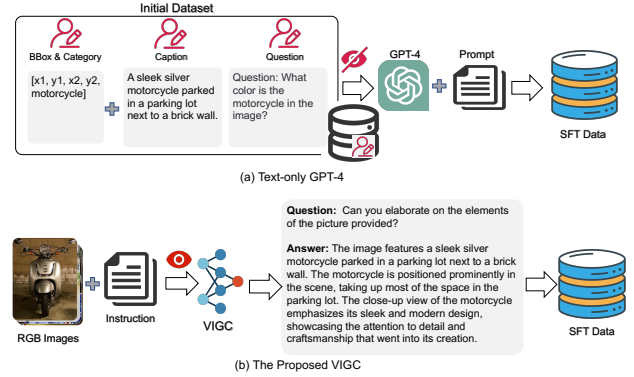


Figure 1: Comparison between the language-only GPT-4 approach and the proposed method, highlighting two key limitations of the former: (1) The necessity for extensive human annotation, and (2) The inability to process visual data, resulting in a loss of detailed information.

et al. 2023). These frameworks have propelled the rapid evolution of image-text multimodal tasks, exhibiting impressive capabilities in image-text dialogue.

Traditional multimodal models follow a two-stage training process. The initial stage involves training the model with image-text pairs to enhance feature alignment between the two modalities. The subsequent stage utilizes high-quality multimodal instruction tuning data to augment the model's ability to follow instructions, thereby improving its response to user inquiries. However, compared to a large amount of available multimodal pre-training data (Schuhmann et al. 2022; Sharma et al. 2018; Changpinyo et al. 2021), acquiring high-quality instruction tuning data is relatively more challenging. Current high-quality multimodal fine-tuning data (Liu et al. 2023b; Li et al. 2023a) is primarily generated based on language-only GPT-4 (OpenAI 2023b) as illustrated in Figure 1-(a). This approach necessitates costly manual pre-annotation and restricts the design of questions and generated responses to existing annotated information. Consequently, if the question posed is not within this annotated information, GPT-4 is unable to respond. This method also loses the detailed information in the image for answerable questions.

To address this issue, researchers have started to consider generating data with Vision-Language Models (VLMs) (Zhu et al. 2023a; You et al. 2023) as VLMs have seen a vast amount of image-text pairs during the pre-training phase and inherently contain a wealth of knowledge. Currently, the accessible MLLMs are less powerful than their LLM counterparts. They often produce inadequate responses and generate false information, e.g., hallucination. However, existing approaches attempt to generate data using VLMs without considering how to ensure the quality of the generated data or validate it experimentally.

In contrast to the aforementioned methods, we propose Visual Instruction Generation and Correction (VIGC), a new method for high-quality instruction data generation. This method, based on existing Visual Language Models (VLMs), guides the model to generate diverse visual-language question-answer pairs on new images through the fine-tuning of initial instruction data. The ability to generate diverse data is derived from the fact that both the visual encoder and the large language model have been fine-tuned on extensive datasets, encompassing rich image understanding and logical language capabilities. However, we found that data generated directly from provided instructions suffer from severe hallucination issues, which is a common problem plaguing large multimodal models (Peng et al. 2023b; Liu et al. 2023a). Fortunately, our visual instruction correction module can significantly reduce model hallucination phenomena through iterative updates. The main contributions of our paper are as follows:

- We introduce Visual Instruction Generation and Correction (VIGC), a framework capable of autonomously generating high-quality image-text instruction fine-tuning datasets. The VIGC framework consists of two sub-modules: Visual Instruct Generation (VIG) and Visual Instruct Correction (VIC). Specifically, the VIG generates initial visual question-answer pairs, while VIC mitigates model hallucination and obtains high-quality data through an Iterative Q-Former (IQF) update strategy.
- We plan to release a series of datasets generated using VIGC, including 36,781 VIGC-LLaVA-COCO-extra and approximately 1.8 million VIGC-LLaVA-Objects365, for research on large multimodal models. To the best of our knowledge, this is the first-ever multimodal instruction fine-tuning dataset autonomously generated by a MLLM.
- We have conducted extensive experiments on the generated data. When trained in conjunction with the VIGC-generated data, the performance of the LLaVA7B model significantly improved, even surpassing that of the LLaVA13B model. Furthermore, on mainstream multimodal evaluation datasets such as MMBench, OKVQA, and A-OKVQA, models trained with the VIGC data uniformly demonstrated performance enhancements.

Related Work

Instruction-following LLMs

The domain of Natural Language Processing (NLP) has been significantly shaped by the advent and evolution of

large language models (LLMs), including but not limited to GPT-3 (Brown et al. 2020), PaLM (Chowdhery et al. 2022), T5 (Raffel et al. 2020), and OPT (Zhang et al. 2022). These models, equipped with extensive training data and sophisticated optimization techniques, have demonstrated remarkable performance across various tasks. However, a notable challenge persists in their ability to effectively follow instructions, often leading to suboptimal results in diverse real-world applications. Efforts to address this issue have led to the introduction of various instruction fine-tuning datasets. Enhanced models, such as InstructGPT (Ouyang et al. 2022), ChatGPT (OpenAI 2023a), FLAN-T5 (Chung et al. 2022), FLAN-PaLM (Chung et al. 2022), and OPT-IML (Iyer et al. 2022), have been developed to improve upon zero-shot and few-shot learning capabilities, primarily by learning to map instructions to the corresponding expected outputs. Despite these advancements, the generation of instruction datasets frequently relies on pre-existing NLP tasks, which curtails their generalizability. To augment the quality and diversity of instructions, Wang et al. (Wang et al. 2022) introduce SELF-INSTRUCT, a methodology that employs generated instruction data to enhance the performance of LLMs. While these methods have made significant strides in augmenting the instruction-following capabilities of language models, they exhibit a standard limitation in that they cannot be directly generalized to multimodal data.

Multi-modal Instruction Tunning

Compared to creating language instruction fine-tuning datasets, constructing multimodal instruction fine-tuning datasets requires a thorough understanding of image content and the development of the corresponding text. MiniGPT-4 utilizes a feature-aligned model to interpret the CC dataset (Sharma et al. 2018; Changpinyo et al. 2021), uses ChatGPT for initial filtering, and ultimately curates 3,500 image-text pairs for model refinement. However, this methodology encounters restrictions in terms of instruction diversity and volume. In contrast, LLaVA proposes an innovative approach based on a language-only GPT-4 (OpenAI 2023b) to generate multimodal instruction data from information that includes caption descriptions and target data. While this approach generates high-quality data, it demands manual annotation of each caption description, target information, and question, which inherently limits scalability. To extend data across a more comprehensive array of tasks, InstructBLIP pioneers an Instruction template construction methodology, converting 26 unique datasets into instruction fine-tuning data and achieving impressive results across several tasks. Concurrently, MIMIC (Li et al. 2023a) assembles larger-scale instruction fine-tuning datasets.

Nevertheless, all these datasets require human intervention in the form of annotations, and their diversity is inherently limited by the existing data. By contrast, our study aims to propose a self-guided, model-driven instruction fine-tuning data generation method, which is capable of creating high-quality fine-tuning data suitable for any novel image. Capable of creating high-quality fine-tuning data suitable for any novel image.

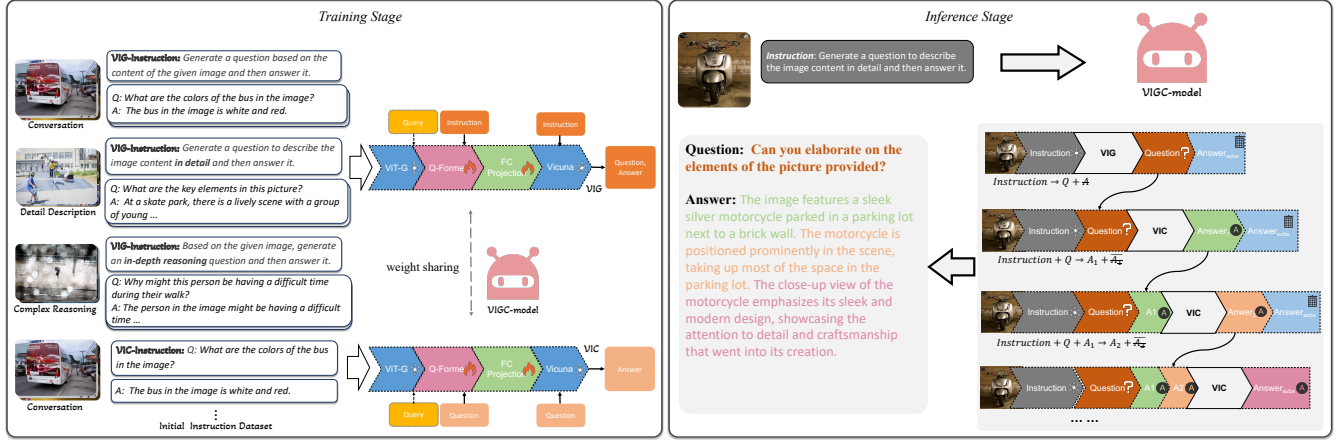


Figure 2: The proposed Visual Instruction Generation and Correction (VIGC) framework. The left panel illustrates the VIGC training process: Instruction fine-tuning data is fed into the VIG and VIC sub-modules. VIG aims to generate image-related question-answer pairs, while VIC refines the VIG-produced answers for precision. The right panel depicts the inference phase, where VIGC takes an arbitrary image as input, generates initial answers, and then refines them to construct high-quality fine-tuning data.

Visual Question Generation

Visual Question Generation (VQG) aims to generate relevant questions based on provided images, which poses considerable challenges due to the need for diversity, naturalness, and engagement. Mostafazadeh *et al.* (Mostafazadeh *et al.* 2016) propose the task of Visual Question Generation (VQG) and attempt to establish a foundational VQG framework, employing both retrieval-based and generative methodologies. iQAN (Li *et al.* 2018) later proposed a unified, reversible network addressing both VQA and VQG tasks, enabling both answer retrieval and question generation from images. Guiding models like Guiding Visual Question Generation (Vedd *et al.* 2021) have also contributed significantly to the field.

This paper proposes the Visual Instruction Generation and Correction (VIGC) network, a model that, like VQG, generates image-related content. Unlike the existing work, our method introduces an additional layer of complexity by developing diverse questions and providing appropriate answers based on different requirement categories. Leveraging the vast knowledge of large language models, our model’s output outperforms traditional VQG tasks, which are usually limited by their training sample size.

Methods

This paper concentrates on leveraging the power of existing vision-language models to generate multimodal instruction following data autonomously. The proposed approach facilitates the creation of robust and diverse fine-tuning datasets, eliminating the requirement for intensive manual intervention. However, utilizing existing multimodal models to achieve this objective presents substantial challenges. To mitigate these, we introduce a self-instructing framework named VIGC. Guided by existing fine-tuning data, this framework can generate higher quality and more diverse

new data, as depicted in Figure 2.

Initial Instruction Construction

In contrast to language instructions, which can be effortlessly generated by standalone language models (Peng *et al.* 2023a; Wang *et al.* 2022), the construction of visual-text multimodal instructions requires a detailed understanding of visual content, as well as the ability to pose relevant questions and provide correct answers based on the actual content of the images. Nevertheless, existing multimodal models are deficient in their capacity to directly generate visual-language instruction data. To overcome this limitation, we exploit readily available instruction fine-tuning data and formulate additional instruction templates, thereby facilitating the automatic generation of instruction data.

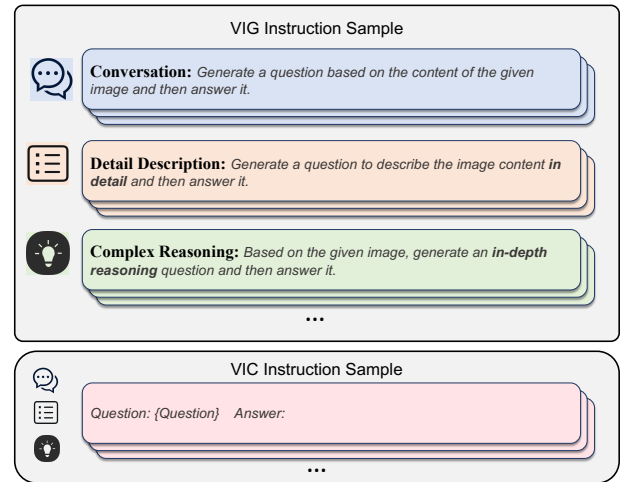


Figure 3: Template Examples Corresponding to Instruction Tuning in VIG and VIC Submodules.

Our proposed method is universally applicable to the generation of various types of image-text multimodal instruction fine-tuning data. To elucidate our approach, we exemplify it using the generation of LLaVA-style data instructions. Specifically, we construct instruction templates encompassing dialogue, detailed description, and complex reasoning, following the categorization of instruction fine-tuning data types as delineated in LLaVA. Figure 3 presents instances of these three types of instruction templates, which are essentially uncomplicated, principally requesting, “*generate T-type question-answer pairs predicated on the image content.*” Theoretically, if a model can comply with these instruction descriptions following training, it should be proficient in generating question-answer pairs.

With the instruction templates and existing visual instruction-tuning data (i.e., Question-Answer pairs in LLaVA), we construct a comprehensive VIG instruction-tuning dataset as follows:

$$T_{VIG} = (X_i, I_t, Q_i^t, A_i^t)^{N_t} \quad (1)$$

where $i \in \{1, 2, \dots, N_t\}$, N_t denotes the instruction type, such conversation, detailed description, etc. X_i represents an RGB image, I_t represents an instruction corresponding to a specific type t , Q_i^t is a question related to the image X_i under the context of instruction I_t , and A_i^t is the answer to the question Q_i^t . Our objective is to leverage this dataset for the training of models that, given a specific instruction I_t , can generate corresponding question-answer pairs for a given image, following the designated instruction type. Figure 2 provides illustrations of the initial instruction dataset.

Distinguished from the VIG, the VIC instruction employs an image and a query as input for its fine-tuning process, with the objective of generating precise responses. The dataset for the VIC instruction is presented below:

$$T_{VIC} = (X_i, Q_i^t, A_i^t)^{N_t} \quad (2)$$

Visual Instruction Generation

In alignment with current popular multimodal models such as MiniGPT-4 (Zhu et al. 2023b) and InstructBLIP (Dai et al. 2023), the architecture of the proposed VIGC can be dissected into four primary components: the visual encoder (ViT) (Fang et al. 2023), the large language model (Vicuna) (Chiang et al. 2023), the Q-Former (Li et al. 2023b) for visual feature extraction, and the Fully-Connected (FC) projection for reconciling visual-language features. Functionally, the model can be further segmented into two distinctive sub-modules: the Visual Instruction Generation (VIG) module and the Visual Instruction Correction (VIC) module. It is imperative to underscore that these two sub-modules share network parameters, the primary differentiator being the data type employed for training.

The principal objective of the VIG module is to autonomously produce relevant visual question-answer pairs that correspond to a specific instructional command for any given image. Figure 2 illustrates the process that the VIG module follows in the training phase. In the training phase, the VIG module stochastically selects an image, which is

subsequently processed via a visual encoder. It generates a set of fixed visual feature embeddings. The Q-Former module, purposefully designed to be aware of instructional information, further refines these visual features. At this stage, the model employs learnable visual queries that perform self-attention operations in conjunction with the instruction. This operation is followed by a cross-attention phase with visual embeddings. This mechanism impels the visual features to concentrate on the instructional information, thereby augmenting their relevance and precision within the context of the assigned task. Following the cross-attention phase, the refined features are channeled through an FC mapping layer, a crucial step that aligns visual features with their linguistic counterparts, thereby ensuring a seamless integration of visual and language features. Subsequently, the instruction-aligned features are ingested by the language model. This process guides the model to generate the predicted results. Specifically, the objective in this context is to generate visual questions and answers that are intrinsically linked to the content of image X_i , the nature of which is determined by the instruction. We utilize the original auto-regressive loss function inherent to the large language model. This methodology guides the model in generating sentences that align with the question-answer pairs provided in the training set.

Visual Instruction Correction

In the exploration conducted for this study, we discovered that existing multimodal models (Liu et al. 2023b), (Dai et al. 2023), much like language models (Radford et al. 2018, 2019; Brown et al. 2020; OpenAI 2023b,a), often exhibit hallucination issues. This hallucination phenomenon is also present in the data generated by the VIG, especially in instances of extensive descriptions. We attribute this to the tendency of multimodal models to progressively rely on the current answer text during the answer generation phase, thereby gradually neglecting the image information and consequently leading to the description of targets not present in the image. To eliminate the hallucination phenomenon in generated data and ensure that downstream tasks based on this data are not contaminated, we specifically introduce an instruction correction module to update the answers and reduce the occurrence of hallucinations.

To effectively utilize the VIC, specific actions need to be undertaken during both the model training and inference stages:

During the training phase: The goal of the VIG phase is to generate corresponding visual question-answer pairs given an Instruction. Conversely, the objective of the VIC training phase is to supply the model with a Question, thereby directing the model to focus on extracting features pertinent to the input question/text during the Q-Former feature extraction process. These features lay the groundwork for subsequent answers.

During the inference phase: Having trained the model using the aforementioned VIC method, it can take the questions from the question-answer pairs generated by the VIG as input and regenerate answers during the inference phase. Since the model places greater emphasis on the question when formulating responses, the generated results are typ-

ically more accurate. Furthermore, we iterate this Q-Former feature updating process, termed as Iterative-Q-Former (IQF), as illustrated in the VIGC inference phase in Figure 2. Before deploying the VIC module, we initially generate the initial question (Q) and answer (A) using the VIG. In the first iteration, we use the Instruction and Question as inputs to output answers A_1 and \bar{A}_1 , where A_1 represents the first sentence of the answer and \bar{A}_1 signifies all content following the first sentence. In the second iteration, we input the Instruction, Question, and the answer A_1 from the previous step to predict A_2 , and this process continues iteratively until a termination symbol is encountered. The efficacy of this iterative approach is primarily due to the continual updating of visual features with the most recent textual information, making subsequent results more accurate. However, it should be noted that while this method is highly beneficial for providing detailed descriptions of image content, its effectiveness for dialogue tasks and inference tasks is relatively limited. This is because dialogue tasks usually consist of single sentences, and the subsequent content in inference tasks does not heavily depend on image information.

Experiments

Datasets

Training Data. We trained the VIGC network using two types of visual-language instruction fine-tuning data. The first type, represented by the LLaVA dataset (Liu et al. 2023b), is manually curated and combined with language-only GPT-4 (OpenAI 2023b) for multimodal models. It includes 150K training samples, subdivided into simple dialogue (57,669 samples), detailed description (23,240 samples), and complex reasoning vision-language data (76,803 samples). This dataset spans various facets of multimodal dialogue, including category recognition, counting, action recognition, and scene recognition. The detailed descriptions demand careful image observation and comprehensive detailing, while the complex reasoning tasks require deep inference and external knowledge integration. The second type of data is multimodal instruction fine-tuning data derived from publicly available image-text datasets. Specifically, we used OKVQA (Marino et al. 2019) and A-OKVQA (Schwenk et al. 2022) datasets, as utilized in InstructBLIP (Dai et al. 2023), for VIGC training. These datasets, necessitating extensive external knowledge, are ideal for assessing the VIGC’s capabilities.

Inference Data. Following the VIGC network training, we generated fine-tuning data for multimodal instruction using image datasets. We employed two distinct datasets, COCO (Lin et al. 2014) and Objects365 (Shao et al. 2019), to evaluate VIGC’s effectiveness in handling data within the same or different image domains. The COCO dataset serves as the foundation for constructing the LLaVA, OKVQA, and A-OKVQA datasets. It’s crucial to emphasize that during the data generation phase, we intentionally omitted any images that were previously included in the test set to ensure the fairness and effectiveness of the evaluation.

Implementation Details

During the training phase of VIGC, we utilize the MiniGPT-4 (Zhu et al. 2023b) first-stage pre-trained model as the source of initial parameters. This ensures that the initial model does not incorporate additional instruction fine-tuning data for training, thereby preserving the fairness of downstream task validation. This model encompasses the ViT-G/14 from EVA-CLIP (Fang et al. 2023), the Q-Former (Li et al. 2023b), and a linear projection layer. The language models employed are Vicuna7B and Vicuna13B (Chiang et al. 2023). It is noteworthy that, as illustrated in Figure 1, our Q-Former is designed to receive either Instruction or Question text simultaneously, which is crucial for the iterative correction in VIC. Therefore, we utilize the Q-Former from BLIP2-FlanT5_{XXL} (Li et al. 2023b) as the initial parameters for the Q-Former. We designate this network model as MiniGPT-4+. During the training process, only the parameters of the Q-Former and the linear projection layer are subjected to fine-tuning, while the parameters of the language and visual models remain constant. The training is conducted throughout 10 epochs, with the model’s performance being validated after each epoch. The model that demonstrates the best performance is subsequently selected for data generation.

In terms of batch sizes, we utilize 64 for both 7B and 13B models. The entire training process, executed on 8 A100 (80GB) GPUs, completes in approximately 10 hours.


LLaVA Data and Evaluation

Dataset Analysis.

In the pursuit of generating a more diverse set of LLaVA-like data, the VIGC model is trained using a combination of LLaVA-150K data and three types of instruction templates. During the inference phase, we utilized images from the COCO 2017 training set, intentionally excluding those already included in the LLaVA dataset. This resulted in the selection of a total of 36,781 initial images, which served as the foundation for instruction data generation; we refer to this data as **coco-extra**, which serves as the default supplementary data used for model training during evaluation.

Based on the aforementioned data, the VIG network generates diverse initial questions and answers. Subsequently, the VIC network refines the outputs by taking the questions and the existing answers as inputs through the Iterative Q-Former (IQF) operation, thus generating higher-quality responses. Figure 4 illustrates the three categories of data generated via the VIGC process:

- **Conversation:** The questions are typically specific, eliciting concise and clear responses.
- **Detail Description:** The questions are relatively fixed and revolve around describing the image’s content. This requires the model to clearly observe all targets within the image. It is observed that the detailed descriptions generated directly from Visual Information Generation (VIG) are fraught with numerous illusions. However, after the application of Visual Information Correction (VIC), these illusory phenomena have significantly diminished.



Question: What is the cat doing in the image?

Answer (VIG):
The cat is sitting or standing in front of a television, watching a bird on the screen.

Answer (VIC):
The cat is sitting or standing in front of a **large** television screen, watching a bird **fly** on the screen.

Question: Can you elaborate on the elements of the picture provided?

Answer (VIG):
The image features a cat sitting in front of a large television screen, attentively watching a show featuring two birds on the screen. The television is positioned at the center of the scene, capturing the cat's full attention.

In addition to the television, **there are several books scattered around the room. Some of them are placed near the television, while others are located closer to the edges of the scene. A small bowl can also be spotted in the room, likely used for food or other items.**

Answer (VIC):
The image features a cat sitting in front of a large television screen that displays a scene of birds flying, capturing the cat's attention. The cat is sitting on a desk or counter in front of the television, and it appears to be engrossed in watching the birds on the screen. **The cat's posture and facial expression suggest that it is intrigued by the moving images on the television. The cat's presence in front of the television is a common sight in many households, as cats are known to be fascinated by moving images, especially those that involve other animals.** In this case, the birds flying on the screen have likely caught the cat's attention, making it an interesting and engaging scene for the cat to watch.

Overall, the image showcases a cat sitting in front of a large television screen, captivated by the moving images of birds on the screen. The cat's posture and facial expression suggest that it is thoroughly enjoying the viewing experience.

Question: Why might the cat be attracted to the TV screen?

Answer (VIG):
The cat might be attracted to the TV screen due to the presence of a bird on the screen. Cats are naturally curious creatures, and **they are often drawn to moving objects**, especially those that resemble prey. In this case, the bird on the TV screen is likely **captivating the cat's attention**, making it an interesting and engaging visual stimulus for the cat. Additionally, cats may also be attracted to the colorful and dynamic nature of the bird's movements on the screen, which can be visually appealing to them.

Answer (VIC):
The cat might be attracted to the TV screen because it is displaying an image of a bird, **which is a natural prey for cats. Cats have a strong instinct to hunt and chase moving objects**, especially those that resemble potential prey. In this case, the bird on the TV screen **triggers the cat's hunting instinct**, making it curious and drawn to the screen. Additionally, cats are often fascinated by bright and colorful visual stimuli, which could also contribute to the cat's interest in the TV screen.

Figure 4: Generated Instructions based on the proposed VIGC.

Model	Metrics			
	Conv	Detail	Complex	All
LLaVA-7B (Baseline)	75.1	75.4	92.3	81.0
add 36K Conv (VIG)	80.9	76.1	92.6	83.3
add 36K Conv (VIC)	83.9	76.9	90.9	84.0
add 36K Detail (VIG)	80.2	72.7	90.9	81.4
add 36K Detail (VIC)	83.3	80.6	93.1	85.8
add 36K Complex (VIG)	81.4	75.6	90.5	82.6
add 36K Complex (VIC)	80.2	76.2	93.2	83.3
replace 10K Conv	78.2	76.5	91.6	82.1
replace 10K Detail	75.8	79.8	91.2	82.2
replace 10K Complex	77.5	77.8	92.8	82.8
replace Conv/Detail/Complex	78.3	76.6	92.4	82.5

Table 1: Comparative Evaluation of VIGC Data Addition vs. Replacement in Model Training on the LLaVA Evaluation

- **Complex Reasoning:** The posed questions necessitate the integration of external knowledge and the application of sophisticated logical reasoning skills.

Overall, the quality of the visual-language question-answer pairs autonomously generated by the model has exceeded our initial expectations. We posit that this rich new knowledge inherently resides within the language model itself, and we have merely employed multimodal instruction fine-tuning to distill this knowledge onto new multimodal data.

Dataset Evaluation.

Based on the generated data, we conducted detailed ablation experiments on LLaVA-7B to verify the performance improvement of the model after training with the generated data. The evaluation method used here is the quantitative evaluation proposed by LLaVA, where GPT-4 assesses the quality of the model’s responses to given evaluation questions, which can be understood as relative scores compared to GPT-4. LLaVA provides 30 test images, each containing three types of questions, for 90 questions.

Table 1 presents the results of augmenting the original LLaVA-150K dataset with three types of generated data, followed by fine-tuning the LLaVA first-stage model with instructions. Including instruction data directly generated from VIG during the training phase has shown to be beneficial. We observed a marginal improvement when adding detailed description data generated by VIG, which can be attributed to the severe illusions present in this data. In contrast, the incorporation of conversation data and complex reasoning data has led to appreciable performance gains for the model.

Further refining the data using VIC and then training the model with the augmented conversation data, detailed description data, and complex reasoning data resulted in additional improvements.”. The performance metrics have reached 84.0%, 85.8%, and 83.3%, respectively. These results underscore the critical role of VIC in eliminating hallucinations, thereby enhancing the model’s overall performance. Simultaneously, to validate the superiority of the VIGC-generated dataset over the LLaVA dataset, we conducted an experiment where we randomly replaced 10,000 instances from each type of data, as well as a complete re-

Method	LR	AR	RR	MMBench		CP	Overall	LLaVA			
				FP-S	FP-C			Conv	Detail	Complex	All
MiniGPT-4+	10.0	31.3	7.83	18.9	13.1	43.0	24.4	83.5	77.8	92.4	84.7
MiniGPT-4+ w/ coco-extra	11.7	27.8	19.1	27.9	11.0	44.3	27.5 (\uparrow 3.1)	84.1	84.1	92.7	87.0 (\uparrow 2.3)

Table 2: Performance of MiniGPT-4+ Models on MMBench and LLaVA-Eval Datasets. MMBench Metric include Logic Reasoning (LR), Attribute Reasoning (AR), Relation Reasoning (RR), Fine-grained Perception at Instance-level (FP-S), Fine-grained Perception at Cross-instance (FP-C), and Coarse Perception (CP).

Model	Conv	Detail	Complex	All
LLaVA-7B	75.1	75.4	92.3	81.0
LLaVA-7B w/ coco-extra	83.3	80.6	93.1	85.8 (\uparrow 4.8)
LLaVA-7B w/ objects365-30k	86.8	77.6	90.9	85.2
LLaVA-13B*	82.7	76.6	94.8	84.8
LLaVA-13B w/ coco-extra	88.9	77.4	93.5	86.8 (\uparrow 2.0)

Table 3: Relative scores for different settings w.r.t. GPT-4 (language-only) on LLaVA-Eval Dataset. The results for LLaVA-13B are reproduced from (Liu et al. 2023b).

Model	OKVQA	A-OKVQA
PaLM-E(562B) (Driess et al. 2023)	66.1	-
PromptCap (Hu et al. 2022)	60.4	56.3
MiniGPT-4+ w/o VIGC	59.1	58.3
MiniGPT-4+ w/ VIGC	59.8 (\uparrow 0.7)	58.9 (\uparrow 0.6)
InstructBLIP w/o VIGC	63.1	62.5
InstructBLIP w/ VIGC	63.8 (\uparrow 0.7)	64.1 (\uparrow 1.6)

Table 4: Results of finetuning MiniGPT-4+ and InstructBLIP on OKVQA and A-OKVQA dataset.

placement of all three types of data. The experimental results indicated that, under the condition of constant data volume, the performance of the model trained on a mixture of the LLaVA dataset and the VIGC dataset surpasses that of the model trained solely on the LLaVA dataset.

Table 3 presents experiments conducted on different datasets and models of varying sizes, substantiating that the use of generated data from different domains, such as Objects365 and COCO, can still lead to remarkable performance improvements. This offers a novel solution for enhancing the performance of cross-domain tasks. We also conducted experiments on LLaVA13B, proving that performance enhancement can be achieved on larger models as well.

We also evaluated the performance of the VIGC model on MMBench, LLaVA (as shown in Table 2) and further fine-tuned the VIGC model based on 36K COCO data generated by VIGC. We discovered that following this self-iterative training process, the model performance improved on both MMBench and LLaVA. This promising capability of self-enhancement through iterative training is a subject we plan to continue exploring in our future research.

OK-VQA Dataset and Evaluation

To further assess the quality of the data generated by the VIGC model, we conducted training and evaluation on the OKVQA dataset, which requires external knowledge. Specifically, we trained the VIGC network using the OKVQA dataset and corresponding instruction templates. Subsequently, we generated additional instruction fine-tuning data based on VIGC on COCO. Ultimately, we fine-tuned InstructBLIP based on OKVQA and the generated data. We found that despite InstructBLIP already utilizing a substantial amount of data in the instruction fine-tuning phase, the use of additional generated data for downstream task fine-tuning still enhanced the model’s performance on specific datasets. We performed the same experimental validation on A-OKVQA.

The experimental results are presented in Table 4. It can be seen that the performance of the InstructBLIP model, when fine-tuned with the addition of generated data, outperforms the model only fine-tuned with original data. There were improvements of 0.7% and 1.6% on OKVQA and A-OKVQA, respectively, achieving state-of-the-art results for models of this scale on both datasets. Using the MiniGPT-4+ pre-training model, we arrived at similar conclusions. This demonstrates that generated data can effectively enhance downstream fine-tuning performance, a finding that holds significant value for domains where data acquisition is challenging.

Conclusion

In this paper, we introduced the Visual Instruction Generation and Correction framework, a novel self-instruct method for autonomously generating high-quality vision-language instruction data. Leveraging the VIGC framework, we have generated diverse multimodal instruction-following data on the COCO and Objects365 datasets. The quality of this data has been validated through various evaluations. The VIGC-based approach provides a convenient means to acquire more high-quality instruction tuning data. While using the Visual Instruct Correction has significantly reduced model hallucination, some instances persist. We intend to delve deeper into the exploration of solutions aimed at eliminating multimodal hallucinations in the future. Moreover, we are considering the potential of forming a closed-loop system by integrating the VIGC’s autonomous data generation with multimodal model training. This system would enhance model performance through data improvement and, reciprocally, elevate data quality through model enhancement.

References

- Brown, T.; Mann, B.; Ryder, N.; Subbiah, M.; Kaplan, J. D.; Dhariwal, P.; Neelakantan, A.; Shyam, P.; Sastry, G.; Askell, A.; et al. 2020. Language models are few-shot learners. In *NeurIPS*. 2, 4
- Changpinyo, S.; Sharma, P.; Ding, N.; and Soricut, R. 2021. Conceptual 12m: Pushing web-scale image-text pre-training to recognize long-tail visual concepts. In *CVPR*. 1, 2
- Chiang, W.-L.; Li, Z.; Lin, Z.; Sheng, Y.; Wu, Z.; Zhang, H.; Zheng, L.; Zhuang, S.; Zhuang, Y.; Gonzalez, J. E.; et al. 2023. Vicuna: An open-source chatbot impressing gpt-4 with 90%* chatgpt quality. 1, 4, 5
- Chowdhery, A.; Narang, S.; Devlin, J.; Bosma, M.; Mishra, G.; Roberts, A.; Barham, P.; Chung, H. W.; Sutton, C.; Gehrmann, S.; et al. 2022. Palm: Scaling language modeling with pathways. *arXiv preprint arXiv:2204.02311*. 2
- Chung, H. W.; Hou, L.; Longpre, S.; Zoph, B.; Tay, Y.; Fedus, W.; Li, E.; Wang, X.; Dehghani, M.; Brahma, S.; et al. 2022. Scaling instruction-finetuned language models. *arXiv preprint arXiv:2210.11416*. 2
- Dai, W.; Li, J.; Li, D.; Tiong, A. M. H.; Zhao, J.; Wang, W.; Li, B.; Fung, P.; and Hoi, S. 2023. InstructBLIP: Towards General-purpose Vision-Language Models with Instruction Tuning. *arXiv preprint arXiv:2305.06500*. 1, 4, 5
- Driess, D.; Xia, F.; Sajjadi, M. S.; Lynch, C.; Chowdhery, A.; Ichter, B.; Wahid, A.; Tompson, J.; Vuong, Q.; Yu, T.; et al. 2023. Palm-e: An embodied multimodal language model. *arXiv preprint arXiv:2303.03378*. 7
- Fang, Y.; Wang, W.; Xie, B.; Sun, Q.; Wu, L.; Wang, X.; Huang, T.; Wang, X.; and Cao, Y. 2023. Eva: Exploring the limits of masked visual representation learning at scale. In *CVPR*. 4, 5
- Hu, Y.; Hua, H.; Yang, Z.; Shi, W.; Smith, N. A.; and Luo, J. 2022. Promptcap: Prompt-guided task-aware image captioning. *arXiv preprint arXiv:2211.09699*. 7
- Iyer, S.; Lin, X. V.; Pasunuru, R.; Mihaylov, T.; Simig, D.; Yu, P.; Shuster, K.; Wang, T.; Liu, Q.; Koura, P. S.; et al. 2022. Opt-1ml: Scaling language model instruction meta learning through the lens of generalization. *arXiv preprint arXiv:2212.12017*. 2
- Jain, S. M. 2022. Hugging face. In *Introduction to Transformers for NLP: With the Hugging Face Library and Models to Solve Problems*, 51–67. Springer. 11
- Li, B.; Zhang, Y.; Chen, L.; Wang, J.; Pu, F.; Yang, J.; Li, C.; and Liu, Z. 2023a. Mimic-it: Multi-modal in-context instruction tuning. *arXiv preprint arXiv:2306.05425*. 1, 2
- Li, J.; Li, D.; Savarese, S.; and Hoi, S. 2023b. Blip-2: Bootstrapping language-image pre-training with frozen image encoders and large language models. *arXiv preprint arXiv:2301.12597*. 1, 4, 5
- Li, Y.; Duan, N.; Zhou, B.; Chu, X.; Ouyang, W.; Wang, X.; and Zhou, M. 2018. Visual question generation as dual task of visual question answering. In *CVPR*. 3
- Lin, T.-Y.; Maire, M.; Belongie, S.; Hays, J.; Perona, P.; Ramanan, D.; Dollár, P.; and Zitnick, C. L. 2014. Microsoft coco: Common objects in context. In *ECCV*. Springer. 5
- Liu, F.; Lin, K.; Li, L.; Wang, J.; Yacoob, Y.; and Wang, L. 2023a. Aligning Large Multi-Modal Model with Robust Instruction Tuning. *arXiv preprint arXiv:2306.14565*. 2
- Liu, H.; Li, C.; Wu, Q.; and Lee, Y. J. 2023b. Visual instruction tuning. *arXiv preprint arXiv:2304.08485*. 1, 4, 5, 7
- Marino, K.; Rastegari, M.; Farhadi, A.; and Mottaghi, R. 2019. Ok-vqa: A visual question answering benchmark requiring external knowledge. In *CVPR*. 5
- Mostafazadeh, N.; Misra, I.; Devlin, J.; Mitchell, M.; He, X.; and Vanderwende, L. 2016. Generating natural questions about an image. In *ACL*. 3
- OpenAI. 2023a. ChatGPT. <https://openai.com/blog/chatgpt>. 1, 2, 4
- OpenAI. 2023b. GPT-4 Technical Report. *arXiv:2303.08774*. 1, 2, 4, 5
- Ouyang, L.; Wu, J.; Jiang, X.; Almeida, D.; Wainwright, C.; Mishkin, P.; Zhang, C.; Agarwal, S.; Slama, K.; Ray, A.; et al. 2022. Training language models to follow instructions with human feedback. In *NeurIPS*. 2
- Peng, B.; Li, C.; He, P.; Galley, M.; and Gao, J. 2023a. Instruction tuning with gpt-4. *arXiv preprint arXiv:2304.03277*. 3
- Peng, Z.; Wang, W.; Dong, L.; Hao, Y.; Huang, S.; Ma, S.; and Wei, F. 2023b. Kosmos-2: Grounding Multimodal Large Language Models to the World. *arXiv preprint arXiv:2306.14824*. 2
- Radford, A.; Narasimhan, K.; Salimans, T.; Sutskever, I.; et al. 2018. Improving language understanding by generative pre-training. 4
- Radford, A.; Wu, J.; Child, R.; Luan, D.; Amodei, D.; Sutskever, I.; et al. 2019. Language models are unsupervised multitask learners. *OpenAI blog*, 1(8): 9. 4
- Raffel, C.; Shazeer, N.; Roberts, A.; Lee, K.; Narang, S.; Matena, M.; Zhou, Y.; Li, W.; and Liu, P. J. 2020. Exploring the limits of transfer learning with a unified text-to-text transformer. *J. Mach. Learn. Res.* 2
- Schuhmann, C.; Beaumont, R.; Vencu, R.; Gordon, C.; Wightman, R.; Cherti, M.; Coombes, T.; Katta, A.; Mullis, C.; Wortsman, M.; et al. 2022. Laion-5b: An open large-scale dataset for training next generation image-text models. In *NeurIPS*. 1
- Schwenk, D.; Khandelwal, A.; Clark, C.; Marino, K.; and Mottaghi, R. 2022. A-okvqa: A benchmark for visual question answering using world knowledge. In *ECCV*. 5, 11
- Shao, S.; Li, Z.; Zhang, T.; Peng, C.; Yu, G.; Zhang, X.; Li, J.; and Sun, J. 2019. Objects365: A large-scale, high-quality dataset for object detection. In *ICCV*. 5
- Sharma, P.; Ding, N.; Goodman, S.; and Soricut, R. 2018. Conceptual captions: A cleaned, hypernymed, image alt-text dataset for automatic image captioning. In *ACL*. 1, 2
- Touvron, H.; Lavril, T.; Izacard, G.; Martinet, X.; Lachaux, M.-A.; Lacroix, T.; Rozière, B.; Goyal, N.; Hambro, E.; Azhar, F.; et al. 2023. Llama: Open and efficient foundation language models. *arXiv preprint arXiv:2302.13971*. 1

Vedd, N.; Wang, Z.; Rei, M.; Miao, Y.; and Specia, L. 2021. Guiding visual question generation. In *NAACL*. 3

Wang, Y.; Mishra, S.; Alipoormolabashi, P.; Kordi, Y.; Mirzaei, A.; Arunkumar, A.; Ashok, A.; Dhanasekaran, A. S.; Naik, A.; Stap, D.; et al. 2022. Supernaturalinstructions: Generalization via declarative instructions on 1600+ nlp tasks. In *EMNLP*. 2, 3

You, H.; Sun, R.; Wang, Z.; Chen, L.; Wang, G.; Ayyubi, H. A.; Chang, K.-W.; and Chang, S.-F. 2023. IdealGPT: Iteratively Decomposing Vision and Language Reasoning via Large Language Models. *arXiv preprint arXiv:2305.14985*. 2

Zhang, S.; Roller, S.; Goyal, N.; Artetxe, M.; Chen, M.; Chen, S.; Dewan, C.; Diab, M.; Li, X.; Lin, X. V.; et al. 2022. Opt: Open pre-trained transformer language models. *arXiv preprint arXiv:2205.01068*. 2

Zhu, D.; Chen, J.; Haydarov, K.; Shen, X.; Zhang, W.; and Elhoseiny, M. 2023a. Chatgpt asks, blip-2 answers: Automatic questioning towards enriched visual descriptions. *arXiv preprint arXiv:2303.06594*. 2

Zhu, D.; Chen, J.; Shen, X.; Li, X.; and Elhoseiny, M. 2023b. Minigpt-4: Enhancing vision-language understanding with advanced large language models. *arXiv preprint arXiv:2304.10592*. 1, 4, 5

Supplementary Material

A. Instruction Templates

The instruction templates for VIGC, including conversation, detailed description, complex reasoning, and OKVQA types, are presented in Tables 5, 6, 7, and 8 respectively.

No.	Instruction
1	Generate a question based on the content of the given image and then answer it.
2	Given the image, generate a question along with the answer.
3	From the image provided, craft a question and answer it.
4	Come up with a question related to the content of the image and provide the answer.
5	Brainstorm a query associated to the image and provide the response.
6	Construct a question based on the information presented in the image and answer it.
7	Ask yourself a question about the content of the image and respond to it.
8	Establish a query related to the content of the image and give the answer.
9	Ask a question derived from the image and then answer it.
10	Create a question about the image and answer it.

Table 5: The list of instructions for conversation.

No.	Instruction
1	Generate a question to describe the image content in detail and then answer it.
2	Considering the picture, come up with a question to describe the image content in detail along with the answer.
3	Describe the image content with a question and give the response.
4	Come up with a creative question to express the image content and then provide the answer.
5	Draft a query to address the image content and give the reply.
6	Create a question to reveal the image content and give the resolution.
7	Given the photo, state a question that reveals the details of the image and then answer it.
8	Ask a question about what is depicted in the image and then answer it.
9	Make up a query to explain the photo in more detail and answer it.
10	Compose a question describing the subject of the image, followed by the answer.

Table 6: The list of instructions for detailed description.

No.	Instruction
1	Based on the given image, generate an in-depth reasoning question and then answer it.
2	Given the image, generate an in-depth reasoning question and answer.
3	Taking the image into account, generate an reasoning question along with the answer.
4	Can you come up with a reasoning question based on the image and then provide the answer?
5	After looking at the image, devise a reasoning question and provide the answer to it.
6	Contemplate the image and create a reasoning question with the answer provided.
7	Analyze the image and provide a reasoning question as well as the answer.
8	Compose a reasoning question using the image with its answer.
9	Evaluate the image and create a comprehensive reasoning question and its answer.
10	Analyze the image and craft an effective reasoning question and its response.

Table 7: The list of instructions for complex reasoning.

No.	Instruction
1	Based on the content of the given image, generate a question that requires common sense to answer and then briefly answer it.
2	Construct a question that draws upon common sense to answer, using the content presented in the given image, and then briefly answer it.
3	Explain the content of the image in a question and then provide a short answer using knowledge types such as commonsense and facts.
4	Generate a query that requires reasoning on the information depicted in the image, utilizing a variety of knowledge types like commonsense, and then offer a concise answer.
5	Develop a query to demonstrate the knowledge types such as commonsense and facts related to the given image and then provide a brief answer.
6	Based on knowledge types such as commonsense and facts, come up with a query related to the given image and then briefly answer it.
7	Come up with a question related to the content shown in the image that requires reasoning using a variety of knowledge types such as commonsense and then succinctly answer it.
8	Brainstorm a question about the content of the given image that requires reasoning with a variety of knowledge types such as common sense and then state the answer briefly.
9	Construct a query that requires logic based on the contents of the given image and involves a variety of knowledge types such as commonsense, and then deliver a brief response.
10	Invent an inquiry derived from the pictured material that calls for the use of different knowledge types like commonsense and subsequently summarize the solution with brevity.

Table 8: The list of instructions for outside knowledge-based visual question answering.

B. Data Statistical Analysis

Based on VIGC, we generate fine-tuning data for dialogue, detailed description, and complex reasoning tasks using both COCO and Objects365 images. Each image and its corresponding question-answer pair are treated as an instance. The sample data, the average length of questions and answers, and the diversity of questions are presented in Table 9.

Question Diversity. Figure 5 visualizes the frequency of questions beginning with different words, illustrating the diversity of questions. Many dialogue questions begin with phrases like "what is" or "what color", whereas complex reasoning questions often start with phrases such as "what might be" or "what can be". This is because complex reasoning questions typically place more emphasis on the reasons behind phenomena.

In Table 9, we quantify diversity using the average cosine distance between questions in the dataset. Unlike A-OKVQA (Schwenk et al. 2022), we remove punctuation from the questions before using the sentence transformer (Jain 2022), and then calculate the average cosine distance among all pairs in the dataset.

Dataset	unique instance	Avg. length (Q/A)	Mean Q distance
Conversation (LLaVA)	256.9k	10.2/47.4	0.845
Conversation (COCO)	36.8k	8.4/10.4	0.721
Conversation (Objects365)	1.7M	8.5/13.0	0.676
Detail Description (LLaVA)	23 k	8.0/104.9	-
Detail Description (COCO)	36.6k	9.8/157.3	-
Detail Description (Objects365)	1.7M	10.0/176.6	-
Complex Reasoning (LLaVA)	76.6k	12.8/117.8	0.845
Complex Reasoning (COCO)	36.8k	11.9/121.8	0.830
Complex Reasoning (Objects365)	1.7M	11.6/116.3	0.810

Table 9: Statistical analysis of LLaVA data generated by VIGC

A sunburst chart illustrating the frequency of words in a corpus, categorized by part of speech. The chart is divided into three concentric rings. The innermost ring shows the most frequent words: 'the', 'is', 'of', 'a', 'and', 'to', 'in', 'on', 'for', 'with', 'by', 'as', 'at', 'from', 'this', 'that', 'it', 'he', 'she', 'he', 'man', 'main', 'color', 'setting'. The middle ring shows the next level of frequency, and the outermost ring shows the least frequent words. The chart is color-coded by part of speech: green for nouns, blue for verbs, red for adjectives, yellow for adverbs, and orange for prepositions.

The sunburst chart displays the frequency of words in a corpus, categorized by part of speech. The chart is divided into three main segments: 'what' (green), 'how' (orange), and 'in' (red). Each segment is further divided into sub-segments representing different parts of speech, with the size of each segment indicating its frequency.

Category	Sub-category	Frequency (approximate)
what (green)	is	15
	the	10
	setting	5
	color	5
	weather	5
	condition	5
	person	5
	is	5
	the	5
	are	5
how (orange)	many	10
	people	10
	are	5
	are	5
	women	5
	are	5
	are	5
	are	5
	are	5
	are	5
in (red)	man	5
	main	5
	woman	5
	any	5
	there	5
	the	5
	image	5
	in	5
	in	5
	in	5

C. Data Visualization



Question: How many people and horses are visible in the image?

Conversation

Answer (VIG):

There are **two** people and **two** horses visible in the image.

Answer (VIC):

There are **two** people and **several** horses visible in the image.

Question: Can you describe the main features of this image for me?

Detail Description

Answer (VIG):

The image depicts a group of people and horses walking through a shallow river. There are several horses in the scene, with some of them being black and white, giving the impression of a black and white photo. A man is leading one of the horses, guiding it through the water. In total, there are **eight people and five horses visible** in the image. The people are spread out across the scene, with **some standing closer to the left side**, others in the middle, and a few more on the right side. The horses are positioned in various locations within the river, with **one horse near the left edge, two horses in the middle, and another horse further to the right**. Overall, the scene conveys a sense of camaraderie as the people and horses navigate the body of water together.

Answer (VIC):

The image depicts a group of people and horses walking through a shallow river. There are **several people and horses** in the scene, with some of them holding ropes to guide the horses through the water. The black and white color scheme of the image adds a sense of timelessness or nostalgia to the scene. The people and horses appear to be engaged in a leisurely activity, enjoying the water and each other's company.

Question: What might be the purpose of this gathering of people and horses in the river?


Complex Reasoning

Answer (VIG):

The purpose of this gathering of people and horses in the river could be for a variety of reasons. One possibility is that **they are participating in a horse-riding or equestrian event, such as a trail ride or a riding competition**, where they need to cross a body of water to complete the course. Another possibility is that they are engaging in a **leisure activity**, such as a picnic or a family outing, where they have decided to take their horses for a walk in the river to enjoy the scenery and spend quality time together. Lastly, it could also be a **training session** for the horses, where they are being taught how to swim or navigate shallow waters, which can be beneficial for their overall well-being and safety.

Answer (VIC):

The purpose of this gathering of people and horses in the river could be for a variety of reasons. It could be a **recreational activity**, such as a horse-riding excursion or a leisurely walk in the countryside. Alternatively, it could be a part of a **training or rehabilitation process** for the horses, where they are being led through the water to improve their strength, coordination, and overall well-being. Additionally, it **could be a social event** where the people and horses are spending time together and enjoying each other's company.



Question: What is the condition of the building in the image?

Conversation

Answer (VIG):

The building in the image appears to be in a state of disrepair, as it has been partially torn down.

Answer (VIC):

The building in the image is in a state of disrepair, as evidenced by its damaged roof.

Question: Analyze the image in a comprehensive and detailed manner.

Detail Description

Answer (VIG):

The image depicts a city street with several traffic lights scattered throughout the scene. **A man is standing on the rooftop of a building**, possibly surveying the area or working on repairs. **Nearby, there is another person walking on the sidewalk**.

Additionally, there are **two cars parked on the street, one closer to the left side and the other towards the right side of the image**. The overall atmosphere suggests a **bustling urban environment** with people going about their daily routines.

Answer (VIC):

The image depicts a city street with several traffic lights scattered throughout the scene. In the foreground, there is a **man standing on the roof of a building**, which appears to be in a state of disrepair or undergoing renovation. The presence of the man on the roof suggests that he might be working on the building or inspecting its condition. In the background of the image, there are **several other buildings**, some of which appear to be in better condition than the building with the man on the roof. The overall atmosphere of the scene is one of **urban decay or renovation**, as evidenced by the dilapidated building and the man's presence on the roof.

Furthermore, the traffic lights in the image serve as a reminder of the city's infrastructure and its role in regulating traffic flow and ensuring the safety of pedestrians and vehicles. The presence of these traffic lights suggests that the area is a bustling urban environment with a mix of residential, commercial, and possibly industrial properties.

In conclusion, the image depicts a city street with several traffic lights, a dilapidated building undergoing renovation, and a man working on the roof. The overall atmosphere of the scene is one of **urban decay or renovation**, with the traffic lights serving as a reminder of the city's infrastructure and its role in regulating traffic flow and ensuring the safety of pedestrians and vehicles.

Question: What might be the reason for the man's presence on the rooftop?

Complex Reasoning

Answer (VIG):

The man's presence on the rooftop could be due to various reasons. It is possible that he is a **construction worker**, repairing or maintaining the building's roof. **Another possibility is that he is an urban explorer or a thrill-seeker who has climbed up to the rooftop for a panoramic view of the surroundings**. Alternatively, the man might be a **resident** of the building who has access to the rooftop for personal reasons, such as enjoying the view or using the space for leisure activities. Regardless of the reason, his presence on the rooftop highlights the potential risks associated with unauthorized access to rooftops and the importance of following safety guidelines and regulations.

Answer (VIC):

The man's presence on the rooftop could be due to various reasons. It is possible that he is a **maintenance worker**, repairing or inspecting the building's roof. Alternatively, he might be a **construction worker** involved in the renovation or demolition of the building. In either case, his presence on the rooftop highlights the importance of proper safety measures and adherence to regulations when working at elevated heights.

Figure 6: Generated instruction examples based on the proposed VIGC.

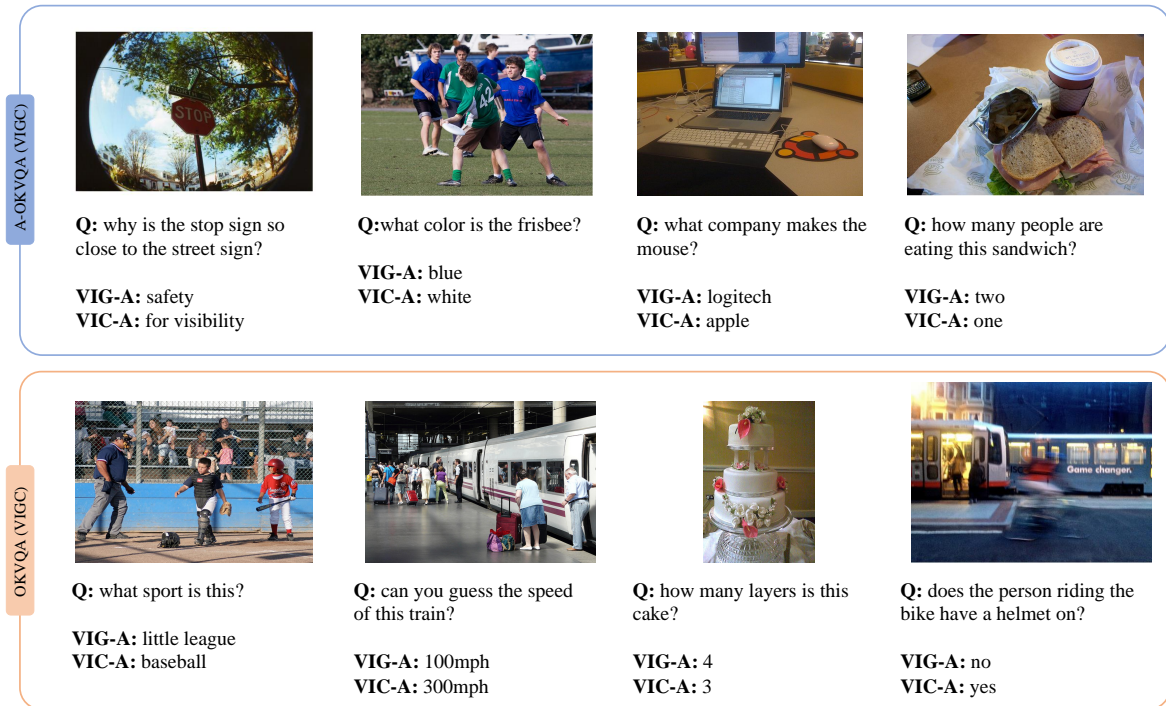


Figure 7: OKVQA and A-OKVQA QA-pairs generated by VIG and VIC

















A-OKVQA (VIGC)				
	Knowledge: Commonsense	Knowledge: Visual	Knowledge: Visual	Knowledge: Knowledge base
	Q: why is the window open? A: ventilation	Q: what type of material is used to make the vases? A: crochet	Q: what video game is this character from? A: sonic the hedgehog	Q: who invented this type of vehicle? A: wright brothers
A-OKVQA (VIGC)				
	Knowledge: Commonsense	Knowledge: Visual	Knowledge: Commonsense	Knowledge: Physical
	Q: what's the name of the flag on the tail of the plane on the far right? A: swiss	Q: what kind of food is this? A: asian	Q: in what country is this clock tower located? A: England	Q: why is there a shadow on the wall? A: sunlight
OKVQA (VIGC)				
	Knowledge: Brands, Companies and Products	Knowledge: Objects, Material and Clothing	Knowledge: Weather and Climate	Knowledge: People and Everyday Life
	Q: which brand of laptop are they using? A: toshiba	Q: what material is the roof made of? A: bamboo	Q: what season is it? A: autumn	Q: how often do you use this room? A: daily
OKVQA (VIGC)				
	Knowledge: Vehicles and Transportation	Knowledge: Plants and Animals	Knowledge: Cooking and Food	Knowledge: Geography, History, Language and Culture
	Q: which type of vehicle is allowed to park in this area? A: electric	Q: the animal in this picture is known for its what feature? A: long neck	Q: are these foods healthy or unhealthy? A: unhealthy	Q: what language is the symbol on the laptop? A: Chinese

Figure 8: OKVQA and A-OKVQA QA-pairs generated by VIGC