

Improving Translation Faithfulness of Large Language Models via Augmenting Instructions

Yijie Chen¹, Yijin Liu², Fandong Meng², Yufeng Chen¹, Jinan Xu¹, Jie Zhou²

¹Beijing Jiaotong University, Beijing, China

²Pattern Recognition Center, WeChat AI, Tencent Inc, China

{22120354, chenyf, jaxu}@bjtu.edu.cn

{yijinliu, fandongmeng, withtomzhou}@tencent.com

Abstract

Large Language Models (LLMs) present strong general capabilities, and a current compelling challenge is stimulating their specialized capabilities, such as machine translation, through low-cost instruction tuning. The standard instruction-following data is sequentially organized as the concatenation of an instruction, an input, and a response. As the attention mechanism of LLMs has limitations on local focus, LLMs tend to focus more on the words or sentences nearby at each position. This leads to a high risk of instruction forgetting during decoding. To alleviate the above issues, We propose SWIE (Segment-Weighted Instruction Embedding) and an instruction-following dataset OVERMISS. SWIE improves the model instruction understanding by adding a global instruction representation on the following input and response representations. OVERMISS improves model faithfulness by comparing over-translation and miss-translation results with the correct translation. We apply our methods to two mainstream open-source LLMs, BLOOM and LLaMA. The experimental results demonstrate significant improvements in translation performance with SWIE based on BLOOMZ-3b, particularly in zero-shot and long text translations due to reduced instruction forgetting risk. Additionally, OVERMISS outperforms the baseline in translation performance (*e.g.* an increase in BLEU scores from 0.69 to 3.12 and an average improvement of 0.48 percentage comet scores for LLaMA-7b) with further enhancements seen in models combining OVERMISS and SWIE (*e.g.* the BLEU scores increase up to 0.56 from English to German across three different backbones), and both exhibit improvements in the faithfulness metric based on word alignment.¹

1 Introduction

In recent years, pre-trained language models (PLMs) have experienced a burgeoning growth and have been extensively investigated and employed in downstream tasks. However, large language models (LLMs) exhibit surprising emergent abilities (Wei et al., 2022) which have not been observed in small PLMs, and LLMs have shown significant ability on general tasks and zero-shot or few-shot settings, even including symbolic reasoning, commonsense, algorithm, and so on.

Super LLMs like GPT-4 and ChatGPT, which can only be used via API, have demonstrated remarkable translation performance without fine-tuning (Jiao et al., 2023b; Hendy et al., 2023). For general LMs, fine-tuning is a prevailing approach to adapt to specific downstream tasks. Consequently, the fine-tuning of relatively smaller open-source LLMs presents an attractive alternative, given that it can augment the model’s translation capabilities without imposing significant computational costs (Jiao et al., 2023a). Nonetheless, instruction tuning on LLMs in machine translation remains a field that has not been fully explored.

Although the de facto architecture of state-of-the-art models in machine translation remains encoder-decoder (Bahdanau et al., 2015; Gao et al., 2022), the majority of the open-source LLMs adopt the causal language model (causal LM) architecture. However, the core limitation of causal LM is the local focus (Liu et al., 2023) of its attention mechanism, which leads to the model’s tendency to focus on nearby words or sentences at each position. Consequently, in the instruction fine-tuning data, the instruction text is further away from the output compared to the input text, increasing the risk of instruction forgetting during decoding. In machine translation, ignoring instructions can lead to issues such as hallucinations or unfaithfulness, ultimately reducing the quality and credibility of the models.

¹Our code and datasets are released in Github: https://github.com/pppa2019/swie_overmiss_llm4mt

This paper introduces a novel method for improving instruction tuning named SWIE (Segment-Weighted Instruction Embedding), which utilizes parameterized adapters to encode instruction and introduces segmented weight to enable a natural integration of instruction representations and global representations. In order to further improve the model translation faithfulness, we present OVERMISS, an instruction dataset that utilizes our proposed framework to collect contrastive negative samples that specifically target over-translation and miss-translation issues.

We evaluate our methods on different machine translation benchmarks and various backbone models (including BLOOMZ-3b, BLOOMZ-7b1-mt, and LLaMA-7b). Results on BLOOMZ-3b show SWIE has improved from 0.19 to 0.51 BLEU scores on four translation directions of WMT22 test sets, from 0.20 to 0.58 BLEU scores on six zero-shot translation directions, and 0.67 BLEU scores in average on long sentence test sets. Additionally, OVERMISS also leads to significant improvements (*e.g.* for WMT22 test sets, an increase in BLEU scores from 0.69 to 3.12 and an increase in 0.48 percentage COMET score on average on LLaMA-7b on WMT). The combination of SWIE and OVERMISS achieves a further improvement up to 0.56 BLEU scores on three backbone models from English to German.

In summary, our contributions are as follows:

- We propose SWIE, a novel segment-weighted instruction embedding method, which effectively improves translation performance and faithfulness, and its effectiveness is more significant in the zero-shot and longer text settings since the strengthening of instruction-following ability.
- We propose a translation faithfulness contrastive instruction-tuning data construction method and construct OVERMISS. We demonstrate that OVERMISS consistently improves the translation performance on three backbone models and two test sets (*e.g.* on LLaMA-7b, increase up to 3.12 BLEU score on WMT22 test sets and up to 3.03 BLEU score on FLORES test sets.)
- By examining the internal attention scores of the models, we discovered that SWIE leads to a higher attention ratio for instructions compared with baseline, thereby validating our

hypothesis and effectively substantiating its efficacy in mitigating the instruction forgetting problem.

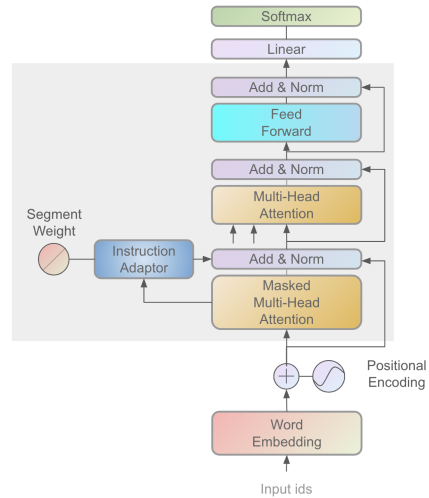


Figure 1: The model structure of SWIE.

2 Related work

Our work is closely related to machine translation, the variants of instruction tuning for LLMs, and hallucination in text generation. We will provide a brief overview of these areas in this section.

2.1 Machine Translation based on LLMs

Owing to the strong zero-shot and instruction-following abilities of LLMs, super LLMs like GPT-4 have achieved comparable translation performance to the best system on WMT system in high-resources translation direction on translation and relevant tasks like post-editing (Raunak et al., 2023; He et al., 2023).

The aforementioned study exclusively employs models that are only accessed via API, thereby limiting its applicability. Consequently, numerous studies have been conducted to investigate the potential of fine-tuning open-source LLMs. In the context of instruction tuning LLMs for machine translation, (Jiao et al., 2023a; Zhang et al., 2023) have proposed multi-task instruction data construction frameworks for instruction tuning open-source LLMs on machine translation. (Zeng et al., 2023) proposed a contrastive learning loss in order to train the model to learn contrastive sample pairs.

2.2 Instruction Tuning

The first work on instruction tuning is FLAN (Wei et al., 2021), which shows a surprising result on



Translation Dataset Example

Below is an instruction that describes a task, paired with an input that provides further context. Write a response that appropriately completes the request.

Instruction: Translate the sentence from Chinese to English

Input: 28岁厨师被发现死于旧金山一家商场

Response: 28-Year-Old Chef Found Dead at San Francisco Mall

OVERMISS Dataset Example

Below is an instruction that describes a task, paired with an input that provides further context. Write a response that appropriately completes the request.

Instruction: Given a Chinese sentence, and the following English sentences are its translation with over-translation or miss-translation problem. Please give a translation that is faithful to the original.

Input:

28岁厨师被发现死于旧金山一家商场

Hint: The translation with no error and with over-translation/miss-translation problems are as follows.

Response:

28-Year-Old Chef Found Dead at San Francisco Mall

 is a good translation while

28-Year-Old Chef Who Worked at San Francisco Mall Discovered Dead

 has an over-translation problem, and

28-Year-Old Chef Found Dead in San Francisco

 has a miss-translation problem.

Figure 2: An instance of translation instruction and an instance of OVERMISS.

zero-shot and few-shot settings. There are a lot of follow-up works proposed to construct larger-scale instruction datasets. The instruction tuning datasets adopt different instruction and language styles: FLAN (Longpre et al., 2023) use “input” and “target”; unnatural instruction (Honovich et al., 2022) use “instruction”, “input”, “constrain” and “output”; Super-NaturalInstructions (Wang et al., 2022) constructs positive and negative sample for each task. As a unified and scaling-up dataset, OPT-IML casts all the above datasets to “instruction” and “output” segments.

Due to the fact that instructions serve as the definition of tasks and are typically located at the beginning of samples, the representation of instructions in causal LMs face a higher risk of being forgotten during decoding. To alleviate this issue, there are currently some efforts proposing improved methods that differ from the standard fine-tuning approaches, in order to enhance the learning in instruction components.

(Ye et al., 2022) models the instruction in the condition given input and target, thereby alleviating the demands of long context modeling. (Choi et al., 2022) proposed a distilling-based context injection method to preserve the long context information in the fixed model when the model is used in static long prompts situations.

As the above methods require higher demands for data and task scenarios, such as fixed instructions as conditions. They cannot meet the condition of machine translation, which typically only contains short instructions that indicate the translation direction.

2.3 Hallucinations in Language Models

Hallucinations in neural machine translation have been discussed for a long time (Lee et al., 2018; Müller et al., 2020), and it has the same mean as unfaithfulness. It is widely observed that the sources of hallucination or unfaithfulness can be the lack of knowledge or inadequate attention to the source (Ferrando et al., 2022; Raunak et al., 2021).

On machine translation hallucination detection benchmarks, we found that existing datasets are constructed by humans or perturbing the translation model (Raunak et al., 2021). Human-making datasets like HalOmi (Dale et al., 2023) are highly cost and hard to scale up. Datasets generated by the model perturbing method have low quality because the sentences generated are far from both the natural distribution and the distribution of modern LLMs. Thus, our proposed hallucination-mimicking dataset construction method can fill the gap with high-quality fluent negative samples.

3 Method

In this section, we propose a contrastive faithfulness translation instruction dataset OVERMISS and a global instruction fusion method SWIE. Before introducing the proposed method, the necessary background will be formulated first.

3.1 Background

3.1.1 Instruction Tuning Formalization

Instruction tuning is one of the alignment methods to make language models meet human preferences. To formulate instruction tuning, we define s , x , and

y as the instruction, the input, and the target, respectively. Noting that the input is not necessary but the instruction is needed all the time. The standard instruction tuning is trained with maximum likelihood estimation (MLE), and the training objection can be calculated by Equation (1). Furthermore, due to the attention mechanism tends to pay more attention to the text nearby, the instruction part faces a higher risk to be forgotten in the generation process.

$$L_{MLE} = - \sum_{t=1}^T \log P(y_t | y_{<t}; x; s) \quad (1)$$

3.1.2 Causal Language Model

Decoder-only architecture is designed for unified text generation tasks, including prefix decoder and causal decoder (Raffel et al., 2020). Most of the LLMs use the causal decoder architecture because of the wide observation of scaling law on the causal decoder. However, a more comprehensive investigation of other architectures' performance at a large scale is still lacking. (Zhao et al., 2023)

A causal language model is composed of a stack of causal decoder layers. The function of the multi-head attention mechanism is to combine the hidden representation of each position with contextual information. With a causal attention mask, text generation tasks in any format can be unified in training and decoding states. In detail, let m, n be the position indexes of two tokens, and $\mathbf{q}, \mathbf{k}, \mathbf{v}, \mathbf{o}$ are, respectively, query, key, value, and output representation, and the length of input tokens is N . In a causal language model, when $m > n$, the attention score $a_{m,n}$ will be masked.

$$\mathbf{a}_{m,n} = \frac{\exp\left(\frac{\mathbf{q}_m^\top \mathbf{k}_n}{\sqrt{d}}\right)}{\sum_{j=1}^N \exp\left(\frac{\mathbf{q}_m^\top \mathbf{k}_j}{\sqrt{d}}\right)} \quad (2)$$

$$\mathbf{o}_m = \sum_{n=1}^N \mathbf{a}_{m,n} \mathbf{v}_n \quad (3)$$

3.2 SWIE: Segment-weighted Instruction Embedding

We propose segment-weighted instruction embedding in order to strengthen global instruction attention for decoders, and the details are described as follows. Instruction tuning can be divided into several segments, including instruction, input, response, and so on. The sentence will be converted

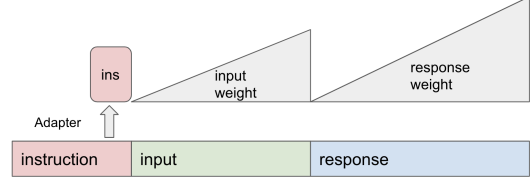


Figure 3: An illustration of segmented-weight

to a list of tokens after the tokenizer. We define a segment ID for each segment and then map the segment index to every token of the tokens list. Assuming a sentence tokens list is represented as $\mathbf{S} = [\mathbf{s}_1, \mathbf{s}_2, \dots, \mathbf{s}_l] \in \mathbf{R}^{1 \times N}$, and its segment ids list is I_s , which is also an array with length N . Let the c be the ID of the instruction span, and the b be the array record of the beginning indexes of each span. The encoded instruction representation can be obtained in the output of each decoder layer, we use an instruction adapter to re-parameterize instruction. We set a segment weight to constrain the fusion of instruction representation on input and response segments. Let L be the length of the tokens list of the input span, B be the array that records the beginning position index of each segment, and we use L to standardize the slope. The H_l represents the hidden output of l^{th} layer and the H_{ins_l} represents the max pool result of the instruction part in H_l . We use a down-sampling linear layer, an activation layer, and an up-sampling linear layer as the adapter.

On implementation details, we selected the middle three layers of the language model to fuse the extracted instruction feature with the global hidden representation. The selection principle is based on our analysis of the attention score distribution of each layer, and the detailed analysis process is shown in Section. *Visualize Inadequate Attention on Instruction*. The model structure is visualized in Figure.1, and the process is described as Equation (4-6), and the illustration of segmented-weight is shown in Figure.3.

$$H_l := H_l + W_{seg} \cdot f(H_{ins_l}) \quad (4)$$

$$W_{seg_i} = \begin{cases} 0 & I_s[i] = c \\ \frac{i-B[I_s[i]]}{L} & I_s[i] \neq c \end{cases} \quad (5)$$

$$f(H_{ins_l}) = \mathbf{L}_{up}(\sigma(\mathbf{L}_{down}(H_{ins_l}))) \quad (6)$$

3.3 OVERMISS: A Natural Hallucination Dataset

In the machine translation task, the most usual taxonomy of model hallucination or unfaithfulness for fluent output is over-translation and miss-translation. Over-translation refers to the situation in which the translated sentence contains words irrelevant to the source sentence, and miss-translation refers to the situation in which the translation sentence lacks part of the information from the source sentence. Thus, we prompt gpt-3.5-turbo to mimic the two typical error types, and the prompts are appended in Table.1.

To qualify the extent of miss-translation or over-translation errors of generated sentences, we use awesome-align² to evaluate the word-level cross-lingual alignment rate, and the statistic result is shown in Table.2, which indicates the generated data satisfied the requirement of the negative samples while preserving the meaning of most of the source sentences.

Instruction-tuning datasets can be organized flexibly, and the standard format contains instruction, input, and response. After we constructed the over-translation and miss-translation contrastive samples based on WMT17-20 with the proposed automatic pipeline, we organized the final instruction data as Figure.2. And the total number of samples in the dataset is 54420.

4 Empirical Experiments

We choose BLOOM and LLaMA as the backbone models. There are 4 translation directions included, De \Rightarrow En, En \Rightarrow De, En \Rightarrow Zh, and Zh \Rightarrow En.

4.1 Training Setting

4.1.1 Alpaca

Alpaca Dataset³ is a high-quality multi-task instruction-following dataset that contains 52K items. We use Alpaca Dataset to finetune the pre-trained language models as our baseline.

4.1.2 Parrot-hint

Following (Jiao et al., 2023a), we set Parrot-hint as our strong baseline. The Parrot-hint⁴ dataset includes 3 sub-datasets, Alpaca Dataset, the WMT17-20 dataset, and the MQM instruction dataset. Parrot-hint contains 200K data in total.

²<https://github.com/neulab/awesome-align>

³https://github.com/tatsu-lab/stanford_alpaca

⁴<https://github.com/wxjiao/ParroT>

4.1.3 OVERMISS

In the training process, we utilize the Parrot-hint dataset to ensure the basic ability of the fine-tuned models. As the mixup dataset contains instruction-following data without a hint and with a hint, and data with a hint both have an auxiliary task based on translation. So we use a curriculum learning strategy to fine-tune the data in two stages.

4.2 Evaluation

This section introduces the test sets and the evaluation metrics we use.

4.2.1 WMT22 Test Sets

WMT22 test sets come from the news translation track of WMT22 competition⁵. The test sets include 1984, 2037, 2037, and 1875 samples for De \Rightarrow En, En \Rightarrow De, En \Rightarrow Zh, and Zh \Rightarrow En, respectively.

4.2.2 Flores-200 Dev-test

Flores-200 is a multi-language translation benchmark. We use the dev-test split as our test set to enrich our experiments, and there are 1012 samples for each translation direction.

4.2.3 Automatic Evaluation

For lexical evaluation, we use BLEU (Papineni et al., 2002); for semantic evaluation, we use COMET with reference. Both of them are widely used metrics in machine translation, and we use ScareBLEU⁶ and Unbabel/wmt22-comet-da in the evaluation implementation.

4.3 Implement details

We use the transformers and DeepSpeed framework for model training and inference. The training hyper-parameters follow the setting of (Jiao et al., 2023a). We uniformly set the dim of the instruction adapter to 32. The 3B size models are trained on 8 V100 GPUs, and the 7B size models are trained on 4 A100(40G) GPUs. In order to reduce the memory requirement and prevent the models from over-fitting, we train all models with freezing embedding layers in DeepSpeed stage 1.

4.4 Main Results

The main results are shown in Table.3. For LLaMA fine-tuned by Alpaca, the model performs well

⁵<https://github.com/wmt-conference/wmt22-news-systems>

⁶<https://github.com/mjpost/sacrebleu>

type	prompt
miss-translation	<p>You are an unprofessional [source language] to [target language] translator who is not fully faithful to the original text in the translation process there is a problem of omission, i.e. the translation leaves out parts of the original text. Please translate the following [source language] sentence: [source sentence]</p> <p>If the following is a high-quality human [target language] translation: [target sentence]</p> <p>Please give a direct low-quality [target language] translation with omission problems, noting that you are not simply rewriting the previous translation, but need to emulate a translator that may have omissions, i.e. omitting parts of the original text.</p>
over-translation	<p>You are an [source language] to [target language] translator, but your translation is not professional. In the translation process, you have not been completely faithful to the original text, resulting in a translation that is not in the original text.</p> <p>This is a translation illusion problem and you need to give a translation that has the illusion problem. Please translate the following [source language] sentence: [source sentence]</p> <p>If the following is a high-quality human [target language] translation: [target sentence]</p> <p>Please give a straightforward low-quality [target language] translation that has an additive translation problem or a translation illusion problem. Please note that you need to simulate a translator with possible translation enhancement problems and translate what is not in the original text, rather than simply rewriting the previous translation.</p>

Table 1: The prompts for producing the OVERMISS dataset.

data	source coverage	target coverage
reference	0.8845	0.8699
miss data	0.5800	0.7180
over data	0.6958	0.5771

Table 2: Data statistics of generated over-translation and miss-translation data.

when translating $En \Leftrightarrow De$, while when translating $En \Leftrightarrow Zh$, it often confuses the target language, resulting in code-mixing or out-of-target translation. For BLOOM fine-tuned by Alpaca, the model translates $En \Leftrightarrow Zh$ better while translating worse in $En \Leftrightarrow De$ when comparing with LLaMA-Alpaca, indicating the difference between the basic language translation capacity of models. Overall, we have three main observations during the experiment as follows.

Firstly, according to the comparison between OVERMISS and Parrot-hint, we found that OVERMISS notably led to performance enhancement. For example, based on LLaMA-7b, the model trained with OVERMISS has an improvement of 1.02, 1.25, 3.12 and 0.69 BLEU scores on four

translation directions respectively, and an improvement of 0.48 percentage comet scores on average. Although the Flores dataset has a different distribution from the WMT training data, we found that the OVERMISS still increases 0.46 BLEU score on $En \Rightarrow De$ and 3.03 BLEU score on $Zh \Rightarrow En$.

Secondly, according to the comparison between SWIE and Parrot-hint, we found that this method has an obvious improvement on some of the settings and has a stable slight improvement on other settings. For example, on BLOOMZ-3b, SWIE outperforms Parrot-hint from 0.19 to 0.51 BLEU scores.

Thirdly, by combining the OVERMISS and SWIE, a further improvement can be seen in all of the backbones in the $En \Rightarrow De$ translation direction from 0.05 to 0.56 BLEU scores, and in BLOOMZ-7b-mt in three of the four translation directions. Since both methods aim to improve faithfulness, their combination is not orthogonal.

4.5 Long Sentence Translation

To assess the efficacy of SWIE in the context of long text translation, we employed a concatenation approach to merge the adjacent 3-5 sentences

Model	De ⇒ En		En ⇒ De		En ⇒ Zh		Zh ⇒ En	
	bleu	comet	bleu	comet	bleu	comet	bleu	comet
WMT22 Winners								
	33.7	85.46	38.4	88.09	33.5	87.84	54.3	81.12
BLOOMZ-3b WMT22								
Alpaca	14.68	68.49	5.55	49.10	20.20	81.46	11.65	75.38
Parrot	22.05	75.59	17.80	67.64	33.95	83.70	21.33	78.19
w/ SWIE	22.56	75.59	18.17	67.64	34.14	83.64	21.71	78.58
w/ OVERMISS	24.00	76.66	19.24	70.44	35.35	83.51	21.93	78.08
w/ OVERMISS w/ SWIE	24.05	76.40	19.03	70.38	35.48	83.34	21.73	78.06
BLOOMZ-7b1-mt WMT22								
Alpaca	18.64	73.37	9.97	61.65	25.52	82.31	15.07	77.79
Parrot	23.80	77.77	20.58	73.63	35.49	84.61	22.58	78.93
w/ SWIE	24.34	77.90	20.19	73.17	35.99	85.02	22.28	79.22
w/ OVERMISS	25.84	78.79	22.15	75.01	36.61	84.43	23.40	79.36
w/ OVERMISS w/ SWIE	25.95	78.80	21.83	75.17	36.88	84.53	23.33	79.15
LLaMA-7b WMT22								
Alpaca	28.92	82.77	21.72	79.70	17.72	71.96	15.95	74.95
Parrot	28.90	82.84	25.96	82.78	28.12	79.84	20.61	75.61
w/ SWIE	28.56	82.97	25.70	82.11	29.03	79.68	20.33	75.48
w/ OVERMISS	29.92	83.50	27.21	82.36	31.24	80.63	21.30	76.48
w/ OVERMISS w/ SWIE	30.48	82.97	27.10	81.89	31.08	80.14	21.19	76.14
LLaMA-7b Flores								
Parrot-hint	40.83	88.50	31.14	85.73	26.96	80.08	22.48	83.62
w/ SWIE	40.92	88.51	30.82	85.52	27.34	79.86	22.23	83.44
w/ OVERMISS	40.35	88.55	31.60	85.59	29.99	81.95	21.68	83.64
w/ OVERMISS w/ SWIE	40.20	88.39	31.41	85.21	29.07	81.14	21.59	83.50

Table 3: Translation performance of LLMs on WMT22 and Flores test sets. The **bolded** scores refer to the best performance under the same or comparable settings.

model setting	De ⇒ En	En ⇒ De	En ⇒ Zh	Zh ⇒ En
Parrot-hint	23.73	17.11	34.70	19.11
w/ SWIE	24.02	17.79	34.94	20.59

Table 4: The comparison between baseline and SWIE on WMT22-concat dataset.

from the WMT22 test sets, thereby creating the WMT22-concat test set for long text translation. Subsequently, we conducted an ablation experiment on SWIE using the WMT22-concat test set on BLOOMZ-3b. The results are presented in Table.4 demonstrate that SWIE yields an average improvement of 0.6725 BLEU scores, with a notable increase of 1.49 BLEU score observed in the Chinese to English translation. These findings suggest that instruction augmenting is better suited to long text scenarios and can lead to further enhancements in performance compared to the original WMT22 test sets.

4.6 Zero-shot Performance

Using zero-shot translation directions, the instruction-following ability can be effectively evaluated. We select 6 zero-shot directions from WMT22 test sets, including Uk ⇒ En, Fr ⇒ De, Cs ⇔ En, and Ru ⇔ En. We observe that SWIE leads to 0.20 to 0.58 BLEU scores. The experiment results are as our expectation since the SWIE enhances the instruction-following ability of the model, and the instruction needs more attention in the zero-shot translation direction scenario.

4.7 The Impact of Inference Instruction

We test the impact of inference prompts. As the auxiliary task instruction dataset provides the model with typical translation quality information, we can use more detailed prefixes during the inference stage to guide the model’s translation process with an awareness of certain principles. In Table.6, the basic setting means the briefest instruction, that is, “translate the following sentences from [source language] to [target language]”. According

setting	Uk \Rightarrow En	Fr \Rightarrow De	Cs \Rightarrow En	En \Rightarrow Cs	Ru \Rightarrow En	En \Rightarrow Ru
Parrot-hint	6.77	19.58	4.97	2.69	17.59	4.35
w/ SWIE	7.33	19.73	5.14	2.85	17.79	4.74

Table 5: Zero-shot BLEU scores performance based on BLOOMZ-3b.

to the training task contained in the datasets, we use some extra guides to provide a more detailed request to models, such as output with no error or no over/miss-translation problems. Conflicting to the findings in (Jiao et al., 2023a), the “no-error” hint does not yield positive benefits in the situation where fine-tuned model on OVERMISS, while the “no-over”, “no-miss” and “no-over/miss” can improve model performance furthermore.

setting	Overall BLEU
basic	25.13
w/ no-error	24.76
w/ no-over	25.13
w/ no-miss	25.29
w/ no-over/miss	25.24

Table 6: The comparison between inference prompts.

4.8 Faithfulness Quantification

On the qualification of word-level machine translation faithfulness, there is no widely-used standard toolkit yet. The same method as Section. *Natural Hallucination Data Construction*, we use word alignment tools to match the source sentences and the inference sentences word by word, then calculate the recall of source words matching rate and hypothesis words matching rate, and then the ratio can reflect the absence and the redundancy extent. The final scores are derived by averaging the source and target coverage rate on our WMT22 test sets. The result shows in Table.7 that both SWIE and OVERMISS can improve the faithfulness of results, showing the effectiveness of our proposed method.

setting	score
Parrot-hint	87.94
w/ SWIE	88.28
w/ OVERMISS	88.84
w/ SWIE w/ OVERMISS	88.80

Table 7: The ablation study of faithfulness score on SWIE and OVERMISS.

5 Visualize Inadequate Attention on Instruction

Our standard instruction-following data item is organized as instruction, input, and output sequentially. The attention score in transformers can show the positions the model addresses more. We divide a random translation sample from test sets into 3 spans, including instruction, input, and response. Subsequently, we calculate the accumulation attention scores for each span on each token. Assuming a is the attention score matrix, the sid is the index of the end of the span, we use S_{span} to represent the accumulated attention score in a position as shown in Equation.7.

As depicted in Figure.4, it is evident that the middle layers of the model manifest a considerably higher attention accumulation score on the input spans, whereas the bottom and top layers exhibit more uniform attention distributions. This observation suggests that attention inadequacy of the instruction arises in the middle layers. Accordingly, in our experimental settings, we opt to incorporate SWIE into the middle three layers.

We compute the ratio of the attention score at the ending position of the instruction and the attention score at the ending position of the input. As illustrated in Figure.5, our method leads to a lower attention rate, especially for the middle layers, which implies that the attention on the instruction is relatively higher than that of the baseline model.

$$S_{span} = \sum_{i=sid+1}^T a[i][sid] \quad (7)$$

6 Conclusion

We proposed SWIE and OVERMISS, a novel additional model structure for strengthening the attention of the model to instruction, and an effective data construction method for machine translation faithfulness. The experiment results show that our methods outperform the strong baselines on widely used machine translation metrics like

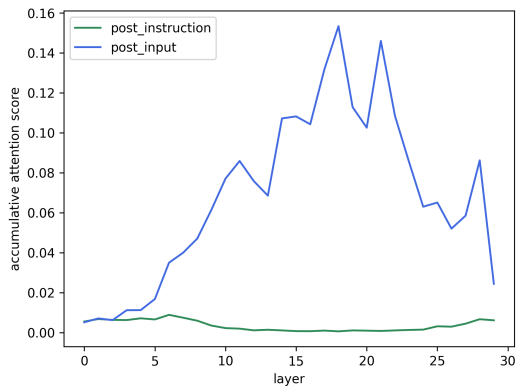


Figure 4: Accumulative attention score on the post-instruction and post-input positions for each layer. This figure is based on BLOOMZ-3b fine-tuned by the Parrot-hint dataset in the origin model structure.

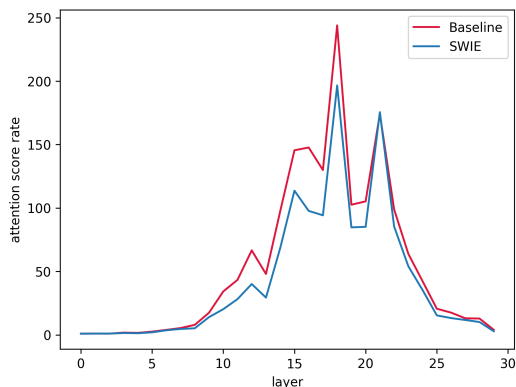


Figure 5: The comparison between models with and without SWIE on attention ratio between post-instruction and post-input position. This experiment is based on BLOOMZ-3b.

BLEU and COMET, and SWIE improves the translation performance more significantly in long text and zero-shot scenarios. To evaluate the translation faithfulness, we employ a cross-lingual word alignment metric, and the result further illustrates the effectiveness of our method on faithful translation. Through the internal attention scores of the models, we visualize the attention distribution on the original model and the attention shift induced by SWIE, thereby corroborating our assumption regarding the necessity for increased attention on instruction.

In the future, the following aspects can be explored based on our work: (1) investigating explainable and trainable methodologies for constructing segment weights; (2) extending the data construction method to other tasks; (3) exploring methods to reduce inference latency.

References

- Dzmitry Bahdanau, Kyunghyun Cho, and Yoshua Bengio. 2015. [Neural machine translation by jointly learning to align and translate](#).
- Eunbi Choi, Yongrae Jo, Joel Jang, and Minjoon Seo. 2022. Prompt injection: Parameterization of fixed inputs. *arXiv preprint arXiv:2206.11349*.
- David Dale, Elena Voita, Janice Lam, Prangthip Hansanti, Christophe Ropers, Elahe Kalbassi, Cynthia Gao, Loïc Barrault, and Marta R Costa-jussà. 2023. Halomi: A manually annotated benchmark for multilingual hallucination and omission detection in machine translation. *arXiv preprint arXiv:2305.11746*.
- Javier Ferrando, Gerard I Gállego, Belen Alastruey, Carlos Escolano, and Marta R Costa-jussà. 2022. Towards opening the black box of neural machine translation: Source and target interpretations of the transformer. In *Proceedings of the 2022 Conference on Empirical Methods in Natural Language Processing*, pages 8756–8769.
- Yingbo Gao, Christian Herold, Zijian Yang, and Hermann Ney. 2022. Is encoder-decoder redundant for neural machine translation? In *Proceedings of the 2nd Conference of the Asia-Pacific Chapter of the Association for Computational Linguistics and the 12th International Joint Conference on Natural Language Processing*, pages 562–574.
- Zhiwei He, Tian Liang, Wenxiang Jiao, Zhuosheng Zhang, Yujiu Yang, Rui Wang, Zhaopeng Tu, Shuming Shi, and Xing Wang. 2023. Exploring human-like translation strategy with large language models. *arXiv preprint arXiv:2305.04118*.
- Amr Hendy, Mohamed Abdelrehim, Amr Sharaf, Vikas Raunak, Mohamed Gabr, Hitokazu Matsushita, Young Jin Kim, Mohamed Afify, and Hany Hassan Awadalla. 2023. How good are gpt models at machine translation? a comprehensive evaluation. *arXiv preprint arXiv:2302.09210*.
- Or Honovich, Thomas Scialom, Omer Levy, and Timo Schick. 2022. Unnatural instructions: Tuning language models with (almost) no human labor. *arXiv preprint arXiv:2212.09689*.
- Wenxiang Jiao, Jen-tse Huang, Wenxuan Wang, Xing Wang, Shuming Shi, and Zhaopeng Tu. 2023a. Parrot: Translating during chat using large language models. *arXiv preprint arXiv:2304.02426*.
- Wenxiang Jiao, Wenxuan Wang, JT Huang, Xing Wang, and ZP Tu. 2023b. Is chatgpt a good translator? yes with gpt-4 as the engine. *arXiv preprint arXiv:2301.08745*.
- Katherine Lee, Orhan Firat, Ashish Agarwal, Clara Fan-jiang, and David Sussillo. 2018. Hallucinations in neural machine translation.

- Nelson F Liu, Kevin Lin, John Hewitt, Ashwin Paranjape, Michele Bevilacqua, Fabio Petroni, and Percy Liang. 2023. Lost in the middle: How language models use long contexts. *arXiv preprint arXiv:2307.03172*.
- Shayne Longpre, Le Hou, Tu Vu, Albert Webson, Hyung Won Chung, Yi Tay, Denny Zhou, Quoc V Le, Barret Zoph, Jason Wei, et al. 2023. The flan collection: Designing data and methods for effective instruction tuning. *arXiv preprint arXiv:2301.13688*.
- Mathias Müller, Annette Rios, and Rico Sennrich. 2020. Domain robustness in neural machine translation. pages 151–164.
- Kishore Papineni, Salim Roukos, Todd Ward, and Wei-Jing Zhu. 2002. Bleu: a method for automatic evaluation of machine translation. In *Proceedings of the 40th annual meeting of the Association for Computational Linguistics*, pages 311–318.
- Colin Raffel, Noam Shazeer, Adam Roberts, Katherine Lee, Sharan Narang, Michael Matena, Yanqi Zhou, Wei Li, and Peter J Liu. 2020. Exploring the limits of transfer learning with a unified text-to-text transformer. *The Journal of Machine Learning Research*, 21(1):5485–5551.
- Vikas Raunak, Arul Menezes, and Marcin Junczys-Dowmunt. 2021. The curious case of hallucinations in neural machine translation. In *Proceedings of the 2021 Conference of the North American Chapter of the Association for Computational Linguistics: Human Language Technologies*, pages 1172–1183.
- Vikas Raunak, Amr Sharaf, Hany Hassan Awadallah, and Arul Menezes. 2023. Leveraging gpt-4 for automatic translation post-editing. *arXiv preprint arXiv:2305.14878*.
- Yizhong Wang, Swaroop Mishra, Pegah Alipoormolabashi, Yeganeh Kordi, Amirreza Mirzaei, Atharva Naik, Arjun Ashok, Arut Selvan Dhanasekaran, Anjana Arunkumar, David Stap, et al. 2022. Supernaturalinstructions: Generalization via declarative instructions on 1600+ nlp tasks. pages 5085–5109.
- Jason Wei, Maarten Bosma, Vincent Zhao, Kelvin Guu, Adams Wei Yu, Brian Lester, Nan Du, Andrew M Dai, and Quoc V Le. 2021. Finetuned language models are zero-shot learners.
- Jason Wei, Yi Tay, Rishi Bommasani, Colin Raffel, Barret Zoph, Sebastian Borgeaud, Dani Yogatama, Maarten Bosma, Denny Zhou, Donald Metzler, et al. 2022. Emergent abilities of large language models. *arXiv preprint arXiv:2206.07682*.
- Seonghyeon Ye, Doyoung Kim, Joel Jang, Joongbo Shin, and Minjoon Seo. 2022. Guess the instruction! flipped learning makes language models stronger zero-shot learners. In *The Eleventh International Conference on Learning Representations*.
- Jiali Zeng, Fandong Meng, Yongjing Yin, and Jie Zhou. 2023. Tim: Teaching large language models to translate with comparison. *arXiv preprint arXiv:2307.04408*.
- Shaolei Zhang, Qingkai Fang, Zhuocheng Zhang, Zhengrui Ma, Yan Zhou, Langlin Huang, Mengyu Bu, Shangdong Gui, Yunji Chen, Xilin Chen, et al. 2023. Bayling: Bridging cross-lingual alignment and instruction following through interactive translation for large language models. *arXiv preprint arXiv:2306.10968*.
- Wayne Xin Zhao, Kun Zhou, Junyi Li, Tianyi Tang, Xiaolei Wang, Yupeng Hou, Yingqian Min, Beichen Zhang, Junjie Zhang, Zican Dong, et al. 2023. A survey of large language models. *arXiv preprint arXiv:2303.18223*.