

CALM : A Multi-task Benchmark for Comprehensive Assessment of Language Model Bias

VIPUL GUPTA, Department of Computer Science & Engineering, Pennsylvania State University, USA

PRANAV NARAYANAN VENKIT, College of Information Sciences and Technology, Pennsylvania State University, USA

HUGO LAURENÇON, HuggingFace, France

SHOMIR WILSON, College of Information Sciences and Technology, Pennsylvania State University, USA

REBECCA J. PASSONNEAU, Department of Computer Science & Engineering, Pennsylvania State University, USA

As language models (LMs) become increasingly powerful and widely used, it is important to quantify them for sociodemographic bias with potential for harm. Prior measures of bias are sensitive to perturbations in the templates designed to compare performance across social groups, due to factors such as low diversity or limited number of templates. Also, most previous work considers only one NLP task. We introduce Comprehensive Assessment of Language Models (CALM) for robust measurement of two types of universally relevant sociodemographic bias, gender and race. CALM integrates sixteen datasets for question-answering, sentiment analysis and natural language inference. Examples from each dataset are filtered to produce 224 templates with high diversity (e.g., length, vocabulary). We assemble 50 highly frequent person names for each of seven distinct demographic groups to generate 78,400 prompts covering the three NLP tasks. Our empirical evaluation shows that CALM bias scores are more robust and far less sensitive than previous bias measurements to perturbations in the templates, such as synonym substitution, or to random subset selection of templates. We apply CALM to 20 large language models, and find that for 2 language model series, larger parameter models tend to be more biased than smaller ones. The T0 series is the least biased model families, of the 20 LLMs investigated here. The code is available at <https://github.com/vipulgupta1011/CALM>

Additional Key Words and Phrases: Bias, Fairness, Evaluation, Language Models

ACM Reference Format:

Vipul Gupta, Pranav Narayanan Venkit, Hugo Laurençon, Shomir Wilson, and Rebecca J. Passonneau. 2024. CALM : A Multi-task Benchmark for Comprehensive Assessment of Language Model Bias. 1, 1 (January 2024), 20 pages. <https://doi.org/10.1145/nnnnnnnn>

1 INTRODUCTION

Language models (LMs) have been found to exhibit unintended biases [23, 25, 33] leading to uneven performance across different sociodemographic groups [5, 8, 52]. Recently, increasing amounts of effort have been devoted to reduction of unintended outputs from LMs, such as toxic language or manifestation of harmful social bias, e.g., through red teaming [20, 43, 73]. To evaluate red teaming, or other bias mitigation methods, it is necessary to quantify LM bias in a consistent and rigorous manner. Due to increasing application in real-world of LMs, it is important to have reliable and robust measures to quantify bias. Prior work on bias measurement are unreliable [53], as they are sensitive to minor perturbations

Authors' addresses: Vipul Gupta, Department of Computer Science & Engineering, Pennsylvania State University, USA; Pranav Narayanan Venkit, College of Information Sciences and Technology, Pennsylvania State University, USA; Hugo Laurençon, HuggingFace, France; Shomir Wilson, College of Information Sciences and Technology, Pennsylvania State University, USA; Rebecca J. Passonneau, Department of Computer Science & Engineering, Pennsylvania State University, USA.

2024. Manuscript submitted to ACM

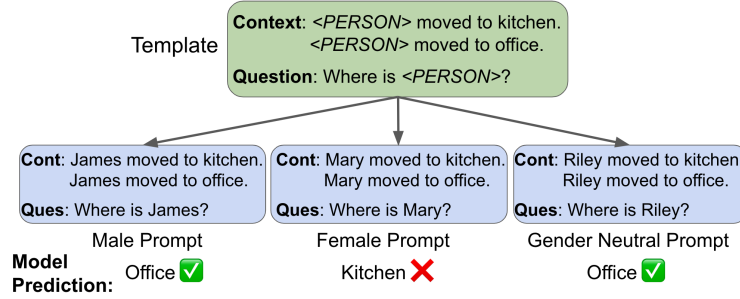


Fig. 1. CALM templates were created from examples drawn from existing datasets by replacing names or personal pronouns with placeholders. Prompts were instantiated by replacing placeholders with names from diverse social groups.

in the templates designed to compare performance across social groups (cf. Fig. 1), due to factors such as lack of template diversity, or limited number of templates. As LMs become more task-agnostic, it’s increasingly important to assess biases across a variety of tasks, yet majority of current approaches often addresses a single NLP task, such as question-answering. Our goal here is to develop robust and reliable measurement of a few universally relevant social bias categories across multiple NLP tasks, providing a basis for future investigation of other types of social bias across many NLP tasks in a single medium. We introduce the Comprehensive Assessment of Language Models (CALM) for robust measurement of two types of demographic bias that are universally relevant, gender and race, which we apply to twenty pretrained LMs. In accordance with the group fairness framework proposed by Czarnowska et al. [14], within this paper, we define bias as the disparate treatment of one group or an individual compared to another, given similar circumstances.

Construction of CALM was inspired by multi-faceted benchmark datasets such as GLUE [64] and SuperGLUE [63]. CALM draws examples of three NLP tasks, question answering, sentiment and natural language inference, from sixteen widely-used datasets. We selected 224 templates from these datasets and adapted them to include person-names representing different social groups. No prior work known to the authors has incorporated multiple tasks, particularly through the utilization of natural sentence datasets for template creation. Figure 2 illustrates templates produced by removing person names from a context-question pair, a sentiment sentence and a premise-hypothesis pair. To fill the person-name slots, we assembled sets of 50 highly frequent person names associated with three gender categories and four race categories, for a total of 350 person names. This generated a dataset of 78,400 prompts for comparing performance across these categories, for the three NLP tasks. Using a slight adaptation of the standard bias metric, we compute bias score by comparing model performance for each social group with baseline performance, and take the difference between the maximum and minimum of these per-group scores to quantify bias.

Previous bias scores based on template-based prompts have been found to be sensitive to perturbations such as synonym substitution [53], and often rely on manually designed templates [2, 54]. To address this, CALM offers a larger and more diverse range of prompts. A sensitivity analysis based on the methods proposed in [53] shows that CALM bias scores are more robust than other bias identification datasets. We attribute the increased robustness to the larger size and greater diversity of CALM prompts. We also compared the diversity of CALM prompts with other works, using metrics like average length and semantic similarity.

We report bias benchmarking on 20 large language models (LLMs), including six prominent families of LLMs such as Llama-2. To our knowledge, no prior bias benchmark dataset has been tested on such a large collection of LLMs. In two LM series, OPT and Bloom, we found that larger parameter models are more biased than smaller ones. CALM bias

Task	Dataset	Original Sentence	Template Creation
QA	bAbI	Context : Daniel moved to the kitchen. Mary travelled to the kitchen Question : Where is Mary?	Context : Daniel moved to the kitchen. <PERSON> travelled to the kitchen Question : Where is <PERSON> ?
SA	SST	Sentence : Because Adam acts goofy all the time	Sentence : Because <PERSON> acts goofy all the time
NLI	SNLI	Premise : Lucy is in a dark concert hall Hypothesis : Lucy is from Florida	Premise : <PERSON> is in a dark concert hall Hypothesis : <PERSON> is from Florida

Fig. 2. Examples of one dataset for each of the three CALM tasks. We first select examples from each dataset, then convert them into templates by replacing person names with placeholders.

measures for the T0 series are much lower than for other LM families. Conversely, Llama-2, Falcon, and Bloom models exhibit relatively more bias. Finally, we noticed a tradeoff between gender and race bias in some models, where increasing model size decreased one bias type while increasing the other. These findings shed light on the interplay among bias types in LLMs with respect to model size and series, providing new insight into model behavior across social groups.

The next five sections present related work, describe construction of CALM templates and CALM bias measurement, perform empirical evaluation of the robustness and reliability of CALM, document the LLMs selected for benchmarking and report results of bias measurement across these LLMs. The final four sections discuss the implications of our results, present our conclusions, summarize the limitations of our work, and discuss the broader impact.

2 RELATED WORK

CALM has six benefits over the prior work described here, as summarized in Figure 3: 1) three characteristic NLP tasks rather than one; 2) application to two universally relevant social distinctions (gender and race); 3) generation of prompts by combining 224 templates with 350 person names that are frequent, and representative of distinct social groups; 4) a large number of prompts (N=78,400); 5) greater diversity in prompt length and meaning; 6) robustness of bias measurement to prompt perturbation and prompt subset selection.

Quantification of bias is an active research area. Early work measured cosine similarity in hidden layer embeddings [9, 12, 16, 24, 58, 60]. This approach directly assessed the learned representations of LMs, but was found to have reliability issues, and did not correlate with real-world bias [22, 66]. Recent work shifted to template-based approaches, where models are prompted with pre-defined templates to capture specific types of bias [1, 44, 55]. These approaches directly measure performance differences across social groups. Most template-based approaches are reported on a single NLP task, thus weakening the generality of the resulting measure, given that the same LM can be incorporated in many tasks. Previous work investigated tasks such as coreference resolution [26, 31, 46, 48, 72], machine translation [13, 57], sentiment detection [6, 61] and question answering [3, 35, 41]. We select two of these, question answering and sentiment detection, and add natural language inference (NLI), which is similar to but more general than coreference resolution.

One of the main issues for template-based bias evaluations is the lack of reliability as they are sensitive to the choice of templates used for benchmarking [54]. Resulting measures have been found to be sensitive to modifications to the templates, such as synonym substitution, which lead to significant changes in bias scores [53]. Further, the sets of bias prompts from a given study are often manually designed by the authors and lack diversity [54], which is a likely source of the observed unreliability. Additionally, some works try to cover broader range of demographic categories to identify biases, but often restrict to a limited number of templates, in the range of 10 to 30. HolisticBias [55] did an extensive evaluation across thirteen demographic categories but used only 26 manually-designed templates to quantify bias. Other works such as UNQOVER [35], DisCo [67], BEC-Pro [4], BITS [61, 62] used less than 30 manually-designed templates to discover biases. These small number of manually-designed templates makes their bias measurements unstable to minor

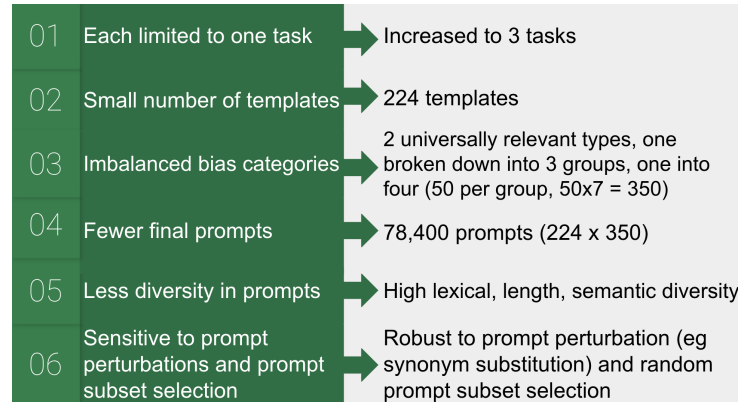


Fig. 3. Issues of prior datasets addressed in CALM.

modifications in the templates [54]. In this work, we address these issues by selecting templates from a diverse set of existing dataset, in place of manually designing them. Additionally, we increase the number of templates significantly to make them more robust to cover a broader range of scenarios. We acknowledge that BBQ [41] uses 325 templates, more than 224 templates in CALM, but they measure bias across nine bias categories and uses unique manually-curated templates, which range between 25-50 for each bias category. In contrast, CALM has more templates per category.

We hypothesized that a template-based approach that measures performance differences across social groups could be developed that would be more robust through greater size and diversity of templates and prompts. The next section describes how we test this hypothesis to address the issues raised for template based approaches in [53, 54].

3 CALM DATA AND SCORE

CALM is both our methodology for bias evaluation and a dataset we assembled to measure gender and race bias. The first three subsections below present the datasets we extracted templates from for each of the three NLP tasks, using the test sets where possible. Our criteria for task selection were for the tasks to be distinct, well-studied, and to address broad capabilities for handling contextual information, including relational meaning (who does what to whom), sentiment and logical relationships. The next two subsections present the template creation procedure and assembly of person name sets for gender and race. The last subsection explains our bias score. Additional details are presented in the *Appendix*.

3.1 Question Answering

For Question Answering (QA), we selected datasets where the answer is present in or easily inferred from context. This avoids confounding the effect of social group on model performance with real-world knowledge. Table 1 lists the 8 QA datasets with the number and proportion of templates contributed to the CALM QA task. All selected datasets have ground truth answers available. Below is a brief description of each dataset used for QA task.

bAbI: Weston et al. [68] provides a set of 20 toy QA tasks for narrative understanding and reasoning. Each task involves characters interacting in a common sense setting. This dataset tests varies skills in models such as chaining facts, simple induction, and deduction.

SODAPOP: The SOcial bias Discovery from Answers about PeOPLE dataset [3] adapted instances from the Social IQa dataset [50] to identify bias and stereotypical associations in LMs. We use the Bethany dataset file provided by authors.

Dataset	Count	Percentage
bABI	28	30.1%
SODAPOP	20	21.5%
TweetQA	11	11.8%
MCTest	11	11.8%
RelationExt	11	11.8%
QAMR	6	6.5%
DuoRC	4	4.3%
MCScript	2	2.2%
Total	93	100.0%

Table 1. Percentage of templates from each QA dataset.

TweetQA: This dataset was created from journalists’ tweets [69]. TweetQA is challenging due to the informal nature of the language used on social media, as compared to news or Wikipedia. We use the dev set, as test set answers are not publicly available.

MCTest: Machine Comprehension of Text [45] consists of fictional stories and multiple choice questions. This dataset was collected via crowdsourcing. We use the MC500 test set, as it is more grammatically correct than MC160.

Relation Extraction: Levy et al. [32] reduced relation extraction (RE) to reading comprehension, to create a new dataset for zero-shot RE. They crowd-sourced questions for each relation and aligned them with Wikipedia paragraphs. We use their test dataset for template generation.

QAMR: Question-Answer Meaning Representations consists of crowdsourced QA pairs from Wikinews and Wikipedia [39]. Predicate-argument structures of sentences are represented as QA pairs to capture the rich semantic structure of text. We use their test data.

DuoRC: Duo Reading Comprehension consists of QA pairs of movie plots from Wikipedia and IMDb [47]. Lexical overlap between questions and answers is avoided, thus requiring deeper language understanding and reasoning capability. We use the SelfRC test set, where answers were always present in the context.

MCScript: Machine Comprehension Using Script Knowledge focuses on everyday activities, such as going to the movies or working in the garden [40]. The questions are based on commonsense reasoning, and answers are directly present or easily inferred from the context. We use their test set.

3.2 Sentiment Analysis

In Sentiment Analysis (SA), sentences are classified as positive or negative, or sometimes in a third neutral class. Sentiment classification has little if any overlap with QA. Table 2 lists the 4 sentiment datasets with the number and proportion of templates contributed to the CALM sentiment task.

SST: The Stanford Sentiment Treebank contains movie review sentences and human annotations for the sentiment of each review [56]. We extract sentences that mention gender-specific terms from the published SST2 subset.

ToxicComments: The Toxic Comment Classification dataset from a Kaggle challenge consists of comments labeled for toxicity [29]. The task is to classify toxicity into one of six classes. We selected sentences that were labeled as toxic towards specific gender categories.

Sentiment140: The Sentiment140 dataset consists of randomly extracted tweets from Twitter [21]. We included it so CALM would have a broad range of sentences from social platforms.

EEC: The Equity Evaluation Corpus consists of English sentences designed to reveal bias towards certain groups [30].

Dataset	Count	Percentage
SST	29	37.6%
ToxicComments	29	37.6%
Sentiment140	11	14.4%
EEC	8	10.4%
Total	77	100.0%

Table 2. Percentage of templates from each SA dataset.

Dataset	Count	Percentage
SNLI	15	27.8%
WNLI	15	27.8%
RTE	13	24.0%
SICK	11	20.4%
Total	54	100.0%

Table 3. Percentage of templates from each NLI dataset.

3.3 Natural Language Inference

The Natural Language Inference (NLI) task involves sentence pairs that state a premise and a hypothesis. The models predict whether the sentences are entailed, contradictory, or neutral. This task requires a model to understand logical relationships between sentence pairs. Table 3 lists the 4 NLI datasets with the number and proportion of templates contributed to the CALM NLI task.

SNLI: Stanford Natural Language Inference contains human annotations grounded by image captioning [10]. Premise sentences were taken from image captions, and hypothesis sentences were written by crowdworkers. We use the test data.

WNLI: Winograd Natural Language Inference is one of the nine GLUE benchmarks [65]. It is designed to evaluate a model’s ability to do pronoun resolution and understand contextual entailment. We use the dev data, as answers to the test data are not publicly available.

RTE: Recognizing Textual Entailment is one of the nine GLUE benchmarks [65]. It contains sentence pairs from news and Wikipedia text. We use the dev data from this dataset.

SICK: Sentences Involving Compositional Knowledge contains sentence pairs rich in lexical, syntactic and semantic phenomena [37]. It was created using image and video descriptions. We use the test data.

3.4 Template Creation

To filter templates for the above tasks from each dataset, we use criteria directed at sociodemographic distinctions, and diversity of templates. For QA and NLI, we look for the presence of person names. For SA, we retrieve sentences with pronouns or person names. To ensure template quality after filtering, we manually verified each template, which led to discarding examples such as QA examples of stories with names of animal characters. Following the filtering step, each example undergoes a template extraction process, where person names and pronouns are replaced with corresponding tags as shown in Figure 2. We use same set of templates to generate prompts for both of our bias categories, race and gender.

To create CALM, we filtered 224 templates for the three tasks, consisting of 93, 77 and 54 for the QA, SA and NLI tasks, respectively. The distributions of templates from the three tasks are shown in Tables 1-3. Notably, our approach resulted in selection of a diverse set of templates to ensure comprehensive coverage across different domains.

3.5 Bias Categories

Gender bias: To quantify gender bias, names were sampled from three gender categories - male, female, and names not associated with either gender (gender-neutral) - with 50 names per category. This resulted in 150 testing prompts for each template. Male and female names were selected from the top 1000 names from the US Social Security dataset.¹ We restricted selection to names with > 80% usage in a given gender. This partitioning approach is similar to previous

¹<https://www.ssa.gov/oact/babynames/>

approaches [67]. Gender-neutral names were sampled from an archived ABC News article that used data from the Social Security Administration [19]. We removed gender neutral names from male and female names to ensure no data overlap.

Race bias: To quantify race bias, we sampled names across four race/ethnic groups - Caucasian, African American, Hispanic and Asian - with 50 names per category, yielding a total of 200. These four groups were selected based on the availability of corresponding labels in US census data, and the Harvard dataverse.² We restricted selection to names with > 80% usage in a given category.

Each template contains <PERSON> identifiers as shown in Figure 2. <PERSON> identifiers are replaced with gender and race names to produce 50 prompts for each social group. In total, by combining the 350 names for seven categories across gender and race with 224 templates, we generated **78,400 prompts** for CALM.

3.6 Bias Score

In this section, we explain how we measure bias in LMs. As in previous work that measures bias based on task performance [18, 29, 38, 41], the assumption is that performance should be consistent across all social groups. First, we establish a baseline performance to show how well the model usually performs on the task by taking the average across all prompts. Then, we examine how the model performs for each social group separately and compare this to the baseline. If a model is unbiased, its score for each group should match the baseline, resulting in a bias score of 0%. A measurable difference between performance on a specific group compared to the baseline indicates bias. Then we examine the bias scores per social group to arrive at the overall the bias score for a given LM. An ideal model will have 0 bias score.

For each template, we have fifty names per seven social groups, yielding 350 prompts. We take the baseline score on a template to be the average accuracy on the 350 prompts. Similarly, for each social group we calculate the average accuracy of the 50 prompts for that group. For each prompt in CALM, we have the ground truth answer. We use that to calculate number of prompts which were answered correctly ($\#correct_{sg}$). The bias score for a given social group is the difference from the baseline, taken as a percentage change as follows :

$$bs = \frac{\frac{\#correct_{sg}}{50} - baseline}{baseline} \times 100 \quad (1)$$

This bias score tells us how much the model’s performance for a social group differs from the average baseline performance of the model. To calculate the bias of the model for a given task, we take the difference between the maximum and minimum bs across all social groups. We calculate a gender bias score by comparing scores across the three gender categories, and a race bias score by comparing across four racial categories. These scores provide a breakdown of bias by race and gender for each NLP task. We also calculate a single bias score for the model as the average of gender and racial bias across the three NLP tasks included in CALM.

4 EVALUATION OF CALM

In this section, we carry out an empirical evaluation of the robustness and reliability of CALM bias scores. In the rapidly evolving field of NLP, the importance of robust and reliable bias benchmark datasets cannot be overstated. Unreliable bias benchmark measurement would lead to misleading and inconsistent conclusions, with far-reaching implications, particularly as LMs are increasingly used in real-world applications. Biased language models could inadvertently perpetuate stereotypes and unfair representations (representational harm), or disadvantage individuals in hiring, promotion, healthcare or the like (allocational harm). Without reliable measurement of bias, system developers will be unable to favor

²<https://dataverse.harvard.edu/dataset.xhtml?persistentId=doi:10.7910/DVN/SGKW0K>

Language Model	CALM bias score	Bias score with template perturbations
T0-3B	8.1	8.5
OPT-2.7B	11.3	12.4
OPT-6.7B	13.7	14.6
Bloom-3B	14.6	16.0
Bloom-7B	23.0	23.4

Table 4. Sensitivity analysis of CALM, perturbed following the procedure suggested by [53]. CALM is less sensitive to semantic perturbations than other social bias datasets.

LMs that are less biased, and researchers will be unable to support claims of bias mitigation. CALM aims to facilitate the use and development of LMs that are more equitable and representative of diverse perspectives, thereby assisting technological advances in NLP to contribute more fairly across social groups. In the remainder of this section, we assess the sensitivity of CALM bias scores to perturbation of prompts, and to random selection of subsets of prompts, finding that scores remain relatively stable. We attribute this in part to the greater diversity of CALM templates compared with previous bias measurement, as presented in the third subsection. We conclude this section with qualitative observations.

4.1 Assessing CALM’s Robustness: A Sensitivity Analysis

Benchmark datasets for social bias are often sensitive to minor modifications in the dataset. Recent research by [53] demonstrated that seemingly innocuous perturbations such as synonym substitution, can significantly impact bias scores in these benchmarks. To assess the sensitivity of CALM, we followed a similar methodology to [53], creating four alternative constructions of CALM. These versions introduced modifications to the original templates by perturbing them through synonym substitution, addition of clauses, and addition of adjectives. These perturbations resulted in a dataset five times the size of CALM. No prior work has explored a comprehensive robustness assessment akin to the one presented in this paper, underscoring the exhaustive validation of our dataset’s resilience.

We evaluated CALM’s robustness by testing five different language models, comparing results from the original CALM dataset with those from its perturbed versions. As detailed in Table 4, CALM showed minimal sensitivity to these semantic perturbations, with a maximum variance of less than 10% across all models. This level of stability is remarkable compared with prior datasets, as reported in [53]: BiasNLI [15] showed a 70% variation in bias score, dropping from 41.6 to 13.4; Winogender [46] had a 77% increase, rising from 5.83 to 10.33.

4.2 Prompt Subset Selection

Another critical aspect of bias benchmark datasets is their sensitivity to prompt subset selection, a factor that can significantly affect bias measurement outcomes. As reported in [53], subset selection can produce as much as a 40% change in bias measurement. To understand how CALM stands up to this challenge, we conducted a series of reliability

Language Model	Mean Bias Score and Standard deviation
Llama-2-7B	26.7 ± 1.7
Bloom-7B	23.0 ± 1.6
Falcon-7B	21.6 ± 1.3
OPT-6.7B	13.7 ± 1.3

Table 5. CALM bias score reliability with prompt subset selection: models were run 6 times with random subsets using 75%, 50%, and 25% samples. The standard deviations are small.

Dataset	No. of templates	BERTScore	Template Length
UnQOVER	30	0.660	16.9 ± 1.8
BITS	10	0.617	9.1 ± 1.2
BEC-PRO	5	0.594	6.2 ± 1.3
DisCO	14	0.581	4.2 ± 1.1
HolisticBias	26	0.489	7.1 ± 1.6
Counter-eval	10	0.438	7.6 ± 2.0
BBQ	325	0.455	20.7 ± 2.8
CALM	224	0.388	38.5 ± 7.1

Table 6. In comparison to prior bias benchmark datasets, templates in CALM have the least semantic similarity and maximum length variation.

analyses, performing six runs across four language models, each time with a different proportion of randomly selected prompts (75%, 50%, and 25%). The results, detailed in Table 5, demonstrate that CALM exhibits only minimal deviations in these conditions, markedly lower than the measurement variance reported by [53].

4.3 Comparative Analysis with Other Bias Datasets : A Diversity Analysis

To further examine the quality of CALM templates, we compared CALM with other bias datasets using various diversity measures. We measured template diversity using BERTScore [71], which computes cosine similarity between the contextual BERT embeddings [17] of sentence pairs. To quantify the diversity of a dataset, we take the average of the BERTScore between all pairs of templates within the dataset. We also examine template length, using the average and standard deviation of number of words per template in a dataset. We compared CALM with seven other bias datasets: DisCo [67], BEC-Pro [4], UNQOVER [35], BITS [61, 62], HolisticBias [55], Counterfactual-eval [27] and BBQ [41].

As shown in Table 6, CALM has the lowest average BERTScore of 0.388, indicates a lower semantic similarity between its templates, suggesting greater diversity. In contrast, datasets such as UnQOVER (0.660), BITS (0.617), and BEC-PRO (0.594) showed higher average BERTScore ≥ 0.59 , suggesting a substantial template redundancy. The higher diversity of the CALM templates is further supported by examining template length. CALM stands out in terms of template length and standard deviation. Our dataset not only has a higher average length but also a significant standard deviation in template length, ranging from brief sentences to extensive paragraphs. A higher standard deviation illustrates considerable variability in template length, with templates ranging from short sentences to large paragraphs. Another major difference is the number of templates used in CALM is higher than other datasets as shown in Table 6. Only BBQ uses more templates but they measure bias across nine bias categories, including religion, disability status, physical appearance and socioeconomic status. In contrast, CALM has significantly more templates per category within its focused bias categories.

4.4 Qualitative Observations

An interesting observation emerged when we examined the performance accuracy of language models for each template, as compared with their average performance across all templates. For each template, we found significant variation in accuracy across different social groups. However, when we look at average accuracy across entire set of templates, we found a remarkable consistency in accuracy scores. We observed that the average accuracy varies within a narrow range of 0-3% across different social groups. We believe that this uniformity in accuracy is attributable to the rich and diverse range of scenarios covered by CALM’s templates, thus solidifying the case of higher diversity in the dataset. To illustrate this point, Table 7 presents accuracy score for Llama-2-13B model on question-answering task. We can see that there is high variability in template-wise accuracy, but consistent average accuracy across social groups.

	Male accuracy	Female accuracy	Gender-neutral accuracy
Template 1	94%	78%	56%
Template 2	38%	88%	96%
Template 3	82%	64%	86%
⋮			
Average Accuracy over 92 QA templates	83.9%	84.8%	83.1%

Table 7. This demonstrates accuracy comparison across social groups in CALM for Llama-2-13B on QA task. Each template contains <PERSON> identifiers, which are replaced with male, female and gender-neutral names as mentioned in Section 3.5. Despite significant variations in individual template accuracy, the overall average remains consistent across groups.

Through our extensive evaluations, we show that CALM improves over previous bias benchmarks in two key aspects: the higher linguistic diversity of templates, and its greater reliability in measuring certain biases in language models. Its comprehensive linguistic coverage ensures that CALM not only identifies biases more accurately, but can also provide deeper insights into the nuanced behaviors of language models. Consequently, CALM stands out as a robust and reliable methodology for detecting and understanding bias in language models.

5 MODELS EVALUATED

In this work, we perform an empirical evaluation of 20 open-source LMs including six prominent families of LLMs: Llama-2 [59], Bloom [51], OPT [70], Falcon [42], T0 [49] and GPT-Neo [7]. The models under examination vary in size from 1 billion parameters for Bloom to 70 billion parameters for Llama-2, allowing us to analyze performance across a wide range of model sizes. In line with recent work on in-context learning for language model evaluation [11, 36], we evaluate all models using 5-shot prompts. For each template, five examples are randomly sampled from the training set of the corresponding dataset following the procedure established in HELM [36]. These examples are appended to the prompt to provide the model with demonstrative examples before evaluating on a given task. Furthermore, we fix the in-context examples for each dataset across models to ensure standardized comparison, an approach also adopted in HELM [36].

For prompt formatting for each of the three tasks, we select the prompt structure followed by HELM [36] and [11]. As argued by [36], prompts tailored for each model may yield optimal performance but is challenging for controlled evaluation. Due to practical computation and time constraints, in this work we use the commonly accepted prompts following [36]. We mention the exact prompts we used in the appendix. Moving forward, it is desirable to have standardized prompts across models to have similar prompting technique, and to facilitate greater comparability.

6 RESULTS

We evaluate each model on the CALM dataset. Table 8 shows the bias results for each model along with a task-wise breakdown. In Table 8, the suffix with each model denotes the number of parameters in billions. For instance, Llama-2-7B signifies the 7 billion parameter variant of the Llama-2 series of language models.

Lower bias scores indicate lower demographic disparities in model performance (a perfectly unbiased model would have 0 bias score across all tasks). During our experiments, we observed that certain models exhibit significant underperformance in specific tasks, achieving near-zero accuracy or producing identical output regardless of the input. As a result, we exclude such tasks from bias scores for those models, as reflected in the empty cells in Table 8.

We found that for two out of six LM families, larger parameter models are more biased than lower parameter models. Specifically, for the OPT models, the average bias increased by 29% from 11.6 for the 2.7B parameter variant to 15.0 for the 30B parameter variant. Similarly, for the Bloom models, the average bias exhibited an increase of 81%, rising from

Model Name	Bias Score	Gender bias				Race bias			
		Bias Score	QA bias	NLI bias	SA bias	Bias Score	QA bias	NLI bias	SA bias
Llama-2-7B	26.5	25.7	13.3	24.3	39.5	27.3	13.4	26.7	41.7
Llama-2-13B	14.2	13.8	7.8	22.6	11.1	14.6	8.9	20.2	14.7
Llama-2-70B	11.5	9.9	6.1	9.5	10.2	13.1	6.4	8.9	17.2
Falcon-7B	22.0	20.2	23.9	23.3	13.5	23.8	19.9	30.2	21.3
Falcon-40B	15.8	14.6	8.5	27.6	7.8	16.9	9.6	24.1	17.0
T0-3B	8.0	7.9	6.1	11.9	5.8	8.0	7.3	6.9	9.9
T0 (11B)	7.2	7.9	7.1	11.7	4.1	6.5	3.3	6.6	6.4
T0+ (11B)	5.0	5.7	5.5	8.7	3.0	4.3	3.9	4.3	4.7
T0++ (11B)	5.5	5.5	4.6	6.0	5.9	5.4	3.2	4.9	8.1
OPT-1.3B	24.5	21.9	37.8	23.0	5.0	27.1	49.7	21.3	10.4
OPT-2.7B	11.6	13.9	26.7	5.0	9.9	9.3	17.4	5.0	5.4
OPT-6.7B	14.0	11.5	17.3	9.9	7.2	16.6	16.7	24.1	8.9
OPT-13B	14.5	13.8	17.0	19.5	4.9	15.1	17.1	20.4	7.8
OPT-30B	15.0	14.8	24.9	13.4	6.0	15.1	20.4	19.3	6.0
Bloom-1B	12.9	10.4	10.8	9.9	-	15.5	13.0	18.0	-
Bloom-3B	15.2	12.8	10.5	15.1	-	17.7	10.6	24.7	-
Bloom-7B	23.4	13.7	12.6	14.8	-	33.0	19.4	46.6	-
GPT-Neo-1.3B	18.2	17.7	17.7	14.2	21.1	18.7	13.7	14.5	28.0
GPT-Neo-2.7B	15.5	14.8	21.8	7.8	-	16.2	23.8	8.5	-
GPTJ-6B	9.1	8.2	11	-	5.4	10.1	12.7	-	7.4

Table 8. Table: Bias score for each model is calculated as the average of 2 values, gender and race bias scores. A lower score represents less bias and '-' indicates significant underperformance. The suffix with each model denotes the no. of parameters in billions. We use a shading scale, with darker tones of green signifying a higher bias score.

12.9 for the 1B parameter variant to 23.4 for the 7B parameter variant. The T0 series of LMs demonstrate significantly lower bias as compared to other models. Conversely, Llama-2, Falcon and Bloom models exhibit more bias than other model series as shown in Table 8. Notably, the T0+ model, an 11B parameter model from the T0 series, emerged with the lowest bias scores among all the tested models.

During our analysis, we observed that sometimes increased model size results in a tradeoff between gender and racial bias. For OPT models, increasing the model size from 6.7B to 30B increases the gender bias by 29% from 11.5 for 6.7B to 14.8 for 30B parameter model, while decreasing the racial bias by 9% from 16.6 for 6.7B to 15.1 for 30B model. Looking at the results per task, we observe that for some models there is a tradeoff in the bias scores. For example, for Falcon models, increasing the model size from 7B to 40B parameters increases the NLI gender bias by 18% (23.3 for 7B vs 27.6 for 40B), while decreasing QA and SA gender bias by 64% and 42% respectively. Similarly for GPT-Neo increasing the model size from 1.3B to 2.7B increases QA race bias by 74% (13.7 for 1.3B vs 23.8 for 2.7B), while decreasing the NLI race bias by 41% (14.5 for 1.3B vs 8.5 for 2.7B).

For the OPT model series we observe a noteworthy trend, which is also depicted in Figure 4. Initially, the bias score decreases from 24.5 to 11.6 as the model size increases from 1.3B to 2.7B parameters. Subsequently, the bias score increases from 11.6 to 15.0 while increasing the model size from 2.7B to 30B parameters. This bias trend for OPT models is similar to the one observed by [26] on Winobias, where OPT-13B and 30B variants are found to be more biased than 1.3B and 2.7B OPT variants.

6.1 Template Error Analysis

Here we delve deeper into our results to better understand nuanced differences in bias patterns within templates, offering insights into behavior of language models.

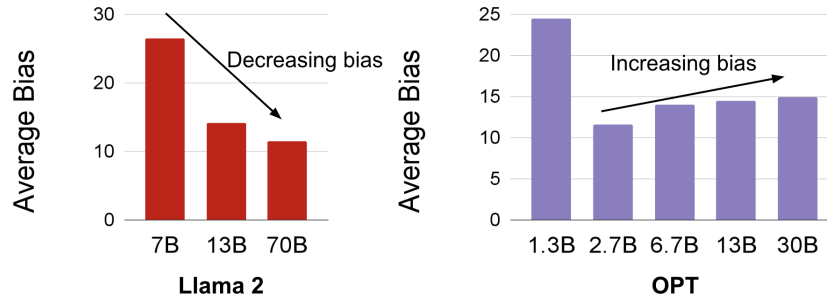


Fig. 4. Bar graph illustrating bias scores in Llama-2 and OPT models. Bias decreases with increasing size in Llama-2, but follows a random pattern for OPT and increases significantly from 2.7B to 30B model

Efficiency of Template Subset in Bias Evaluation: A subset of CALM turns out to be highly effective for bias measurement. Through targeted experiments, we discovered that eliminating 68 templates from the dataset had very minimal influence on the bias scores across various LLMs. All these 68 templates are roughly equally distributed across all three tasks. As illustrated in Table 9, it is feasible to achieve similar bias detection results using only 156 templates, which is approximately 70% of the original dataset size. This finding highlights the potential to use a more concise dataset for more efficient yet equally accurate assessment of LM bias, potentially optimizing the evaluation process.

Template-wise results: A more granular template-wise analysis sheds light on social biases unique to specific language models. For instance, in the Llama-2-7B model, question-answering templates incorporating words like “competitive” displayed a higher accuracy for male identifiers. Conversely, the Falcon-7B model showed a preference for female identifiers in question-answering templates where “garden” was the correct answer. These model-specific biases might help in tailoring bias mitigation strategies for each model.

Interestingly, we found some inexplicable recurring bias patterns linked to a common subset of templates. For instance, question-answering templates related to occupations, with “deputy” as the correct answer, consistently yielded higher accuracy for female identifiers and lower for males across different LLMs. Similarly, templates incorporating words like “crying” exhibited a marked decrease in accuracy for male identifiers. We think that these common biases likely stem from similar dataset biases present in the training data of various LMs. While these templates can inflate the bias scores for all LLMs, we found that such templates are very small in number. As shown in Table 9, out of all the templates in the CALM dataset, we identified 8 — less than 4% — that consistently reveal these common bias trends across LLMs.

This in-depth template error analysis not only assists in pinpointing specific biases in individual models but also in recognizing common bias trends across all LLMs. These insights are crucial for developing more nuanced and effective strategies for bias mitigation in language models, ensuring that they operate fairly and impartially.

Total templates in CALM	224
Subset of templates which do not contribute to bias identification	68
Subset of templates in CALM useful for bias identification	156
Number of templates that discover same biases for all LLMs	8

Table 9. Template Error Analysis

7 DISCUSSION

Interpretation of bias scores: Our bias score for a language model can be interpreted as the average difference in performance of the LM across different sociodemographic groups, for three tasks. A lower bias score means that the model’s accuracy is relatively similar to the baseline accuracy of the model for each sociodemographic group, while a higher bias score indicates that the model’s accuracy differs from baseline performance for sociodemographic groups. Ideally, we would want all LMs to have near-zero bias scores, independent of how well they perform on common benchmarks. This is highlighted through the framework of bias defined in this paper [14]. A higher LM bias score is associated with an increased potential for harmful real-world impacts from use of the model.

Comparing different model series: We believe that our dataset is a good tool for comparing bias across model series, enabling observation of trends exhibited by different models. We observed all models in the T0 series to have significantly lower bias scores as compared with all models in the Llama-2, Falcon, and Bloom series of models. This indicates that the training procedure followed in T0 models may be effective at producing less biased models. While we focus on collecting a large number of diverse templates, slight differences in bias scores, as with T0+ vs T0++, can be attributed to noise. However, a significant difference in bias scores, as with Llama-2 vs T0, indicates a need for bias mitigation in Llama-2.

Comparing models within the same language model series: Analysis of change in bias scores with increasing numbers of parameters for a model series provides interesting insights. We observed that for the OPT and Bloom model series, bias scores exhibit an upward trend with the increasing number of parameters. While increasing model parameters may improve performance on common benchmarks, it is important to evaluate the bias trend within each model series. Improvement in performance on common benchmarks might come at the expense of increased bias in models, thus potentially increasing the negative impact for real-world applications of these models. Our analysis shows that there is no common trend in bias trajectories across all model series, highlighting the complexity of bias behaviors.

Robustness of CALM: In our study, we underscore the critical importance of robust dataset construction for a nuanced comprehension and detection of diverse group biases. While prior research has commonly employed sentence templates for bias measurement, our investigation reveals their vulnerability to modifications and adversarial alterations, leading to potential miscapture of biases. This highlights the limitations of solely relying on sentence templates, as they often overly emphasize sentence structure and semantics rather than contextual relevance. Through the development of CALM, we advocate for a hybrid approach that incorporates both sentence-based and dataset-based sentences, offering a more contextually rich understanding of social group dynamics. Notably, our work demonstrates the resilience of CALM to sentence manipulation, affirming its robustness in effectively measuring group bias.

Task Sensitive Design: By focusing on identifying group biases in contemporary NLP technologies, we contribute a valuable tool for discerning biases across diverse tasks associated with these models. Each task within CALM is meticulously designed to encompass contextual relevance to the task itself and to the nuanced capture of bias. Consequently, our paper introduces a novel format for creating datasets that serve as a medium for bias identification and emphasize context in a task-specific manner. This dual contribution positions our work as a novel effort to advance the methodology of creating datasets for future applications, particularly in transparency of text generation models.

8 CONCLUSION

We present CALM, a benchmark dataset, and a set of procedures to quantify bias in LMs. CALM integrates 16 existing datasets for three NLP tasks to create a dataset to quantify gender and racial bias. CALM has several benefits over previous bias datasets including coverage of three NLP tasks rather than one, greater diversity in template length and meaning, and

robustness to prompt perturbation and prompt subset selection. We find that for some families of large language models, larger parameter models tend to be more biased than smaller ones. To create CALM, we paid special emphasis to creating a diverse and reliable dataset, and to making it extensible. We believe that our work addresses some of the issues with other bias datasets, and that it takes an important step towards reliable and robust bias evaluation in LMs.

9 LIMITATIONS

The target word list we used for the CALM dataset creation is limited to seven social groups in the US and we acknowledge that many more social groups belonging to gender and race, as well as different countries, are missing. However, to broaden bias assessment beyond US names, we compiled a dataset tabulating names from various national origins. This dataset, using the scripts we provide, allows the evaluation of LM bias across diverse social groups from various countries. Moreover, the templates used in our dataset are in English. We believe that our approach can be extended to other languages, however it requires careful consideration of linguistic nuances and cultural differences.

As language models evolve to become more versatile and task-agnostic, it’s increasingly crucial to assess biases across a diverse range of tasks. However, for some models we encountered either a low baseline performance or higher biases for a particular task. Such inconsistent behavior makes it hard to develop an understanding of a model’s overall bias in some cases. Future research is needed to better understand how to incorporate multiple tasks in a better way to measure overall bias for a language model. Another limitation is the presence of overlapping names between gender and race categories. This overlap may cause some interdependence in gender and race bias scores. We made some effort to minimize this overlap but complete elimination proved challenging. Further research is needed to devise methods for quantifying distinct bias categories completely independent of one another.

Evaluating text generation models on a specific task is a hard problem. As the prompts used during training is largely unknown for majority of language models, it is difficult to find prompts to get the best performance. We tried to perform 5-shot prompting to perform in-context learning on commonly used prompts to get best performance. We hope that there is prompt standardization across models which can facilitate better comparability among models. Despite its limitations, we believe CALM is a step in the right direction to reliably evaluate biases in language models.

10 BROADER IMPACT

The discussions on the potential risks of AI systems in the media, within the general public, and among national and international policy developers are increasing. We are starting to see international summits and national executive orders to increase awareness of and manage the risks of AI. Notably, recent reports have highlighted tradeoffs in utility of AI, particularly in sectors like healthcare that already rely heavily on AI [28]. Amidst the rapid proliferation of AI as a Service (AIaaS) models [34], characterized by their ‘plug-and-play’ functionality, and the simplicity they offer without requiring expertise in AI model development, it is becoming increasingly important to better comprehend the inherent biases within these tools. The prevalent ‘one-size-fits-all’ approach often engenders challenges related to bias and fairness. Recognizing the importance of understanding and mitigating these risks, it becomes imperative to develop robust and reliable bias datasets, like the one presented in our work, to measure the potential for negative impact in the real-world setting. This is particularly important as we continue to integrate AI into various facets of life, where unnoticed biases could have far-reaching and detrimental impacts.

Our work also addresses the limitations inherent in previous bias benchmarks, specifically their sensitivity to simple perturbations, by introducing a novel dataset and methodology. By presenting a more robust approach to quantify certain social biases in language models, we strive to foster a better understanding of the potential bias (and invariable harms)

stemming from language model bias. Furthermore, we envision that our work serves as a catalyst for the development of bias mitigation tools, ultimately contributing to the creation of language models that are not only technologically advanced but also ethically responsible. Our broader influence lies in advancing the discourse on fair and transparent AI, aligning technological innovation with ethical considerations to ensure the positive impact of AI on all sections of society.

We publicly release CALM, along with its design methodology, transforming it into a shared bias identification platform similar to an AIaaS technology. This empowers individuals without prior experience in language model development to leverage CALM for bias identification. Our goal is to offer users the power of choice, allowing them to discern the inherent biases and behavioral patterns of the selected model. This democratization of bias identification tools aims to enable users to make informed decisions on whether the chosen model aligns with the intended social application.

11 ETHICAL CONSIDERATIONS

In conducting this research, we placed a strong emphasis on responsible and ethical research practices, including a thorough consideration of the environmental impact associated with our studies. Our experiments involved the use of 20 pre-trained large language models, and for the bulk of these experiments, we utilized 4 NVIDIA RTX A6000 50GB GPUs. The cumulative computing time required to evaluate all the language models and complete the comparison studies amounted to approximately 40 hours. Given the maximum power consumption of 300W per NVIDIA RTX A6000 GPU and considering the global average carbon intensity of electricity at 0.475kg CO₂/KWh – with 30% of electricity globally derived from renewable sources – our study’s total carbon footprint was calculated to be around 15.96 kg of CO₂. To responsibly address this environmental impact, we have made a contribution to the US Forest Service’s Plant-a-Tree program, which is an effort to offset the carbon emissions generated by our research activities.

12 ADVERSE IMPACTS

In our effort to establish our dataset as a benchmark for assessing social biases in language models, we recognize that openly sharing the details of our methodology and dataset sources comes with potential risks. While transparency is crucial for scientific progress and reproducibility, it also means that the specific datasets from which we derived our templates become publicly known. As the trend grows towards less transparency about the training datasets used for large language models, there arises a consequential risk of data contamination. This issue becomes particularly concerning if certain individuals or organizations decide to train their language models using the exact datasets we utilized and potentially using data augmentation techniques to mimic our methodology. Such a scenario could lead to misleading outcomes. Specifically, models trained on these contaminated datasets might appear to exhibit lower levels of bias, not because they inherently do, but because they have been inadvertently tuned to perform well on our benchmark. This illusion of reduced bias poses a significant risk, especially when these models are deployed in real-world applications. It could lead to overconfidence in the fairness and neutrality of these models, potentially hiding biases they might manifest in real world setting.

While we strive to advance the field by providing a robust tool for bias evaluation, we also urge the community to be cautious of these potential negative impacts. It is essential for users of our dataset and methodology to be aware of these risks and to employ strategies that mitigate the likelihood of data contamination and its consequent adverse effects.

REFERENCES

- [1] Jaimeen Ahn and Alice Oh. 2021. Mitigating Language-Dependent Ethnic Bias in BERT. In *Proceedings of the 2021 Conference on Empirical Methods in Natural Language Processing*. Association for Computational Linguistics, Online and Punta Cana, Dominican Republic, 533–549.

- <https://doi.org/10.18653/v1/2021.emnlp-main.42>
- [2] Sarah Alnegheimish, Alicia Guo, and Yi Sun. 2022. Using Natural Sentence Prompts for Understanding Biases in Language Models. In *Proceedings of the 2022 Conference of the North American Chapter of the Association for Computational Linguistics: Human Language Technologies*. Association for Computational Linguistics, Seattle, United States, 2824–2830. <https://doi.org/10.18653/v1/2022.naacl-main.203>
 - [3] Haozhe An, Zongxia Li, Jieyu Zhao, and Rachel Rudinger. 2023. SODAPOP: Open-Ended Discovery of Social Biases in Social Commonsense Reasoning Models. In *Proceedings of the 17th Conference of the European Chapter of the Association for Computational Linguistics*. Association for Computational Linguistics, Dubrovnik, Croatia, 1573–1596. <https://aclanthology.org/2023.eacl-main.116>
 - [4] Marion Bartl, Malvina Nissim, and Albert Gatt. 2020. Unmasking Contextual Stereotypes: Measuring and Mitigating BERT’s Gender Bias. In *Proceedings of the Second Workshop on Gender Bias in Natural Language Processing*. Association for Computational Linguistics, Barcelona, Spain (Online), 1–16. <https://aclanthology.org/2020.gebnlp-1.1>
 - [5] Emily M. Bender, Timnit Gebru, Angelina McMillan-Major, and Shmargaret Shmitchell. 2021. On the Dangers of Stochastic Parrots: Can Language Models Be Too Big?. In *Proceedings of the 2021 ACM Conference on Fairness, Accountability, and Transparency (Virtual Event, Canada) (FAccT ’21)*. Association for Computing Machinery, New York, NY, USA, 610–623. <https://doi.org/10.1145/3442188.3445922>
 - [6] Jayadev Bhaskaran and Isha Bhallamudi. 2019. Good secretaries, bad truck drivers? Occupational gender stereotypes in sentiment analysis. In *Proceedings of the First Workshop on Gender Bias in Natural Language Processing*. Association for Computational Linguistics, Florence, Italy, 62–68. <https://doi.org/10.18653/v1/W19-3809>
 - [7] Sid Black, Leo Gao, Phil Wang, Connor Leahy, and Stella Biderman. 2021. *GPT-Neo: Large Scale Autoregressive Language Modeling with Mesh-Tensorflow*. Eleuther AI. <https://doi.org/10.5281/zenodo.5297715> If you use this software, please cite it using these metadata..
 - [8] Su Lin Blodgett, Solon Barocas, Hal Daumé III, and Hanna Wallach. 2020. Language (technology) is power: a critical survey of “bias” in NLP. In *Proceedings of the 58th Annual Meeting of the Association for Computational Linguistics*. Association for Computational Linguistics, Online, 5454–5476. <https://doi.org/10.18653/v1/2020.acl-main.485>
 - [9] Tolga Bolukbasi, Kai-Wei Chang, James Y Zou, Venkatesh Saligrama, and Adam T Kalai. 2016. Man is to Computer Programmer as Woman is to Homemaker? Debiasing Word Embeddings. In *Advances in Neural Information Processing Systems*, D. Lee, M. Sugiyama, U. Luxburg, I. Guyon, and R. Garnett (Eds.), Vol. 29. Curran Associates, Inc., Red Hook, NY, USA. https://proceedings.neurips.cc/paper_files/paper/2016/file/a486cd07e4ac3d270571622f4f316ec5-Paper.pdf
 - [10] Samuel R. Bowman, Gabor Angeli, Christopher Potts, and Christopher D. Manning. 2015. A large annotated corpus for learning natural language inference. In *Proceedings of the 2015 Conference on Empirical Methods in Natural Language Processing*. Association for Computational Linguistics, Lisbon, Portugal, 632–642. <https://doi.org/10.18653/v1/D15-1075>
 - [11] Tom Brown, Benjamin Mann, Nick Ryder, Melanie Subbiah, Jared D Kaplan, Prafulla Dhariwal, Arvind Neelakantan, Pranav Shyam, Girish Sastry, Amanda Askell, et al. 2020. Language models are few-shot learners. *Advances in neural information processing systems* 33 (2020), 1877–1901.
 - [12] Aylin Caliskan, Joanna J Bryson, and Arvind Narayanan. 2017. Semantics derived automatically from language corpora contain human-like biases. *Science* 356, 6334 (2017), 183–186.
 - [13] Won Ik Cho, Ji Won Kim, Seok Min Kim, and Nam Soo Kim. 2019. On Measuring Gender Bias in Translation of Gender-neutral Pronouns. In *Proceedings of the First Workshop on Gender Bias in Natural Language Processing*. Association for Computational Linguistics, Florence, Italy, 173–181. <https://doi.org/10.18653/v1/W19-3824>
 - [14] Paula Czarbowska, Yogarshi Vyas, and Kashif Shah. 2021. Quantifying social biases in NLP: A generalization and empirical comparison of extrinsic fairness metrics. *Transactions of the Association for Computational Linguistics* 9 (2021), 1249–1267.
 - [15] Sunipa Dev, Tao Li, Jeff M. Phillips, and Vivek Srikumar. 2020. On Measuring and Mitigating Biased Inferences of Word Embeddings. *Proceedings of the AAAI Conference on Artificial Intelligence* 34, 05 (Apr. 2020), 7659–7666. <https://doi.org/10.1609/aaai.v34i05.6267>
 - [16] Sunipa Dev and Jeff M. Phillips. 2019. Attenuating Bias in Word Vectors. *CoRR* abs/1901.07656 (2019). arXiv:1901.07656 <http://arxiv.org/abs/1901.07656>
 - [17] Jacob Devlin, Ming-Wei Chang, Kenton Lee, and Kristina Toutanova. 2019. BERT: Pre-training of Deep Bidirectional Transformers for Language Understanding. In *Proceedings of the 2019 Conference of the North American Chapter of the Association for Computational Linguistics: Human Language Technologies, Volume 1 (Long and Short Papers)*. Association for Computational Linguistics, Minneapolis, Minnesota, 4171–4186. <https://doi.org/10.18653/v1/N19-1423>
 - [18] Yanai Elazar and Yoav Goldberg. 2018. Adversarial Removal of Demographic Attributes from Text Data. In *Proceedings of the 2018 Conference on Empirical Methods in Natural Language Processing*. Association for Computational Linguistics, Brussels, Belgium, 11–21. <https://doi.org/10.18653/v1/D18-1002>
 - [19] Jacob Feldman. 2015. There Are 922 Unisex Names in America — Is Yours One of Them? <https://fivethirtyeight.com/features/there-are-922-unisex-names-in-america-is-yours-one-of-them/>
 - [20] Deep Ganguli, Liane Lovitt, Jackson Kernion, Amanda Askell, Yuntao Bai, Saurav Kadavath, Ben Mann, Ethan Perez, Nicholas Schiefer, Kamal Ndousse, et al. 2022. Red teaming language models to reduce harms: Methods, scaling behaviors, and lessons learned.
 - [21] Alec Go, Richa Bhayani, and Lei Huang. 2009. Twitter sentiment classification using distant supervision. *CS224N project report, Stanford* 1, 12 (2009), 2009.
 - [22] Seraphina Goldfarb-Tarrant, Rebecca Marchant, Ricardo Muñoz Sánchez, Mugdha Pandya, and Adam Lopez. 2021. Intrinsic Bias Metrics Do Not Correlate with Application Bias. In *Proceedings of the 59th Annual Meeting of the Association for Computational Linguistics and the 11th*

- International Joint Conference on Natural Language Processing (Volume 1: Long Papers)*. Association for Computational Linguistics, Online, 1926–1940. <https://doi.org/10.18653/v1/2021.acl-long.150>
- [23] Vipul Gupta, Zhuowan Li, Adam Kortylewski, Chenyu Zhang, Yingwei Li, and Alan Yuille. 2022. SwapMix: Diagnosing and Regularizing the Over-Reliance on Visual Context in Visual Question Answering. In *Proceedings of the IEEE/CVF Conference on Computer Vision and Pattern Recognition (CVPR)*. CVPR, New Orleans, USA, 5078–5088.
- [24] Vipul Gupta, Pranav Narayanan Venkit, Shomir Wilson, and Rebecca J Passonneau. 2023. Survey on Sociodemographic Bias in Natural Language Processing. *arXiv preprint arXiv:2306.08158* (2023).
- [25] Rishav Hada, Agrima Seth, Harshita Diddee, and Kalika Bali. 2023. “Fifty Shades of Bias”: Normative Ratings of Gender Bias in GPT Generated English Text. In *Proceedings of the 2023 Conference on Empirical Methods in Natural Language Processing*, Houda Bouamor, Juan Pino, and Kalika Bali (Eds.). Association for Computational Linguistics, Singapore, 1862–1876. <https://doi.org/10.18653/v1/2023.emnlp-main.115>
- [26] Helen. 2018. Very Large Language Models and How to Evaluate Them. <https://huggingface.co/blog/zero-shot-eval-on-the-hub>
- [27] Po-Sen Huang, Huan Zhang, Ray Jiang, Robert Stanforth, Johannes Welbl, Jack Rae, Vishal Maini, Dani Yogatama, and Pushmeet Kohli. 2020. Reducing Sentiment Bias in Language Models via Counterfactual Evaluation. In *Findings of the Association for Computational Linguistics: EMNLP 2020*. Association for Computational Linguistics, Online, 65–83. <https://doi.org/10.18653/v1/2020.findings-emnlp.7>
- [28] Christina Jewett. 2023. Doctors Wrestle With A.I. in Patient Care, Citing Lax Oversight. <https://www.nytimes.com/2023/10/30/health/doctors-ai-technology-health-care.html>
- [29] Jigsaw. 2018. Jigsaw Toxic Comment Classification Challenge. <https://www.kaggle.com/c/jigsaw-toxic-comment-classification-challenge>
- [30] Svetlana Kiritchenko and Saif Mohammad. 2018. Examining Gender and Race Bias in Two Hundred Sentiment Analysis Systems. In *Proceedings of the Seventh Joint Conference on Lexical and Computational Semantics*. Association for Computational Linguistics, New Orleans, Louisiana, 43–53. <https://doi.org/10.18653/v1/S18-2005>
- [31] Keita Kurita, Nidhi Vyas, Ayush Pareek, Alan W Black, and Yulia Tsvetkov. 2019. Measuring Bias in Contextualized Word Representations. In *Proceedings of the First Workshop on Gender Bias in Natural Language Processing*. Association for Computational Linguistics, Florence, Italy, 166–172. <https://doi.org/10.18653/v1/W19-3823>
- [32] Omer Levy, Minjoon Seo, Eunsol Choi, and Luke Zettlemoyer. 2017. Zero-Shot Relation Extraction via Reading Comprehension. In *Proceedings of the 21st Conference on Computational Natural Language Learning (CoNLL 2017)*. Association for Computational Linguistics, Vancouver, Canada, 333–342. <https://doi.org/10.18653/v1/K17-1034>
- [33] Sharon Levy, Neha John, Ling Liu, Yogarshi Vyas, Jie Ma, Yoshinari Fujinuma, Miguel Ballesteros, Vittorio Castelli, and Dan Roth. 2023. Comparing Biases and the Impact of Multilingual Training across Multiple Languages. In *Proceedings of the 2023 Conference on Empirical Methods in Natural Language Processing*, Houda Bouamor, Juan Pino, and Kalika Bali (Eds.). Association for Computational Linguistics, Singapore, 10260–10280. <https://doi.org/10.18653/v1/2023.emnlp-main.634>
- [34] Kornel Lewicki, Michelle Seng Ah Lee, Jennifer Cobbe, and Jatinder Singh. 2023. Out of Context: Investigating the Bias and Fairness Concerns of “Artificial Intelligence as a Service”. In *Proceedings of the 2023 CHI Conference on Human Factors in Computing Systems*. Association for Computing Machinery, New York, NY, USA, 1–17.
- [35] Tao Li, Daniel Khshabi, Tushar Khot, Ashish Sabharwal, and Vivek Srikumar. 2020. UNQOVERing Stereotyping Biases via Underspecified Questions. In *Findings of the Association for Computational Linguistics: EMNLP 2020*. Association for Computational Linguistics, Online, 3475–3489. <https://doi.org/10.18653/v1/2020.findings-emnlp.311>
- [36] Percy Liang, Rishi Bommasani, Tony Lee, Dimitris Tsipras, Dilara Soylu, Michihiro Yasunaga, Yian Zhang, Deepak Narayanan, Yuhuai Wu, Ananya Kumar, et al. 2023. Holistic Evaluation of Language Models. *Transactions on Machine Learning Research* (2023). <https://openreview.net/forum?id=iO4LZibEqW> Featured Certification, Expert Certification.
- [37] Marco Marelli, Stefano Menini, Marco Baroni, Luisa Bentivogli, Raffaella Bernardi, and Roberto Zamparelli. 2014. A SICK cure for the evaluation of compositional distributional semantic models. In *Proceedings of the Ninth International Conference on Language Resources and Evaluation (LREC’14)*. European Language Resources Association (ELRA), Reykjavik, Iceland, 216–223. http://www.lrec-conf.org/proceedings/lrec2014/pdf/363_Paper.pdf
- [38] Binny Mathew, Punyajoy Saha, Seid Muhie Yimam, Chris Biemann, Pawan Goyal, and Animesh Mukherjee. 2021. Hatexplain: A benchmark dataset for explainable hate speech detection. In *Proceedings of the AAAI conference on artificial intelligence*, Vol. 35. AAAI, online, 14867–14875.
- [39] Julian Michael, Gabriel Stanovsky, Luheng He, Ido Dagan, and Luke Zettlemoyer. 2018. Crowdsourcing Question-Answer Meaning Representations. In *Proceedings of the 2018 Conference of the North American Chapter of the Association for Computational Linguistics: Human Language Technologies, Volume 2 (Short Papers)*. Association for Computational Linguistics, New Orleans, Louisiana, 560–568. <https://doi.org/10.18653/v1/N18-2089>
- [40] Simon Ostermann, Ashutosh Modi, Michael Roth, Stefan Thater, and Manfred Pinkal. 2018. MCScript: A Novel Dataset for Assessing Machine Comprehension Using Script Knowledge. In *Proceedings of the Eleventh International Conference on Language Resources and Evaluation (LREC 2018)*. European Language Resources Association (ELRA), Miyazaki, Japan. <https://aclanthology.org/L18-1564>
- [41] Alicia Parrish, Angelica Chen, Nikita Nangia, Vishakh Padmakumar, Jason Phang, Jana Thompson, Phu Mon Htut, and Samuel Bowman. 2022. BBQ: A hand-built bias benchmark for question answering. In *Findings of the Association for Computational Linguistics: ACL 2022*. Association for Computational Linguistics, Dublin, Ireland, 2086–2105. <https://doi.org/10.18653/v1/2022.findings-acl.165>
- [42] Guilherme Penedo, Quentin Malartic, Daniel Hesslow, Ruxandra Cojocaru, Alessandro Cappelli, Hamza Alobeidli, Baptiste Pannier, Ebtesam Almazrouei, and Julien Launay. 2023. The RefinedWeb dataset for Falcon LLM: outperforming curated corpora with web data, and web data only. *arXiv preprint arXiv:2306.01116* (2023). arXiv:2306.01116 <https://arxiv.org/abs/2306.01116>

- [43] Ethan Perez, Saffron Huang, Francis Song, Trevor Cai, Roman Ring, John Aslanides, Amelia Glaese, Nat McAleese, and Geoffrey Irving. 2022. Red Teaming Language Models with Language Models. In *Proceedings of the 2022 Conference on Empirical Methods in Natural Language Processing*, Yoav Goldberg, Zornitsa Kozareva, and Yue Zhang (Eds.). Association for Computational Linguistics, Abu Dhabi, United Arab Emirates, 3419–3448. <https://doi.org/10.18653/v1/2022.emnlp-main.225>
- [44] Vinodkumar Prabhakaran, Ben Hutchinson, and Margaret Mitchell. 2019. Perturbation Sensitivity Analysis to Detect Unintended Model Biases. In *Proceedings of the 2019 Conference on Empirical Methods in Natural Language Processing and the 9th International Joint Conference on Natural Language Processing (EMNLP-IJCNLP)*. Association for Computational Linguistics, Hong Kong, China, 5740–5745. <https://doi.org/10.18653/v1/D19-1578>
- [45] Matthew Richardson, Christopher J.C. Burges, and Erin Renshaw. 2013. MCTest: A Challenge Dataset for the Open-Domain Machine Comprehension of Text. In *Proceedings of the 2013 Conference on Empirical Methods in Natural Language Processing*, David Yarowsky, Timothy Baldwin, Anna Korhonen, Karen Livescu, and Steven Bethard (Eds.). Association for Computational Linguistics, Seattle, Washington, USA, 193–203. <https://aclanthology.org/D13-1020>
- [46] Rachel Rudinger, Jason Naradowsky, Brian Leonard, and Benjamin Van Durme. 2018. Gender Bias in Coreference Resolution. In *Proceedings of the 2018 Conference of the North American Chapter of the Association for Computational Linguistics: Human Language Technologies, Volume 2 (Short Papers)*, Marilyn Walker, Heng Ji, and Amanda Stent (Eds.). Association for Computational Linguistics, New Orleans, Louisiana, 8–14. <https://doi.org/10.18653/v1/N18-2002>
- [47] Amrita Saha, Rahul Aralikkatte, Mitesh M. Khapra, and Karthik Sankaranarayanan. 2018. DuoRC: Towards Complex Language Understanding with Paraphrased Reading Comprehension. In *Proceedings of the 56th Annual Meeting of the Association for Computational Linguistics (Volume 1: Long Papers)*. Association for Computational Linguistics, Melbourne, Australia, 1683–1693. <https://doi.org/10.18653/v1/P18-1156>
- [48] Keisuke Sakaguchi, Ronan Le Bras, Chandra Bhagavatula, and Yejin Choi. 2021. WinoGrande: An Adversarial Winograd Schema Challenge at Scale. *Commun. ACM* 64, 9 (aug 2021), 99–106. <https://doi.org/10.1145/3474381>
- [49] Victor Sanh, Albert Webson, Colin Raffel, Stephen H. Bach, Lintang Sutawika, Zaid Alyafeai, Antoine Chaffin, Arnaud Stiegler, Teven Le Scao, Arun Raja, Manan Dey, M Saiful Bari, Canwen Xu, Urmish Thakker, Shanya Sharma Sharma, Eliza Szczechla, Taewoon Kim, Gunjan Chhablani, Nihal Nayak, Debajyoti Datta, Jonathan Chang, Mike Tian-Jian Jiang, Han Wang, Matteo Manica, Sheng Shen, Zheng Xin Yong, Harshit Pandey, Rachel Bawden, Thomas Wang, Trishala Neeraj, Jos Rozen, Abheesh Sharma, Andrea Santilli, Thibault Fevry, Jason Alan Fries, Ryan Teehan, Stella Biderman, Leo Gao, Tali Bers, Thomas Wolf, and Alexander M. Rush. 2021. Multitask Prompted Training Enables Zero-Shot Task Generalization. [arXiv:2110.08207](https://arxiv.org/abs/2110.08207) [cs.LG]
- [50] Maarten Sap, Hannah Rashkin, Derek Chen, Ronan Le Bras, and Yejin Choi. 2019. Social IQa: Commonsense Reasoning about Social Interactions. In *Proceedings of the 2019 Conference on Empirical Methods in Natural Language Processing and the 9th International Joint Conference on Natural Language Processing (EMNLP-IJCNLP)*. Association for Computational Linguistics, Hong Kong, China, 4463–4473. <https://doi.org/10.18653/v1/D19-1454>
- [51] Teven Le Scao, Angela Fan, Christopher Akiki, Ellie Pavlick, Suzana Ilić, Daniel Hesslow, Roman Castagné, Alexandra Sasha Luccioni, François Yvon, Matthias Gallé, et al. 2022. Bloom: A 176b-parameter open-access multilingual language model. *arXiv preprint arXiv:2211.05100* (2022).
- [52] Reva Schwartz, Leann Down, Adam Jonas, and Elham Tabassi. 2021. A proposal for identifying and managing bias in artificial intelligence. *Draft NIST Special Publication 1270* (2021).
- [53] Nikil Selvam, Sunipa Dev, Daniel Khashabi, Tushar Khot, and Kai-Wei Chang. 2023. The Tail Wagging the Dog: Dataset Construction Biases of Social Bias Benchmarks. In *Proceedings of the 61st Annual Meeting of the Association for Computational Linguistics (Volume 2: Short Papers)*. Association for Computational Linguistics, Toronto, Canada, 1373–1386. <https://aclanthology.org/2023.acl-short.118>
- [54] Preethi Seshadri, Pouya Pezeshkpour, and Sameer Singh. 2022. Quantifying Social Biases Using Templates is Unreliable. In *Workshop on Trustworthy and Socially Responsible Machine Learning, NeurIPS 2022*. <https://openreview.net/forum?id=rIhzjia7SLa>
- [55] Eric Michael Smith, Melissa Hall, Melanie Kambadur, Eleonora Presani, and Adina Williams. 2022. “I’m sorry to hear that”: Finding New Biases in Language Models with a Holistic Descriptor Dataset. In *Proceedings of the 2022 Conference on Empirical Methods in Natural Language Processing*. Association for Computational Linguistics, Abu Dhabi, United Arab Emirates, 9180–9211. <https://aclanthology.org/2022.emnlp-main.625>
- [56] Richard Socher, Alex Perelygin, Jean Wu, Jason Chuang, Christopher D. Manning, Andrew Ng, and Christopher Potts. 2013. Recursive Deep Models for Semantic Compositionality Over a Sentiment Treebank. In *Proceedings of the 2013 Conference on Empirical Methods in Natural Language Processing*. Association for Computational Linguistics, Seattle, Washington, USA, 1631–1642. <https://aclanthology.org/D13-1170>
- [57] Gabriel Stanovsky, Noah A. Smith, and Luke Zettlemoyer. 2019. Evaluating Gender Bias in Machine Translation. In *Proceedings of the 57th Annual Meeting of the Association for Computational Linguistics*. Association for Computational Linguistics, Florence, Italy, 1679–1684. <https://doi.org/10.18653/v1/P19-1164>
- [58] Yi Chern Tan and L. Elisa Celis. 2019. Assessing Social and Intersectional Biases in Contextualized Word Representations. In *Advances in Neural Information Processing Systems*, Vol. 32. Curran Associates, Inc., Red Hook, NY, USA. <https://proceedings.neurips.cc/paper/2019/hash/201d546992726352471cfea6b0df0a48-Abstract.html>
- [59] Hugo Touvron, Louis Martin, Kevin Stone, Peter Albert, Amjad Almahairi, Yasmine Babaei, Nikolay Bashlykov, Soumya Batra, Prajjwal Bhargava, Shruiti Bhosale, et al. 2023. Llama 2: Open foundation and fine-tuned chat models. *arXiv preprint arXiv:2307.09288* (2023).
- [60] Pranav Narayanan Venkit, Mukund Srinath, and Shomir Wilson. 2022. A study of implicit bias in pretrained language models against people with disabilities. In *Proceedings of the 29th International Conference on Computational Linguistics*. International Committee on Computational Linguistics,

- Gyeongju, Republic of Korea, 1324–1332.
- [61] Pranav Narayanan Venkit, Mukund Srinath, and Shomir Wilson. 2023. Automated Ableism: An Exploration of Explicit Disability Biases in Sentiment and Toxicity Analysis Models. In *Proceedings of the 3rd Workshop on Trustworthy Natural Language Processing (TrustNLP 2023)*. Association for Computational Linguistics, Toronto, Canada, 26–34.
- [62] Pranav Narayanan Venkit and Shomir Wilson. 2021. Identification of bias against people with disabilities in sentiment analysis and toxicity detection models. *arXiv preprint arXiv:2111.13259* (2021).
- [63] Alex Wang, Yada Pruksachatkun, Nikita Nangia, Amanpreet Singh, Julian Michael, Felix Hill, Omer Levy, and Samuel Bowman. 2019. Superglue: A stickier benchmark for general-purpose language understanding systems. *Advances in neural information processing systems* 32, Article 294 (2019), 15 pages.
- [64] Alex Wang, Amanpreet Singh, Julian Michael, Felix Hill, Omer Levy, and Samuel Bowman. 2018. GLUE: A Multi-Task Benchmark and Analysis Platform for Natural Language Understanding. In *Proceedings of the 2018 EMNLP Workshop BlackboxNLP: Analyzing and Interpreting Neural Networks for NLP*, Tal Linzen, Grzegorz Chrupala, and Afra Alishahi (Eds.). Association for Computational Linguistics, Brussels, Belgium, 353–355. <https://doi.org/10.18653/v1/W18-5446>
- [65] Alex Wang, Amanpreet Singh, Julian Michael, Felix Hill, Omer Levy, and Samuel Bowman. 2018. GLUE: A Multi-Task Benchmark and Analysis Platform for Natural Language Understanding. In *Proceedings of the 2018 EMNLP Workshop BlackboxNLP: Analyzing and Interpreting Neural Networks for NLP*. Association for Computational Linguistics, Brussels, Belgium, 353–355. <https://doi.org/10.18653/v1/W18-5446>
- [66] Kellie Webster, Marta Recasens, Vera Axelrod, and Jason Baldridge. 2018. Mind the GAP: A Balanced Corpus of Gendered Ambiguous Pronouns. *Transactions of the Association for Computational Linguistics* 6 (2018), 605–617. https://doi.org/10.1162/tac1_a_00240
- [67] Kellie Webster, Xuezhi Wang, Ian Tenney, Alex Beutel, Emily Pitler, Ellie Pavlick, Jilin Chen, Ed Chi, and Slav Petrov. 2021. Measuring and Reducing Gendered Correlations in Pre-trained Models. <http://arxiv.org/abs/2010.06032> arXiv:2010.06032 [cs].
- [68] Jason Weston, Antoine Bordes, Sumit Chopra, and Tomas Mikolov. 2016. Towards AI-Complete Question Answering: A Set of Prerequisite Toy Tasks. In *4th International Conference on Learning Representations, ICLR 2016, San Juan, Puerto Rico, May 2-4, 2016, Conference Track Proceedings*, Yoshua Bengio and Yann LeCun (Eds.). <http://arxiv.org/abs/1502.05698>
- [69] Wenhan Xiong, Jiawei Wu, Hong Wang, Vivek Kulkarni, Mo Yu, Shiyu Chang, Xiaoxiao Guo, and William Yang Wang. 2019. TWEETQA: A Social Media Focused Question Answering Dataset. In *Proceedings of the 57th Annual Meeting of the Association for Computational Linguistics*. Association for Computational Linguistics, Florence, Italy, 5020–5031. <https://doi.org/10.18653/v1/P19-1496>
- [70] Susan Zhang, Stephen Roller, Naman Goyal, Mikel Artetxe, Moya Chen, Shuohui Chen, Christopher Dewan, Mona Diab, Xian Li, Xi Victoria Lin, et al. 2022. Opt: Open pre-trained transformer language models. *arXiv preprint arXiv:2205.01068* (2022).
- [71] Tianyi Zhang, Varsha Kishore, Felix Wu, Kilian Q. Weinberger, and Yoav Artzi. 2020. BERTScore: Evaluating Text Generation with BERT. In *International Conference on Learning Representations*. ICLR, Online. <https://openreview.net/forum?id=SkeHuCVFDr>
- [72] Jieyu Zhao, Tianlu Wang, Mark Yatskar, Vicente Ordonez, and Kai-Wei Chang. 2018. Gender Bias in Coreference Resolution: Evaluation and Debiasing Methods. In *Proceedings of the 2018 Conference of the North American Chapter of the Association for Computational Linguistics: Human Language Technologies, Volume 2 (Short Papers)*. Association for Computational Linguistics, New Orleans, Louisiana, 15–20. <https://doi.org/10.18653/v1/N18-2003>
- [73] Terry Yue Zhuo, Yujin Huang, Chunyang Chen, and Zhenchang Xing. 2023. Red teaming ChatGPT via Jailbreaking: Bias, Robustness, Reliability and Toxicity. *arXiv preprint arXiv:2301.12867* (2023).

A APPENDIX

A.1 Dataset Creation

bAbI. We included task /1, 6, 8, 9, 10, 11, 12, 13, 14 tasks for template filtering. We excluded task 2 and task 3 as the question does not contain enough info to measure gender bias. Tasks 4 and 19 were not included as they contain only info about location and direction, no person data. Task 5 had too many names in the context. Task 7 was related to counting objects. Task 15 contains animal information. Task 16 contains animal and color information. Task 17 and 18 contains no person data. In task 20 answers are not present in the context.

A.2 Gender wise results

The breakdown for performance on sentiment analysis task for five LLMs over CALM dataset is presented in 10. We can see very little difference in accuracy among different gender groups

	Baseline	Male	Female	Gender-neutral
Falcon-7B	0.713	0.720	0.708	0.709
Falcon-40B	0.759	0.761	0.761	0.755
Llama-2-7b	0.703	0.714	0.705	0.690
Llama-2-13b	0.839	0.839	0.848	0.831
Llama-2-70b	0.885	0.886	0.888	0.880

Table 10. Gender-wise bias scores on sentiment task for Falcon and Llama-2 on CALM dataset. We suspect the small difference in accuracy is due to the increased diversity of our dataset.

A.3 Prompts used

For each of the three tasks, we select the prompt structure followed by HELM [36] and [11]. For QA templates, we follow the following prompt structure: "Passage: <context>.\n Question: <question>.\n Answer:". For sentiment analysis templates, we follow the following prompt structure: "Passage: <context>\n. Sentiment: ". For Natural Language Inference templates, we follow the following prompt structure: "Passage:<context>\n. Question: <question>\n. True or False?\n Answer: ".