

# Mutual-Guided Dynamic Network for Image Fusion

Yuanshen Guan  
University of Science and Technology  
of China  
Hefei, Anhui, China  
guanys@mail.ustc.edu.cn

Ruikang Xu  
University of Science and Technology  
of China  
Hefei, Anhui, China  
xurk@mail.ustc.edu.cn

Mingde Yao  
University of Science and Technology  
of China  
Hefei, Anhui, China  
mdyao@mail.ustc.edu.cn

Lizhi Wang  
Beijing Institute of Technology  
Beijing, China  
wanglizhi@bit.edu.cn

Zhiwei Xiong<sup>†</sup>  
University of Science and Technology  
of China  
Hefei, Anhui, China  
zwxiong@ustc.edu.cn

## ABSTRACT

Image fusion aims to generate a high-quality image from multiple images captured under varying conditions. The key problem of this task is to preserve complementary information while filtering out irrelevant information for the fused result. However, existing methods address this problem by leveraging static convolutional neural networks (CNNs), suffering two inherent limitations during feature extraction, *i.e.*, being unable to handle spatial-variant contents and lacking guidance from multiple inputs. In this paper, we propose a novel mutual-guided dynamic network (MGDN) for image fusion, which allows for effective information utilization across different locations and inputs. Specifically, we design a mutual-guided dynamic filter (MGDF) for adaptive feature extraction, composed of a mutual-guided cross-attention (MGCA) module and a dynamic filter predictor, where the former incorporates additional guidance from different inputs and the latter generates spatial-variant kernels for different locations. In addition, we introduce a parallel feature fusion (PFF) module to effectively fuse local and global information of the extracted features. To further reduce the redundancy among the extracted features while simultaneously preserving their shared structural information, we devise a novel loss function that combines the minimization of normalized mutual information (NMI) with an estimated gradient mask. Experimental results on five benchmark datasets demonstrate that our proposed method outperforms existing methods on four image fusion tasks. The code and model are publicly available at: <https://github.com/Guanys-dar/MGDN>.

## CCS CONCEPTS

• **Computing methodologies** → **Computer vision.**

<sup>†</sup>Corresponding author.

Permission to make digital or hard copies of all or part of this work for personal or classroom use is granted without fee provided that copies are not made or distributed for profit or commercial advantage and that copies bear this notice and the full citation on the first page. Copyrights for components of this work owned by others than the author(s) must be honored. Abstracting with credit is permitted. To copy otherwise, or republish, to post on servers or to redistribute to lists, requires prior specific permission and/or a fee. Request permissions from [permissions@acm.org](mailto:permissions@acm.org).

MM '23, October 29–November 3, 2023, Ottawa, ON, Canada

© 2023 Copyright held by the owner/author(s). Publication rights licensed to ACM.  
ACM ISBN 979-8-4007-0108-5/23/10...\$15.00  
<https://doi.org/10.1145/3581783.3612261>

## KEYWORDS

Image Fusion, Dynamic Filter, Mutual Information.

### ACM Reference Format:

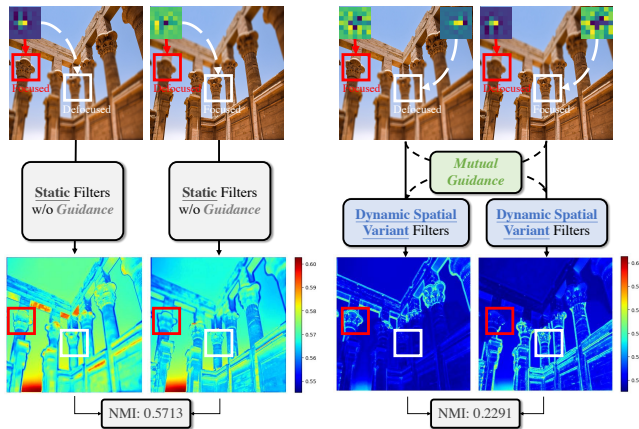
Yuanshen Guan, Ruikang Xu, Mingde Yao, Lizhi Wang, and Zhiwei Xiong<sup>†</sup>. 2023. Mutual-Guided Dynamic Network for Image Fusion. In *Proceedings of the 31st ACM International Conference on Multimedia (MM '23)*, October 29–November 3, 2023, Ottawa, ON, Canada. ACM, New York, NY, USA, 10 pages. <https://doi.org/10.1145/3581783.3612261>

## 1 INTRODUCTION

Image fusion is an important task in computer vision that fuses multiple images captured under different conditions to create a single integrated image with abundant information. The key step in image fusion is to preserve complementary information while filtering out irrelevant information for the fused result. For instance, multi-focus image fusion (MFF) [23, 24] aims to gather essential information from images of different focus depths into a single clear image without blur, and high-dynamic-range (HDR) dehazing [17, 42, 60] aims to obtain an HDR image with clear texture details while suppressing oversaturated and blurry artifacts from several low-dynamic-range (LDR) images.

Various image fusion algorithms have been proposed over time, mainly falling into two categories: traditional methods and deep learning-based methods. Traditional methods [13, 29, 42–44, 74] typically rely on mathematical transformations and manually designed fusion rules, which face challenges when dealing with diverse source images. Recently, deep learning-based methods [52, 57, 60, 70] have seen a flourishing development due to their powerful capability for feature extraction. These methods typically use static convolutional filters [20] that are trained only once and then applied uniformly to all images. However, image fusion tasks need to handle diverse inputs, such as images with spatial-variant contents and drastic changes across scenes.

The existing static convolutional filter is inadequate in capturing spatial variance and scene changes, leading to limited adaptability and flexibility [15, 36]. As shown in Fig. 1, for the task of MFF, the static filter uniformly slides over the entire image, treating all pixels equally without taking into account the spatial variance of the depth-of-field at different locations, which leads to ineffective information utilization during feature extraction (e.g., the strong activation value in blurry areas). Additionally, the static filter merely



**Figure 1: An example of multi-focus image fusion. Left: static filters treat all regions uniformly without consideration of the complementary contents contained in another input. Right: our dynamic filters and mutual guidance help the network remove blurry features while preserving clear content for final fusion. Our dynamic filtered features obtain a lower value of normalized mutual information (NMI) [8], indicating that more complementary features are extracted.**

pertains to a single input and lacks consideration of mutual guidance from multiple inputs, which is crucial to preserving complementary information and suppressing irrelevant information across different inputs.

In this paper, we design a novel mutual-guided dynamic network (MGDN) for image fusion, which allows for effective information utilization across different locations and inputs. Specifically, we propose a mutual-guided dynamic filter (MGDF) for adaptive feature extraction, which consists of a mutual-guided cross-attention (MGCA) module and a dynamic filter predictor. The MGCA module enables the incorporation of additional guidance from different inputs, while the dynamic filter predictor generates spatial-variant kernels to accommodate different locations. The generated spatial-variant kernels are then applied for convolution, exhibiting remarkable adaptability in capturing spatial variance with guidance information. Moreover, we introduce a parallel feature fusion (PFF) module to effectively fuse local and global information of the extracted features. The whole network iteratively stacks MGDF and PFF with dynamic mutual guidance, achieving an effective and versatile architecture for image fusion.

To further mitigate the redundant information while preserving the shared structure information among the extracted features, we devise a novel loss to minimize the normalized mutual information (NMI) [8] with an estimated gradient mask, which preserves more fine-grained structure information before complementary information extraction. Different from previous methods that apply the regression loss to final fused images, our devised loss directly constrains the intermediate features (*i.e.*, the output of MGDF). This enables the filtering process to follow explicit regularity for discerning between complementary and common information.

We evaluate MGDN on four representative image fusion tasks, including multi-exposure image fusion (MEF), MFF, HDR dehazing, and RGB-guided depth map super-resolution (GDSR). The experimental results demonstrate that our method outperforms existing

state-of-the-art (SOTA) image fusion methods on five benchmark datasets [17, 37, 45, 58, 68] in terms of various evaluation metrics. It is also worth noting that, benefiting from the mutual-guided dynamic filtering, the proposed MGDN not only performs well on well-aligned image fusion tasks but also has a generalization ability for misaligned inputs. In summary, our contributions are as follows:

- We propose MGDN as a unified image fusion network, which effectively preserves complementary information and suppresses irrelevant information from multiple inputs.
- We propose MGDF for adaptive feature extraction as a core design of MGDN with two primary benefits: 1) dynamic filtering that adapts to different contents and 2) mutual guidance that effectively leverages information from different inputs.
- We devise a novel loss to minimize the mutual information with an estimated gradient mask on the feature level, which reduces the redundancy among extracted features while simultaneously preserving the shared structural information.
- Extensive experiments on five benchmark datasets demonstrate the superiority of our method compared to SOTA image fusion methods on four representative image fusion tasks.

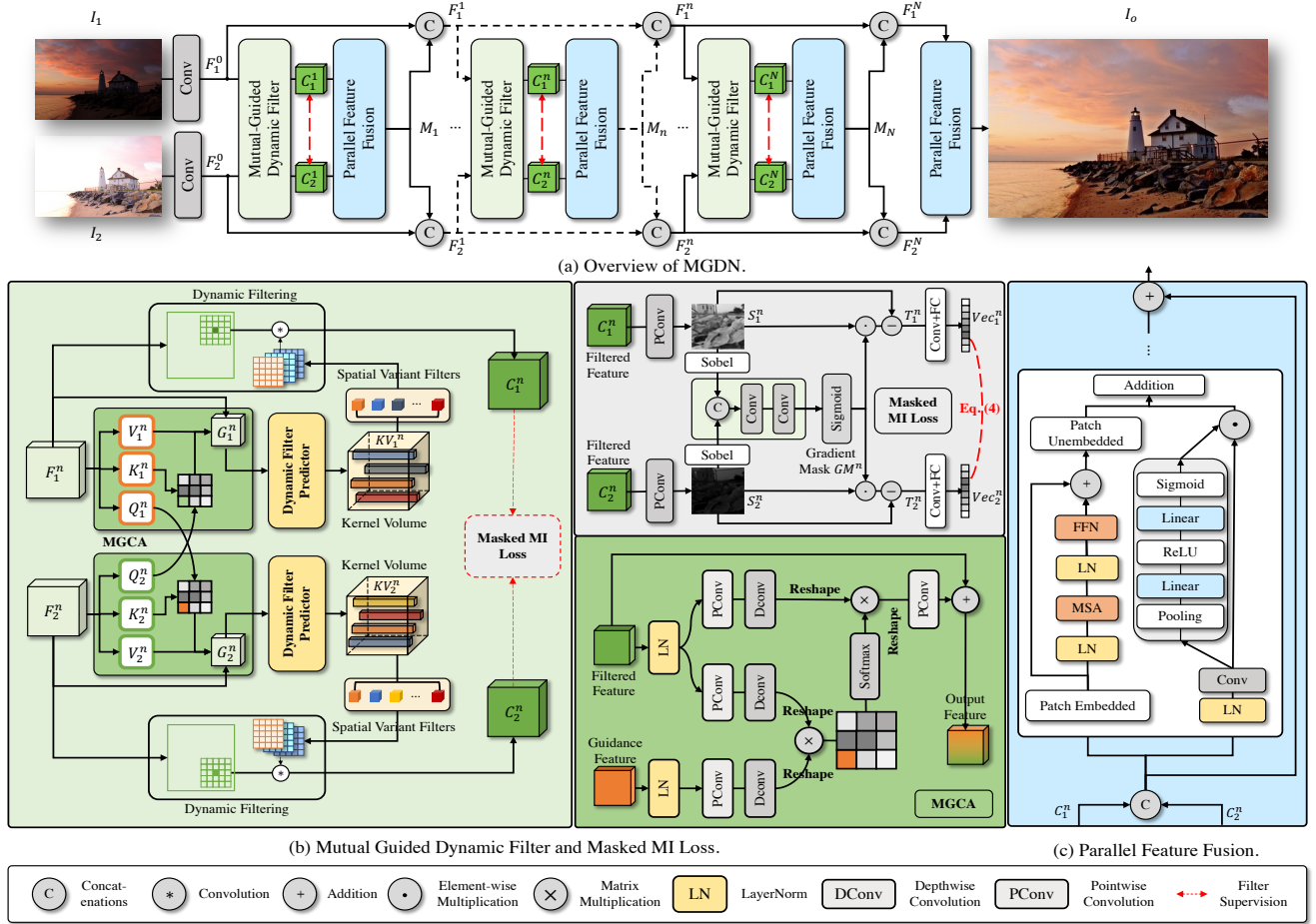
## 2 RELATED WORK

### 2.1 Image Fusion

As a pivotal technique in image processing, image fusion has gained increasing attention in recent years. Early works [1, 32, 35, 56, 62] focus on designing task-specific fusion algorithms and achieve promising performance. Recently, researchers have made great progress in developing unified image fusion methods. One notable contribution in this direction is MST-SR [28], a pioneering image fusion method that integrates multi-scale transform and sparse representation techniques to aggregate complementary information. Subsequently, Zhang *et al.* [70] propose CNN-based methods for image fusion based on DeepFuse [40], which remarkably improve the performance on various image fusion tasks. Another method, PMGI [66], considers different image fusion problems as proportional maintenance of gradient and intensity, and introduces a unified form of loss functions. Notably, recognizing that different fusion scenarios can mutually benefit each other, Xu *et al.* [52] devise a unified unsupervised image fusion model for multi-fusion tasks by combining learnable information measurement and elastic weight consolidation techniques [22, 64]. In addition, Ma *et al.* [33] introduce a joint mixed-architecture fusion network that exploits long-range interactions in images. However, existing fusion methods rely on static networks and do not account for spatial and scene variation, which is crucial for multiple image fusion tasks in real-world applications.

### 2.2 Dynamic Filtering

Dynamic filtering, also referred to as filter adaptive processing, is a technique that involves learning per-pixel kernels, as opposed to using a single kernel across the entire image. The bilateral filter [4, 48], as a classic dynamic filtering method, processes a pixel via averaging its neighbors, weighted by the Gaussian of both spatial and intensity or color distances. He *et al.* proposed an method, called guided image filter [10], which is a locally linear transform of the guidance image. Jia *et al.* [15] first introduce the concept of



**Figure 2: (a) Architecture of MGDN for image fusion. Our MGDN consists of a cascaded design that incorporates the MGDF and PFF modules. (b) MGDF consists of mutual-guided cross attention for aggregating information from different inputs and dynamic filter predictors to estimate the spatial-variant filters. Moreover, we propose masked MI loss to supervise the MGDF to suppress feature redundancy while preserving common structure. (c) PFF consists of dual-branch modules that incorporate channel attention blocks and shifted-window transformers to explore both global and local information for feature fusion.**

dynamic filtering into the deep neural network, where filters are generated dynamically conditioned on an input and each location is filtered with a location-specific filter. After that, image adaptive filter has been successfully employed in various low-level computer vision tasks, such as video deblurring [73], super-resolution [16, 19, 39, 55], and defocus deblurring [21]. In addition, Transformer [27, 33, 61] is a dynamic network that can be used for visual processing by calculating the relevance of different regions of the feature to establish long-range connections. In the context of image fusion tasks, processing multi-modal images necessitates a meticulously-designed filter module that can effectively suppress or eliminate undesired information while preserving the desired information. However, few attempts have been made in image fusion tasks to explore this kind of content-aware dynamic filtering.


### 3 METHOD

In this section, we first depict the overview of the proposed image fusion method. Next, the design of the mutual-guided dynamic filter (MGDF) and the parallel feature fusion (PFF) are presented.

#### 3.1 Overview

Our network takes a set of images  $I_i \in \mathbb{R}^{H \times W \times C_{in}}$ ,  $i \in \{1, 2, \dots\}$  as inputs, and generates a fused image  $I_o \in \mathbb{R}^{H \times W \times C_{out}}$  with informative scene representation, where  $H, W$  are the height and width of the images, and  $C_{in}, C_{out}$  are channels numbers of input and output image.

As shown in Fig. 2 (a), the proposed network consists of  $N$  stages, where each stage contains an MGDF for filtering information and a PFF for fusing features. Without loss of generality, we take a pair of input images ( $I_1, I_2$ ) as an example, and more inputs can be readily inferred by increasing  $i$ . To be detailed, the images ( $I_1, I_2$ ) are first mapped to the feature domain via  $3 \times 3$  convolutional layers, resulting in discriminative features ( $F_1^0, F_2^0$ ). Then, MGDF extracts feature ( $C_1^1, C_2^1$ ), which are dynamically obtained with mutual guidance from each other. Subsequently, the filtered features ( $C_1^1, C_2^1$ ) are fed into PFF to merge global and local features in a parallel architecture, obtaining the merged feature  $M^1$ . The  $M^1$  is then concatenated with the ( $F_1^1, F_2^1$ ) and sent into the following MGDF and PFF for



**Figure 3: Illustration of dynamic filters in MFF.** For near-focus image, the dynamic filter predictor estimates different kernel weights for focused and defocused areas. In the far-focus image, the predicted filter weights show the opposite pattern. The proposed dynamic filter estimates varying kernels for different image contents.

$N$  iterations. Finally, the  $N^{\text{th}}$  PFF fuses the feature  $(F_1^N, F_2^N)$  and generates the fused image  $I_o$ .

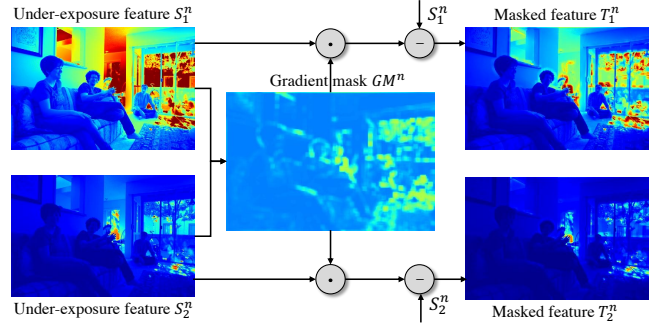
### 3.2 Mutual-Guided Dynamic Filter

Existing static convolutional operations are incapable of spatially variable processing and are unaware of complementary content in other inputs. To address the aforementioned limitations, we propose MGDF, which consists of a mutual-guided cross attention (MGCA) and a dynamic kernel predictor to dynamically extract complementary information. We also propose a novel loss that constrains the output of MGDF to extract complementary information.

**3.2.1 Mutual-Guided Cross Attention.** We propose MGCA to aggregate information from different inputs using a novel cross-attention mechanism, where the aggregated features are then utilized for dynamic filter prediction (see Sec. 3.2.2). Different from the standard Self-Attention (SA) process [7, 30, 49], our proposed MGCA leverages the information from other inputs, enabling the extraction of complementary information with mutual guidance.

Specifically, for  $n^{\text{th}}$  MGCA module, the input features  $(F_1^n, F_2^n) \in \mathbb{R}^{H \times W \times C}$  are firstly fed to Layer Normalized (LN) [54]. Then they are fed to point-wise convolutions to aggregate pixel-wise cross-channel context, followed by  $3 \times 3$  depth-wise convolutions to encode channel-wise spatial context. The generated matrices are then reshaped to  $\in \mathbb{R}^{HW \times C}$ , yielding  $(Q_1^n, K_1^n, V_1^n)$  from  $F_1^n$ ,  $(Q_2^n, K_2^n, V_2^n)$  from  $F_2^n$ . To allow guidance among features from different inputs, we exchange the generated query tokens among different inputs, resulting  $(Q_2^n, K_1^n, V_1^n)$  and  $(Q_1^n, K_2^n, V_2^n)$ . Without the loss of generality, we take the  $F_1^n$  as the guidance feature as an example. As shown in Fig. 2 (b), the exchanged query tokens  $Q_1^n \in \mathbb{R}^{HW \times C}$  and the transposed raw key tokens  $K_2^n \in \mathbb{R}^{C \times HW}$  calculate their dot-product interaction and generate a transposed attention map of size  $\mathbb{R}^{C \times C}$ , which refers to the similarity between the two distinct features, which is then used to select the relative feature in  $V_2^n$ . The selected feature are then reshaped back to  $\in \mathbb{R}^{H \times W \times C}$  and added with the  $F_2^n$ . Moreover, the transposed calculation [63] averts the intensive calculation of standard SA. Overall, the MGCA process is defined as

$$\begin{aligned} G_1^n &= \text{Attention}(Q_2^n, K_1^n, V_1^n) + F_1^n, \\ G_2^n &= \text{Attention}(Q_1^n, K_2^n, V_2^n) + F_2^n, \\ \text{Attention}(Q_1^n, K_2^n, V_2^n) &= V_2 \cdot \text{Softmax}(K_2^n \cdot Q_1^n / \alpha), \\ \text{Attention}(Q_2^n, K_1^n, V_1^n) &= V_1 \cdot \text{Softmax}(K_1^n \cdot Q_2^n / \alpha), \end{aligned} \quad (1)$$



**Figure 4: The estimated gradient mask in HDR dehazing for masked MI Loss calculation.** The mask indicates the regions containing more common structures with a higher value. The mask protects the relative information, while the MI minimization reduces the redundancy among different inputs.

where  $(G_1^n, G_2^n)$  is output of MGCA,  $(Q_1^n, Q_2^n) \in \mathbb{R}^{HW \times C}$ ,  $(K_1^n, K_2^n) \in \mathbb{R}^{C \times HW}$  and  $(V_1^n, V_2^n) \in \mathbb{R}^{HW \times C}$  are the reshaped tokens. Here,  $\alpha$  is a learnable scaling parameter. Similar to the standard multi-head SA, we divide the number of channels into “heads” and learn separate attention maps parallelly.

**3.2.2 Dynamic Filter Predictor.** To estimate spatial-variant dynamic kernels, we introduce a dynamic filter predictor to predict corresponding dynamic kernel volumes. Specifically, given the feature  $(G_1^n, G_2^n) \in \mathbb{R}^{H \times W \times C}$  generated from MGCA, the dynamic filter predictor generates kernel volumes  $(KV_1^n, KV_2^n) \in \mathbb{R}^{H \times W \times k^2}$ , which represents convolution kernels with the size of  $k \times k$  for each pixel. The kernel volumes are then reshaped and convolved with the feature  $(F_1^n, F_2^n)$  (i.e., the input of MGDF) in a spatial-variant way, obtaining the output feature  $C_i^n$  as

$$C_1^n = F_1^n * KV_1^n, \quad C_2^n = F_2^n * KV_2^n, \quad (2)$$

where  $*$  is the convolutional operator. Note that we share the kernel parameters along the channel dimension and perform the convolution in a depth-wise form [12] to reduce the computational cost of dynamic filtering.

Different from vanilla dynamic filtering [15, 16, 21], our dynamic filter predictor leverages the information from other inputs, which adaptively incorporates the complementary information and suppresses the irrelevant information. We also visualize the predicted kernels in Fig. 3. It can be seen that, our MGDF can adaptively process each pixel and effectively extract complementary information, using variant kernels based on the content and guidance.

**3.2.3 Masked MI Loss.** Building upon the proposed mutual-guided dynamic architecture, we delve deeper into a fundamental issue of image fusion: what types of information should be fused and suppressed to achieve optimal fusion results? Previous works [67, 72] generally suppress feature redundancy and copy artifacts by minimizing mutual information (MI) loss for image fusion. However, directly applying MI loss can not only suppress the redundancy but also run the risk of discarding essential common characteristics.

Consequently, as shown in Fig. 2 (b), we propose masked MI loss to reduce feature redundancy while preserving fundamental relative structures in the filtered features. Specifically, given the filtered features  $(C_1^n, C_2^n)$ , i.e., the outputs of MGDF, We first map




Figure 5: Visual comparison of MEF on benchmark dataset [68].

Table 1: Quantitative comparisons of MEF on benchmark dataset [68]. Red color indicates the best results and Blue color indicates the second-best results. “↓” means that the smaller the index value, the better, and vice versa.

Methods	SPD-MEF [35]	MEF-GAN [53]	IFCNN [70]	PMGI [66]	U2Fusion [52]	SwinFusion [33]	MGDN (Ours)
CE ↓	3.2146	<u>2.8222</u>	3.4098	3.0084	2.9761	2.8816	<b>2.3624</b>
SSIM ↑	0.9377	0.7722	0.9431	0.936	0.9304	<b>0.9538</b>	<u>0.9435</u>
$Q_{cb}$ ↑	<u>0.4551</u>	0.3844	0.4112	0.4208	0.4174	0.4143	<b>0.4883</b>
VIF ↑	0.7772	0.581	0.7016	0.8077	<u>0.8358</u>	0.7417	<b>0.8538</b>

them to one-channel features ( $S_1^n, S_2^n$ ) via point-wise convolutions. Then we estimated a soft similarity mask  $GM^n$  from their gradient features by several convolutions followed by a sigmoid function, where the gradient is extracted by classic Sobel filter [46]. Then the uncommon features ( $T_1^n, T_2^n$ ) thus can be selected as

$$T_1^n = S_1^n \cdot (1 - GM^n), \quad T_2^n = S_2^n \cdot (1 - GM^n), \quad (3)$$

where ( $T_1^n, T_2^n$ ) are the selected uncommon one channel feature, as shown in Fig. 4, which are then mapped to low-dimensional vectors ( $Vec_1^n, Vec_2^n$ ) to calculate loss for complementary feature extraction. Subsequently, we introduce normalized mutual information (NMI) minimization to enforce the complementary information learning of two inputs. The masked MI loss  $MaskMI(\cdot)$  is calculated as

$$MaskMI(S_1^n, S_2^n) = 2 * \left(1 - \frac{H(Vec_1^n, Vec_2^n)}{H(Vec_1^n) + H(Vec_2^n)}\right), \quad (4)$$

$$H(Vec_1^n) = - \sum Vec_1^n \log(Vec_2^n) - KL(Vec_1^n || Vec_2^n),$$

$$H(Vec_2^n) = - \sum Vec_2^n \log(Vec_1^n) - KL(Vec_2^n || Vec_1^n),$$

where  $H(\cdot)$  represents the entropy,  $H(Vec_1^n)$ ,  $H(Vec_2^n)$  indicate the marginal entropies, and  $H(Vec_1^n, Vec_2^n)$  is the joint entropy. Kullback-Leibler divergence ( $KL(\cdot)$ ) is used to calculate the entropy.

### 3.3 Parallel Feature Fusion

We utilize a parallel feature fusion module to explore both global and local information for image fusion, as shown in Fig. 2 (c). For the global branch, we employ the prowess of a window-based multi-head transformer encoder [27, 31], adept at capturing long-range contexts. Meanwhile, the local branch employs a local context extractor to extract intricate local feature maps, enriched by channel attention [69] to select the most valuable features. The two branch features were combined with an element-wise addition. The output feature fuses global and local contexts, imbuing the fused result with meticulous details and comprehensive information.

### 3.4 Optimization

The overall loss function consists of two parts: intensity L1 loss to maintain a proper intensity distribution and masked MI loss for extracting complementary information. For MEF [43, 44], MFF [29, 74], and GDSR [16, 19], the overall loss can be written as

$$L = ||I_o - GT||_1 + \lambda \sum_{n=1}^N MaskMI(S_1^n, S_2^n), \quad (5)$$

where ( $S_1^n, S_2^n$ ) denotes the one channel features mapped from the output of  $n^{th}$  MGDF,  $GT$  is the ground truth image and  $\lambda$  is the parameters to balance the two terms in loss function. Specifically, for HDR dehazing, the network has three inputs. Thus, the masked MI loss is calculated twice: between filtered features of under-exposure LDR image and normal-exposure LDR image, and between filtered features of over-exposure image and normal-exposure LDR image. Loss for HDR dehazing  $L_{HDR}$  can be written as

$$L_{HDR} = ||I_o - GT||_1 + \lambda \sum_{n=1}^N (MaskMI(S_2^n, S_1^n) + MaskMI(S_2^n, S_3^n)). \quad (6)$$

## 4 EXPERIMENTS

### 4.1 Multi-exposure Image Fusion

**4.1.1 Experiment Configuration.** We use [3] as training set and [68] as testset. We compare it with the following methods: SPD-MEF [35], MEFNet [34] and MEF-GAN [53], IFCNN [70], PMGI [66], U2-Fusion [52] and SwinFusion [33]. CE [2], SSIM [50],  $Q_{cb}$  [5], and VIF [9] are employed as test metrics.

**4.1.2 Quantitative Comparisons.** The comparisons on the MEF are exhibited in Table 1. From the results, we see that our method ranks first in the information theory-based metric CE [2], and the human visual perception metrics  $Q_{cb}$  [5] and VIF [9]. The experimental results demonstrate that our proposed model successfully integrates complementary information and preserves texture information, resulting in visually pleasing fusion results.




Figure 6: Visual comparison of MFF on Lytro [37] and MFFW dataset [58].

Table 2: Quantitative comparisons of MFF on Lytro [37] and MFFW [58] dataset. Red color indicates the best results and Blue color indicates the second-best results. Note that for all four metrics, higher values indicate better performance.

Methods	Lytro [37]				MFFW [58]				Aver			
	$Q_{abf}$	En	PSNR	SSIM	$Q_{abf}$	En	PSNR	SSIM	$Q_{abf}$	En	PSNR	SSIM
SFMD [23]	0.609	7.526	64.542	0.841	0.554	7.110	62.365	0.798	0.587	7.362	63.658	0.824
DRPL [24]	<b>0.753</b>	7.528	64.549	0.891	<b>0.710</b>	<b>7.143</b>	62.734	0.781	<b>0.736</b>	<b>7.376</b>	63.834	0.848
IFCNN [70]	0.725	<u>7.531</u>	<u>64.645</u>	<u>0.893</u>	0.611	7.112	<u>63.160</u>	<u>0.816</u>	0.680	7.366	<u>64.060</u>	<u>0.863</u>
PMGI [66]	0.386	7.273	62.292	0.858	0.367	6.948	60.549	0.746	0.378	7.145	61.065	0.814
U2Fusion [52]	0.609	7.345	62.234	0.841	0.539	6.835	61.110	0.768	0.581	7.144	61.791	0.812
SwinFusion [33]	0.642	7.487	63.726	0.885	0.574	6.983	62.526	0.797	0.615	7.289	63.253	0.850
Ours	<u>0.740</u>	<b>7.533</b>	<b>64.835</b>	<b>0.902</b>	<u>0.701</u>	<u>7.127</u>	<b>63.377</b>	<b>0.839</b>	<u>0.724</u>	<u>7.373</u>	<b>64.261</b>	<b>0.877</b>

4.1.3 *Qualitative Comparisons.* The qualitative comparisons of MEF are shown in Fig. 5. As one can observe, other methods fail to maintain appropriate exposure levels since these methods lack guidance and spatial variance during the process of information processing. More specifically, the fusion results of SPD-MEF [35] and MEFNet [34] lack overall and harmonious illumination and show obvious color distortions in the overexposed areas. The fusion results of MEFGAN [53] and PMGI [66] exhibit uneven brightness transitions. IFCNN [70] and U2Fusion [52] have some issues with the overall color tone. Although the fusion results of SwinFusion [33] are relatively satisfactory, the fused information in the overexposed areas is not clear enough. Our MGDN can effectively merge the complementary information in the source images and maintain the appropriate exposure level through global exposure perception.

## 4.2 Multi-focus Image Fusion

4.2.1 *Experiment Configuration.* The training set of MFF is composed of synthetic data used in DRPL [24], while the test set is the

MFFW dataset [65] and Lytro [37] dataset. To verify the effectiveness of MFF, we compare it with the following methods: SFMD [23], DRPL [24], IFCNN [70], PMGI [66], U2Fusion [52] and SwinFusion [33].  $Q_{abf}$  [59], Entropy (En) [41], PSNR [14] and SSIM [50] are employed as test metrics.

4.2.2 *Quantitative Comparisons.* The quantitative comparisons between our method and other methods for MFF are exhibited in Table 2. From the results, we see that our method ranks first in two information theory-based metrics, En and PSNR, and the structural similarity-based metric SSIM on the Lytro dataset [37]. Besides, the proposed method achieves the best PSNR and SSIM on the average result tested on both the Lytro dataset [37] and MFFW dataset [58]. The above phenomena indicate that our method can effectively process and integrate information dynamically.

4.2.3 *Qualitative Comparisons.* We also present the results of subjective comparison for MFF in Fig. 6. From the results, we can note



Figure 7: Visual comparisons for the HDR dehghosting on the Kalantari *et al.*'s dataset [17]. (Readers are encouraged to refer to the electronic version of this document on a bright display for optimal visualization.)

Table 3: Quantitative comparisons of HDR dehghosting on Kalantari *et al.*'s dataset [17]. Red color indicates the best results and Blue color indicates the second-best results. For all four metrics, higher values indicate better performance

Methods	PSNR $_{\mu}$	PSNR $_L$	SSIM $_{\mu}$	SSIM $_L$
Sen <i>et al.</i> [42]	40.97	38.34	0.9859	0.9764
Kalantari <i>et al.</i> [17]	42.72	41.22	0.9889	0.9829
Wu <i>et al.</i> [51]	41.99	41.66	0.9878	0.9860
AHDRNet [60]	43.70	41.18	0.9905	0.9857
HDRGAN [38]	43.85	41.65	0.9906	0.9870
HDRTransformer [31]	<u>44.20</u>	<u>42.15</u>	<u>0.9918</u>	<u>0.9889</u>
MGDN (Ours)	<b>44.46</b>	<b>42.22</b>	<b>0.9919</b>	<b>0.9890</b>

that all methods could integrate information from the focused regions in different source images and generate an all-in-focus image. However, SFMD [23], PMGI [66] and U2Fusion [52] fail to retain a harmonious intensity distribution due to the lack of guidance between different inputs. SwinFusion [33], despite having enhanced vision perception, is unable to recover certain precise details due to a lack of spatial-variant processing. Our method enables adaptive focus region awareness and maintains the proper intensity distribution through global context aggregation.

### 4.3 HDR Dehghosting

**4.3.1 Experiment Configuration.** For HDR dehghosting, we train our network on the widely used Kalantari *et al.*'s dataset [17]. Each sample from Kalantari *et al.*'s dataset comprises three LDR images with exposure values of  $\langle -2, 0, +2 \rangle$ , or  $\langle -3, 0, +3 \rangle$ , as well as a ground truth HDR image. We compare the results of the proposed MGDN with several SOTA methods, which include Sen *et al.* [42], Kalantari *et al.* [17], Wu *et al.* [51], AHDRNet [60], HDR-GAN [38], and HDRTransformer [31]. Specifically, with unaligned LDR inputs, our method doesn't require any pre-alignment.

**4.3.2 Quantitative Comparisons.** We use PSNR and SSIM as evaluation metrics. To be more precise, we calculate PSNR $_l$ , PSNR $_{\mu}$ , SSIM $_l$ , and SSIM $_{\mu}$  scores between the reconstructed HDR images and their corresponding ground truth. The ' $l$ ' and ' $\mu$ ' denote the linear and tonemapped domain values, respectively. Table 3 lists

Table 4: Quantitative comparison of GDSR between our MGDN and previous SOTA methods. We compare the RMSE metric (lower is better) on the NYU v2 dataset [45] for  $\times 4$ ,  $\times 8$ , and  $\times 16$  SR scales. Red color indicates the best results and Blue color indicates the second-best results.

Methods	NYU v2 $\times 4$	NYU v2 $\times 8$	NYU v2 $\times 16$
DJFR [26]	2.38	4.94	9.18
PAC [47]	1.89	3.33	6.78
CUNet [6]	1.92	3.70	6.78
DKN [18]	1.62	3.26	6.51
FDKN [18]	1.86	3.58	6.96
FDSR [11]	1.61	3.18	5.86
DCTNet [71]	<u>1.59</u>	<u>3.16</u>	<u>5.84</u>
MGDN (ours)	<b>1.49</b>	<b>3.11</b>	<b>5.81</b>

the quantitative results. The proposed MGDN surpasses the recently published HDR-Transformer [31] by up to 0.26 dB and 0.07 dB in terms of PSNR $_L$  and PSNR $_{\mu}$ , respectively, demonstrating the effectiveness of our method.

**4.3.3 Qualitative Comparisons.** All qualitative results are tone-mapped using the same Photomatrix Pro parameters to ensure fair comparisons. Fig. 7 depicts an intractable scene with saturations and significant motion, with red and blue highlighting the two comparison locations, respectively. As can be seen, the red boxed area shows a large motion region caused by the hand. Previous methods remove some ghosting artifacts, but still produce colour distortions and inconsistent details. The blue boxed regions exhibit significant intensity variation, causing long-range saturation. Our method produces the highest-quality visual perception results with visually appealing scene colours.

### 4.4 RGB-guided Depth Map SR

**4.4.1 Experiment Configuration.** In this section, we assess the performance of MGDN on the NYU v2 dataset [45] and compare its results with several SOTA methods, including DJF [25], DJFR [26], PAC [47], CUNet [6], DKN [18], FDKN [18], FDSR [11], and DCTNet [71]. We evaluate the performance of GDSR against ground-truth depth maps in terms of root-mean-square error (RMSE). A lower RMSE indicates more accurate predicted depth maps. Note




Figure 8: Visual comparison of error maps on GDSR on NYU v2 Dataset [45] for  $\times 8$ , and  $\times 16$  SR scales.

Table 5: Ablation study of the proposed MGDN. We compare the quantitative results on HDR deghosting.

Methods	PSNR $_{\mu}$	PSNR $_L$	SSIM $_{\mu}$	SSIM $_L$
w/o MGCA	44.16	41.75	0.9882	<b>0.9846</b>
w/o Dynamic Filter	44.08	41.63	0.9840	0.9746
w/o Masked MI Loss	<b>44.23</b>	<b>41.77</b>	<b>0.9883</b>	0.9833
MGDN	<b>44.46</b>	<b>42.22</b>	<b>0.9919</b>	<b>0.9890</b>

that the low-resolution depth map is upsampled by bicubic interpolation before being fed into the network.

**4.4.2 Quantitative Comparisons.** The quantitative evaluation of our proposed MGDN is presented on the NYU v2 test sets, with SR factors of  $\times 4$ ,  $\times 8$ , and  $\times 16$ , as depicted in Table 4. Our MGDN exhibits superior performance across various SR scales. This highlights the advantage of our model over SOTA methods.

**4.4.3 Qualitative Comparisons.** Following previous works [11, 18, 71], we present a comprehensive analysis of error maps to compare depth images derived from different methods, as depicted in Fig. 8. Qualitatively, our results demonstrate that the depth predictions generated by the MGDN have substantially fewer prediction errors and are more congruent with the ground truth images, highlighting the superior performance of the MGDN in GDSR.

## 4.5 Ablation Study

We conduct ablation experiments about MGCA, dynamic filter predictor and masked MI Loss. In addition, ablation experiments about the PFF module can be found in the supplementary materials.

**Mutual-Guided Cross Attention.** For comparison, we replace MGCA with common transposed SA in the ablation experiment and train the network on the HDR deghosting task. As can be seen from Table 5, the performance drops 0.30 dB on PSNR $_{\mu}$  without MGCA, depicting that the estimated kernel volume is blindness without the guidance. As shown in Fig. 9, we can witness areas with uneven color.

**Dynamic Filter Predictor.** For comparison, we forced the convolution kernel weights of different spatial positions to be consistent while ensuring the same number of network parameters during the ablation experiment. As can be seen from Table 5, without dynamic filtering, the network performance drops severely, with 0.59 dB in PSNR $_L$ . As shown in Fig. 9, static convolution, which disregards local information, performs inadequately in regions with motion.

**Masked MI Loss.** For comparison, MGDN was trained solely under the supervision of L1 loss as a comparison. As can be seen from




Figure 9: Ablation experiments on HDR deghosting about the proposed designs.

Table 5, the absence of masked MI loss leads to a performance drop, with 0.45 dB in PSNR $_L$ . As shown in Fig. 9, perceptible artifacts can be observed in challenging deghosting tasks due to the ineffective removal of irrelevant information during feature extraction.

## 5 CONCLUSION

In this paper, we introduce MGDN, a novel network for image fusion that effectively utilizes information from spatial-variant contents and inputs. Our proposed method leverages the MGDF module, which adaptively processes image features by taking into account both the current content and guided inputs. This module is composed of the MGCA for the integration of additional guidance information from different inputs, and the dynamic filter predictor for the estimation of spatial-variant filters for different locations, respectively. In addition, we introduce a PFF module to effectively combine local and global information from the extracted features. To address the issue of feature redundancy while preserving relative structural information, we propose a masked MI loss to supervise the filtering process. Our proposed method achieves SOTA performance on four image fusion tasks and five benchmark datasets, demonstrating its effectiveness in fusing images. Furthermore, we believe this method can be extended and applied to a wide range of image processing tasks.

## ACKNOWLEDGMENTS

This work was supported in part by the National Natural Science Foundation of China under Grants 62131003 and 62021001.



## REFERENCES

- [1] Mohamed Awad, Ahmed Elliethy, and Hussein A Aly. 2019. Adaptive near-infrared and visible fusion for fast image enhancement. *IEEE Transactions on Computational Imaging* 6 (2019), 408–418.
- [2] DM Bulanon, TF Burks, and V Alchanatis. 2009. Image fusion of visible and thermal images for fruit detection. *Biosystems engineering* 103, 1 (2009), 12–22.
- [3] Jianrui Cai, Shuhang Gu, and Lei Zhang. 2018. Learning a deep single image contrast enhancer from multi-exposure images. *IEEE Transactions on Image Processing* 27, 4 (2018), 2049–2062.
- [4] Jiawen Chen, Sylvain Paris, and Frédo Durand. 2007. Real-time edge-aware image processing with the bilateral grid. *ACM Transactions on Graphics* 26, 3 (2007), 103–es.
- [5] Yin Chen and Rick S Blum. 2009. A new automated quality assessment algorithm for image fusion. *Image and vision computing* 27, 10 (2009), 1421–1432.
- [6] Xin Deng and Pier Luigi Dragotti. 2020. Deep convolutional neural network for multi-modal image restoration and fusion. *IEEE transactions on pattern analysis and machine intelligence* 43, 10 (2020), 3333–3348.
- [7] Alexey Dosovitskiy, Lucas Beyer, Alexander Kolesnikov, Dirk Weissenborn, Xi-aohua Zhai, Thomas Unterthiner, Mostafa Dehghani, Matthias Minderer, Georg Heigold, Sylvain Gelly, et al. 2020. An image is worth 16x16 words: Transformers for image recognition at scale. *arXiv preprint arXiv:2010.11929* (2020).
- [8] Pablo A Estévez, Michel Tesmer, Claudio A Perez, and Jacek M Zurada. 2009. Normalized mutual information feature selection. *IEEE Transactions on neural networks* 20, 2 (2009), 189–201.
- [9] Yu Han, Yunze Cai, Yin Cao, and Xiaoming Xu. 2013. A new image fusion performance metric based on visual information fidelity. *Information fusion* 14, 2 (2013), 127–135.
- [10] Kaiming He, Jian Sun, and Xiaoou Tang. 2012. Guided image filtering. *IEEE transactions on pattern analysis and machine intelligence* 35, 6 (2012), 1397–1409.
- [11] Lingzhi He, Hongguang Zhu, Feng Li, Huihui Bai, Runmin Cong, Chunjie Zhang, Chunyu Lin, Meiqin Liu, and Yao Zhao. 2021. Towards fast and accurate real-world depth super-resolution: Benchmark dataset and baseline. In *CVPR*.
- [12] Andrew G Howard, Menglong Zhu, Bo Chen, Dmitry Kalenichenko, Weijun Wang, Tobias Weyand, Marco Andreetto, and Hartwig Adam. 2017. Mobilenets: Efficient convolutional neural networks for mobile vision applications. *arXiv preprint arXiv:1704.04861* (2017).
- [13] Jun Hu, Orazio Gallo, Kari Pulli, and Xiaobai Sun. 2013. HDR deghosting: How to deal with saturation?. In *CVPR*.
- [14] P Jagalingam and Arkal Vittal Hegde. 2015. A review of quality metrics for fused image. *Aquatic Procedia* 4 (2015), 133–142.
- [15] Xu Jia, Bert De Brabandere, Tinne Tuytelaars, and Luc V Gool. 2016. Dynamic filter networks. *Advances in neural information processing systems* 29 (2016).
- [16] Younghyun Jo, Seoung Wug Oh, Jaeyeon Kang, and Seon Joo Kim. 2018. Deep video super-resolution network using dynamic upsampling filters without explicit motion compensation. In *CVPR*.
- [17] Nima Khademi Kalantari, Ravi Ramamoorthi, et al. 2017. Deep high dynamic range imaging of dynamic scenes. *ACM Transactions on Graphics* 36, 4 (2017), 144–1.
- [18] Beomjun Kim, Jean Ponce, and Bumsu Ham. 2021. Deformable kernel networks for joint image filtering. *International Journal of Computer Vision* 129, 2 (2021), 579–600.
- [19] Soo Ye Kim, Hyeonjun Sim, and Munchul Kim. 2021. Koalanet: Blind super-resolution using kernel-oriented adaptive local adjustment. In *CVPR*.
- [20] Alex Krizhevsky, Ilya Sutskever, and Geoffrey E Hinton. 2017. Imagenet classification with deep convolutional neural networks. *Commun. ACM* 60, 6 (2017), 84–90.
- [21] Junyong Lee, Hyeonseoek Son, Jaesung Rim, Sunghyun Cho, and Seungyong Lee. 2021. Iterative filter adaptive network for single image defocus deblurring. In *CVPR*.
- [22] Sang-Woo Lee, Jin-Hwa Kim, Jaehyun Jun, Jung-Woo Ha, and Byoung-Tak Zhang. 2017. Overcoming catastrophic forgetting by incremental moment matching. *Advances in neural information processing systems* 30 (2017).
- [23] Hui Li, Li Li, and Jixiang Zhang. 2015. Multi-focus image fusion based on sparse feature matrix decomposition and morphological filtering. *Optics Communications* 342 (2015), 1–11.
- [24] Jinxing Li, Xiaobao Guo, Guangming Lu, Bob Zhang, Yong Xu, Feng Wu, and David Zhang. 2020. DRPL: Deep regression pair learning for multi-focus image fusion. *IEEE Transactions on Image Processing* 29 (2020), 4816–4831.
- [25] Yijun Li, Jia-Bin Huang, Narendra Ahuja, and Ming-Hsuan Yang. 2016. Deep joint image filtering. In *ECCV*.
- [26] Yijun Li, Jia-Bin Huang, Narendra Ahuja, and Ming-Hsuan Yang. 2019. Joint image filtering with deep convolutional networks. *IEEE transactions on pattern analysis and machine intelligence* 41, 8 (2019), 1909–1923.
- [27] Jingyun Liang, Jiezhong Cao, Guolei Sun, Kai Zhang, Luc Van Gool, and Radu Timofte. 2021. Swinir: Image restoration using swin transformer. In *Proceedings of the IEEE/CVF international conference on computer vision*. 1833–1844.
- [28] Yu Liu, Shuping Liu, and Zengfu Wang. 2015. A general framework for image fusion based on multi-scale transform and sparse representation. *Information fusion* 24 (2015), 147–164.
- [29] Yu Liu, Shuping Liu, and Zengfu Wang. 2015. Multi-focus image fusion with dense SIFT. *Information Fusion* 23 (2015), 139–155.
- [30] Ze Liu, Yutong Lin, Yue Cao, Han Hu, Yixuan Wei, Zheng Zhang, Stephen Lin, and Baining Guo. 2021. Swin transformer: Hierarchical vision transformer using shifted windows. In *Proceedings of the IEEE/CVF international conference on computer vision*. 10012–10022.
- [31] Zhen Liu, Yinglong Wang, Bing Zeng, and Shuaicheng Liu. 2022. Ghost-free High Dynamic Range Imaging with Context-aware Transformer. In *ECCV*.
- [32] Jiayi Ma, Chen Chen, Chang Li, and Jun Huang. 2016. Infrared and visible image fusion via gradient transfer and total variation minimization. *Information Fusion* 31 (2016), 100–109.
- [33] Jiayi Ma, Linfeng Tang, Fan Fan, Jun Huang, Xiaoguang Mei, and Yong Ma. 2022. SwinFusion: Cross-domain long-range learning for general image fusion via swin transformer. *IEEE/CAA Journal of Automatica Sinica* 9, 7 (2022), 1200–1217.
- [34] Kede Ma, Zhengfeng Duanmu, Hanwei Zhu, Yuming Fang, and Zhou Wang. 2019. Deep guided learning for fast multi-exposure image fusion. *IEEE Transactions on Image Processing* 29 (2019), 2808–2819.
- [35] Kede Ma, Hui Li, Hongwei Yong, Zhou Wang, Deyu Meng, and Lei Zhang. 2017. Robust multi-exposure image fusion: a structural patch decomposition approach. *IEEE Transactions on Image Processing* 26, 5 (2017), 2519–2532.
- [36] Ben Mildenhall, Jonathan T Barron, Jiawen Chen, Dillon Sharlet, Ren Ng, and Robert Carroll. 2018. Burst denoising with kernel prediction networks. In *CVPR*.
- [37] Mansour Nejadi, Shadrokh Samavi, and Shahram Shirani. 2015. Multi-focus image fusion using dictionary-based sparse representation. *Information Fusion* 25 (2015), 72–84.
- [38] Yuzhen Niu, Jianbin Wu, Wenxi Liu, Wenzhong Guo, and Rynson WH Lau. 2021. Hdr-gan: Hdr image reconstruction from multi-exposed ldr images with large motions. *IEEE Transactions on Image Processing* 30 (2021), 3885–3896.
- [39] Zhihong Pan, Baopu Li, Dongliang He, Mingde Yao, Wenhao Wu, Tianwei Lin, Xin Li, and Errui Ding. 2022. Towards bidirectional arbitrary image rescaling: Joint optimization and cycle idempotence. In *Proceedings of the IEEE/CVF Conference on Computer Vision and Pattern Recognition*. 17389–17398.
- [40] K Ram Prabhakar, V Sai Srikar, and R Venkatesh Babu. 2017. Deepfuse: A deep unsupervised approach for exposure fusion with extreme exposure image pairs. In *ICCV*.
- [41] J Wesley Roberts, Jan A Van Aardt, and Fethi Babikker Ahmed. 2008. Assessment of image fusion procedures using entropy, image quality, and multispectral classification. *Journal of Applied Remote Sensing* 2, 1 (2008), 023522.
- [42] Pradeep Sen, Nima Khademi Kalantari, Maziar Yaesoubi, Soheil Darabi, Dan B Goldman, and Eli Shechtman. 2012. Robust patch-based hdr reconstruction of dynamic scenes. *ACM Trans. Graph.* 31, 6 (2012), 203–1.
- [43] Jianbing Shen, Ying Zhao, Shuicheng Yan, Xuelong Li, et al. 2014. Exposure fusion using boosting Laplacian pyramid. *IEEE Trans. Cybern.* 44, 9 (2014), 1579–1590.
- [44] Rui Shen, Irene Cheng, Jianbo Shi, and Anup Basu. 2011. Generalized random walks for fusion of multi-exposure images. *IEEE Transactions on Image Processing* 20, 12 (2011), 3634–3646.
- [45] Nathan Silberman, Derek Hoiem, Pushmeet Kohli, and Rob Fergus. 2012. Indoor segmentation and support inference from rgb-d images. *ECCV* (2012).
- [46] Irwin Sobel, Gary Feldman, et al. 1968. A 3x3 isotropic gradient operator for image processing. *a talk at the Stanford Artificial Project in* (1968), 271–272.
- [47] Hang Su, Varun Jampani, Deqing Sun, Orazio Gallo, Erik Learned-Miller, and Jan Kautz. 2019. Pixel-adaptive convolutional neural networks. In *CVPR*.
- [48] Carlo Tomasi and Roberto Manduchi. 1998. Bilateral filtering for gray and color images. In *ICCV*. IEEE, 839–846.
- [49] Ashish Vaswani, Noam Shazeer, Niki Parmar, Jakob Uszkoreit, Llion Jones, Aidan N Gomez, Lukasz Kaiser, and Illia Polosukhin. 2017. Attention is all you need. *Advances in neural information processing systems* 30 (2017).
- [50] Zhou Wang, Alan C Bovik, Hamid R Sheikh, and Eero P Simoncelli. 2004. Image quality assessment: from error visibility to structural similarity. *IEEE transactions on image processing* 13, 4 (2004), 600–612.
- [51] Shangzhe Wu, Jiarui Xu, Yu-Wing Tai, and Chi-Keung Tang. 2018. Deep high dynamic range imaging with large foreground motions. In *ECCV*.
- [52] Han Xu, Jiayi Ma, Junjun Jiang, Xiaojie Guo, and Haibin Ling. 2020. U2Fusion: A unified unsupervised image fusion network. *IEEE Transactions on Pattern Analysis and Machine Intelligence* 44, 1 (2020), 502–518.
- [53] Han Xu, Jiayi Ma, and Xiao-Ping Zhang. 2020. MEF-GAN: Multi-exposure image fusion via generative adversarial networks. *IEEE Transactions on Image Processing* 29 (2020), 7203–7216.
- [54] Jingjing Xu, Xu Sun, Zhiyuan Zhang, Guangxiang Zhao, and Junyang Lin. 2019. Understanding and improving layer normalization. *Advances in Neural Information Processing Systems* 32 (2019).
- [55] Ruikang Xu, Zeyu Xiao, Jie Huang, Yueyi Zhang, and Zhiwei Xiong. 2021. EDPN: Enhanced Deep Pyramid Network for Blurry Image Restoration. In *Proceedings of the IEEE/CVF Conference on Computer Vision and Pattern Recognition (CVPR) Workshops*. 414–423.

- [56] Ruikang Xu, Zeyu Xiao, Mingde Yao, Yueyi Zhang, and Zhiwei Xiong. 2021. Stereo video super-resolution via exploiting view-temporal correlations. In *Proceedings of the 29th ACM International Conference on Multimedia*. 460–468.
- [57] Ruikang Xu, Mingde Yao, and Zhiwei Xiong. 2023. Zero-Shot Dual-Lens Super-Resolution. In *Proceedings of the IEEE/CVF Conference on Computer Vision and Pattern Recognition*. 9130–9139.
- [58] Shuang Xu, Xiaoli Wei, Chunxia Zhang, Junmin Liu, and Jiangshe Zhang. 2020. MFFW: A new dataset for multi-focus image fusion. *arXiv preprint arXiv:2002.04780* (2020).
- [59] C. Xydeas and Vladimir Petrovic. 2000. Objective image fusion performance measure. *Electronics Letters* 36 (03 2000), 308 – 309. <https://doi.org/10.1049/el:20000267>
- [60] Qingsen Yan, Dong Gong, Qinfeng Shi, Anton van den Hengel, Chunhua Shen, Ian Reid, and Yanning Zhang. 2019. Attention-guided network for ghost-free high dynamic range imaging. In *CVPR*.
- [61] Zizheng Yang, Mingde Yao, Jie Huang, Man Zhou, and Feng Zhao. 2022. SIR-Former: Stereo Image Restoration Using Transformer. In *Proceedings of the 30th ACM International Conference on Multimedia*. 6377–6385.
- [62] Mingde Yao, Zhiwei Xiong, Lizhi Wang, Dong Liu, and Xuejin Chen. 2019. Spectral-depth imaging with deep learning based reconstruction. *Optics express* 27, 26 (2019), 38312–38325.
- [63] Syed Waqas Zamir, Aditya Arora, Salman Khan, Munawar Hayat, Fahad Shahbaz Khan, and Ming-Hsuan Yang. 2022. Restormer: Efficient transformer for high-resolution image restoration. In *Proceedings of the IEEE/CVF Conference on Computer Vision and Pattern Recognition*. 5728–5739.
- [64] Friedemann Zenke, Ben Poole, and Surya Ganguli. 2017. Continual learning through synaptic intelligence. In *International conference on machine learning*. PMLR, 3987–3995.
- [65] Hao Zhang, Zhuliang Le, Zhenfeng Shao, Han Xu, and Jiayi Ma. 2021. MFF-GAN: An unsupervised generative adversarial network with adaptive and gradient joint constraints for multi-focus image fusion. *Information Fusion* 66 (2021), 40–53.
- [66] Hao Zhang, Han Xu, Yang Xiao, Xiaojie Guo, and Jiayi Ma. 2020. Rethinking the image fusion: A fast unified image fusion network based on proportional maintenance of gradient and intensity. In *AAAI*.
- [67] Jing Zhang, Deng-Ping Fan, Yuchao Dai, Xin Yu, Yiran Zhong, Nick Barnes, and Ling Shao. 2021. RGB-D saliency detection via cascaded mutual information minimization. In *Proceedings of the IEEE/CVF International Conference on Computer Vision*. 4338–4347.
- [68] Xingchen Zhang. 2021. Benchmarking and comparing multi-exposure image fusion algorithms. *Information Fusion* (2021), 111–131.
- [69] Yulun Zhang, Kungpeng Li, Kai Li, Lichen Wang, Bineng Zhong, and Yun Fu. 2018. Image super-resolution using very deep residual channel attention networks. In *Proceedings of the European conference on computer vision (ECCV)*. 286–301.
- [70] Yu Zhang, Yu Liu, Peng Sun, Han Yan, Xiaolin Zhao, and Li Zhang. 2020. IFCNN: A general image fusion framework based on convolutional neural network. *Information Fusion* 54 (2020), 99–118.
- [71] Zixiang Zhao, Jiangshe Zhang, Shuang Xu, Zudi Lin, and Hanspeter Pfister. 2022. Discrete cosine transform network for guided depth map super-resolution. In *CVPR*.
- [72] Man Zhou, Keyu Yan, Jie Huang, Zihe Yang, Xueyang Fu, and Feng Zhao. 2022. Mutual information-driven pan-sharpening. In *CVPR*.
- [73] Shangchen Zhou, Jiawei Zhang, Jinshan Pan, Haozhe Xie, Wangmeng Zuo, and Jimmy Ren. 2019. Spatio-temporal filter adaptive network for video deblurring. In *ICCV*.
- [74] Zhiqiang Zhou, Sun Li, and Bo Wang. 2014. Multi-scale weighted gradient-based fusion for multi-focus images. *Information Fusion* 20 (2014), 60–72.