

# From Quantity to Quality: Boosting LLM Performance with Self-Guided Data Selection for Instruction Tuning

Ming Li<sup>1,2</sup>, Yong Zhang<sup>1</sup>, Zhitao Li<sup>1</sup>, Jiuhai Chen<sup>2</sup>, Lichang Chen<sup>2</sup>, Ning Cheng<sup>1</sup>,  
Jianzong Wang<sup>1†</sup>, Tianyi Zhou<sup>2‡</sup>, Jing Xiao<sup>1</sup>

<sup>1</sup>Ping An Technology (Shenzhen) Co., Ltd., China

<sup>2</sup>University of Maryland

{minglii, tianyi}@umd.edu, jzwang@188.com

## Abstract

In the realm of Large Language Models, the balance between instruction data quality and quantity has become a focal point. Recognizing this, we introduce a self-guided methodology for LLMs to autonomously discern and select cherry samples from vast open-source datasets, effectively minimizing manual curation and potential cost for instruction tuning an LLM. Our key innovation, the Instruction-Following Difficulty (IFD) metric, emerges as a pivotal tool to identify discrepancies between a model’s expected responses and its autonomous generation prowess. Through the adept application of IFD, cherry samples are pinpointed, leading to a marked uptick in model training efficiency. Empirical validations on renowned datasets like Alpaca and WizardLM underpin our findings; with a mere 10% of conventional data input, our strategy showcases improved results. This synthesis of self-guided cherry-picking and the IFD metric signifies a transformative leap in the optimization of LLMs, promising both efficiency and resource-conscious advancements. Codes, data, and models are available.<sup>1</sup>

## Introduction

Large Language Models (LLMs) have revolutionized the landscape of artificial intelligence (Touvron et al. 2023a,b; Penedo et al. 2023; Scao et al. 2022). Notable models such as GPT-3 (Brown et al. 2020) and GPT-4 (OpenAI 2023) leverage extensive datasets and advanced training methodologies to exhibit high-level text understanding and generation capabilities. The applications of these models extend across diverse domains, including interactive systems, automated content generation, and support for scientific inquiries.

To optimize the performance of LLMs in specific tasks or domains, the adaptation of their outputs to specific contexts or instructions is essential. The technique of instruction tuning serves this purpose (Wei et al. 2022; Longpre et al. 2023). It operates by supplying the LLM with explicit training directives to produce outputs that are more congruent with the desired outcomes. A well-formulated instruction or

prompt provides essential contextual information, refining the model’s capability to generate relevant and task-specific outputs (Taori et al. 2023; Ouyang et al. 2022). This methodology enhances the model’s generalization to novel tasks and augments its alignment with user-defined objectives.

While conventionally, instruction tuning is predominantly relied on amassing vast datasets. A seminal revelation from the LIMA (Zhou et al. 2023) highlights the art of instruction tuning: rather than a sheer volume of data, it’s the quality of the data that dictates the model’s performance. LIMA’s findings emphasize that even a limited amount of manually curated, high-quality data can elevate the model’s instruction-following prowess. This insight presents both an opportunity and a challenge. While it underscores the efficacy of data overabundance, the question of how to automatically identify high-quality data from a vast ocean of available datasets remains under-investigated.

To bridge this gap, our study puts forth a method for autonomously sifting through expansive open-source datasets to discover the most impactful training samples. We coin these samples as “cherry data”, designating those data fragments that hold the potential to exponentially enhance LLM instruction tuning. At the heart of our research is the hypothesis that during their preliminary training stages with carefully chosen instruction data, LLMs can develop an intrinsic capability to discern instructions. This foundational understanding equips them with the discernment to assess the quality of broader datasets thus making it possible to estimate the instruction-following difficulty in a self-guided manner.

Our methodology encompasses a self-guided approach to extract cherry data from the target dataset, subsequently training a more refined cherry model. This process pivots from the prevailing data quantity emphasis to prioritizing data quality. Initially, the model is familiarized with a fraction of the target dataset during the “Learning from Brief Experience” phase. This preliminary knowledge paves the way for the subsequent “Evaluating Based on Experience” phase, where we meticulously evaluate the model’s response generation. To estimate the difficulty of a given example, we propose a novel metric called Instruction-Following Difficulty (IFD) score in which both models’ capability to generate a response to a given instruction and the models’ capability to generate a response directly are measured and com-

<sup>1</sup>This work was done when Ming Li interned at Ping An Technology (Shenzhen) Co., Ltd., China.

<sup>†</sup>Corresponding authors: Jianzong Wang (jzwang@188.com) and Tianyi Zhou (tianyi@umd.edu).

<sup>1</sup>[https://github.com/MingLi000/Cherry\\_LLM](https://github.com/MingLi000/Cherry_LLM)

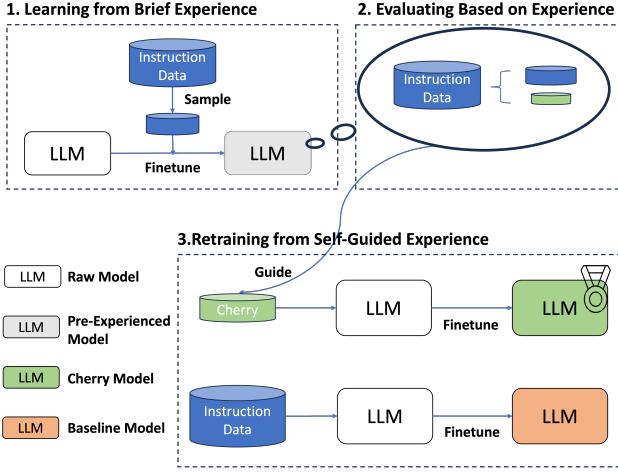


Figure 1: Overview of our proposed method.

pared. By calculating Instruction-Following Difficulty (IFD) scores, we quantify the challenge each sample presents to the model. Harnessing these insights, the “Retraining from Self-Guided Experience” phase utilizes cherry data with standout IFD scores to hone the model, culminating in our superior cherry models. The net result is a model that aligns more adeptly with instructions, ensuring enhanced performance. This self-guided approach starkly contrasts with existing techniques (Chen et al. 2023), which typically engage external models for data curation.

Extensive experimental results validate the efficacy of our method. By applying our methodology to the Alpaca and WizardLM instruction tuning datasets, our model outperforms the official Alpaca model with only approximately 5% data selected and outperforms the reimplemented WizardLM model with approximately 10% data selected.

The key contributions of this paper are threefold:

- We propose a self-guided approach enabling models to autonomously “select cherry data” from vast open-source datasets. This innovation minimizes manual curation and optimizes the use of existing data resources, reducing costs and streamlining training.
- We introduce the Instruction-Following Difficulty (IFD) metric as a tool to identify gaps in a model’s responses versus its autonomous generation capability. Using the IFD metric, we can pinpoint these cherry samples, optimizing model training efficiency.
- Backed by validation on datasets like Alpaca and WizardLM, our strategy demonstrates enhanced outcomes with only 10% of the typical data input, emphasizing our approach’s efficiency and transformative impact.

## Methodology

As illustrated in Figure 1, our methodology is divided into three core phases: Learning from Brief Experience, Evaluating Based on Experience, and Retraining from Self-Guided Experience. The initial phase emphasizes equipping the model with a basic instruction-following capability using select portions of the dataset. The subsequent phase introduces

a novel metric to evaluate the instruction-following difficulty score of each sample based on the previously trained pre-experienced model. Finally, after obtaining difficulty scores in the target dataset, the cherry samples are defined and sampled to train our final model, which we call the cherry models. In our experiments, the underlying model used is the Meta LLaMA (Touvron et al. 2023a), complemented by the target dataset.

### Learning from Brief Experience

This phase aims to equip the initial model with a basic instruction-following capability by forcing the model to first experience a subset of the target dataset. Specifically, for the initial full target dataset,  $D_0$  contains  $n$  triplets  $x = (Instruction, [Input], Answer)$ , we define the string  $Question = map(Instruction, [Input])$  as the complete instruction. The  $map$  function is aligned with the original target dataset. Each word in  $Question(Q)$  and  $Answer(A)$  is denoted as  $x_i^Q$  and  $x_i^A$  respectively. Let  $LLM_\theta$  denote the LLM we use and  $\theta$  represent the weight of LLMs, specifically,  $\theta_0$  represents the pre-trained base LLM model. Then the instruction embeddings for each sample  $x_j$  are obtained by:

$$[h_{j,1}^Q, \dots, h_{j,m}^Q] = LLM_{\theta_0}(w_{j,1}^Q, \dots, w_{j,m}^Q) \quad (1)$$

$$h_j^Q = \frac{\sum_{i=1}^m h_{j,i}^Q}{m} \quad (2)$$

where  $w_{j,i}^Q$  represents the  $i_{th}$  word of  $Question$  strings of sample  $j$  and  $h_{j,i}^Q$  represents its corresponding last hidden states.

To ensure the diversity of instructions exposed to the initial model, the basic clustering technique K-Means on these instruction embeddings is utilized. Motivated by LIMA’s finding, we are motivated to make this experience process as brief as possible by sampling only a few instances in each cluster which we call pre-experienced samples. Specifically, we generate 100 clusters on instruction embeddings and sample 10 instances in each cluster. Then the initial model is trained for only 1 epoch with these samples to obtain our brief pre-experienced model.

### Evaluating Based on Experience

In the instruction-tuning process, the loss of a sample pair  $(Q, A)$  is calculated by continuously predicting the next tokens given the instruction  $Q$  and their proceeding words:

$$L_\theta(A|Q) = \frac{1}{N} \sum_{i=1}^N \log P(w_i^A | Q, w_1^A, w_2^A, \dots, w_{i-1}^A; \theta) \quad (3)$$

where  $N$  is the number of words of the ground-truth answer  $A$ . We denote this averaged cross-entropy loss as the **Conditioned Answer Score**  $s_\theta(A|Q) = L_\theta(A|Q)$ . This metric evaluates the model’s capability to generate appropriate responses based on provided instructions. It measures the extent to which the model’s output aligns with both the instruction and the corresponding correct answer.

Under this circumstance, a higher  $s_\theta(A|Q)$  does not mean a harder instruction to follow, it may simply be caused by

the inherent factor of string  $A$  itself. In the pre-LLM era, when models are required to learn both the knowledge and instruction-following ability during finetuning, it is reasonable to simply use  $s_\theta(A|Q)$  as an indicator for the difficulty of a sample. However, things change a little for current LLMs, which have learned most of the knowledge in the pre-training phase and only need to learn to align and follow the instructions. To estimate the difficulty of following instructions of a given sample, we introduce the **Direct Answer Score**  $s_\theta(A)$ :

$$s_\theta(A) = \frac{1}{N} \sum_{i=1}^N \log P(w_i^A | w_1^A, \dots, w_{i-1}^A; \theta). \quad (4)$$

which measures LLM’s ability to generate this answer alone. This metric gauges the inherent difficulty or challenge posed by the answer in isolation, without the contextual guidance from its corresponding instruction. A higher direct answer score may suggest that the answer is inherently more challenging or intricate for the model to generate.

Further, analyzing the balance between a sample’s inherent challenge and the model’s capabilities in following it sheds light on the intricacies of estimating the difficulty of the instruction of a given sample. Specifically, we try to estimate the **Instruction-Following Difficulty (IFD)** scores  $r_\theta(Q, A)$  on following instruction of a given  $(Q, A)$  pairs by calculating the ratio between  $s_\theta(A)$  and  $s_\theta(A|Q)$ :

$$r_\theta(Q, A) = \frac{s_\theta(A|Q)}{s_\theta(A)} \quad (5)$$

Under this circumstance, the influence of LLM’s intrinsic ability to fit the answer string is partially alleviated. The score measures the degree how a given instruction benefits the alignment of the corresponding response. High IFD scores infer the inability of the model to align responses to the given corresponding instructions, which in turn indicates the difficulty of an instruction. It is worth noting that this  $r_\theta(Q, A)$  is a model-specific value, and we use our pre-experienced model to obtain all these values in the target dataset.

### Retraining from Self-Guided Experience

After labeling every instance in the target dataset, samples sorted by their IFD scores can be obtained. Motivated by previous work (Xu et al. 2023) which emphasizes the difficulty of samples, we define those with relatively higher IFD scores as the cherry samples. Moreover, the dense scores from our method provide better flexibility in deciding how much data to be used. Then these cherry samples are used upon initial pre-trained LLM to obtain the cherry models. The whole process is in a self-guided manner and no external models are required.

## Experimental Setup

### Datasets

**Training Datasets** The Alpaca dataset (Taori et al. 2023) from Stanford University, encompasses 52002 instruction-following samples. Developed using the self-instruct (Wang et al. 2023b) approach with text-davinci-003, this dataset

signified early efforts in instruction tuning with the LLaMA model. Though initially competitive, its dependence on text-davinci-003 posed data quality concerns. WizardLM dataset (Xu et al. 2023) leverages the Evol-Instruct algorithm, introducing two key evolution pathways: “In-depth Evolving” and “In-breadth Evolving”. These pathways allow a base instruction to mature either in complexity or breadth. Furthermore, the incorporation of ChatGPT during the reformulation guarantees high fidelity of data. Of its 250,000 instructions, we primarily utilized the WizardLM-7b subset, consisting of 70,000 samples.

**Test Datasets** To ensure comprehensive and unbiased assessment, we employed 5 diverse test sets: Vicuna (Chiang et al. 2023), Koala (Vu et al. 2023), WizardLM (Xu et al. 2023), Self-instruct (Wang et al. 2023b), and LIMA (Zhou et al. 2023). These test sets contain approximately 1000 human curated instructions, closed-domain or closed-domain for different tasks from different sources. Among them, Vicuna and WizardLM further provide the specific sub-category for each instruction, making it possible for in-depth analysis. Although all of these test sets are introduced to guarantee the variety of testing, we select all of these sets to offer a broader palette of instruction types than the typical one or two test sets.

### Implementation Details

Rooted in the Llama-7b pre-trained model, our training framework aligns with protocols from Alpaca and WizardLM datasets. The Adam optimizer (Kingma and Ba 2017), with a  $2 \times 10^{-5}$  learning rate and a batch size of 128, steers the training across three epochs. Our pre-experienced models, however, undergo just a single epoch of training. Training on the Alpaca dataset necessitated a max input length of 512. For WizardLM, we opted for a 1024 input length due to hardware constraints while its original model used 2048, which offers an inherent edge to the original model. Another challenge with WizardLM was “AI censure” instances. Taking a leaf from the Vicuna strategy, we filtered these samples, resulting in a streamlined WizardLM subset with 63655 entries. Our data selection methodology was then applied to this subset. Samples with IFD scores higher than 1 will be filtered out before selection.

### Evaluation Metric

Assessing the instruction-following capabilities of LLMs is challenging. While extensive research is dedicated to creating automated evaluation metrics for LLMs (Chang et al. 2023), human judgment remains unmatched. However, it’s both labor-intensive and potentially influenced by biases. Leveraging the recent advancements in independent LLM evaluations (Zheng et al. 2023; Chiang et al. 2023; Li et al. 2023), we utilize GPT4 and ChatGPT for comparative evaluations. Following (Chen et al. 2023), for each instruction in the test dataset, models that need to be compared are prompted to generate responses respectively. Then an API model, either GPT4 or ChatGPT, assigns scores for their responses. The model is regarded to be better in this dataset only if its answer is preferred by the judging model.

In the evaluation, each model’s response is rated by the judge on a scale from 1 to 10, reflecting attributes like relevance and accuracy. To further address the positional bias (Ko et al. 2020; Wang et al. 2023a), we send the responses of two models to the judge twice with different orders and compare their scores. Thus we define one model to be seen as winning only if it does not lose in both the ordering, specifically:

- **Wins:** outperforms in both or wins in one and ties in the other.
- **Tie:** ties in both or wins in one and loses in the other.
- **Losses:** lags in both or ties in one and loses in the other.

This evaluation serves as the foundation of our experimental outcomes.

## Experimental Results

### Main Results

In this section, we present our primary results in Figure 2. (a) our model trained with only approximately 5% of the original Alpaca data beats the Alpaca model trained with full data. (b) our model trained with only approximately 10% of the original WizardLM data beats the reimplemented WizardLM model under the same training configuration which is described in the Implementation Details.

Moreover, we craft subsets containing the top 5%, 10%, 15%, and 20% of the target datasets and train models on these distinct subsets, enabling us to investigate the performance changes. As shown in Figure 3, we draw the overall winning rate changes across the data growth, which is calculated as  $(\text{Num}(\text{Win}) - \text{Num}(\text{Lose})) / \text{Num}(\text{All}) + 1$ , providing a direct indicator on the comparison with the full-data trained models. A consistent observation across both datasets is that with merely 10% of selectively chosen data, our models manage to exceed the results of models trained on the full dataset. These findings not only highlight the efficiency of our data selection strategy but also underscore the potential of training powerful models with significantly reduced data requirements. By validating our approach on the renowned Alpaca dataset and the more intricate WizardLM dataset, we emphasize the wide applicability and robustness of our proposed method.

### Performance across Sub-Categories

To evaluate the performance variations of our model, we scrutinize the capabilities across diverse instruction tasks. To accomplish this, we compare the response of our cherry models, trained with 5% Alpaca data and 10% WizardLM data, to their corresponding comparing models, the official Alpaca and the reimplemented WizardLM across sub-categories in the WizardLM and Vicuna test sets, as displayed in Table 1 and Table 2.

Our cherry model trained on Alpaca data exhibits superior or at least comparable performance to the official Alpaca model on most of the subcategories in the Vicuna and WizardLM test sets. Notably, exceptions are observed in the Math and Coding categories, corroborating the observations made by (Chen et al. 2023). We surmise that the base 7B

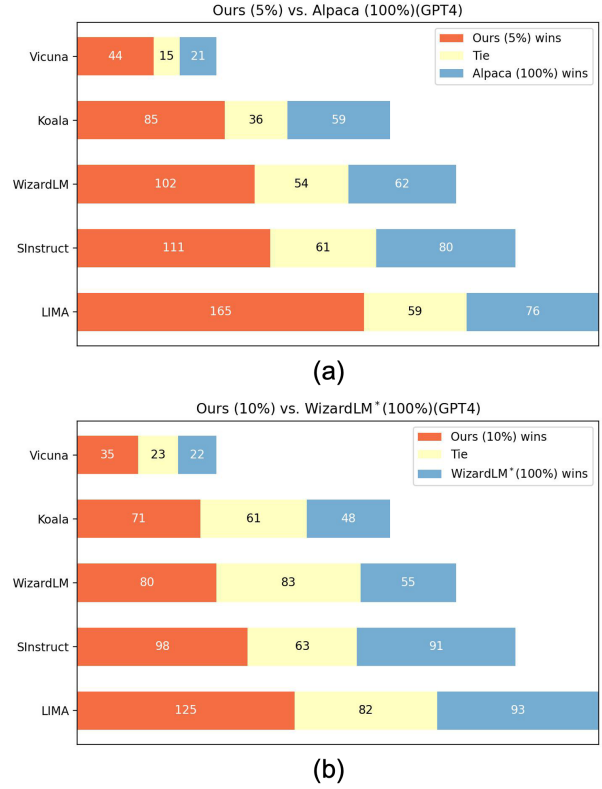


Figure 2: Comparing our models trained on selected data with models trained on full data. (a) Comparison between our model with 5% Alpaca data and the official Alpaca model. (b) Comparison between our model with 10% WizardLM data and the reimplemented WizardLM model. Both (a) and (b) use GPT4 as the judge. Each horizontal bar represents a comparison in a specific test set.

models inherently perform sub-optimally on these two tasks, necessitating a greater volume of data samples to effectively learn the alignment.

Our cherry model trained on WizardLM data also has a better or comparable performance compared with the reimplemented WizardLM model on most of the subcategories. Specifically, Our model underperforms in Math, Code, Complex Format, and Counterfactual. The main reason our model loses in these categories is the abundance of training data for these categories in the original dataset and the supreme abilities of the original WizardLM in these tasks, which is mentioned in (Xu et al. 2023). As a consequence, when we reduce the number of data used, our model can not be trained on these data-needed categories as much as the original model, thus leading to a relatively incomparable performance.

### Ablation on Cherry Data Selection

**Data Randomly Selected** We train various LLaMa-7B models using randomly chosen data and juxtaposed their performance with that of our models, which employed a difficulty ratio. As shown in Figure 4 (labeled as *Random*),



	Math	Coding	Writing	Generic	Knowledge	Roleplay	Common-sense	Fermi	Counterfactual
Alpaca	<b>0.33 / 0.33 / 0.33</b>	0.14 / <b>0.43 / 0.43</b>	<b>0.60</b> / 0.20 / 0.20	<b>0.60</b> / 0.10 / 0.30	<b>0.60</b> / 0.20 / 0.20	<b>0.60</b> / 0.10 / 0.30	<b>0.60</b> / 0.20 / 0.30	<b>0.50</b> / 0.20 / 0.20	<b>0.70</b> / 0.10 / 0.20
WizardLM	0.00 / 0.33 / <b>0.67</b>	0.00 / 0.29 / <b>0.71</b>	<b>0.60</b> / 0.20 / 0.20	<b>0.40 / 0.40</b> / 0.20	<b>0.70</b> / 0.30 / 0.00	<b>0.40</b> / 0.30 / 0.30	<b>0.70</b> / 0.30 / 0.00	<b>0.50</b> / 0.30 / 0.20	0.20 / 0.20 / <b>0.60</b>

Table 1: The comparison between our cherry models and their corresponding comparing models on sub-categories in Vicuna test sets, using GPT4 as the judge.

	Math	CodeGeneration	Writing	Computer	Reasoning	ComplexFormat	CodeDebug	CommonSense	Counterfactual
Alpaca	0.21 / 0.37 / <b>0.42</b>	0.28 / 0.33 / <b>0.39</b>	<b>0.56</b> / 0.17 / 0.28	<b>0.40</b> / 0.33 / 0.27	0.31 / <b>0.54</b> / 0.15	<b>0.50</b> / 0.25 / 0.25	<b>0.50</b> / <b>0.50</b> / 0.00	<b>0.55</b> / 0.11 / 0.33	<b>1.00</b> / 0.00 / 0.00
WizardLM	<b>0.42</b> / 0.37 / 0.21	0.33 / 0.28 / <b>0.39</b>	<b>0.50</b> / 0.44 / 0.06	0.33 / <b>0.40</b> / 0.27	<b>0.38</b> / 0.23 / <b>0.38</b>	0.25 / 0.25 / <b>0.50</b>	<b>0.40</b> / <b>0.40</b> / 0.20	<b>0.56</b> / 0.44 / 0.00	0.00 / 0.38 / <b>0.62</b>
	Multilingual	Roleplay	Biology	Technology	Ethics	TruthfulQA	Sport	Law	Medicine
Alpaca	0.29 / 0.29 / <b>0.42</b>	<b>0.67</b> / 0.17 / 0.17	<b>0.50</b> / 0.00 / <b>0.50</b>	<b>0.83</b> / 0.17 / 0.00	<b>0.67</b> / 0.00 / 0.33	<b>0.60</b> / 0.00 / 0.40	<b>1.00</b> / 0.00 / 0.00	0.40 / 0.00 / <b>0.60</b>	<b>0.80</b> / 0.00 / 0.20
WizardLM	0.14 / <b>0.71</b> / 0.14	<b>0.33</b> / <b>0.33</b> / <b>0.33</b>	0.17 / <b>0.50</b> / 0.33	<b>0.50</b> / <b>0.50</b> / 0.00	0.17 / <b>0.83</b> / 0.00	<b>0.80</b> / 0.20 / 0.00	0.20 / <b>0.60</b> / 0.20	0.20 / <b>0.60</b> / 0.20	<b>0.80</b> / 0.00 / 0.20

Table 2: The comparison between our cherry models and their corresponding comparing models on sub-categories in WizardLM test sets, using GPT4 as the judge.

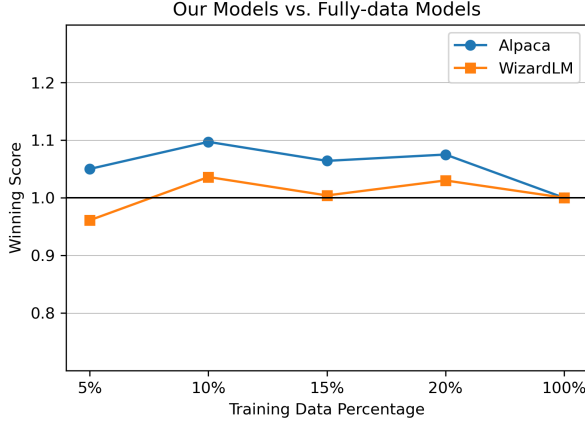


Figure 3: The overall winning score changes over data growth comparing our models with corresponding full-data models. The winning score is calculated as  $(\text{Num}(\text{Win}) - \text{Num}(\text{Lose})) / \text{Num}(\text{All}) + 1$ . The Number of Wins, Losses, and All are calculated across all five test sets we used. When the value is higher than 1.0, it means this model performs better than the comparison. All the comparison in this figure is performed by ChatGPT.

models trained on 5%, 10%, or 15% random data consistently underperformed against the official Alpaca model. Notably, with an equivalent amount of data, our model surpasses the performance of models using randomly selected data, underlining our method’s superiority.

**Data with Low IFD Score** In this experiment, we aim to underscore the efficacy of our proposed IFD score. We train a model using data chosen based on low IFD scores on the pre-experienced model, a direct antithesis to our primary experimental setting. As illustrated in Figure 4 (labeled as *Low IFD score*), models trained using low IFD scores render sub-par performance. This observation highlights the prowess of our metric in sifting through high-quality data: a higher score consistently yields superior results compared to the baseline, while a lower score deteriorates the model’s intrinsic performance.

**Data with High CA Scores** For this comparison, we juxtapose our model against one trained on data selected by higher Conditioned Answer scores which is equivalent to counting on the loss. As Figure 4 (labeled as *High CA score*)

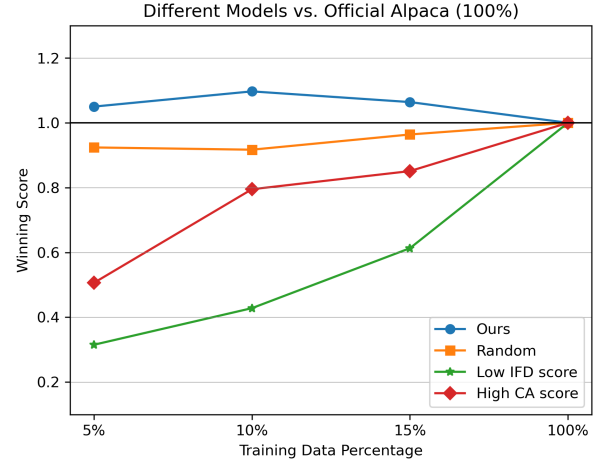


Figure 4: The overall winning score changes over data growth comparing models using different data selection strategies with the official Alpaca model. All the comparison in this figure is performed by ChatGPT.

elucidates, models in this group trail the official Alpaca model significantly. The salient difference between these models and ours rests on the elimination of Direct Answer scores. In models relying solely on CA scores, the underlying comprehension of the pre-trained LLM towards original answer texts isn’t factored in, rendering high CA scores ineffective in gauging the intricate nuances of the instruction following.

## Ablation on Pre-Experienced Data Selection

**Number of Pre-Experience Data** Following the findings from LIMA that 1000 high-quality samples are enough to train a reasonably good model, we set the amount of data used for our pre-experienced model as 1000. However, it is still under-investigated how many data samples are required to equip the model with basic instruction-following ability. Thus this section analyzes the significance of employing experience-augmented models and how the number of pre-experienced data affects the final performance of our cherry models. For these comparisons, we conduct the experiments where 0, 100, 300, and 500 pre-experienced samples are utilized to train the pre-experienced models for 1 epoch. Using 0 pre-experienced samples represents direct use of the ini-

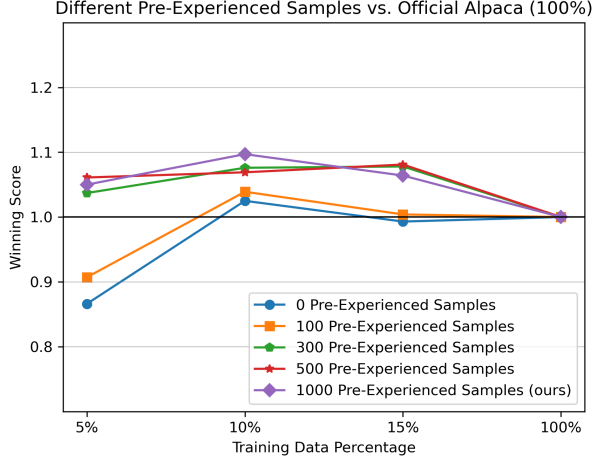


Figure 5: The overall winning score changes over data growth comparing models with different numbers of pre-experienced samples with the official Alpaca model. All the comparison in this figure is performed by ChatGPT.

tial raw model as the pre-experienced model. We calculate the IFD scores from these different pre-experienced models and select the top 5%, 10%, and 15% samples for training while keeping other experimental conditions constant.

As depicted in Figure 5 *0 Pre-Experienced Samples*, when no pre-experienced samples are utilized, the corresponding cherry models have the least performance. These results underline the indispensability of an experience-augmented model equipped with foundational instruction-following capabilities. Moreover, even in the absence of a pre-experienced model, our IFD score remains effective in identifying optimal training data as it outperforms the Alpaca model when using 10% of the data. When 100 samples are utilized as shown in *100 Pre-Experienced Samples*, the corresponding cherry models are slightly better than no samples used but with a similar trend, which indicates that 100 samples are not enough for the model to acquire the basic instruction-following ability. When adding the number of pre-experienced samples to 300, a distinct performance gain is discovered, and further addition of samples does not make the performance of corresponding cherry models better. We hypothesize this is when the model is equipped with the basic instruction-following capability and thus can better illustrate the instruction-following score of each instance.

**Distribution of Pre-Experience Data** To better illustrate what kinds of data are required in the pre-experience process, extensive experiments are conducted where we selected 1000 pre-experienced samples by calculating the IFD scores based on the initial raw model and utilized these samples to train the pre-experienced model and further get the cherry samples and the cherry model. Different from our main method where the pre-experienced samples are selected based on the diversity of instruction distribution, this experiment is used to figure out what is the better strategy for the pre-experienced model, considering the diver-

sity of instructions or difficulty of instructions. The performance of using 5%, 10%, and 15% cherry data is shown in TABLE 3 compared with the Alpaca model. Comparing these two strategies considering embedding distributions or instruction difficulties, they both surpass the Alpaca model and are comparable to each other, indicating the effectiveness of both strategies and further proving that our IFD metric is robust across different pre-experienced models. This experiment further illustrates that what matters is this pre-experience process, rather than the samples for this process.

	5%	10%	15%	100%
Distribution (1000)	1.050	1.097	1.064	1
Difficulty (1000)	1.057	1.072	1.096	1

Table 3: The overall winning score changes over the data growth comparing models with different strategies of selecting pre-experienced samples with the official Alpaca model. All the comparison in this table is performed by ChatGPT.

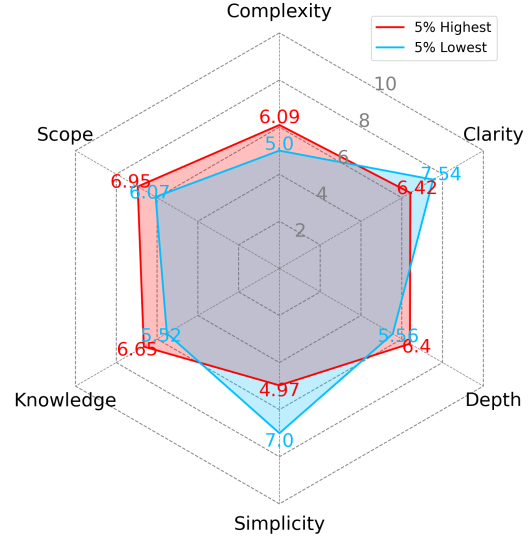


Figure 6: The comparison between data instances with top 5% and least 5% IFD scores from Alpaca data. We prompt ChatGPT to score the instruction of each data instance with respect of Scope, Complexity, Clarity, Depth, Simplicity, and Knowledge Required.

## Cherry Data Characteristics Validity of Cherry Data

Our goal in this section is to determine if the data selected based on the IFD scores aligns with known characteristics of high-quality training data. To this end, we randomly sample 100 instances from data with the top 5% scores and the least 5% scores. Utilizing ChatGPT, we evaluate each instruction on six aspects: Scope, Complexity, Clarity, Depth, Simplicity, and Knowledge Required. The results are depicted in Figure 6. Data with a higher IFD score generally scored higher in Scope, Complexity, Depth, and Knowledge Required, but lower in Clarity and Simplicity. Simplicity, in particular, have the most pronounced discrepancy. This

lends credence to our assertion that our IFD scores aptly gauge instruction complexity. Consequently, our method gravitates towards selecting more intricate samples.

Furthermore, we orchestrate a human-centric study focused on data selection. Here, 100 sample pairs, comprising both the top 5% and the least 5% IFD scores, are randomly mixed. Three graduate-level human evaluators are tasked to evaluate the difficulty of each instruction based on the same six aspects mentioned above. Then they are asked to categorize each sample pair *Hard* or *Easy*, without the necessity to provide specific scores on the six aspects. The result shows that all samples from the least 5% IFD scores were labeled as *Easy* while on average 11 of the top 5% samples are also branded as *Easy*. This rudimentary human study lends further weight to the efficacy of our IFD scores in singling out challenging instances.

### Distributional Characteristics of Cherry Data

In this segment, our focus is on understanding the distributional properties of the cherry data within the original dataset. Specifically, we first compute the embedding of each instruction in the Alpaca dataset and employ t-SNE for dimensionality reduction, mapping high-dimensional embeddings to 2D space. The visualized vectors, color-coded based on the top or least 5% difficulty ratios, are showcased in Figure 7. Contrary to conventional beliefs, our cherry data isn’t uniformly scattered. Instead, a palpable demarcation exists between samples of high and low difficulty, challenging prior assumptions that selected data should span the entire instruction spectrum and maximize diversity.

To delve deeper into the distributional intricacies of instruction embeddings, we utilize naive K-means (K=100) for clustering. We home in on 10 representative clusters, half of which displayed a significant overlap with the top 5% samples and the other half with the least 5% samples. Clusters dominated by low IFD score samples are replete with rudimentary tasks like editing punctuation, words, or sentences. In contrast, high IFD score clusters are typified by deeper, more intricate tasks such as storytelling or elucidation of phenomena. We posit that these in-depth tasks are paramount for aligning large language models, compelling them to rearrange and access their intrinsic knowledge repositories. Our methodology lends partial credence to this hypothesis, leaving room for further exploration.

### Cherry Example Analysis

To illustrate the implications of our findings and demonstrate the characteristics of the data selected by our method, we provide several examples in Figure 8.

The first positive example presents the situation that both the direct answer score (DA) and the conditioned answer score (CA) are relatively high. In this situation, the high DA means that it is hard for the initial pre-trained LLM to generate this poem, and the high CA means given the instruction does not make the generation of this poem much easier. So it is valuable for LLM to learn this sample. The second positive example presents the situation that both the CA score and DA score are relatively low. The low DA score means that LLM has learned this knowledge it is easy for LLM to

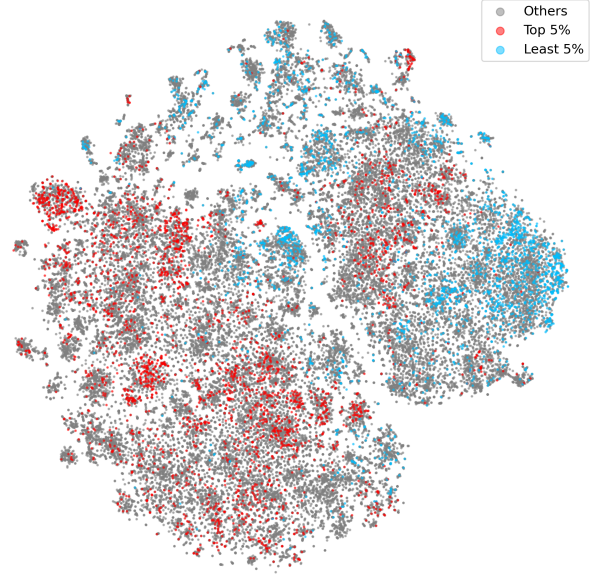


Figure 7: Visualization using t-SNE on instruction embeddings from the Alpaca dataset. Red points represent samples with the top 5% IFD scores and Blue points represent samples with the least 5% IFD scores.

	5%	10%	15%	100%
Ours	1.050	1.097	1.064	1
Fully-trained Alpaca	0.968	0.999	1.005	1

Table 4: The overall winning score changes over the data growth comparing models with fully-trained Alpaca as the pre-experienced model with the official Alpaca model. All the comparison in this table is performed by ChatGPT.

generate this sentence. However, providing the corresponding instruction does not change the situation much, indicating the poor ability to follow this instruction.

The first negative example presents a situation where the response is too short. Due to the intrinsic nature of next token prediction that longer texts tend to have lower perplexity, the DA score is relatively high for the response that is too short and thus causes the IFD Score large, which we believe is a good feature of our method. The second negative example presents a situation where the DA score and CA score are relatively small. In this example, the response is quoted from a book that LLM must have read, thus as a known knowledge, it is easy for LLM to reproduce this sentence. However, with an instruction included, the CA score becomes even much lower, indicating LLM has gained quite a good ability in following this instruction. The third example presents the most common situation, where the instruction is simply not difficult enough.

## Additional Discussion

### Fully-trained Model as Pre-Experienced Model?

In our method, efforts are conducted to keep the pre-experience process as simple as possible, however, there still

Positive Examples	Negative Examples
<p>[Instruction] Create a poem that tells the story of a struggle against an unseen force.</p> <p>[Input]</p> <p>[Response]</p> <p>A distant enemy looms on the horizon, Selves of the light fight despite fear and fatigue. Innumerable obstacles barring their mission, Though seeming to weaken, strengths within achieve.</p> <p>Roots of bravery sustained their cause, Though many obstacles pushed and pulled. Heart's noise drowned out every pause, Escaping each struggle stronger and full.</p> <p>The reward of their labors thought clear and light, The force of the shadows still kept them at bay. Yet further pushed and tired through the night, Triumph steadily came in a growing display.</p> <p>Peace of their struggle found in the morning's glow, Rising higher than any unseen force's ebb and flow.</p> <p>[Direct Answer score (DA)]3.970 [Conditioned Answer score (CA)]3.337 [IFD score]0.928</p>	<p>[Instruction] What emotion is expressed in this tweet?</p> <p>[Input] I'm so frustrated right now!!</p> <p>[Response] Frustration</p> <p>[Direct Answer score (DA)] 6.593 [Conditioned Answer score (CA)] 0.601 [IFD score] 0.091</p>
<p>[Instruction] Give a brief description of the coronavirus.</p> <p>[Input]</p> <p>[Response]</p> <p>Coronavirus is a type of virus that can cause illnesses ranging from the common cold to severe diseases such as Middle East Respiratory Syndrome (MERS) and Severe Acute Respiratory Syndrome (SARS). The virus is named for the crown-like spikes on its surface. It spreads primarily through close contact with an infected person, through small droplets from the nose or mouth after coughing or sneezing. Symptoms can include fever, tiredness, and dry cough. In severe cases, it can cause difficulty breathing, pneumonia, kidney failure, and even death.</p> <p>[Direct Answer score (DA)]0.761 [Conditioned Answer score (CA)]0.696 [IFD score]0.914</p>	<p>[Instruction] Identify a famous quote from the given book</p> <p>[Input] Book: Pride and Prejudice by Jane Austen</p> <p>[Response] "It is a truth universally acknowledged, that a single man in possession of a good fortune, must be in want of a wife."</p> <p>[Direct Answer score (DA)] 0.497 [Conditioned Answer score] 0.026 [IFD score] 0.053</p>
	<p>[Instruction] Generate a report summarizing a conversation about car maintenance.</p> <p>[Input] Joe and Lisa were discussing the importance of regular car maintenance such as oil changes, tire rotations, and brake inspections.</p> <p>Joe believes that regular car maintenance is essential for keeping the car operating properly and avoiding major repairs. Lisa believes that some car maintenance procedures are unnecessary and are a waste of money.</p> <p>[Response]</p> <p>Joe and Lisa discussed the importance of regular car maintenance such as oil changes, tire rotations, and brake inspections. Joe believes that regular car maintenance is essential for keeping the car operating properly and avoiding major repairs while Lisa believes that some procedures are unnecessary and are a waste of money. It is agreed that regular oil changes and tire rotations are important to maintain the health of the car but that some other maintenance procedures can be skipped depending on the age and condition of the car.</p> <p>[Direct Answer score (DA)] 1.667 [Conditioned Answer score] 0.599 [IFD score] 0.359</p>

Figure 8: Example instances selected by our proposed method. 2 positive examples and 3 negative examples are provided.

exists a question of whether the fully-trained model can be the pre-experienced model for selecting the cherry samples. To better illustrate this question, the fully-trained Alpaca model is utilized as the pre-experienced model for selecting the cherry data, 5%, 10%, and 15% of the cherry data are selected and the corresponding cherry models are trained. The performances are shown in TABLE 4, in which the models with the fully-trained Alpaca hardly surpass the Alpaca with fewer data and our models. This experiment proves that the fully-trained model is not appropriate in selecting samples for the initial raw model, which is caused by the overly distribution gap between the fully-trained models and raw models.

### How Many Cherry Samples are Required?

While extensive experiments with our method on Alpaca and WizardLM prove the effectiveness of our method in selecting high-quality samples from the original target dataset automatically, it is still under-exploring how much data is optimal. Unlike (Chen et al. 2023) in which the scores of target samples are scarce, the dense scores from our method provide better flexibility in deciding how much data you can use. However, this flexibility is also a curse that makes it hard to conclude the optimal number of data to select, which is influenced by various factors including the absolute values of the IFD scores, the distribution of hard examples, and the number of data in original datasets. However, from our em-



	Huggingface Open LLM Leaderboard					AlpacaEval
	Average	ARC	HellaSwag	MMLU	TruthfulQA	AlpacaEval
Official Alpaca	50.21	42.65	76.91	41.73	39.55	26.46
Ours (5% Alpaca)	52.06	53.92	79.49	36.51	38.33	34.74
Reimplemented WizardLM*	52.79	53.07	77.44	37.75	42.90	61.99
Ours (10% WizardLM)	51.59	52.90	78.95	33.08	41.41	61.44
Official WizardLM	54.18	51.60	77.70	42.70	44.70	67.64
Ours (40% WizardLM)	52.83	53.07	77.79	35.29	45.17	65.09

Table 5: The comparison of performance on Huggingface Open LLM Leaderboard and AlpacaEval Leaderboard.

pirical study, we think selecting samples with the top 10% IFD scores would be a safe and reasonable choice.

### Results with Official WizardLM

In this section, we provide the results of using 40% of the WizardLM data to have a comparable performance with the official WizardLM model in a relatively unfair setting. The official WizardLM is uncensored and trained with the max token size of 2048, while our model is trained with the max token size of 1024, representing an inherent disadvantage of our model. However, even with this situation, our model can still reach a comparable performance with the official WizardLM model, inferring the effectiveness of our method.

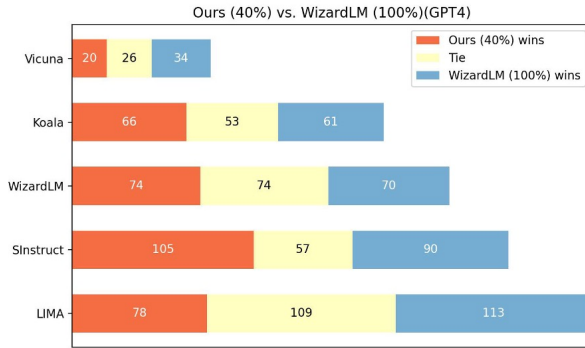


Figure 9: Comparing our models trained on cherry data with official WizardLM trained on full data using GPT4 as the judge.

### Performance on Benchmarks

The performances on two recently popular benchmarks for LLMs are also provided: Huggingface Open LLM Leaderboard<sup>2</sup> and AlpacaEval Leaderboard<sup>3</sup>. Huggingface Open LLM Leaderboard evaluates LLMs using (Gao et al. 2021), a unified framework to test generative language models on a large number of different evaluation tasks, on 4 key benchmarks including ARC (Clark et al. 2018), HellaSwag (Zellers et al. 2019), MMLU (Hendrycks et al. 2021) and TruthfulQA (Lin, Hilton, and Evans 2022). AlpacaEval Leaderboard provides an LLM-based automatic evaluation

<sup>2</sup>[https://huggingface.co/spaces/HuggingFaceH4/open\\_llm\\_leaderboard](https://huggingface.co/spaces/HuggingFaceH4/open_llm_leaderboard)

<sup>3</sup>[https://tatsu-lab.github.io/alpaca\\_eval](https://tatsu-lab.github.io/alpaca_eval)

based on AlpacaFarm (Dubois et al. 2023) evaluation set, in which the model responses are compared with responses of Davinci003 by GPT4.

The comparison between our cherry models with baseline models on Huggingface Open LLM Leaderboard and AlpacaEval Leaderboard are presented in Table 5 where we can see our cherry model using 5% Alpaca data outperforms the official Alpaca on both benchmarks, our cherry model using 10% WizardLM data has a closed performance compared with our re-implemented WizardLM. Another comparison that is worth noting is the comparison between our reimplemented WizardLM and our cherry model with 40% WizardLM data, under the same training configuration, our cherry model outperforms it with much less data.

## Related Work

### Data-driven Instruction Tuning

Previous instruction tuning collections are typically hand-crafted or task-related (Khashabi et al. 2020; Ye, Lin, and Ren 2021; Wei et al. 2022; Wang et al. 2022; Du et al. 2022; Honovich et al. 2023), (Wang et al. 2023b) utilized GPT3 (Brown et al. 2020) to generate 52k distinct instructions which do not directly relate to each task, which paves the way to generating instruction data set by distilling from teacher models. After the release of Meta LLaMa (Touvron et al. 2023a), the world witnessed a surge of open-sourced instruction tuning datasets and LLMs. Alpaca (Taori et al. 2023) implements a self-instruct method to autonomously generate instructions, enhancing its autonomy and reducing the need for manual input. Vicuna (Chiang et al. 2023) leverages the diverse data sources available through ShareGPT, which inherently possesses a broad range of data types and structures. WizardLM (Xu et al. 2023) applies an evolution methodology that refines and diversifies the original instruction, thus amplifying its complexity and variance. UltraChat (Ding et al. 2023), on the other hand, establishes various scopes and systematically generates a multitude of instructions within each designated area, enhancing task-specific performance. And LIMA (Zhou et al. 2023), through the strategic selection of a thousand high-quality data samples, shows promising performance, thereby demonstrating the potential of targeted, quality-focused data collection in enhancing LLM performance.

### Instruction Data Selection

Though consensus has been made that “quality is all you need” (Touvron et al. 2023b) for instruction tuning, how to find data of good quality other than human curation is still

an under-explored topic. Two recent papers were proposed to bridge this gap and shared similar motivations to us: Instruction Mining (Cao, Kang, and Sun 2023) and ALPAGASUS (Chen et al. 2023). Instruction Mining evaluates a number of different indicators and applies a statistical regression model for selecting data. However, it does not present the performance compared with the model trained with full data and its method is overly complicated since it has to split all data into several bins and fully-trained the models. ALPAGASUS directly utilizes an outside fully-trained strong LLM (ChatGPT) to score each sample and finally selected 9k Alpaca data to beat the official Alpaca trained on full data. Though effective, it neglects the intrinsic ability of the base model and relies too much on extra models.

## Conclusion

This study has illuminated the potential of harnessing the innate capabilities of LLMs for selecting high-quality instruction tuning data that fit the model. Through our innovative self-guided approach, LLMs demonstrate the ability to discern and cherry-pick the most pertinent data samples, a concept we’ve aptly termed cherry data. Central to our methodology is the Instruction-Following Difficulty metric, a novel tool adept at gauging the nuanced differences between a model’s autonomous outputs and expected responses. Our findings not only emphasize the importance of data quality over quantity but also underscore the potential for cost-effective and streamlined LLM training.

## References

- Brown, T.; Mann, B.; Ryder, N.; Subbiah, M.; Kaplan, J. D.; Dhariwal, P.; Neelakantan, A.; Shyam, P.; Sastry, G.; Askell, A.; Agarwal, S.; Herbert-Voss, A.; Krueger, G.; Henighan, T.; Child, R.; Ramesh, A.; Ziegler, D.; Wu, J.; Winter, C.; Hesse, C.; Chen, M.; Sigler, E.; Litwin, M.; Gray, S.; Chess, B.; Clark, J.; Berner, C.; McCandlish, S.; Radford, A.; Sutskever, I.; and Amodei, D. 2020. Language Models are Few-Shot Learners. In Larochelle, H.; Ranzato, M.; Hadsell, R.; Balcan, M.; and Lin, H., eds., *Advances in Neural Information Processing Systems*, volume 33, 1877–1901. Curran Associates, Inc.
- Cao, Y.; Kang, Y.; and Sun, L. 2023. Instruction Mining: High-Quality Instruction Data Selection for Large Language Models. arXiv:2307.06290.
- Chang, Y.; Wang, X.; Wang, J.; Wu, Y.; Yang, L.; Zhu, K.; Chen, H.; Yi, X.; Wang, C.; Wang, Y.; Ye, W.; Zhang, Y.; Chang, Y.; Yu, P. S.; Yang, Q.; and Xie, X. 2023. A Survey on Evaluation of Large Language Models. arXiv:2307.03109.
- Chen, L.; Li, S.; Yan, J.; Wang, H.; Gunaratna, K.; Yadav, V.; Tang, Z.; Srinivasan, V.; Zhou, T.; Huang, H.; and Jin, H. 2023. AlpaGasus: Training A Better Alpaca with Fewer Data. arXiv:2307.08701.
- Chiang, W.-L.; Li, Z.; Lin, Z.; Sheng, Y.; Wu, Z.; Zhang, H.; Zheng, L.; Zhuang, S.; Zhuang, Y.; Gonzalez, J. E.; Stoica, I.; and Xing, E. P. 2023. Vicuna: An Open-Source Chatbot Impressing GPT-4 with 90%\* ChatGPT Quality.
- Clark, P.; Cowhey, I.; Etzioni, O.; Khot, T.; Sabharwal, A.; Schoenick, C.; and Tafjord, O. 2018. Think you have Solved Question Answering? Try ARC, the AI2 Reasoning Challenge. arXiv:1803.05457.
- Ding, N.; Chen, Y.; Xu, B.; Qin, Y.; Zheng, Z.; Hu, S.; Liu, Z.; Sun, M.; and Zhou, B. 2023. Enhancing Chat Language Models by Scaling High-quality Instructional Conversations. *arXiv preprint arXiv:2305.14233*.
- Du, Z.; Qian, Y.; Liu, X.; Ding, M.; Qiu, J.; Yang, Z.; and Tang, J. 2022. GLM: General Language Model Pretraining with Autoregressive Blank Infilling. In *Proceedings of the 60th Annual Meeting of the Association for Computational Linguistics (Volume 1: Long Papers)*, 320–335. Dublin, Ireland: Association for Computational Linguistics.
- Dubois, Y.; Li, X.; Taori, R.; Zhang, T.; Gulrajani, I.; Ba, J.; Guestrin, C.; Liang, P.; and Hashimoto, T. B. 2023. AlpacaFarm: A Simulation Framework for Methods that Learn from Human Feedback. arXiv:2305.14387.
- Gao, L.; Tow, J.; Biderman, S.; Black, S.; DiPofi, A.; Foster, C.; Golding, L.; Hsu, J.; McDonell, K.; Muennighoff, N.; Phang, J.; Reynolds, L.; Tang, E.; Thite, A.; Wang, B.; Wang, K.; and Zou, A. 2021. A framework for few-shot language model evaluation.
- Hendrycks, D.; Burns, C.; Basart, S.; Zou, A.; Mazeika, M.; Song, D.; and Steinhardt, J. 2021. Measuring Massive Multitask Language Understanding. In *International Conference on Learning Representations*.
- Honovich, O.; Scialom, T.; Levy, O.; and Schick, T. 2023. Unnatural Instructions: Tuning Language Models with (Almost) No Human Labor. In *Proceedings of the 61st Annual Meeting of the Association for Computational Linguistics (Volume 1: Long Papers)*, 14409–14428. Toronto, Canada: Association for Computational Linguistics.
- Khashabi, D.; Min, S.; Khot, T.; Sabharwal, A.; Tafjord, O.; Clark, P.; and Hajishirzi, H. 2020. UNIFIEDQA: Crossing Format Boundaries with a Single QA System. In *Findings of the Association for Computational Linguistics: EMNLP 2020*, 1896–1907. Online: Association for Computational Linguistics.
- Kingma, D. P.; and Ba, J. 2017. Adam: A Method for Stochastic Optimization. arXiv:1412.6980.
- Ko, M.; Lee, J.; Kim, H.; Kim, G.; and Kang, J. 2020. Look at the First Sentence: Position Bias in Question Answering. In *Proceedings of the 2020 Conference on Empirical Methods in Natural Language Processing (EMNLP)*, 1109–1121. Online: Association for Computational Linguistics.
- Li, X.; Zhang, T.; Dubois, Y.; Taori, R.; Gulrajani, I.; Guestrin, C.; Liang, P.; and Hashimoto, T. B. 2023. AlpacaEval: An Automatic Evaluator of Instruction-following Models. [https://github.com/tatsu-lab/alpaca\\_eval](https://github.com/tatsu-lab/alpaca_eval).
- Lin, S.; Hilton, J.; and Evans, O. 2022. TruthfulQA: Measuring How Models Mimic Human Falsehoods. In *Proceedings of the 60th Annual Meeting of the Association for Computational Linguistics (Volume 1: Long Papers)*, 3214–3252. Dublin, Ireland: Association for Computational Linguistics.
- Longpre, S.; Hou, L.; Vu, T.; Webson, A.; Chung, H. W.; Tay, Y.; Zhou, D.; Le, Q. V.; Zoph, B.; Wei, J.; and Roberts,



- A. 2023. The Flan Collection: Designing Data and Methods for Effective Instruction Tuning. *ArXiv*, abs/2301.13688.
- OpenAI. 2023. GPT-4 Technical Report. *arXiv:2303.08774*.
- Ouyang, L.; Wu, J.; Jiang, X.; Almeida, D.; Wainwright, C.; Mishkin, P.; Zhang, C.; Agarwal, S.; Slama, K.; Ray, A.; Schulman, J.; Hilton, J.; Kelton, F.; Miller, L.; Simens, M.; Askell, A.; Welinder, P.; Christiano, P. F.; Leike, J.; and Lowe, R. 2022. Training language models to follow instructions with human feedback. In Koyejo, S.; Mohamed, S.; Agarwal, A.; Belgrave, D.; Cho, K.; and Oh, A., eds., *Advances in Neural Information Processing Systems*, volume 35, 27730–27744. Curran Associates, Inc.
- Penedo, G.; Malartic, Q.; Hesslow, D.; Cojocaru, R.; Cappelli, A.; Alobeidli, H.; Pannier, B.; Almazrouei, E.; and Launay, J. 2023. The RefinedWeb Dataset for Falcon LLM: Outperforming Curated Corpora with Web Data, and Web Data Only. *arXiv:2306.01116*.
- Scao, T. L.; Fan, A.; Akiki, C.; Pavlick, E.-J.; Ilić, S.; Hesslow, D.; Castagn'e, R.; Luccioni, A. S.; Yvon, F.; Gallé, M.; Tow, J.; Rush, A. M.; Biderman, S. R.; Webson, A.; Ammanamanchi, P. S.; Wang, T.; Sagot, B.; Muennighoff, N.; del Moral, A. V.; Ruwase, O.; Bawden, R.; Bekman, S.; McMillan-Major, A.; Beltagy, I.; Nguyen, H.; Saulnier, L.; Tan, S.; Suarez, P. O.; Sanh, V.; Laurencecon, H.; Jernite, Y.; Launay, J.; Mitchell, M.; Raffel, C.; Gokaslan, A.; Simhi, A.; Etxabe, A. S.; Aji, A. F.; Alfassy, A.; Rogers, A.; Nitzav, A. K.; Xu, C.; Mou, C.; Emezue, C. C.; Klammer, C.; Leong, C.; van Strien, D. A.; Adelani, D. I.; Radev, D. R.; Ponferrada, E. G.; Levkovizh, E.; Kim, E.; Natan, E. B.; Toni, F. D.; Dupont, G.; Kruszewski, G.; Pistilli, G.; ElSahar, H.; Benyamina, H.; Tran, H. T.; Yu, I.; Abdulmumin, I.; Johnson, I.; Gonzalez-Dios, I.; de la Rosa, J.; Chim, J.; Dodge, J.; Zhu, J.; Chang, J.; Froberg, J.; Tobing, J. L.; Bhattacharjee, J.; Almuarak, K.; Chen, K.; Lo, K.; von Werra, L.; Weber, L.; Phan, L.; Allal, L. B.; Tanguy, L.; Dey, M.; Muñoz, M. R.; Masoud, M.; Grandury, M.; vSavsko, M.; Huang, M.; Coavoux, M.; and Singh, M. 2022. BLOOM: A 176B-Parameter Open-Access Multilingual Language Model. *ArXiv*, abs/2211.05100.
- Taori, R.; Gulrajani, I.; Zhang, T.; Dubois, Y.; Li, X.; Guestrin, C.; Liang, P.; and Hashimoto, T. B. 2023. Stanford Alpaca: An Instruction-following LLaMA model. [https://github.com/tatsu-lab/stanford\\_alpaca](https://github.com/tatsu-lab/stanford_alpaca).
- Touvron, H.; Lavril, T.; Izacard, G.; Martinet, X.; Lachaux, M.-A.; Lacroix, T.; Rozière, B.; Goyal, N.; Hambro, E.; Azhar, F.; Rodriguez, A.; Joulin, A.; Grave, E.; and Lample, G. 2023a. LLaMA: Open and Efficient Foundation Language Models. *arXiv:2302.13971*.
- Touvron, H.; Martin, L.; Stone, K.; Albert, P.; Almahairi, A.; Babaei, Y.; Bashlykov, N.; Batra, S.; Bhargava, P.; Bhosale, S.; Bikel, D.; Blecher, L.; Ferrer, C. C.; Chen, M.; Cucurull, G.; Esioibu, D.; Fernandes, J.; Fu, J.; Fu, W.; Fuller, B.; Gao, C.; Goswami, V.; Goyal, N.; Hartshorn, A.; Hosseini, S.; Hou, R.; Inan, H.; Kardas, M.; Kerkez, V.; Khabsa, M.; Kloumann, I.; Korenev, A.; Koura, P. S.; Lachaux, M.-A.; Lavril, T.; Lee, J.; Liskovich, D.; Lu, Y.; Mao, Y.; Martinet, X.; Mihaylov, T.; Mishra, P.; Molybog, I.; Nie, Y.; Poulton, A.; Reizenstein, J.; Rungta, R.; Saladi, K.; Schelten, A.; Silva, R.; Smith, E. M.; Subramanian, R.; Tan, X. E.; Tang, B.; Taylor, R.; Williams, A.; Kuan, J. X.; Xu, P.; Yan, Z.; Zarov, I.; Zhang, Y.; Fan, A.; Kambadur, M.; Narang, S.; Rodriguez, A.; Stojnic, R.; Edunov, S.; and Scialom, T. 2023b. Llama 2: Open Foundation and Fine-Tuned Chat Models. *arXiv:2307.09288*.
- Vu, T.-T.; He, X.; Haffari, G.; and Shareghi, E. 2023. Koala: An Index for Quantifying Overlaps with Pre-training Corpora. *arXiv:2303.14770*.
- Wang, P.; Li, L.; Chen, L.; Zhu, D.; Lin, B.; Cao, Y.; Liu, Q.; Liu, T.; and Sui, Z. 2023a. Large Language Models are not Fair Evaluators. *arXiv:2305.17926*.
- Wang, Y.; Kordi, Y.; Mishra, S.; Liu, A.; Smith, N. A.; Khashabi, D.; and Hajishirzi, H. 2023b. Self-Instruct: Aligning Language Models with Self-Generated Instructions. In *Proceedings of the 61st Annual Meeting of the Association for Computational Linguistics (Volume 1: Long Papers)*, 13484–13508. Toronto, Canada: Association for Computational Linguistics.
- Wang, Y.; Mishra, S.; Alipoormolabashi, P.; Kordi, Y.; Mirzaei, A.; Naik, A.; Ashok, A.; Dhanasekaran, A. S.; Arunkumar, A.; Stap, D.; Pathak, E.; Karamanolakis, G.; Lai, H.; Purohit, I.; Mondal, I.; Anderson, J.; Kuznia, K.; Doshi, K.; Pal, K. K.; Patel, M.; Moradshahi, M.; Parmar, M.; Purohit, M.; Varshney, N.; Kaza, P. R.; Verma, P.; Puri, R. S.; Karia, R.; Doshi, S.; Sampat, S. K.; Mishra, S.; Reddy, A. S.; Patro, S.; Dixit, T.; and Shen, X. 2022. Super-NaturalInstructions: Generalization via Declarative Instructions on 1600+ NLP Tasks. In *Proceedings of the 2022 Conference on Empirical Methods in Natural Language Processing*, 5085–5109. Abu Dhabi, United Arab Emirates: Association for Computational Linguistics.
- Wei, J.; Bosma, M.; Zhao, V.; Guu, K.; Yu, A. W.; Lester, B.; Du, N.; Dai, A. M.; and Le, Q. V. 2022. Finetuned Language Models are Zero-Shot Learners. In *International Conference on Learning Representations*.
- Xu, C.; Sun, Q.; Zheng, K.; Geng, X.; Zhao, P.; Feng, J.; Tao, C.; and Jiang, D. 2023. WizardLM: Empowering Large Language Models to Follow Complex Instructions. *arXiv:2304.12244*.
- Ye, Q.; Lin, B. Y.; and Ren, X. 2021. CrossFit: A Few-shot Learning Challenge for Cross-task Generalization in NLP. In *Proceedings of the 2021 Conference on Empirical Methods in Natural Language Processing*, 7163–7189. Online and Punta Cana, Dominican Republic: Association for Computational Linguistics.
- Zellers, R.; Holtzman, A.; Bisk, Y.; Farhadi, A.; and Choi, Y. 2019. HellaSwag: Can a Machine Really Finish Your Sentence? In *Proceedings of the 57th Annual Meeting of the Association for Computational Linguistics*, 4791–4800. Florence, Italy: Association for Computational Linguistics.
- Zheng, L.; Chiang, W.-L.; Sheng, Y.; Zhuang, S.; Wu, Z.; Zhuang, Y.; Lin, Z.; Li, Z.; Li, D.; Xing, E. P.; Zhang, H.; Gonzalez, J. E.; and Stoica, I. 2023. Judging LLM-as-a-judge with MT-Bench and Chatbot Arena. *arXiv:2306.05685*.

Zhou, C.; Liu, P.; Xu, P.; Iyer, S.; Sun, J.; Mao, Y.; Ma, X.; Efrat, A.; Yu, P.; Yu, L.; Zhang, S.; Ghosh, G.; Lewis, M.; Zettlemoyer, L.; and Levy, O. 2023. LIMA: Less Is More for Alignment. arXiv:2305.11206.

## Further Explanation of Validity of Cherry Data

As mentioned in the previous section, we try to evaluate each instruction into six aspects, Scope, Complexity, Clarity, Depth, Simplicity, and Knowledge Required. We define these aspects as follows:

- **Scope:** The instruction encompasses the breadth and range of actions or information necessary for successful completion.
- **Complexity:** The instruction integrates multiple steps or concepts that require careful attention and understanding.
- **Clarity:** The instruction is articulated straightforwardly, ensuring it's easily understood without ambiguity.
- **Depth:** The instruction provides thorough details and nuances, ensuring a comprehensive understanding of the task at hand.
- **Simplicity:** While thorough, the instruction avoids unnecessary jargon or convolutions, making it accessible and easy to follow.
- **Knowledge Required:** The instruction acknowledges and, if necessary, provides the foundational knowledge or context the user needs for successful execution.

From the previous Figure 6, we can see samples selected with top IFD scores have larger scores in the aspects that reflect the difficulty of instruction, including Scope, Complexity, Depth, and Knowledge Required. These samples only underscore samples with the least IFD scores on the aspect of Clarity and Simplicity. This experiment detailedly illustrates the difference between samples with high or low IFD scores and verifies the effectiveness of our method in measuring the difficulty of an instruction.

### Prompt for Evaluation

In this section, we provide the detailed prompt we used for evaluating the performance of two responses for the same instruction.

### Detailed Main Comparison

#### Comparison with the Official Alpaca

As shown in Figure 11, we present the detailed comparison between our cherry models with the official Alpaca (7B) model across different test set with different percentage of cherry data, from 5% to 15%, using ChatGPT as the judge. Starting from 5% of the full data, our cherry models outperform the official Alpaca model in all these data scales.

#### Comparison with the Reimplemented WizardLM

As shown in Figure 12, we present the detailed comparison between our cherry models with the reimplemented WizardLM (7B) model across different test set with different percentage of cherry data, from 5% to 15%, using ChatGPT as the judge. Our cherry models begin outperforming the reimplemented WizardLM from the scale of 10% of the data.

---

### Prompt for Performance Evaluation

---

#### System Prompt

You are a helpful and precise assistant for checking the quality of the answer.

#### User Prompt

[Question]

*Question*

[The Start of Assistant 2's Answer]

*Answer 2*

[The End of Assistant 2's Answer]

[The Start of Assistant 2's Answer]

*Answer 2*

[The End of Assistant 2's Answer]

We would like to request your feedback on the performance of two AI assistants in response to the user question displayed above.

Please rate the helpfulness, relevance, accuracy, level of details of their responses. Each assistant receives an overall score on a scale of 1 to 10, where a higher score indicates better overall performance.

Please first output a single line containing only two values indicating the scores for Assistant 1 and 2, respectively. The two scores are separated by a space. In the subsequent line, please provide a comprehensive explanation of your evaluation, avoiding any potential bias and ensuring that the order in which the responses were presented does not affect your judgment.

---

Figure 10: The prompt we used to request ChatGPT or GPT4 to evaluate the responses.

### Comparison with the Official WizardLM

As shown in Figure 13, we show the detailed comparison between our cherry models with the reimplemented WizardLM (7B) model across different test set with different percentage of cherry data, from 5% to 40%, using ChatGPT as the judge. When compared with the official WizardLM data, our cherry model achieves a comparable performance when using 40% of the WizardLM data, which is positive considering the inherent disadvantage of our training configuration.

### Detailed Ablation Comparison

#### Data Randomly Selected

As shown in Figure 14(a)(b)(c), we show the detailed comparison between the models trained with randomly selected data with our cherry models across different test set with different percentage of data, from 5% to 15%, using ChatGPT as the judge. From 5% to 15% of the data, our cherry models consistently outperform the random models.

#### Data with Low IFD Score

As shown in Figure 15, we show the detailed comparison between the models trained with data selected with low IFD scores with our cherry models across different test set with

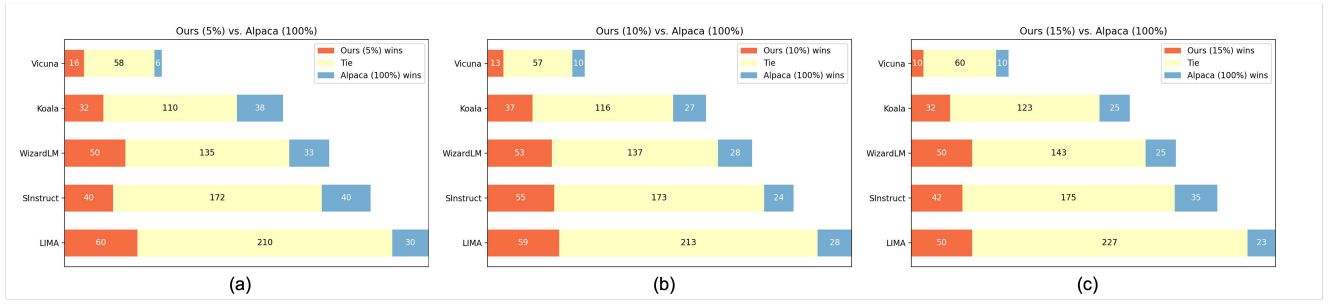


Figure 11: Comparing our cherry models with the official Alpaca model from 5% to 15% of the data using ChatGPT as the judge. Each horizontal bar represents a comparison in a specific test set.

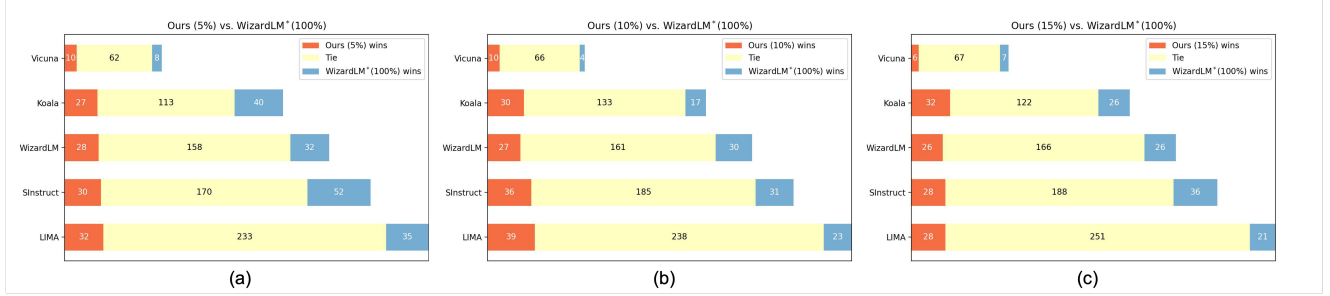


Figure 12: Comparing our cherry models with the reimplemented WizardLM model from 5% to 15% of the data using ChatGPT as the judge. Each horizontal bar represents a comparison in a specific test set.

different percentage of data, from 5% to 15%, using ChatGPT as the judge. From 5% to 15% of the data, our cherry models consistently have better performances.

21. Negative examples with the least 5% IFD scores are presented in Figure 22.

## Data with High CA Scores

As shown in Figure 16, we show the detailed comparison between the models trained with data selected with high conditioned answer scores with our cherry models across different test set with different percentage of data, from 5% to 15%, using ChatGPT as the judge. From 5% to 15% of the data, our cherry models consistently have better performances.

## Number of Pre-Experienced Data

Figure 17 shows the comparisons when different numbers of pre-experienced samples are utilized to train the pre-experienced model.

## Distribution of Pre-Experience Data

Figure 18 shows the comparisons when IFD scores are used as the strategy to select pre-experienced data to train the pre-experienced model.

## Fully-trained Model as Pre-Experienced Models

Figure 19 shows the detailed comparisons when the fully-trained official Alpaca is utilized as the pre-experienced model for selecting cherry data.

## More Examples

In this section, some positive examples with top 5% IFD scores in the Alpaca dataset are presented in Figure 20 and

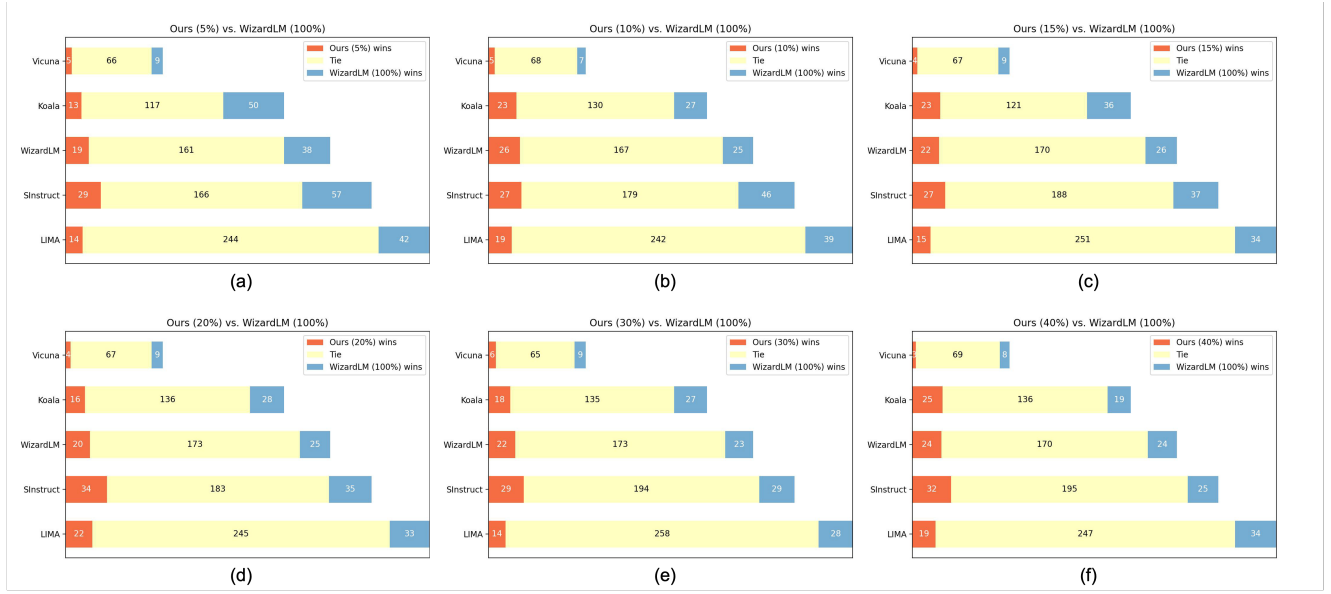


Figure 13: Comparing our cherry models with the official WizardLM model from 5% to 40% of the data using ChatGPT as the judge. Each horizontal bar represents a comparison in a specific test set.

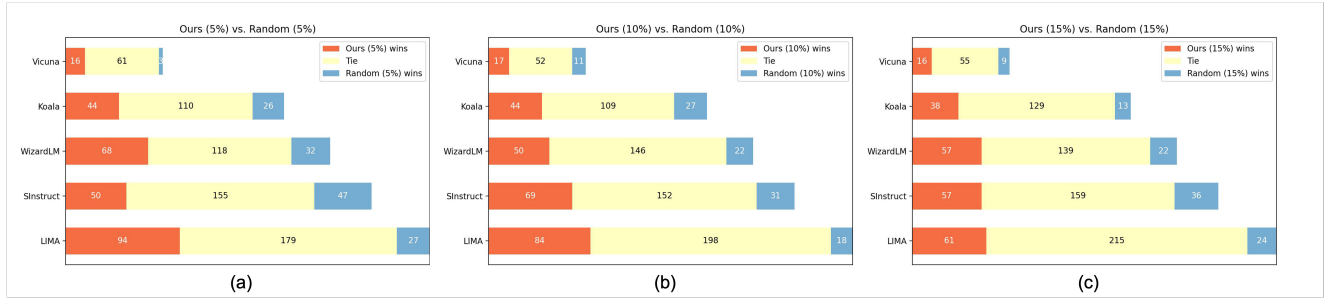


Figure 14: Comparing our cherry models with models utilizing randomly selected data from 5% to 15%, using ChatGPT as the judge. Each horizontal bar represents a comparison in a specific test set.

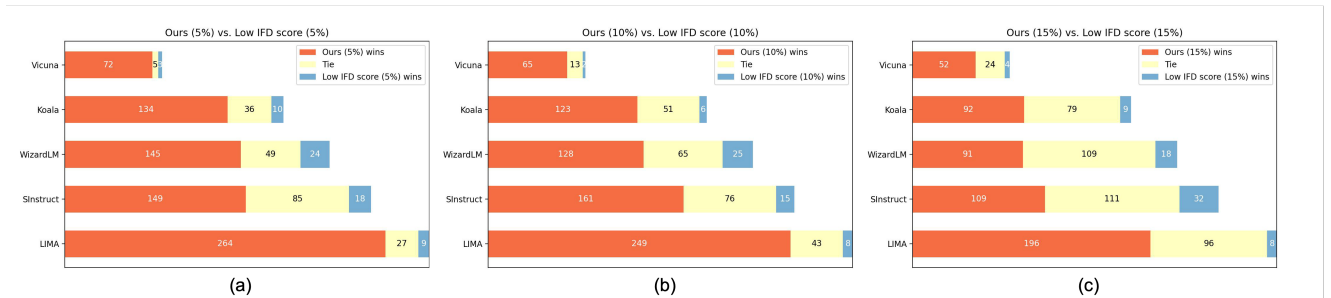


Figure 15: Comparing our cherry models with models trained with data selected with low IFD score from 5% to 15%, using ChatGPT as the judge. Each horizontal bar represents a comparison in a specific test set.

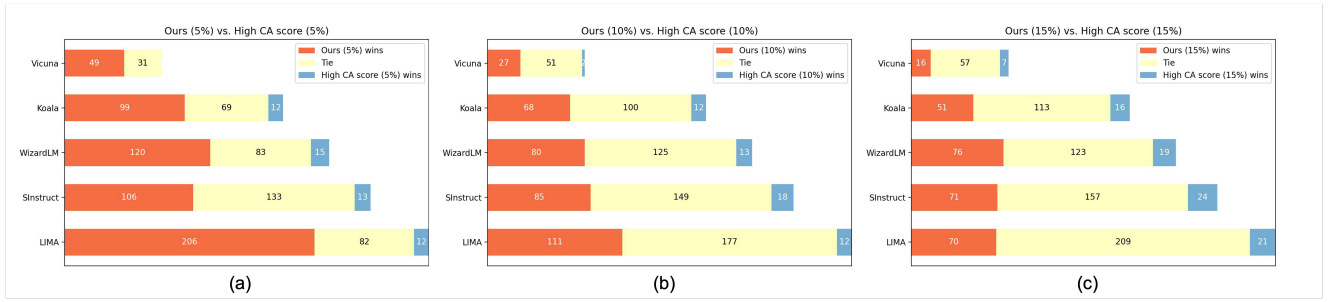


Figure 16: Comparing our cherry models with models trained with data selected with high conditioned answer scores from 5% to 15%, using ChatGPT as the judge. Each horizontal bar represents a comparison in a specific test set.

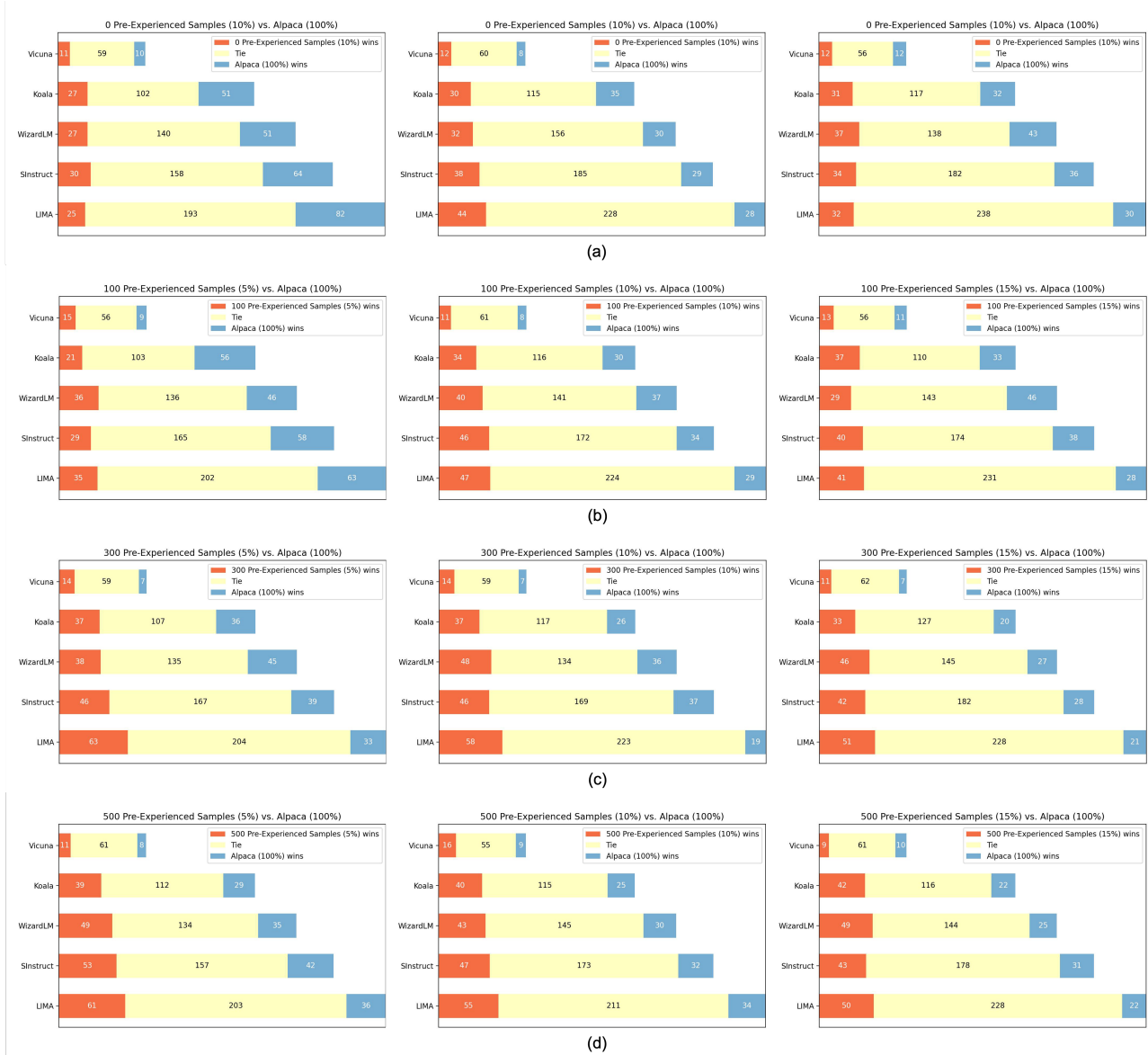


Figure 17: Comparing our cherry models with different numbers of pre-experienced samples with the Alpaca model from 5% to 15%, using ChatGPT as the judge. (a)(b)(c) and (d) represent the situation where 0, 100, 300 and 500 pre-experienced samples are utilized respectively.



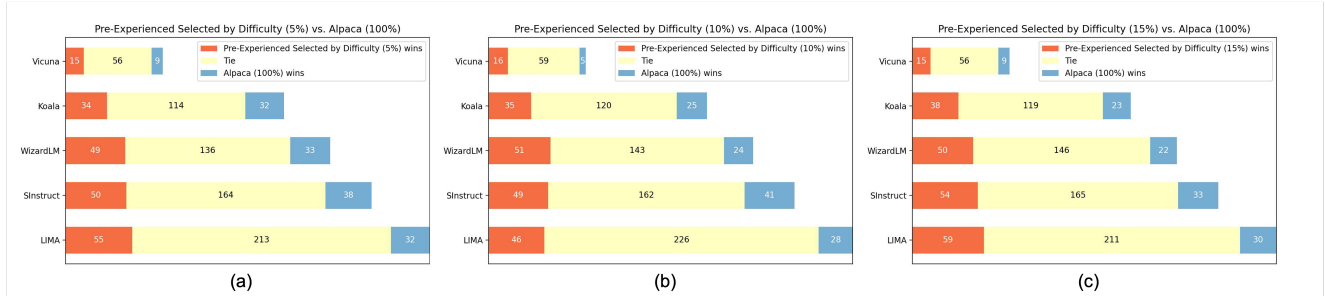


Figure 18: Comparing models whose pre-experienced data are selected by considering the difficulty of instructions with the Alpca model from 5% to 15%, using ChatGPT as the judge.

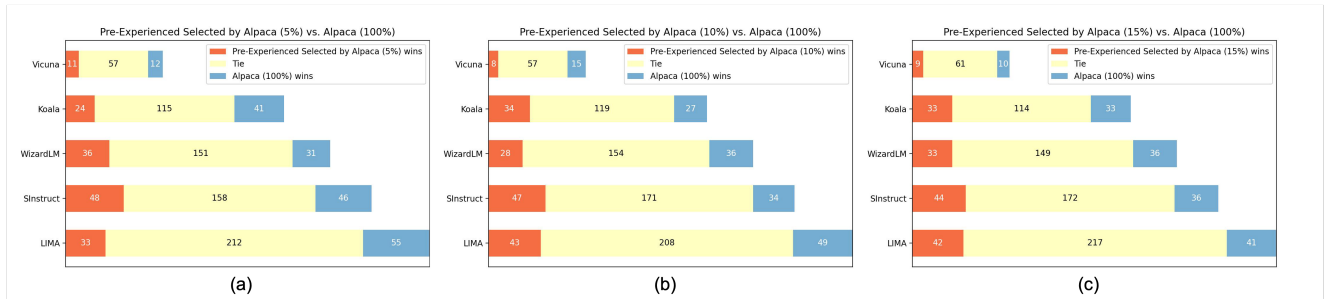


Figure 19: Comparing models with fully-trained Alpaca as the pre-experienced model with the Alpca model from 5% to 15%, using ChatGPT as the judge.

---

## Positive Example

---

[Instruction] Design a wellness plan for the given audience

[Input] Expectant Mothers

[Response]

This wellness plan for expectant mothers should include strategies for physical, emotional and mental health. Physical health should include exercise, a healthy diet and adequate rest. Expectant mothers should strive for at least 30 minutes of moderate exercise such as walking or swimming every day. A nutritious diet should include a variety of fruits, vegetables and proteins. Adequate sleep is essential for the body and mind to recharge, so make sure to get seven to eight hours per night.

Stress management is important for emotional and mental health. This can include mindfulness activities, journaling or talking to a friend. Participating in activities like yoga, meditation or guided visualization can also be beneficial. Make sure to take time every day to treat yourself, whether it be by getting a massage or simply taking a long bubble bath.

Make sure to take prenatal vitamins as prescribed by your doctor and attend all of your obstetrician checkups. It's also important to stay hydrated by drinking plenty of water. Schedule regular check-ins with your doctor to ensure the health of both you and your baby.

---

[Instruction] Identify the types of bias in machine learning

[Input]

[Response]

The types of bias in machine learning include sampling bias, data bias, selection bias, measurement bias, model bias and inference bias. Sampling bias occurs when the dataset is not representative of the population; data bias happens when data is skewed or incomplete; selection bias arises when data is chosen in a non-random way; measurement bias is caused by incorrect labels or noisy data; model bias arises when the model is overly reliant on specific features or data; and inference bias is caused by the model being too simplistic.

---

[Instruction] Find one historical event in the 15th century (1400s) and describe it briefly.

[Input]

[Response]

In the 15th century, there was an event that had a major impact on the world - the fall of Constantinople. On May 29th, 1453, the Ottoman army defeated the Byzantine Empire and captured Constantinople, which led to the end of the Roman Empire and a major shift in the geopolitical landscape. Constantinople, once a major center of trade and cultural exchange, fell to the Ottoman Turks and turned into an Islamic city. This marked the beginning of a new era in the globalization of trade and the spread of ideas. The fall of Constantinople was one of the most influential events of the 15th century and is still remembered to this day.

---

[Instruction] Generate a story about a journey in space.

[Input]

[Response]

It was a beautiful day on Earth, but Andrew was not content to stay on land. He wanted to explore and experience the vastness of space. So, on that fateful day, he set off on an intergalactic voyage to the farthest reaches of the stars.

For years, Andrew traveled through the vast and mysterious space, discovering distant planets and alien civilizations. Despite the strange and dangerous environments, he found beauty and adventure in his journey. Along the way, he met people of all kinds - friendly aliens, wise robots, and more.

On one particular planet, Andrew stumbled across an ancient temple. He decided to explore the temple and soon discovered the entrance to a secret chamber. Inside, he found a portal that transported him to a completely new universe.

Exploring this new universe felt like a dream, and Andrew found himself discovering more wonders than he had ever imagined. One of his greatest adventures was traveling to a star that had never been seen by anyone before him.

Years passed, and Andrew eventually returned to Earth, full of stories and memories of his travels. He had learned a great deal about the universe and made many friends along the way. His journey had taught him that space is full of boundless possibilities and wonders, and he will never forget his time in the stars.

---

[Instruction] Provide an analysis of the impact of carbohydrates on human health.

[Input]

[Response]

Carbohydrates are an important part of a balanced human diet and have been linked to a variety of health benefits when consumed in appropriate amounts. Carbohydrates are the main source of energy for the body and are important for the brain, organs, and muscles to function properly. Research has shown that diets high in carbohydrates can help to reduce the risk of chronic diseases such as heart disease, stroke, and some cancers. Carbohydrates also have a role in helping to control blood sugar levels, which is important for maintaining a healthy weight and preventing or managing diabetes. Additionally, they provide dietary fiber which helps to improve digestion and promote a healthy gut. The amount and type of carbohydrates consumed is essential, as consuming too much can lead to weight gain and other health problems. Choosing complex carbohydrates, such as fruits and vegetables, whole grains, and legumes, instead of simple carbohydrates that are found in processed and refined foods, can help to provide essential vitamins, minerals and other nutrients. Ultimately, carbohydrates are a necessary part of a healthy diet and should be consumed in moderation and in a balanced way.

---

Figure 20: Positive examples sampled from the alpaca dataset with top 5% IFD scores.

---

## Positive Example

---

[Instruction] Outline the steps a startup would need to take to increase brand awareness

[Input]

[Response]

Steps to Increase Brand Awareness for a Startup:

1. Identify target customers: Understand the target demographic and research their needs and interests.
2. Develop a content strategy: Use content to engage, inform or entertain customers in order to establish a connection with them.
3. Share the story: Create a website and create social media platforms to share the story, mission or purpose of the startup with customers.
4. Make it interactive: Encourage audience participation via competitions, surveys, or polls.
5. Track and analyze data: Measure the response of customers and use the insights to inform any changes or adjustments.”

---

[Instruction] Create a poem that is related to the season of Fall.

[Input]

[Response]

The leaves are falling, leaves of autumn gold,  
A gentle breeze, a chill that blows,  
The sun that slowly sets, before night comes to fold,  
A season of beauty, with dreams to behold.  
The days grow shorter, the sky turns gray,  
The land it sighs as summer slips away,  
Orange, yellow, and crimson begin to display,  
Bringing in a vibrant beauty, during this time of day.  
The winds blow cold, as Frost begins to bite,  
The air whispers, chill and full of fright,  
It is the season of change, and so we all must write,  
The story of our lives, in the midst of this night.”

---

[Instruction] Brainstorm some activities that could make an in-person work meeting more engaging.

[Input]

[Response]

- Start the meeting with an icebreaker to get everyone talking
- Divide the group into smaller teams and have them work on a problem together
- Set a timer for each person to give their feedback
- Introduce short games or challenges that get everyone involved
- Take a break in the middle of the meeting and have everyone do an energizing activity
- Encourage participation and ask everyone’s opinion
- End the meeting with a thank you and follow up tasks.”

---

[Instruction] What are the major components of the Java programming language?

[Input]

[Response]

The major components of the Java programming language are the Java Virtual Machine (JVM), the Java Runtime Environment (JRE), the Java Platform, the Java Development Kit (JDK), and the Java Libraries. These components provide core components such as threading, garbage collection, memory management and reflection, as well as APIs such as the I/O package, networking, graphics, and more. The JDK is the most fundamental component and is required to compile Java programs. It contains a compiler, interpreter, and other tools needed to create Java applications. The JRE, on the other hand, contains the necessary components to execute the Java programs. The JVM takes the compiled Java programs and executes them. Lastly, the Java Libraries are a vast collection of software packages written in Java that provide the necessary components for programmers to develop applications.

---

[Instruction] Given a historical event, narrate an account of it in one paragraph.

[Input] The sinking of the Titanic

[Response]

The sinking of the Titanic was one of the most devastating maritime disasters in history. On April 15th, 1912, the illustrious luxury liner set sail on its maiden voyage from Southampton, England, bound for New York City. Despite being touted as the unsinkable ship, the Titanic struck an iceberg and sunk in the early morning hours of the 15th. It took over two hours for the ship to completely disappear beneath the surface of the Atlantic Ocean. Over 1,500 souls were lost, and the disaster shocked the world. To this day, the tragedy of the Titanic serves as a somber reminder of the power of the sea and the fragility of human life.

---

[Instruction] Explain how the given topics are connected.

[Input] Chemistry and Biology

[Response]

Chemistry and biology are closely intertwined fields of study. Chemistry helps to explore the chemical processes necessary for life to exist, such as photosynthesis. It also serves as a foundation for studying and understanding the molecules involved in metabolism and genetic processes. On the other hand, biology uses the knowledge of chemistry to understand the structure and function of living organisms, from single cells to complex organisms such as humans. Therefore, chemistry and biology are closely intertwined, with one aiding in the understanding of the other.

---

Figure 21: Positive examples sampled from the alpaca dataset with top 5% IFD scores.

---

## Negative Example

[Instruction] What are the three primary colors?

[Input]

[Response]

The three primary colors are red, blue, and yellow.

[Instruction] Determine if the following sentence is in the simple or the perfect tense: I have celebrated my birthday.

[Input]

[Response]

The sentence is in the perfect tense.

[Instruction] Evaluate this sentence for spelling and grammar mistakes

[Input] He finnished his meal and left the resturant

[Response]

He finished his meal and left the restaurant.

[Instruction] Rewrite the following sentence using active voice.

[Input] The news report was read by the captain.

[Response]

The captain read the news report.

[Instruction] Based on the description, determine if the following text is positive or negative sentiment.

[Input] It was a disastrous event.

[Response]

Negative sentiment

[Instruction] What is the force on a 1 kg mass due to the gravitational force?

[Input]

[Response]

The force on a 1 kg mass due to the gravitational force is 9.8 N.

[Instruction] Transform the following sentence into the passive voice

[Input] I bought a book

[Response]

A book was bought by me.

[Instruction] What is the most commonly shared type of content on social media?

[Input]

[Response]

The most commonly shared type of content on social media is images.

[Instruction] Edit the following sentence to correct the grammar and syntax errors

[Input] You was late to the party

[Response]

You were late to the party.

[Instruction] Edit the given text so it reads correctly in terms of grammar, sentence structure and spelling.

[Input] Me and my friend went to the cinema last niught and we saw a realy great movei.

[Response]

My friend and I went to the cinema last night and we saw a really great movie.

[Instruction] Rewrite the following sentence in a more concise way: "The dog that I saw in the park, it was black in color."

[Input] The dog that I saw in the park, it was black in color.

[Response]

I saw a black dog in the park.

[Instruction] Categorize the following text into one of the two sentiment classes: positive or negative.

[Input] I didn't like the product very much because it was too slow and not user friendly.

[Response]

Negative.

[Instruction] What type of capital did the company have?

[Input] The company received an equity funding of \$5 million.

[Response]

The company had equity capital.

[Instruction] Name the three main mountain ranges in the United States.

[Input]

[Response]

The three main mountain ranges in the United States are the Rocky Mountains, the Appalachian Mountains, and the Sierra Nevada Mountains.

[Instruction] Edit the following sentence so it uses the word licentious: Bill and Ted's behavior was inappropriate.

[Input]

[Response]

Bill and Ted's licentious behavior was inappropriate.

[Instruction] Identify the main character in the following story.

[Input] Once upon a time, there lived a poor peasant boy who worked very hard on his farm.

[Response]

The main character in the story is the poor peasant boy.

[Instruction] Delete the adjective 'bustling' from the following sentence and rewrite it.

[Input] The bustling city of Tokyo was awe-inspiring.

[Response]

The city of Tokyo was awe-inspiring.

Figure 22: Negative examples sampled from the alpaca dataset with the least 5% IFD scores.