

Optimal Robust Reinsurance with Multiple Insurers

Emma Kroell^{1,a}, Sebastian Jaimungal^{1,b}, and Silvana M. Pesenti^{1,c}

¹Department of Statistical Sciences, University of Toronto

^aemma.kroell@mail.utoronto.ca

^bsebastian.jaimungal@utoronto.ca

^csilvana.pesenti@utoronto.ca

September 7, 2023

Abstract

We study a reinsurer who faces multiple sources of model uncertainty. The reinsurer offers contracts to n insurers whose claims follow different compound Poisson processes. As the reinsurer is uncertain about the insurers' claim severity distributions and frequencies, they design reinsurance contracts that maximise their expected wealth subject to an entropy penalty. Insurers meanwhile seek to maximise their expected utility without ambiguity. We solve this continuous-time Stackelberg game for general reinsurance contracts and find that the reinsurer prices under a distortion of the barycentre of the insurers' models. We apply our results to proportional reinsurance and excess-of-loss reinsurance contracts, and illustrate the solutions numerically. Furthermore, we solve the related problem where the reinsurer maximises, still under ambiguity, their expected utility and compare the solutions.

Keywords — Stackelberg game, reinsurance, excess-of-loss reinsurance, barycentre, Kullback-Leibler divergence

1 Introduction

Reinsurance is an integral part of the insurance industry, allowing smaller, first-line insurers to take on a larger client base while passing on large risks to reinsurance companies. Therefore, reinsurance companies play an important stabilising role in financial systems — but they remain vulnerable to events that cause large, industry-wide losses, such as natural disasters. The cost of these events is increasing, with 100B USD in insured losses from natural catastrophes in 2022.¹ Furthermore, while the reinsurance industry is large, it is also concentrated — reinsurance premia of the top 50 reinsurance players totalled 353B USD in 2021, with 24% underwritten by the top two.² Given these facts, we examine the pricing and risk-management behaviour of a large reinsurance company who contracts with many different first-line insurance companies but exhibits different degrees of ambiguities for each insurance company. The insurers are insuring similar risk but have different models for losses. We approach this problem as a Stackelberg game and examine the optimal behaviour of the large reinsurer and the individual insurance companies.

The problem of optimal reinsurance has been studied extensively in the one-period setting, dating back to Borch (1960). We focus on optimal reinsurance in continuous time, where the literature has typically taken the insurer's perspective. Examples include Højgaard and Taksar (1998), Irgens and Paulsen (2004), and Liang, Yuen, and Guo (2011) who looked at an insurer purchasing reinsurance to maximise their wealth or utility and Schmidli (2001, 2002) who consider an insurer minimising their probability of ruin. Recent studies

¹<https://www.swissre.com/press-release/Insured-losses-from-natural-catastrophes-break-through-USD-100-billion-threshold-again-in-2022/e74c6ce7-8914-45d6-a384-df71dbeb87b8>

²<https://www.insurancejournal.com/news/international/2022/08/17/680847.htm>

allowed for ambiguity-aversion of the insurer (Yi, Z. Li, et al., 2013; D. Li, Zeng, and Yang, 2018). However, these studies leave open the question of whether the reinsurer would accept the individual insurer’s optimal contract. Recent years have seen considerable work aimed at closing this gap by modelling the behaviour of the reinsurer as a continuous Stackelberg game. This was first introduced by L. Chen and Shen (2018), who solve the optimal proportional reinsurance problem when the insurer and reinsurer’s surpluses follow diffusion processes and both agents maximise exponential utility functions. L. Chen and Shen (2019) consider the mean-variance problem for a general reinsurance treaty, and find that proportional reinsurance is optimal under a variance premium while excess-of-loss reinsurance is optimal with an expected value premium.

Ambiguity-aversion in the Stackelberg game setting is introduced by Hu, S. Chen, and Wang (2018a) for proportional reinsurance contracts, where the insurer’s process is approximated by a diffusion. They allow for uncertainty in the drift of the insurer’s claims process, and show that the ambiguity-averse reinsurer expects higher claims and sets higher reinsurance prices, which decreases the demand for reinsurance. In the Cramér-Lundberg setting, Hu, S. Chen, and Wang (2018b) allow for ambiguity of the reinsurer about the intensity of the insurer’s compound Poisson process, and show that the ambiguity-averse reinsurer expects a higher intensity of the compound Poisson process. Furthermore, for exponential claim distributions, they show that this causes the reinsurer to charge a higher premium, and the insurer to purchase less reinsurance for both proportional and excess-of-loss reinsurance contracts. The framework is further extended by Gu, F. G. Viens, and Shen (2020), who study the excess-of-loss reinsurance problem and allow for investment in a risky asset by both the insurer and reinsurer, and show that the behaviour of the agents at equilibrium depends on each other’s ambiguity aversions. Most recently, Cao et al. (2022a,b) study the related expected wealth reinsurance problem with squared deviation and general divergence ambiguity penalties, respectively. They show that the insurer’s and reinsurer’s probability distortions are increasing in the loss, and that proportional reinsurance is optimal under squared-error divergence, but not necessarily under a general divergence measure.

While the optimal reinsurance problem with more than a single insurer or reinsurer has been well-studied in the one-period setting (see, e.g., Boonen, Tan, and Zhuang (2016) and Boonen and Ghossoub (2019, 2021)), to our knowledge, its study in continuous time is limited. An exception is Cao et al. (2023), who consider the reinsurance problem with multiple reinsurers, and compare different configurations of reinsurance agreements. Bai et al. (2022) consider the case of two competing insurers in a hybrid Stackelberg game, who maximise their expected wealth with delay and show that their competition reduces their demand for reinsurance.

This work is distinct from the aforementioned literature in several ways. First, our focus is on the behaviour of an ambiguity-averse reinsurer who takes on potentially different contracts from *multiple* insurers, each having different loss models. The reinsurer allows for distorting both the intensity and severity of the loss distributions, and moreover accounts for different degrees of ambiguity for each insurer’s loss models using a weighted Kullback-Leibler divergence penalty. Second, rather than considering a specific reinsurance contract, we solve the Stackelberg game for a general reinsurance contract, encompassing proportional and excess-of-loss reinsurance. Our reinsurance contracts take the form of a *retention function* $r(z, \alpha_k)$, where z is the loss and α_k is an aspect of the contract chosen by the insurer.³ We consider a broad class of retention functions which include most common reinsurance contracts, including proportional reinsurance and excess-of-loss reinsurance, with or without a policy limit. Third, we compare the wealth- and exponential utility-maximisation cases, bringing together these two distinct approaches in the literature.

³For an overview of reinsurance forms, see, e.g., Albrecher, Beirlant, and Teugels (2017, Chapter 2) or Asmussen and Steffensen (2020, Chapter I.4)

We derive the Stackelberg equilibrium for a general reinsurance contract, and find that the reinsurer's optimal pricing model is closely related to the barycentre of the insurers' models. We show that the optimal reinsurance prices, demand, and the reinsurer's pricing model are independent of time. Furthermore, we show that when the reinsurer is ambiguity-averse, their optimal pricing model depends on the size of their aggregate loss. We further consider the Stackelberg equilibrium for specific reinsurance contracts — proportional reinsurance and excess-of-loss reinsurance, with or without a policy limit — and illustrate the solution numerically in the case of two insurers. Finally, we compare our solution to an ambiguity-averse reinsurer who maximises a CARA utility, thus generalising known results in the literature to account for ambiguity. We find that the safety loadings charged to the insurers are increasing in the reinsurer's risk aversion parameter.

The rest of the paper is structured as follows. [Section 2](#) details the wealth evolution of the insurers and the reinsurer and defines the general reinsurance contract. [Section 3](#) provides the solution to the insurer's problem. [Section 4](#) details and solves the reinsurer's optimisation problem, and presents the Stackelberg equilibrium. In [Section 5](#), we examine the Stackelberg equilibrium for different reinsurance contract types, namely, proportional reinsurance and excess-of-loss reinsurance with and without a policy limit. We provide numerical illustrations of the equilibrium and its key features for the case of two insurers with given severity distributions. Finally, in [Section 6](#) we solve the related utility-maximisation problem for the reinsurer under ambiguity, and compare it to the wealth-maximisation approach.

2 Reinsurance market

We consider an reinsurance market with $n \in \mathbb{N}$ non-life insurance companies and a single reinsurer over a finite time horizon $[0, T]$. Each insurer provides non-life insurance policies to policyholders and receives regular premium payments. They further aim to transfer a part of their potential losses to a reinsurance company. Each insurer decides their optimal level of reinsurance based on the reinsurance price and the contract terms, with the goal of maximising their expected utility. On the other hand, the reinsurer determines the prices at which they offer reinsurance to each individual insurer, aiming to optimise their expected wealth subject to model uncertainty. We formalise this as a Stackelberg game, where the reinsurer is the leader and the insurers are the followers.

We consider a complete and filtered measurable space $(\Omega, \mathcal{F}, \mathbb{F} = (\mathcal{F}_t)_{t \in [0, T]})$ and n equivalent probability measures $\mathbb{P}_1, \dots, \mathbb{P}_n$. For $k \in \mathcal{N} := \{1, \dots, n\}$, the probability measure \mathbb{P}_k encapsulates the k -th insurer's beliefs about their losses. We refer to an individual insurer as insurer- k or k -th insurer, $k \in \mathcal{N}$. Throughout, unless stated otherwise, we assume the filtration \mathbb{F} is such that all processes defined below are progressively measurable with respect to it.

2.1 Insurers' wealth evolution

We suppose that each insurer's loss process follows a Cramér-Lundberg model. Thus, the claims of insurer- k arrive according to a Poisson process with constant intensity $\lambda_k \in \mathbb{R}_+ := (0, \infty)$ and the claim severity has a cumulative distribution function $F_k(\cdot)$ with support on \mathbb{R}_+ and mean $\mu_k \in \mathbb{R}_+$. The insurer sets a constant premium rate p_k^I ; for example the expected value principle with fixed safety loading $\theta_k > 0$, i.e. $p_k^I = (1 + \theta_k) \mu_k \lambda_k$. Each insurer purchases reinsurance on their aggregate claim amount. The available reinsurance contracts are characterised by a retention function r . Insurer- k chooses an aspect of the reinsurance contract $a_k \in \mathcal{A} \subseteq \mathbb{R}$, which we refer to as insurers- k 's control. The interpretation of a_k and the set of possible controls \mathcal{A} will vary depending on the form of the retention function, as shown in the examples below. For

a choice of retention function r and insurer- k 's control a_k , the reinsurer charges a reinsurance premium p^R with safety loading c_k .

Definition 2.1 (Reinsurance Contract) *A reinsurance contract is characterised by a retention function $r: \mathbb{R}_+ \times \mathcal{A} \rightarrow \mathbb{R}_+$, which is non-decreasing in the first argument, satisfying $0 < r(z, a) \leq z$, for all $z \in \mathbb{R}_+$, $a \in \mathcal{A}$, and a corresponding reinsurance premium $p^R: \mathcal{A} \times \mathbb{R}_+ \rightarrow \mathbb{R}_+$.*

For a tuple $(a, c) \in \mathcal{A} \times \mathbb{R}_+$, the reinsurer agrees to cover $z - r(z, a)$ for a premium $p^R(a, c)$, where c is the reinsurer's safety loading.

The bounds on the retention function guarantee that the insurer must retain some of the losses. Typically the inequality, $r(z, a) \leq z$, is strict for some $z \in \mathbb{R}_+$.

Assumption 2.2 *We consider retention functions that are continuous in the loss z and increasing and almost everywhere differentiable in the control a .*

Of particular interest are piecewise linear retention functions, as these are the reinsurance contracts encountered in practice. Examples of such retention functions include the following:

Example 2.3 *Proportional reinsurance: $r(z, a) = az$, $a \in (0, 1]$. Here, the insurer chooses the proportion of the loss to retain.*

Example 2.4 *Excess-of-loss insurance: $r(z, a) = \min\{a, z\}$, $a \in \mathbb{R}_+$. Here, the insurer chooses the retention limit, beyond which the reinsurer covers any excess losses.*

Example 2.5 *Excess-of-loss insurance with a fixed policy limit ℓ : $r(z, a) = \min\{a, z\} \mathbf{1}_{z \leq a+\ell} + (z-\ell) \mathbf{1}_{z > a+\ell}$, $a \in \mathbb{R}_+$, $\ell > 0$. Here, the insurer chooses the retention limit, beyond which the reinsurer covers any excess losses. If however the losses exceed the limit $a + \ell$, the losses are borne by the insurer. We assume that the insurer cannot choose ℓ as the policy limit is in practice set by the reinsurer, e.g. by the purchase of further reinsurance (see, e.g., Mikosch (2009, Chapter 3.4)).*

The insurer's control of the retention function may vary over time, thus we denote by $\alpha_k := (\alpha_{t,k})_{t \in [0, T]}$ the insurer- k 's control. Further, we denote by \mathfrak{A} the set of square-integrable, \mathbb{F} -predictable processes taking values in \mathcal{A} . We require that $\alpha_k \in \mathfrak{A}$. Thus, the k -th insurers' wealth process $X_k := (X_{t,k})_{t \in [0, T]}$ evolves according to the stochastic differential equation (SDE)

$$X_{t,k} = X_{0,k} + \int_0^t [p_k^I - p_k^R(\alpha_{u,k}, c_k)] du - \int_0^t \int_0^\infty r(z, \alpha_{u,k}) N(dz, du), \quad (1)$$

where p_k^R is the reinsurance premium for insurer- k with safety loading $c_k \in \mathbb{R}_+$. The first integral is the difference of the premia the insurer collects from their policyholders and the premium they pay to the reinsurer. In the second integral, $N(dz, dt)$ is a Poisson random measure (PRM) and insurer- k uses a probability measure \mathbb{P}_k such that $N(dz, dt)$ has \mathbb{P}_k -compensator

$$\nu_k(dz, dt) = \lambda_k F_k(dz) dt. \quad (2)$$

That is, $\int_0^t \int_0^\infty z [N(dz, du) - \nu_k(dz, du)]$ is a \mathbb{P}_k -martingale. We assume the compensator admits a density $v_k(z)$ such that $\nu_k(dz, dt) = v_k(z) dz dt$.

2.2 Reinsurer's wealth evolution

The reinsurer offers reinsurance contracts to each insurer, where they cover the losses not retained by insurer- k , i.e., $z - r(z, a_k)$, and charge a continuous premium rate $p_k^R(a_k, c_k)$. As the reinsurer knows how each insurer will respond to the price, their premium depends on the insurer's control α_k . We assume that the reinsurer sets the reinsurance premium rate for insurer- k using the expected value principle with deterministic safety loading $\eta_k := (\eta_{t,k})_{t \in [0, T]}$, so the premium charged to insurer- k is

$$p_{t,k}^R = p_k^R(\alpha_k, \eta_{t,k}) := (1 + \eta_{t,k}) \lambda_k \int_0^\infty [z - r(z, \alpha_{t,k})] F_k(dz).$$

We further assume that $\eta := (\eta_k)_{k \in \mathcal{N}}$ is restricted to the space \mathfrak{E} consisting of non-negative square integrable deterministic processes. Summing over the premia charged to each insurer and the losses taken on from each insurer, the reinsurer's wealth process $Y := (Y_t)_{t \in [0, T]}$ evolves according to the SDE

$$Y_t = Y_0 + \sum_{k \in \mathcal{N}} \int_0^t p_k^R(\alpha_{u,k}, \eta_{u,k}) du - \int_0^t \int_0^\infty L(z, \alpha_u) N(dz, du), \quad (3)$$

where for $\alpha_u := (\alpha_{u,1}, \dots, \alpha_{u,n})$, an n -dimensional vector taking values in \mathcal{A}^n , the aggregate total loss of the reinsurer is

$$L(z, \alpha_u) := \sum_{k \in \mathcal{N}} [z - r(z, \alpha_{u,k})]. \quad (4)$$

With the evolution of the wealth of the insurers and reinsurer at hand, we next discuss the optimal strategy of each individual insurer, who maximises their utility.

3 Insurers' utility maximisation strategy

Each insurer has their own model for their losses, given by the compensating measure $\nu_k(dz, dt) = \lambda_k F_k(dz) dt$. One may view this as follows: each insurer has a model \mathbb{P}_k for the losses such that the compensating measure for $N(dz, dt)$ under \mathbb{P}_k is $\nu_k(dz, dt)$. Taking this viewpoint, we write \mathbb{P}_k for the probability measure associated to insurer- k 's beliefs. Given their beliefs about the loss, each insurer seeks to maximise their expected utility. We assume that insurer- k has an exponential, or constant absolute risk aversion (CARA), utility function $u_k(x) = -\frac{1}{\gamma_k} e^{-\gamma_k x}$ with risk aversion parameter $\gamma_k > 0$.

Optimization Problem 3.1 *Insurer- k seeks the contract parameter that attains the supremum*

$$\sup_{\alpha_k \in \mathfrak{A}} \mathbb{E}^{\mathbb{P}_k} [u_k(X_{T,k})], \quad (P_I)$$

where $\mathbb{E}^{\mathbb{P}_k}[\cdot]$ denotes the expected value under \mathbb{P}_k .

The proposition below characterises the optimal choice of the insurer's control α_k . The condition may appear strong, however, as far as we are aware, the conditions are satisfied by all examples in the extant literature.

Proposition 3.2 *For $k \in \mathcal{N}$, $c \in \mathbb{R}_+$, and a retention function r , consider the following non-linear equation for $a \in \mathcal{A}$*

$$\int_0^\infty \partial_a r(z, a) \left\{ (1 + c) - e^{\gamma_k r(z, a)} \right\} F_k(dz) = 0 \quad (5)$$

and denote by $\alpha_k^\dagger[c]$ its solution, if it exists. If furthermore,

$$\int_0^\infty \partial_a^2 r(z, a) \Big|_{a=\alpha_k^\dagger[c]} \left((1+c) - e^{\gamma_k r(z, \alpha_k^\dagger[c])} \right) F_k(dz) \leq 0, \quad \forall t \in [0, T], \quad (6)$$

then the process $\alpha_{t,k}^* := \alpha_k^\dagger[\eta_{t,k}]$, $t \in [0, T]$, is insurer- k 's optimal control in feedback form of problem (P_I) .

Proof. Insurer- k 's value function is

$$J_k(t, x) := \sup_{\alpha_k \in \mathfrak{A}} \mathbb{E}_{t,x}^{\mathbb{P}_k} \left[-\frac{1}{\gamma_k} e^{-\gamma_k X_{T,k}} \right],$$

where $\mathbb{E}_{t,x}^{\mathbb{P}_k}$ denotes the conditional \mathbb{P}_k -expectation given that the insurer's wealth process satisfies $X_{t-,k} = x$. The dynamic programming principle gives that the value function satisfies the following Hamilton-Jacobi-Bellman (HJB) equation

$$\begin{aligned} 0 = \partial_t J_k(t, x) + \sup_{a_k \in \mathcal{A}} \left\{ \left[p_k^I - (1+c) \lambda_k \int_0^\infty [z - r(z, a_k)] F_k(dz) \right] \partial_x J_k(t, x) \right. \\ \left. + \int_0^\infty [J_k(t, x - r(z, a_k)) - J_k(t, x)] \nu_k(dz, dt) \right\}, \\ J_k(T, x) = -\frac{1}{\gamma_k} e^{-\gamma_k x}. \end{aligned}$$

Given the functional form of the terminal condition, we make the Ansatz

$$J_k(t, x) = -\frac{1}{\gamma_k} e^{-\gamma_k [f(t) + g(t)x]}, \quad (7)$$

for deterministic functions $f(t)$ and $g(t)$ satisfying terminal conditions $f(T) = 0$ and $g(T) = 1$, respectively. Upon substituting (7) into the HJB equation, and after simplifying, we obtain

$$\begin{aligned} 0 = f'(t) + \gamma_k g'(t)x + \sup_{a_k \in \mathcal{A}} \left\{ \gamma_k g(t) \left[p_k^I - (1+c) \lambda_k \int_0^\infty [z - r(z, a_k)] F_k(dz) \right] \right. \\ \left. - \lambda_k \int_0^\infty \left[e^{\gamma_k g(t)r(z, a_k)} - 1 \right] F_k(dz) \right\}. \end{aligned} \quad (8)$$

As the above must hold for all x , it follows that $g(t) \equiv 1$, for all $t \in [0, T]$. The first order conditions (in a_k) imply that the supremum satisfies Equation (5). Furthermore the condition in Equation (6) ensures that $(\alpha_{t,k}^*)_{t \in [0, T]}$ is indeed a local maximiser. \square

Furthermore, Proposition 3.2 implies that the insurer reduces their demand for reinsurance (retains more of the aggregate loss) as the price increases.

Corollary 3.3 *The insurer's optimal response to the reinsurer's price, $\alpha_k^\dagger[c]$, is an increasing function of the price c .*

Proof. Taking the derivative of Equation (5) gives that

$$\frac{\partial \alpha_k}{\partial c} = \frac{\int_0^\infty \partial_a r(z, a) F_k(dz)}{\gamma_k \int_0^\infty (\partial_a r(z, a))^2 e^{\gamma_k r(z, a)} F_k(dz) - \int_0^\infty \partial_a^2 r(z, a) ((1+c) - e^{\gamma_k r(z, a)}) F_k(dz)},$$

which is positive by Equation (6) and the fact that the retention function r is non-decreasing in a . \square

Next, we examine the insurer's optimal response when the reinsurance contract is of a specific type. For proportional reinsurance and excess-of-loss reinsurance, we recover the results of Hu, S. Chen, and Wang (2018b), where these problems are considered separately. Furthermore, if the insurer chooses the retention level of an excess-of-loss reinsurance contract, then Equation (5) in Proposition 3.2 simplifies to an explicit expression for α_k^* . This is in contrast to proportional reinsurance, where this is not the case.

Example 3.4 (Proportional reinsurance) *In the case of proportional reinsurance (Example 2.3), the non-linear equation for $a \in \mathcal{A}$ in Proposition 3.2 simplifies to*

$$(1 + c) \mu_k = \mathbb{E}^{\mathbb{P}_k} [Z e^{\gamma_k a Z}] , \quad (9)$$

where Z is a random variable with \mathbb{P}_k -distribution function $F_k(\cdot)$. If a solution $\alpha_k^\dagger[c]$ to the equation exists, then it is insurer- k 's optimal control. Furthermore, it is a global maximiser, since for proportional reinsurance, the expression in the curly braces in Equation (8) is strictly convex in a .

Example 3.5 (Excess-of-loss reinsurance) *In the case of excess-of-loss reinsurance (Example 2.4), we have $\partial_a r(z, a) = \mathbb{1}_{\{a \leq z\}}$, therefore the condition in Proposition 3.2 reduces to*

$$(1 + c) \int_a^\infty F_k(dz) = \int_a^\infty e^{\gamma_k a} F_k(dz) .$$

Rearranging gives

$$\alpha_k^\dagger[c] = \frac{1}{\gamma_k} \log(1 + c) . \quad (10)$$

Furthermore, $\alpha_k^\dagger[c]$ is a global maximiser as the derivative of (8) with respect to α_k is increasing on $(0, \alpha_k^\dagger[c])$, decreasing on $(\alpha_k^\dagger[c], \bar{\alpha})$, and constant on $(\bar{\alpha}, \infty)$, where $\bar{\alpha}$ is the essential supremum of the insurer- k 's claim severity distribution.

We further consider excess-of-loss with a policy limit, and find that the limit does not affect the insurer's optimal choice of retention level.

Example 3.6 (Excess-of-loss reinsurance with a policy limit) *In the case of excess-of-loss reinsurance with a policy limit (Example 2.5), a similar calculation to the previous example shows that the condition in Proposition 3.2 simplifies to*

$$\alpha_k^\dagger[c] = \frac{1}{\gamma_k} \log(1 + c) , \quad (11)$$

and $\alpha_k^\dagger[c]$ is a global maximiser.

We observe in all three examples, that α_k^\dagger is an increasing function of c , the reinsurer's safety loading. Recall that α^\dagger is in Example 2.3 the percentage of the loss the insurer retains, and in Examples 2.4 and 5.6 the level at which the insurer purchases reinsurance. Thus α_k^\dagger being increasing in the reinsurer's safety loading implies that the insurer purchases less reinsurance if the safety loading increases.

4 Reinsurer's strategy under ambiguity

Next, we consider the reinsurance problem from the perspective of the reinsurer. We assume that, unlike the insurer, the reinsurer does not have a utility but rather seeks to maximise their expected wealth. They

are, however, ambiguity averse in the following sense: as their premia and losses depend on the insurers' loss models, the reinsurer must calculate reinsurance premia that take into account the different insurers' loss models, as well as uncertainty about their accuracy. Using the insurers' models $\{\mathbb{P}_k\}_{k \in \mathcal{N}}$ as reference measures, the reinsurer seeks to find a single probability measure to price reinsurance contracts and estimate losses.

Specifically, the reinsurer seeks to maximise their wealth under a single probability measure \mathbb{Q} that accounts for the different insurers' loss models as well as uncertainty about their accuracy. The reinsurer chooses \mathbb{Q} from the set of measures that are absolutely continuous with respect to the reference measures by choosing a compensator of the PRM under \mathbb{Q} , satisfying the following conditions.

Definition 4.1 (Reinsurer's compensator) *An admissible compensator for the reinsurer is a nonnegative, \mathbb{F} -predictable random field $\varsigma = (\varsigma_t(\cdot))_{t \in [0, T]}$ such that, for all $t \in [0, T]$, $\varsigma_t(\cdot) : \mathbb{R}_+ \rightarrow \mathbb{R}_+$ and*

$$\mathbb{E}^{\mathbb{P}_k} \left[\exp \left(\int_0^T \int_{\mathbb{R}} \left[\frac{1 - \varsigma_t(z)}{v_k(z)} \right]^2 N(dz, dt) \right) \right] < \infty, \quad \forall k \in \mathcal{N}, \quad (12)$$

where $v_k(z)$ is the density of the PRM's \mathbb{P}_k -compensator. We denote by \mathcal{V} the set of admissible compensators.

Next, $\varsigma \in \mathcal{V}$ induces a probability measure \mathbb{Q}^ς , which can be characterised by the Radon-Nikodym derivative from \mathbb{P}_k to \mathbb{Q}^ς , $k \in \mathcal{N}$,

$$\frac{d\mathbb{Q}^\varsigma}{d\mathbb{P}_k} := \exp \left(\int_0^T \int_{\mathbb{R}} \log \left(\frac{\varsigma_t(z)}{v_k(z)} \right) N(dz, dt) - \int_0^T \int_{\mathbb{R}} \left[\frac{\varsigma_t(z)}{v_k(z)} - 1 \right] v_k(z) dz dt \right). \quad (13)$$

Then by Girsanov's theorem (see, e.g., Øksendal and Sulem (2019)), $N(dz, dt)$ has \mathbb{Q}^ς -compensator $\nu^{\mathbb{Q}^\varsigma}(dz, dt) := \varsigma_t(z) dz dt$. For future use, we define the set \mathcal{G} as the set consisting of functions $g : \mathbb{R}_+ \times \mathbb{R}_+ \rightarrow \mathbb{R}_+$ such that $\int_{\mathbb{R}_+} g(t, z) dz < \infty$ for every $t \in \mathbb{R}_+$.

The reinsurer quantifies possible misspecification in \mathbb{P}_k , $k \in \mathcal{N}$, with relative entropy penalties. The relative entropy, or Kullback-Leibler (KL) divergence, from \mathbb{P}_k to an absolutely continuous candidate probability measure \mathbb{Q}^ς is given by

$$D_{\text{KL}}(\mathbb{Q}^\varsigma \parallel \mathbb{P}_k) := \mathbb{E}^{\mathbb{Q}^\varsigma} \left[\log \left(\frac{d\mathbb{Q}^\varsigma}{d\mathbb{P}_k} \right) \right], \quad (14)$$

where $\mathbb{E}^{\mathbb{Q}^\varsigma}[\cdot]$ denotes the expectation under \mathbb{Q}^ς . The reinsurer then penalises a candidate probability measure \mathbb{Q}^ς by the weighted average of the KL divergences from the individual insurers' probability measures to the candidate one

$$\sum_{k \in \mathcal{N}} \pi_k D_{\text{KL}}(\mathbb{Q}^\varsigma \parallel \mathbb{P}_k), \quad (15)$$

where π_k are weights satisfying $\pi_k \geq 0$ and $\sum_{k \in \mathcal{N}} \pi_k = 1$. Each weight π_k represents the reinsurer's *a priori* belief in insurer- k 's loss model. For example if $\pi_k = 0$, this means that the reinsurer disregards insurer- k 's loss model. A naive way for the reinsurer to model the losses would be to use a weighted arithmetic mean of the insurers' compensator. We shall see, however, that the optimal behaviour of the reinsurer does relate to the weighted geometric mean. Thus, we define the weighted arithmetic mean of the insurers' compensators v^a and the weighted geometric mean of the insurers' compensators, v^g as

$$v^a(z) := \sum_{k \in \mathcal{N}} \pi_k v_k(z), \quad \text{and} \quad v^g(z) := \prod_{k \in \mathcal{N}} v_k(z)^{\pi_k}.$$

The reinsurer maximises their expected wealth, subject to a KL penalty, by choosing safety loadings $\{\eta_k\}_{k \in \mathcal{N}}$ and compensator ς . As the reinsurer is the first-mover, they are able to anticipate the insurers' responses to their prices.

Optimization Problem 4.2 *Let insurer- k 's demand for reinsurance be parameterised by $\alpha^\dagger[\eta_{t,k}]$. Then the reinsurer's problem is*

$$\sup_{\eta \in \mathfrak{C}} \inf_{\varsigma \in \mathcal{V}} \mathbb{E}^{\mathbb{Q}^\varsigma} \left[Y_T + \frac{1}{\varepsilon} \sum_{k \in \mathcal{N}} \pi_k D_{\text{KL}}(\mathbb{Q}^\varsigma \parallel \mathbb{P}_k) \right], \quad (P_R)$$

where ε is a parameter representing the reinsurer's overall ambiguity aversion and we recall that Y depends on η .

The next statement provides the optimal reinsurer's compensator in feedback form for problem (P_R) . We observe that the optimal safety loadings of the reinsurer are independent of time, which results in the insurers' demand for reinsurance also being constant over time. Furthermore, the reinsurer's optimal compensator is time independent, and thus the optimal probability measure that the reinsurer uses to determine premia is constant over time. We further observe that the optimal reinsurance compensator is proportional to the weighted geometric mean of the compensators of the insurers, i.e. v^g . Thus, if π_k is small, then the insurer- k 's compensator only has a small affect on the reinsurer's compensator. Furthermore, if $\pi_k = 0$, then the reinsurer's compensator, and thus the optimal probability measure, is independent of insurer- k 's compensator. Moreover, the reinsurer's compensator scales exponentially with the ambiguity ε .

Proposition 4.3 *For $\mathbf{c} := (c_1, \dots, c_n) \in \mathbb{R}^n$, define the following parametrised set of compensators:*

$$\varsigma^\dagger(z, \mathbf{c}) := v^g(z) \exp \{ \varepsilon L(z, \boldsymbol{\alpha}^\dagger[\mathbf{c}]) \}. \quad (16)$$

Further, suppose that the system of non-linear equations in \mathbf{c}

$$1 + c_k = \frac{\int_0^\infty \left(z - r(z, \alpha_k^\dagger[c_k]) \right) \nu_k(dz) + \int_0^\infty \partial_c r(z, \alpha_k^\dagger[c])|_{c=c_k} \varsigma^\dagger(z, \mathbf{c}) dz}{\int_0^\infty \partial_c r(z, \alpha_k^\dagger[c])|_{c=c_k} \nu_k(dz)}, \quad \forall k \in \mathcal{N} \quad (17)$$

has a solution, which we denote by $\boldsymbol{\eta}^*$. Then, the reinsurer's optimal compensator in feedback form of problem (P_R) is $\varsigma^*(\cdot) := \varsigma^\dagger(\cdot, \boldsymbol{\eta}^*)$. Note that the optimal compensator is independent of time, thus we simply write $\varsigma^* = \varsigma_t^*$.

Proof. The reinsurer's value function is

$$\Phi(t, y) = \sup_{\eta \in \mathfrak{C}} \inf_{\varsigma \in \mathcal{V}} \mathbb{E}_{t,y}^{\mathbb{Q}^\varsigma} \left[Y_T + \frac{1}{\varepsilon} \sum_{k \in \mathcal{N}} \pi_k \int_t^T \int_{\mathbb{R}} \left(\varsigma_u(z) \left[\log \left(\frac{\varsigma_u(z)}{v_k(z)} \right) - 1 \right] + v_k(z) \right) dz du \right],$$

where $\mathbb{E}_{t,y}^{\mathbb{Q}^\varsigma}$ denotes the conditional \mathbb{Q}^ς -expectation given that the reinsurer's wealth process satisfies $Y_{t-} = y$. The value function may be written as

$$\Phi(t, y) = \sup_{\eta \in \mathfrak{C}} \inf_{\varsigma \in \mathcal{V}} \mathbb{E}_{t,y}^{\mathbb{Q}^\varsigma} \left[Y_T + \frac{1}{\varepsilon} \int_t^T \int_{\mathbb{R}} \left(\varsigma_u(z) \left[\log \left(\frac{\varsigma_u(z)}{v^g(z)} \right) - 1 \right] + v^g(z) \right) dz du \right]. \quad (18)$$

As $\eta_{k,t}$ are deterministic, the optimal $\varsigma_t(z)$ does not depend on the reinsurer's wealth and is a deterministic

field, denoted by $\varsigma(t, z)$. In this case, the conditional expectation simplifies, and we have that

$$\begin{aligned} \Phi(t, y) = \sup_{\eta \in \mathfrak{C}} \inf_{\varsigma \in \bar{\mathcal{V}}} \left\{ y + \int_t^T p_k^R(\alpha_{u,k}^*, \eta_{u,k}) du \right. \\ \left. + \frac{1}{\varepsilon} \int_t^T \int_{\mathbb{R}} \left(\varsigma(u, z) \left[\log \left(\frac{\varsigma(u, z)}{v^g(z)} \right) - 1 - \varepsilon \sum_{k \in \mathcal{N}} (z - r(z, \alpha_{u,k}^*)) \right] + v^a(z) \right) dz du \right\}, \end{aligned}$$

where $\bar{\mathcal{V}} \subset \mathcal{V}$ is the subset of deterministic admissible fields. By the dynamic programming principle, the value function Φ satisfies the Hamilton-Jacobi-Bellman-Isaacs (HJBI) equation:

$$\begin{aligned} 0 = \partial_t \Phi(t, y) + \sup_{\mathbf{c} \in \mathbb{R}_+^n} \inf_{v \in \mathcal{G}} \left\{ \sum_{k \in \mathcal{N}} p_k^R(\alpha_k^\dagger[c_k], c_k) \partial_y \Phi(t, y) + \int_{\mathbb{R}} [\Phi(t, y - L(z, \boldsymbol{\alpha}^\dagger[\mathbf{c}])) - \Phi(t, y)] v(t, z) dz \right. \\ \left. + \frac{1}{\varepsilon} \int_{\mathbb{R}} \left(v(t, z) \left[\log \left(\frac{v(t, z)}{v^g(z)} \right) - 1 \right] + v^a(z) \right) dz \right\} \end{aligned}$$

with terminal condition $\Phi(T) = y$. Since the value function is linear in y , we write $\Phi(t, y) = y + \phi(t)$, leading to the ordinary differential equation (ODE) for ϕ :

$$\begin{aligned} 0 = \phi'(t) + \sup_{\mathbf{c} \in \mathbb{R}_+^n} \inf_{v \in \mathcal{G}} \left\{ \sum_{k \in \mathcal{N}} p_k^R(\alpha_k^\dagger[c_k], c_k) - \int_{\mathbb{R}} L(z, \boldsymbol{\alpha}^\dagger[\mathbf{c}]) v(t, z) dz \right. \\ \left. + \frac{1}{\varepsilon} \int_{\mathbb{R}} \left(v(t, z) \left[\log \left(\frac{v(t, z)}{v^g(z)} \right) - 1 \right] + v^a(z) \right) dz \right\}, \end{aligned}$$

with terminal condition $\phi(T) = 0$.

We first consider the inner optimisation, that is the infimum problem, where we minimise the functional of v given by

$$\mathcal{L}[v] := \int_{\mathbb{R}_+} v(t, z) \left[\log \left(\frac{v(t, z)}{v^g(z)} \right) - 1 - \varepsilon L(z, \boldsymbol{\alpha}^\dagger[\mathbf{c}]) \right] dz.$$

Let $\delta > 0$, h be an arbitrary function such that $\delta h + v \in \mathcal{G}$. Applying a variational first order condition, and using $\log \left(\frac{v(t, z) + \delta h(x)}{v^g(z)} \right) = \log \left(\frac{v(t, z)}{v^g(z)} \right) + o(\delta)$, results in

$$0 = \lim_{\delta \rightarrow 0} \frac{\mathcal{L}[v + \delta h] - \mathcal{L}[v]}{\delta} = \int_{\mathbb{R}_+} h(z) \left[\log \left(\frac{v(t, z)}{v^g(z)} \right) - \varepsilon L(z, \boldsymbol{\alpha}^\dagger[\mathbf{c}]) \right] dz.$$

As h was arbitrary, this implies that

$$0 = \left[\log \left(\frac{v(t, z)}{v^g(z)} \right) - \varepsilon L(z, \boldsymbol{\alpha}^\dagger[\mathbf{c}]) \right].$$

Solving the above equation for v gives the optimal compensator in feedback form, i.e. ς^* :

$$\varsigma_t^*(z, \mathbf{c}) = v^g(z) \exp \{ \varepsilon L(z, \boldsymbol{\alpha}^\dagger[\mathbf{c}]) \}. \quad (19)$$

Substituting this into the HBJI equation, we have that

$$0 = \phi'(t) + \sup_{\mathbf{c} \in \mathbb{R}_+^n} \left\{ \sum_{k \in \mathcal{N}} p_k^R \left(\alpha_k^\dagger[c_k], c_k \right) + \frac{1}{\varepsilon} \int_{\mathbb{R}} [v^a(z) - \varsigma_t^*(z, \mathbf{c})] dz \right\}. \quad (20)$$

The derivative of the term in curly braces with respect to c_k , for each $k \in \mathcal{N}$, is

$$\begin{aligned} \frac{\partial}{\partial c_k} \{ \dots \} = & \lambda_k \left[\int_0^\infty [z - r(z, \alpha_k^\dagger[c_k])] F_k(dz) - (1 + c_k) \int_0^\infty \partial_{c_k} r(z, \alpha_k^\dagger[c_k]) F_k(dz) \right] \\ & + \int_{\mathbb{R}} \varsigma_t^*(z, \mathbf{c}) \partial_{c_k} r(z, \alpha_k^\dagger[c_k]) dz. \end{aligned}$$

The first order conditions requires setting this expression to 0 for all $k \in \mathcal{N}$ and all $t \in [0, T]$. Hence, we obtain that the optimal $\eta_{k,t}^*$ satisfies the non-linear equation

$$\eta_{k,t}^* = \frac{\int_0^\infty [z - r(z, \alpha_k^\dagger[\eta_{k,t}^*])] F_k(dz)}{\int_0^\infty \partial_c r(z, \alpha_k^\dagger[c]) \Big|_{c=\eta_{k,t}^*} F_k(dz)} + \frac{\int_0^\infty \partial_a r(z, a) \Big|_{a=\alpha_k^\dagger[\eta_{k,t}^*]} \varsigma^*(z, \mathbf{c}) dz}{\lambda_k \int_0^\infty \partial_a r(z, a) \Big|_{a=\alpha_k^\dagger[\eta_{k,t}^*]} F_k(dz)} - 1.$$

As there is no explicit time dependence in the above equation, the roots of these non-linear equations are constant over time. \square

The following theorem gives the Stackelberg equilibrium for the insurer-reinsurer game. The proof follows by combining [Proposition 3.2](#), which gives the optimal behaviour of the insurers, and [Proposition 4.3](#), which gives the optimal behaviour of the reinsurer.

Theorem 4.4 *Under the assumptions of [Proposition 3.2](#) and [Proposition 4.3](#), the Stackelberg equilibrium is $(\boldsymbol{\alpha}^*, \boldsymbol{\eta}^*, \varsigma^*)$, where $\boldsymbol{\alpha}^* := (\alpha_1^*, \dots, \alpha_n^*)$, with $\alpha_k^* := \alpha_k^\dagger[\eta_k^*]$ for all $k \in \mathcal{N}$,*

$$\varsigma^*(z, \boldsymbol{\eta}^*) = v^g(z) \exp \{ \varepsilon L(z, \boldsymbol{\alpha}^*) \},$$

and $\boldsymbol{\eta}^* = (\eta_1^*, \dots, \eta_n^*)$ satisfy

$$\begin{aligned} 0 = & \int_0^\infty \partial_a r(z, a) \Big|_{a=\alpha_k^*} \left\{ (1 + \eta_k^*) - e^{\gamma_k r(z, \alpha_k^*)} \right\} \nu_k(dz), \quad \forall k \in \mathcal{N}, \\ 1 + \eta_k^* = & \frac{\int_0^\infty (z - r(z, \alpha_k^*)) \nu_k(dz) + \int_0^\infty \partial_c r(z, \alpha_k^\dagger[c]) \Big|_{c=\eta_k^*} \varsigma^*(z, \boldsymbol{\eta}^*) dz}{\int_0^\infty \partial_c r(z, \alpha_k^\dagger[c]) \Big|_{c=\eta_k^*} \nu_k(dz)}, \quad \forall k \in \mathcal{N}. \end{aligned}$$

One observes that the reinsurer's optimal compensator is an exponential distortion of the weighted geometric mean of the insurers' compensators. For small ambiguity-aversion of the reinsurer, $\varepsilon \rightarrow 0$, the compensator approaches the weighted geometric mean. We see that the Stackelberg equilibrium $(\boldsymbol{\alpha}^*, \boldsymbol{\eta}^*, \varsigma^*)$ is independent of time, as the premia, the reinsurance demand, and the reinsurance optimal probability measure are all constant over time. Note that in this general case, the optimal insurance demand $\boldsymbol{\alpha}^*$ is a function of the optimal reinsurance safety loadings $\boldsymbol{\eta}^*$ and the optimal reinsurance compensator ς^* . Thus, the amount of reinsurance each insurer buys depends on the reinsurer's ambiguity aversion ε and their belief in each of the insurer's loss models, i.e. on π_k , $k \in \mathcal{N}$.

The connection between α^* , η^* , and ς^* is difficult to disentangle for general reinsurance contracts. However, for concrete reinsurance contracts, e.g., proportional and excess-of-loss, and a market with two insurers, we can illustrate the Stackelberg equilibrium, as we do in the next section.

5 Application to reinsurance contract types

In this section, we calculate and illustrate the Stackelberg equilibrium for specific reinsurance contracts. In particular, we consider proportional reinsurance and excess-of-loss reinsurance, with and without a policy limit. We further illustrate the solutions numerically in the case of two insurers.

5.1 Proportional reinsurance

First, we explicitly calculate the optimal proportional reinsurance contract. Recall that for this type of contract, the insurer decides a proportion of the loss to retain, $\alpha_k \in (0, 1]$, while the reinsurer covers the remaining proportion, $(1 - \alpha_k)$.

Proposition 5.1 (Proportional reinsurance) *Let α^* , η^* denote the solution of the following system of equations:*

$$\begin{aligned} (1 + \eta_k^*) \lambda_k \mu_k &= \int_0^\infty z e^{\gamma_k \alpha_k^* z} \nu_k(dz), \quad \forall k \in \mathcal{N}, \\ (1 + \eta_k^*) \lambda_k \mu_k &= (1 - \alpha_k^*) \gamma_k \int_0^\infty z^2 e^{\gamma_k \alpha_k^* z} \nu_k(dz) + \int_0^\infty z e^{\varepsilon z \sum_{j \in \mathcal{N}} (1 - \alpha_j^*)} v^g(z) dz, \quad \forall k \in \mathcal{N}. \end{aligned}$$

If such α^* , η^* exist, then the Stackelberg equilibrium for proportional reinsurance is $(\alpha^*, \eta^*, \varsigma^*)$, where

$$\varsigma^*(z) = v^g(z) \exp \left(\varepsilon z \sum_{k \in \mathcal{N}} (1 - \alpha_k^*) \right).$$

To further analyse the Stackelberg equilibrium in the proportional reinsurance case, we assume that there are two insurers whose losses are Gamma distributed with different parameters.

Example 5.2 *Suppose there are two insurers with Gamma distributed losses with shape parameters $m_1, m_2 > 0$ and scale parameters $\xi_1, \xi_2 > 0$, and intensities $\lambda_1, \lambda_2 > 0$, respectively. Let $\xi_k \leq \min\{\frac{1}{\gamma_k}, \frac{1}{2\varepsilon}\}$ and define*

$$\begin{aligned} \tilde{m} &:= m_1 \pi_1 + \pi_2 m_2, \\ \tilde{\xi} &:= \frac{\xi_1 \xi_2}{\pi_1 \xi_2 + \pi_2 \xi_1 - \varepsilon \xi_1 \xi_2 (2 - \alpha_1^* - \alpha_2^*)}. \end{aligned}$$

Then, at the Stackelberg equilibrium, the reinsurer's severity distribution is a Gamma distribution with shape \tilde{m} and scale $\tilde{\xi}$. This means that the reinsurer calculates premia as if both insurers have a Gamma distribution with parameters \tilde{m} and $\tilde{\xi}$ and constant intensity

$$\Lambda := \tilde{\xi}^{\tilde{m}} \Gamma(\tilde{m}) \left(\frac{\lambda_1}{\Gamma(m_1) \xi_1^{m_1}} \right)^{\pi_1} \left(\frac{\lambda_2}{\Gamma(m_2) \xi_2^{m_2}} \right)^{\pi_2},$$

where $\Gamma(\cdot)$ is the Gamma function. The assumption $\xi_k \leq \min\{\frac{1}{\gamma_k}, \frac{1}{2\varepsilon}\}$ implies that the insurer only underwrites losses that are in line with their absolute risk aversion. Recall that the mean of a Gamma random

variable is $m_k \xi_k$, thus insurer- k only considers risks with mean $m_k \xi_k \leq \frac{m_k}{\gamma_k}$. Similarly, the reinsurer requires that losses be in line with their ambiguity aversion, for example, they require that the means of each of the insurers' losses be bounded proportionally to the reciprocal of their ambiguity, i.e. $m_1 \xi_1 + m_2 \xi_2 \leq \frac{m_1 + m_2}{2\varepsilon}$.

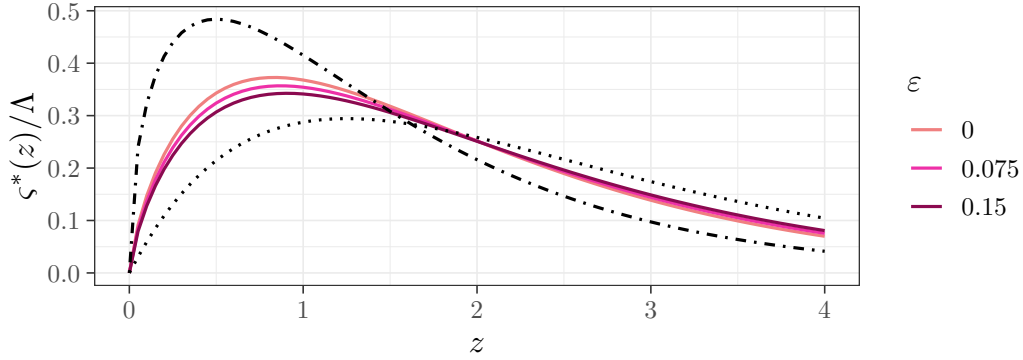
The insurers choose to reinsure proportions α_k^* of their losses, where α_k^* , $k = 1, 2$, is the solution of the following system of equations:

$$0 = \frac{-1}{(1 - \alpha_k^* \gamma_k \xi_k)^{m_k+1}} + \frac{\gamma_k(1 + m_k) \xi_k (1 - \alpha_k^*)}{(1 - \alpha_k^* \gamma_k \xi_k)^{m_k+2}} + \frac{\tilde{m} \tilde{\xi} \Lambda}{m_k \xi_k \lambda_k}, \quad k = 1, 2.$$

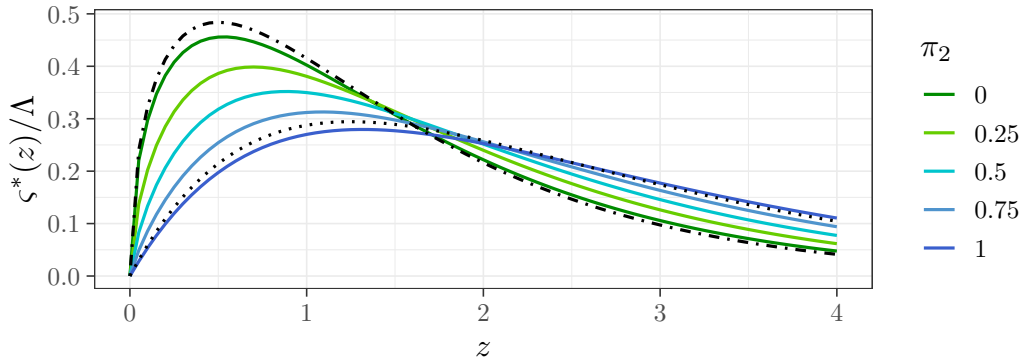
The reinsurer charges safety loadings

$$\eta_k^* = \frac{1}{(1 - \alpha_k^* \gamma_k \xi_k)^{m_k+1}} - 1, \quad k = 1, 2.$$

In the numerical example, the insurers' shape and scale parameters and intensities are $m_1 = 1.5$, $\xi_1 = 1$, $\lambda_1 = 2$ and $m_2 = 2$, $\xi_2 = 1.25$, $\lambda_2 = 2.5$, respectively. In particular, insurer-2 has greater expected losses than insurer-1, as it has on average more frequent claims, and the mean of their claim distribution is larger. The insurers have the same risk aversion, i.e. $\gamma_1 = \gamma_2 = 0.5$.



(a) Normalized compensator for different ε and $\pi_1 = \pi_2 = 0.5$



(b) Normalized compensator for different π_2 and $\varepsilon = 0.1$

Figure 1: The severity distributions of insurer-1 (dot-dashed line), insurer-2 (dotted line), and the reinsurer (solid lines) for three values of ε . The insurers have risk aversion parameters $\gamma_1 = \gamma_2 = 0.5$, intensities $\lambda_1 = 2$, $\lambda_2 = 2.5$, and their severity distributions are Gamma distributed with scale parameters $\xi_1 = 1$, $\xi_2 = 1.25$ and shape parameters $m_1 = 1.5$, $m_2 = 2$. In panel (a), ε is varied while the weights are fixed at $\pi_1 = \pi_2 = 0.5$. In panel (b), $\varepsilon = 0.1$ and the weights are varied.

Figure 1 plots the optimal severity distributions (normalised compensators) of insurer-1 (dot-dashed line), insurer-2 (dotted line), and the reinsurer (solid lines). Panel (a) shows the effect of the ambiguity aversion ε on the severity distribution. Here, the weights applied to the insurers' loss models are kept fixed at $\pi_1 = \pi_2 = 0.5$. The salmon-coloured line gives the reinsurer's severity distribution when the reinsurer is not ambiguity-averse ($\varepsilon = 0$). In this case, the reinsurer's severity distribution is the normalised geometric mean of the insurers' distributions. As the reinsurer's ambiguity aversion increases, they place more weight on larger losses. This can be seen in the figure in the pink and purple lines ($\varepsilon = 0.075, 0.15$). Panel (b) shows the effect of the choice of the weights, π_1 and π_2 , on the severity distribution, when ε is kept fixed at 0.1. As the weights vary, the reinsurer interpolates between the two insurers' severity distributions; however, they give a larger weight to large losses z due to their ambiguity aversion.

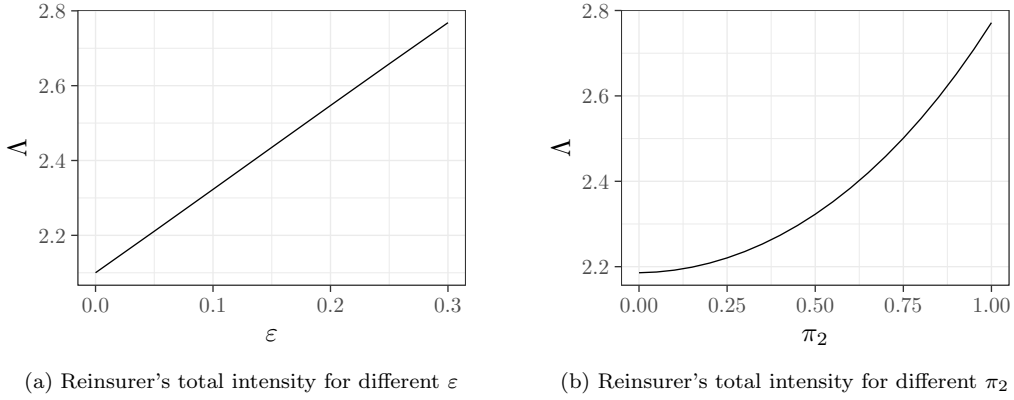


Figure 2: The total intensity, Λ , of the reinsurer. In panel (a), the reinsurer's ambiguity aversion parameter, ε , is varied while the weights are fixed at $\pi_1 = \pi_2 = 0.5$. In panel (b), $\varepsilon = 0.1$ and the weights applied to each insurer's loss model are varied. The insurers have risk aversion parameters $\gamma_1 = \gamma_2 = 0.5$, intensities $\lambda_1 = 2$, $\lambda_2 = 2.5$, and their severity distributions are Gamma distributed with scale parameters $\xi_1 = 1$, $\xi_2 = 1.25$ and shape parameters $m_1 = 1.5$, $m_2 = 2$.

Figure 2 shows the reinsurer's total constant intensity, Λ , as a function of the reinsurer's ambiguity aversion, ε , (panel (a)) and the weights applied to insurer-2's loss model, π_2 (panel (b)). Panel (a) shows that as the reinsurer becomes more ambiguity averse (increasing ε), the rate of arrival of claims increases under their optimal model. Panel (b) shows that the total intensity is also increasing as the reinsurer puts more weight on the loss model with greater expected losses.

Figure 3 shows the safety loading charged to each insurer at equilibrium, η_k^* , and the proportion of each loss they retain, α_k^* , as a function of π_2 , the weight applied by the reinsurer to insurer-2's loss model. Three different values of the ambiguity aversion parameter, $\varepsilon = 0, 0.05, 0.1$, are shown. Consider first the solid line, $\varepsilon = 0$, where the reinsurer has no ambiguity aversion. We observe that as π_2 increases, meaning that the reinsurer puts more weight onto the model with greater expected losses, the safety loadings, η_k^* , for both insurers are increasing. The amount retained by each insurer, α_k^* , increases as well.

In particular, we see that when both loss models are used to calculate the insurance premium ($\pi_2 \in (0, 1)$), insurer-1 pays more than if only their loss model were used ($\pi_2 = 0$). Meanwhile, insurer-2 benefits from the use of both models, paying less when $\pi_2 \in (0, 1)$ than when $\pi_2 = 1$. We further observe that insurer-1 is more sensitive to the pricing model than insurer-2. Insurer-1 buys reinsurance for 34% of the loss when $\pi_2 = 0$ and reduces their reinsurance demand to 20% for $\pi_2 = 1$, whereas insurer-2 only decreases their demand for reinsurance from 27% to 24%. When the reinsurer is ambiguity-averse (the dashed lines, $\varepsilon = 0.05, 0.1$), they

increase the safety loadings for both insurers and consequently, both insurer buy less reinsurance, i.e. the retain more, as α_k is increasing with ε .

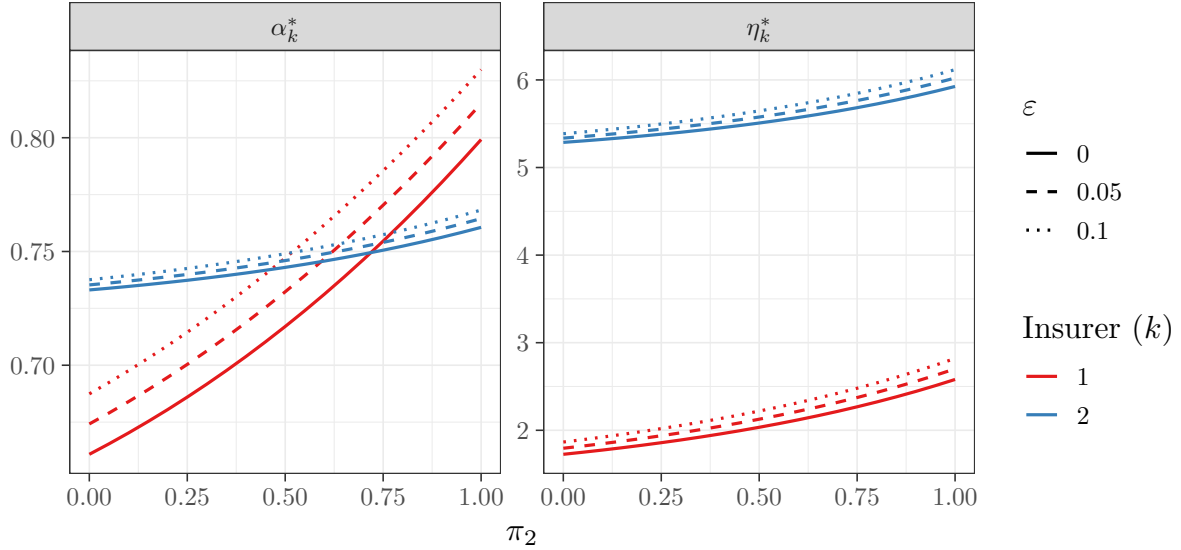


Figure 3: The equilibrium safety loadings charged to insurer- k , η_k^* , and the proportion of losses each insurer retains, α_k^* , $k = 1, 2$, as a function of the weight the reinsurer places on insurer-2's loss model, π_2 . The insurers have risk aversion parameters $\gamma_1 = \gamma_2 = 0.5$, intensities $\lambda_1 = 2$, $\lambda_2 = 2.5$, and their severity distributions are Gamma distributed with scale parameters $\xi_1 = 1$, $\xi_2 = 1.25$ and shape parameters $m_1 = 1.5$, $m_2 = 2$. In particular, insurer-2's model has greater expected losses.

We note that one can extend this example to n insurers, as long as $\xi_k \leq \min\{\frac{1}{\gamma_k}, \frac{1}{n\varepsilon}\}$ for $k \in \mathcal{N}$. In this case one solves a similar n -dimensional system of equations for α , the reinsurer's severity distribution remains Gamma distributed, and the equation to obtain η_k^* from α_k^* remains the same. The constraints on the scale parameters ξ_k mean that the insurer's loss model must be sufficiently light-tailed that they offer insurance according to their own utility preferences as parameterised by γ_k , and sufficiently light-tailed that the reinsurer offers reinsurance according to their ambiguity aversion, ε .

5.2 Excess-of-loss reinsurance

Next, we determine the optimal excess-of-loss reinsurance contract. Recall that for this type of contract, each insurer chooses a retention level, α_k^* , beyond which the reinsurer covers the losses.

Proposition 5.3 (Excess-of-loss reinsurance) *Let $(z-a)_+ := \min\{z-a, 0\}$ for $a \in \mathbb{R}$ and define insurer- k 's survival function, $\bar{F}_k(z) := 1 - F_k(z)$. Let α^* , η^* denote the solution of the following system of equations:*

$$\alpha_k^* = \frac{1}{\gamma_k} \log \left(\frac{\int_{\alpha_k^*}^{\infty} \varsigma^*(z) dz}{\lambda_k [\bar{F}_k(\alpha_k^*) - \gamma_k \int_{\alpha_k^*}^{\infty} \bar{F}_k(z) dz]} \right), \quad \forall k \in \mathcal{N},$$

$$\eta_k^* = e^{\gamma_k \alpha_k^*} - 1, \quad \forall k \in \mathcal{N},$$

where

$$\varsigma^*(z) = v^g(z) \exp \left(\varepsilon \sum_{k \in \mathcal{N}} (z - \alpha_k^*)_+ \right).$$

If such α^* , η^* exist, then the solution to the Stackelberg game is $(\alpha^*, \eta^*, \varsigma^*)$.

Recall that, for fixed ambiguity aversion ε , and fixed weights π_k , $k \in \mathcal{N}$, the reinsurance demand $\alpha_k^* = \alpha_k^\dagger[\eta_k^*]$, is a function of the optimal safety loadings η^* . Interestingly, the safety loading of the premia for insurer- k depends on insurer- k 's absolute risk aversion γ_k . Thus, an insurer with larger risk aversion is willing to pay a larger markup for the same contract. Furthermore, as the reinsurer's compensator ς^* is a function of α^* and η^* , the way the reinsurer distorts the insurer's loss model depends both on the covered loss and the safety loadings.

To illustrate the solution, consider the case of two insurers, where each has exponentially distributed losses, but with different means and intensities.

Example 5.4 Suppose there are two insurers, each with exponentially distributed losses with scale parameters $\xi_k \in (0, \min\{\frac{1}{\gamma_k}, \frac{1}{2\varepsilon}\})$, and intensity $\lambda_k > 0$, $k = 1, 2$. Then at the Stackelberg equilibrium, the insurers choose retention limits α_k^* , $k = 1, 2$, that solve the following set of non-linear equations:

$$\alpha_k^* = \frac{1}{\gamma_k} \log \left(\frac{\int_{\alpha_k^*}^{\infty} v^g(z) \exp(\varepsilon [(z - \alpha_1^*)_+ + (z - \alpha_2^*)_+]) dz}{\lambda_k e^{-\alpha_k^*/\xi_k} [1 - \gamma_k \xi_k]} \right), \quad k = 1, 2.$$

The reinsurer charges safety loadings

$$\eta_k^* = e^{\gamma_k \alpha_k^*} - 1, \quad k = 1, 2,$$

and has a compensator under the optimal model given by

$$\varsigma^*(z) = v^g(z) \exp(\varepsilon [(z - \alpha_1^*)_+ + (z - \alpha_2^*)_+]). \quad (21)$$

In the following numerical example, the insurers' scale parameters and intensities are $\xi_1 = 1$, $\lambda_1 = 2$ and $\xi_2 = 1.25$, $\lambda_2 = 2.5$, respectively. In particular, insurer-2 has greater expected losses than insurer-1, as it has on average more frequent claims, and the mean of their claim distribution is larger. Both insurers have the same risk aversion parameter $\gamma_1 = \gamma_2 = 0.5$.

Figure 4 plots the severity distributions of insurer-1 (dot-dashed line), insurer-2 (dotted line), and the reinsurer (solid lines) on a log scale. We assume that the insurers' models are equally weighted by the reinsurer, i.e., $\pi_1 = \pi_2 = 0.5$. The retention limits of each insurer, α_1^* and α_2^* , are marked with triangles. We consider three levels of ambiguity-aversion for the reinsurer: $\varepsilon = 0, 0.075, 0.15$, where the first case corresponds to the reinsurer being ambiguity-neutral. When $\varepsilon = 0$, the reinsurer's severity distribution is the normalised weighted geometric mean of the insurers' severity distributions, which appears as a straight line on the log scale as it is exponentially distributed. Including ambiguity aversion shifts the tail of the reinsurer's severity distribution up, creating kinks at $z = \alpha_1^*$ and $z = \alpha_2^*$. Thus, when the reinsurer is ambiguity-averse, they add weight to the parts of the distribution that are past each insurer's retention limit. Note that for all ε , $\alpha_2^* < \alpha_1^*$, and with larger ambiguity of the reinsurer, we observe that α_k^* shifts to the right, indicating that both insurers buy less reinsurance.

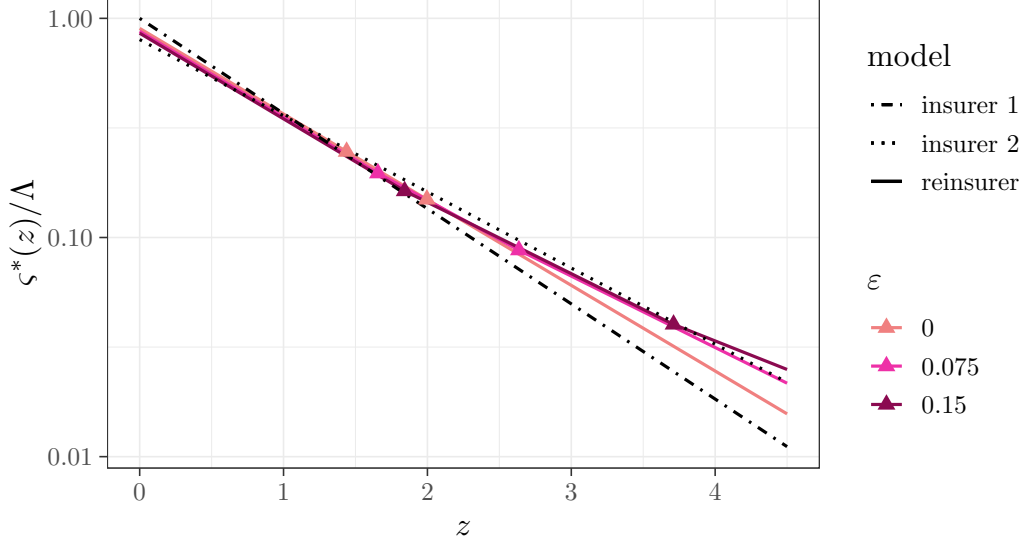


Figure 4: The severity distributions on a log scale of insurer-1, insurer-2, and the reinsurer for three values of ε . The triangles mark the retention limits of each insurer, α_1^* and α_2^* . The insurers have risk aversion parameters $\gamma_1 = \gamma_2 = 0.5$, intensities $\lambda_1 = 2$, $\lambda_2 = 2.5$, and their severity distributions are exponential with scale parameters $\xi_1 = 1$, $\xi_2 = 1.25$. In particular, insurer-2's model has greater expected losses. The insurers' models are equally weighted with $\pi_1 = \pi_2 = 0.5$.

Figure 5 shows the safety loading charged to each insurer at equilibrium, η_k^ , and the quantile of their retention level, $F_k(\alpha_k^*)$, as a function of the weight applied by the reinsurer to insurer-2's loss model, π_2 . Again, three different values of the ambiguity aversion parameter, ε , are shown. Similar to the case of proportional reinsurance (Example 5.2, in particular Figure 3), the safety loading charged to each insurer, η_k^* , are increasing as the weight applied to the distribution with greater expected losses, π_2 increases, and the amount of reinsurance purchased by the insurers is decreasing (α_k^* is increasing). In particular, when $\varepsilon = 0.1$ and when the riskier loss model of insurer-2 is more heavily weighted (π_2 close to 1), then insurer-1 chooses to retain almost all of their losses ($F_1(\alpha_1^*)$ is close to 1). When the reinsurer is more ambiguity averse ($\varepsilon = 0.05, 0.1$, the dashed and dotted lines), the safety loadings are increased and so is the amount retained by the insurers.*

Next, we consider the case where the excess-of-loss reinsurance is capped at a policy limit $\ell_k > 0$, $k \in \mathcal{N}$.

Proposition 5.5 (Capped excess-of-loss reinsurance) *Let α^* , η^* denote the solution of the following system of equations:*

$$\alpha_k^* = \frac{1}{\gamma_k} \log \left(\frac{\int_{\alpha_k^*}^{\alpha_k^* + \ell_k} \zeta^*(z) dz}{\lambda_k \left[F_k(\alpha_k^* + \ell_k) - F_k(\alpha_k^*) - \gamma_k \int_{\alpha_k^*}^{\alpha_k^* + \ell_k} \bar{F}_k(z) dz \right]} \right), \quad \forall k \in \mathcal{N},$$

$$\eta_k^* = e^{\gamma_k \alpha_k^*} - 1, \quad \forall k \in \mathcal{N},$$

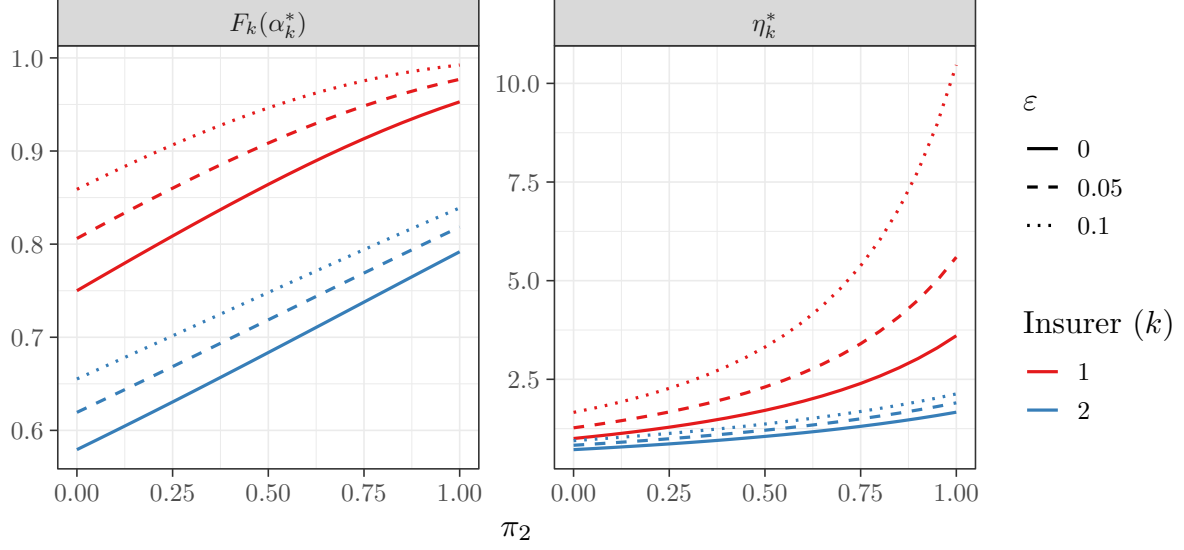


Figure 5: The equilibrium safety loadings charged to insurer- k , η_k^* , and the quantiles of their retention limits, $F_k(\alpha_k^*)$, $k = 1, 2$, as a function of the weight the reinsurer places on insurer-2's loss model, π_2 . The insurers have risk aversion parameters $\gamma_1 = \gamma_2 = 0.5$, intensities $\lambda_1 = 2$, $\lambda_2 = 2.5$, and their severity distributions are exponential with scale parameters $\xi_1 = 1$, $\xi_2 = 1.25$. In particular, insurer-2's model has greater expected losses.

where

$$\varsigma^*(z) = v^g(z) \exp \left(\varepsilon \sum_{k \in \mathcal{N}} \min \{ (z - \alpha_k^*)_+, \ell_k \} \right).$$

If such α^* , η^* exist, then the Stackelberg game has the solution $(\alpha^*, \eta^*, \varsigma^*)$.

We observe that as the policy limit gets large, $\ell_k \rightarrow \infty$, the retention level of the insurers, α_k^* , approaches the retention level in [Proposition 5.3](#), i.e., when there is no policy limit on the excess-of-loss reinsurance. As the safety loadings η^* and the optimal compensator ς^* depend on α^* , the Stackelberg equilibrium from [Proposition 5.3](#) (no policy limit) is the limiting case of the capped excess-of-loss reinsurance equilibrium as the policy limit goes to infinity. Furthermore, the premium charged by the reinsurer when there is a policy limit,

$$p_k^R = (1 + \eta_k^*) \lambda_k \int_{\alpha_k^*}^{\alpha_k^* + \ell_k} \bar{F}_k(z) dz,$$

approaches the premium charged when the reinsurance coverage is not capped, as $\ell_k \rightarrow \infty$.

Example 5.6 We return to the previous example ([Example 2.4](#)) with the addition of policy limits ℓ_k . [Figure 6](#) shows the reinsurer's compensator on the log scale when the policy limits are $\ell_1 = \ell_2 = 1$, which corresponds to the 63rd and 55th quantiles of the insurer-1 and insurer-2' loss distributions, respectively, prior to purchasing reinsurance. We assume both insurers' loss models are equally weighted ($\pi_1 = \pi_2 = 0.5$). Similar to [Figure 4](#), at the retention limits, α_k^* (marked with triangles), the compensator shifts away from the normalised geometric mean when the reinsurer is ambiguity averse ($\varepsilon > 0$). However, once the policy limits of both insurers are reached (at $\alpha_k^* + \ell_k$, $k = 1, 2$, marked with squares), the compensator has again an exponential decay.

[Figure 7](#) shows the quantiles of the insurers' retention limits, $F_k(\alpha_k^*)$, their safety loadings, η_k^* , as well

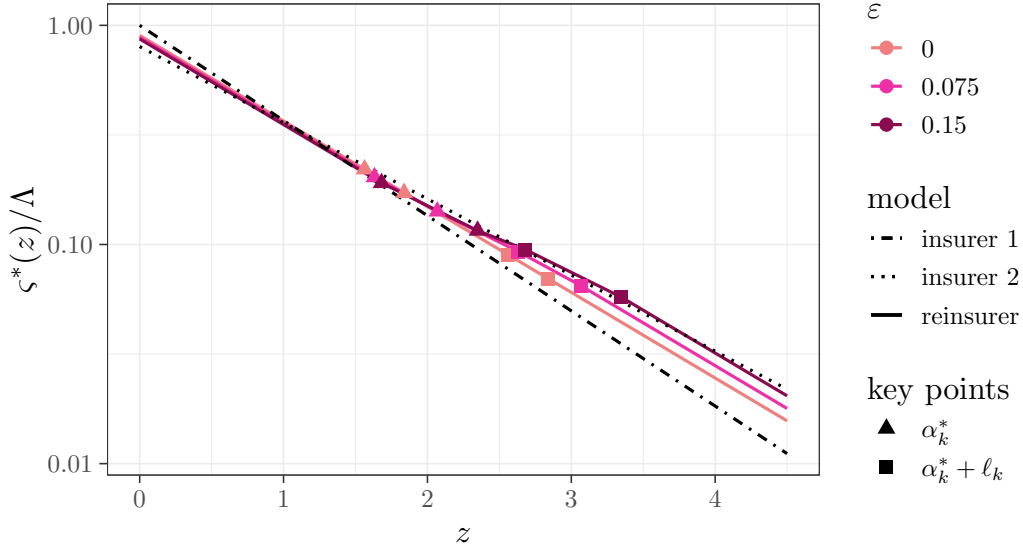


Figure 6: The severity distributions on a log scale of insurer-1, insurer-2, and the reinsurer for three values of ε . The triangles mark the retention limits of each insurer, α_1^* and α_2^* , and the squares mark the upper limit of the reinsurance coverage, $\alpha_1^* + \ell_1$ and $\alpha_2^* + \ell_2$. The insurers have risk aversion parameters $\gamma_1 = \gamma_2 = 0.5$, intensities $\lambda_1 = 2$, $\lambda_2 = 2.5$, and their severity distributions are exponential with scale parameters $\xi_1 = 1$, $\xi_2 = 1.25$. The insurers' loss models are equally weighted with $\pi_1 = \pi_2 = 0.5$.

as the premium charged, p_k^R , as a function of the policy limit, ℓ_k . The faint horizontal lines give the optimal values when there is no policy limit. As expected, we observe that in all cases the variables approach the no policy limit equilibrium as ℓ_k gets large — note that $\ell_k = 6$ corresponds approximately to the 99th quantile of both insurers' loss distributions.

First, examine the equilibrium values for insurer-1 (red lines). Their retention limit, α_1^* , is increasing in ℓ_1 for all levels of ambiguity aversion, ε . Moreover, the safety loading, η_1^* , is also increasing in ℓ_1 for all ε . The premium, p_1^R , however, is not monotone in ℓ_1 , as it depends on both the reinsurance purchased and the safety loading. Indeed, we observe that for large ambiguity, $\varepsilon = 0.1$, the safety loading is steeply increasing in ℓ_1 , which results that insurer-1's demand of reinsurance drastically decreases.

The equilibrium values for the riskier insurer (insurer-2, blue lines) have different behaviour with increasing ℓ_2 : when the reinsurer is not ambiguity-averse, insurer-2 decreases their retention limit as the policy limit increases, purchasing more reinsurance. Moreover, the safety loading is also decreasing in ℓ_2 , however, the combined result is that insurer-2 pays a larger premium, p_2^R , as ℓ_k increases. This behaviour is dampened when the reinsurer is ambiguity-averse ($\varepsilon = 0.1$), as the safety loading η_2^* becomes increasing in ℓ_2 .

6 Reinsurer's utility maximisation strategy under ambiguity

In the literature, the problem of a reinsurer who maximises their expected utility, rather than their expected wealth, has been well-studied for the case of one insurer. Examples include Yi, Z. Li, et al. (2013), Yi, F. Viens, et al. (2015), Hu, S. Chen, and Wang (2018a,b), and D. Li, Zeng, and Yang (2018). In this section, we compare our problem to this related utility-maximisation problem. For this, we assume that the reinsurer, like the insurers, has a CARA utility function $u(x) = -\frac{1}{m}e^{-mx}$ with risk aversion parameter $m > 0$. To obtain an analytical solution, we follow the convention in the literature and adopt a state-

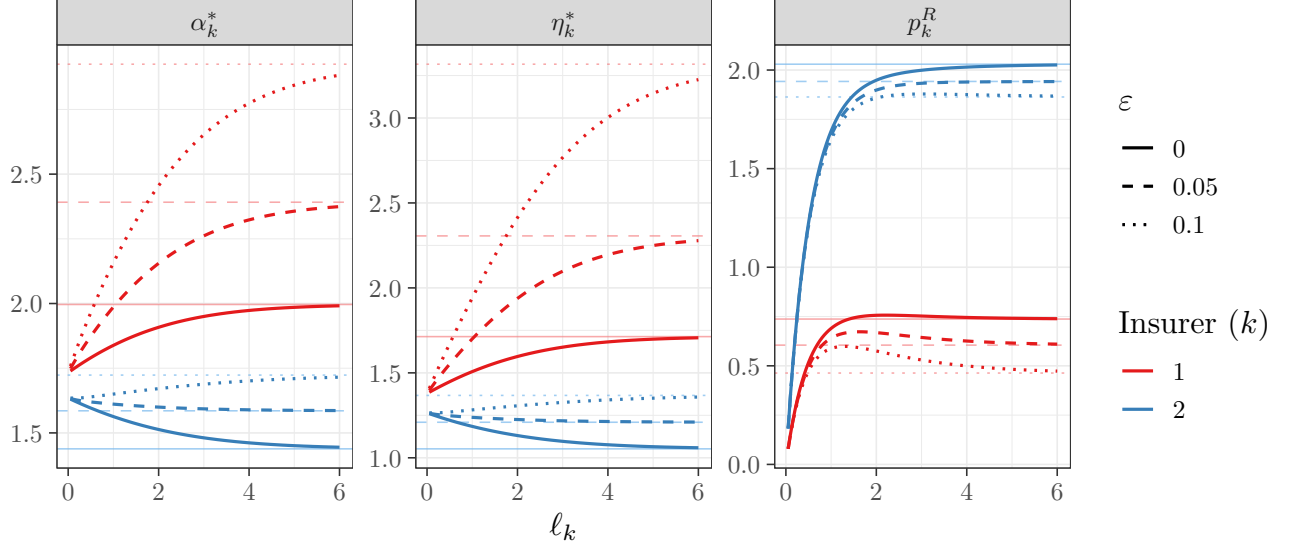


Figure 7: The safety loading, η_k^* , quantile of the retention limit, $F_k(\alpha_k^*)$, and the premium, p_k^R , charged to each insurer as a function of the policy limit, ℓ_k . The dotted horizontal lines give the corresponding values for the case of no policy limit. The insurers have risk aversion parameters $\gamma_1 = \gamma_2 = 0.5$, intensities $\lambda_1 = 2$, $\lambda_2 = 2.5$, and their severity distributions are exponential with scale parameters $\xi_1 = 1$, $\xi_2 = 1.25$.

dependent ambiguity preference term for the reinsurer. First introduced by Maenhout (2004) one generalises the ambiguity aversion parameter ε to one that depends on time and reinsurer's wealth, (t, y) , as follows:

$$\varphi(t, y) := -\frac{\varepsilon}{m \Phi(t, y)},$$

where $\Phi(\cdot, \cdot)$ is the value function of the reinsurer's utility maximisation problem. This type of ambiguity aversion has been used extensively in reinsurance games in continuous time, and results that the reinsurer's ambiguity aversion scales inter-temporally with the value function. These changes give the following modified value function for the reinsurer:

$$\begin{aligned} \Phi(t, y) &= \sup_{\eta \in \mathcal{C}} \inf_{\varsigma \in \mathcal{V}} \mathbb{E}_{t, y}^{\mathbb{Q}^\varsigma} \left[u(Y_T) + \sum_{k \in \mathcal{N}} \pi_k \int_t^T \int_{\mathbb{R}} \frac{1}{\varphi(s, Y_{s-})} \left(\varsigma_s(z) \left[\log \left(\frac{\varsigma_s(z)}{v_k(z)} \right) - 1 \right] + v_k(z) \right) dz ds \right] \\ &= \sup_{\eta \in \mathcal{C}} \inf_{\varsigma \in \mathcal{V}} \mathbb{E}_{t, y}^{\mathbb{Q}^\varsigma} \left[u(Y_T) - \frac{m}{\varepsilon} \sum_{k \in \mathcal{N}} \pi_k \int_t^T \int_{\mathbb{R}} \Phi(s, Y_{s-}) \left(\varsigma_s(z) \left[\log \left(\frac{\varsigma_s(z)}{v_k(z)} \right) - 1 \right] + v_k(z) \right) dz ds \right]. \end{aligned} \quad (22)$$

The solution to the reinsurer's problem with this modified value function is given in the following proposition. We assume the insurers' problem is unchanged, so the solution to their problem is the one given in [Proposition 3.2](#).

Proposition 6.1 *For $\mathbf{c} := (c_1, \dots, c_n) \in \mathbb{R}^n$, define the following parameterised set of compensators:*

$$\varsigma^\dagger(z, \mathbf{c}) := v^g(z) \exp \left(\frac{\varepsilon}{m} \left[e^{mL(z, \boldsymbol{\alpha}^\dagger[\mathbf{c}])} - 1 \right] \right). \quad (23)$$

Further, suppose that the system of non-linear equations in \mathbf{c}

$$1 + c_k^* = \frac{\int_0^\infty (z - r(z, \alpha_k^\dagger[c_k])) \nu_k(dz) + \int_0^\infty e^{mL(z, \alpha^\dagger[c])} \partial_c r(z, \alpha_k^\dagger[c])|_{c=c_k} \varsigma^\dagger(z, \mathbf{c}) dz}{\int_0^\infty \partial_c r(z, \alpha_k^\dagger[c])|_{c=\eta_k^*} \nu_k(dz)}, \quad \forall k \in \mathcal{N} \quad (24)$$

has a solution, which we denote by $\boldsymbol{\eta}^*$. Then, the reinsurer's optimal compensator in feedback form for (22) is $\varsigma^*(\cdot) := \varsigma^\dagger(\cdot, \boldsymbol{\eta}^*)$.

The proof of this proposition is similar to the proof of [Proposition 4.3](#) and can be found in [Appendix A](#). Combining this result with [Proposition 3.2](#), we obtain the Stackelberg equilibrium for the case where the reinsurer has exponential utility and a scaled entropy penalty.

Theorem 6.2 *Under the assumptions of [Proposition 3.2](#) and [Proposition 6.1](#), the Stackelberg equilibrium when the reinsurer maximises their exponential utility is $(\boldsymbol{\alpha}^*, \boldsymbol{\eta}^*, \varsigma^*)$, where $\boldsymbol{\alpha}^* = (\alpha_1^*, \dots, \alpha_n^*)$, with $\alpha_k^* := \alpha_k^\dagger[\eta_k^*]$, $k \in \mathcal{N}$,*

$$\varsigma^*(z) = v^g(z) \exp\left(\frac{\varepsilon}{m} \left[e^{mL(z, \boldsymbol{\alpha}^*)} - 1\right]\right),$$

and $\boldsymbol{\eta}^* = (\eta_1^*, \dots, \eta_n^*)$ satisfy

$$\begin{aligned} 0 &= \int_0^\infty \partial_a r(z, a)|_{a=\alpha_k^*} \left\{ (1 + \eta_k^*) - e^{\gamma_k r(z, \alpha_k^*)} \right\} \nu_k(dz), \quad \forall k \in \mathcal{N}, \\ 1 + \eta_k^* &= \frac{\int_0^\infty (z - r(z, \alpha_k^*)) \nu_k(dz) + \int_0^\infty e^{mL(z, \boldsymbol{\alpha}^*)} \partial_c r(z, \alpha_k^\dagger[c])|_{c=\eta_k^*} \varsigma^*(z) dz}{\int_0^\infty \partial_c r(z, \alpha_k^\dagger[c])|_{c=\eta_k^*} \nu_k(dz)}, \quad \forall k \in \mathcal{N}. \end{aligned}$$

The main difference to the case where the reinsurer maximises their expected wealth ([Theorem 4.4](#)) is in the reinsurer's compensator. Here, the weighted geometric mean of the insurers' compensators is multiplied by a double exponential term which depends on the aggregate total loss of the reinsurer, as opposed to a single exponential term. In addition, the second set of equations has an additional exponential term in the second integral in the numerator. We observe that as $m \rightarrow 0$, that is diminishing absolute risk aversion, the Stackelberg equilibrium approaches the one where the reinsurer maximises their expected wealth ([Theorem 4.4](#)).

Comparing the compensators from the two problems, we observe that when the reinsurer's risk aversion parameter satisfies $m \geq 1$, the compensator in the utility-maximisation case dominates that of the wealth-maximisation case for any non-negative loss. When $m \in (0, 1)$, the compensator in the wealth-maximisation case dominates the compensator in the utility-maximisation case until an aggregate loss level $L^*(z)$ ⁴, after which the relationship reverses. Thus for lower levels of risk aversion ($m < 1$), the reinsurer up-weights larger losses and down-weights smaller losses as compared to the wealth-maximisation case. When the reinsurer is both risk-averse (CARA utility, $m > 0$) and ambiguity-averse ($\varepsilon > 0$), they adopt a model that puts much more weight on tail losses. Furthermore, as $L(z, \boldsymbol{\alpha})$ is a function of z , their compensator is not integrable for many common types of reinsurance contracts and common choices of loss distributions, for example excess-of-loss reinsurance without a policy limit and proportional reinsurance require the existence of the moment generating function of the random variable e^Z , where Z is the aggregate loss of the reinsurer. Thus,

⁴ $L^*(z) = -W(-me^{-m})/m - 1$, where W is the Lambert W function.

in these cases, the reinsurance contracts cannot be priced for the case when the reinsurer is both ambiguity- and risk- averse.

Our solution is consistent with the literature. For example, Hu, S. Chen, and Wang (2018b) allow for measure changes which depend on time only and find that for an excess-of-loss reinsurance contract, the optimal probability distortion is

$$\varsigma^* = v(z) \exp \left(\frac{\varepsilon}{m} \left[\left(\int_{\alpha^*}^{\infty} e^{m(z-\alpha^*)} - 1 \right) F(dz) \right] \right)$$

(adjusting for notational differences and differences in investment behaviour of the reinsurer). In our setting, allowing for time and state dependence, for a single insurer and an excess-of-loss contract, we obtain

$$\varsigma^*(z) = v(z) \exp \left(\frac{\varepsilon}{m} \left[e^{m(z-\alpha^*)} - 1 \right] \right).$$

Thus, the difference is an expectation within the exponential. Allowing the probability distortion to depend on the loss size (equivalently, allowing the severity distribution to change under the optimal measure) generalises the results of Hu, S. Chen, and Wang (2018b). It also illustrates an important point: the problem where the reinsurer is both risk-averse and ambiguity-averse is ill-posed when the reinsurer's probability distortion can depend on the size of the loss z , as the reinsurer seeks to avoid risk to an extent to which they cannot price their reinsurance contracts. Thus, it is preferable to consider the case of a wealth-maximising reinsurer, as in this paper, to not penalise tail losses twice.

Next, we illustrate the solution, when the reinsurer is both ambiguity- and risk- averse and the aggregate loss of the reinsurer has bounded support. This holds in particular, for excess-of-loss reinsurance contracts with a policy limit, as shown in the next example.

Example 6.3 *We consider the equilibrium of an excess-of-loss reinsurance contract with a premium limit between two insurers and a reinsurer, when the reinsurer maximises their expected CARA utility. The model parameters are the same as in Example 5.6, i.e., the insurers' scale parameters and intensities are $\xi_1 = 1$, $\lambda_1 = 2$ and $\xi_2 = 1.25$, $\lambda_2 = 2.5$, respectively. The insurers have risk aversion parameters $\gamma_1 = \gamma_2 = 0.5$ and the policy limits are $\ell_1 = \ell_2 = 1$.*

Figure 8 shows the quantile of the insurer- k 's retention limit $F_k(\alpha_k^)$ and the safety loading, η_k^* , as a function of the reinsurer's risk aversion parameter, m . The points mark the solution in the case where the reinsurer is wealth-maximising (which corresponds to the limiting case, $m \rightarrow 0$). As expected, the safety loadings, η_k^* , of both insurers are increasing in m for all levels of ambiguity ε , and thus as m increases, the insurers buy less reinsurance and retain a larger part of the losses themselves.*

As both insurers have a policy limit of 1, insurer-1 is insuring further into the tail of the loss distribution than insurer-2. For example, when $m = 0$ and $\varepsilon = 0$, insurer-2 insures from the 71st to the 87th quantile of their loss distribution, whereas insurer-1 insures from the 84th to the 94th quantile of their loss distribution. Given that the CARA utility increases the reinsurer's risk aversion for larger losses, this causes the reinsurer to charge a much higher safety loading to insurer-1 than to insurer-2. This high price pushes insurer-1 to retain nearly all losses ($F_1(\alpha_1^)$ approaches 1) for m close to 1.*

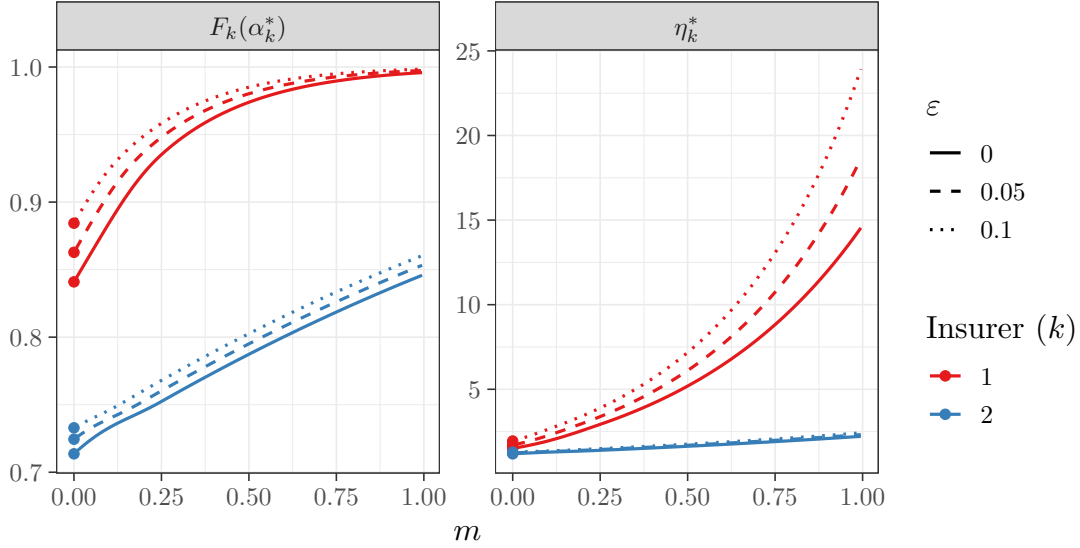


Figure 8: The equilibrium safety loadings charged to insurer- k , η_k^* , and the quantiles of their retention limits, $F_k(\alpha_k^*)$, $k = 1, 2$, as a function of the reinsurer's risk-aversion parameter, m . The insurers have risk aversion parameters $\gamma_1 = \gamma_2 = 0.5$, intensities $\lambda_1 = 2$, $\lambda_2 = 2.5$, and their severity distributions are exponential with scale parameters $\xi_1 = 1$, $\xi_2 = 1.25$. The insurers' loss models are equally weighted with $\pi_1 = \pi_2 = 0.5$.

7 Conclusion

We study optimal reinsurance in continuous time via a Stackelberg game. Specifically, we consider the novel problem of an ambiguity-averse reinsurer who interacts with multiple insurers, where each insurer has a different loss model and utility function. Each insurer chooses the portion of their losses to reinsure that optimises their expected utility, while the reinsurer sets prices that maximise their expected wealth and simultaneously accounts for ambiguity around the insurer's loss models. In particular, the reinsurer has (a) a priori beliefs in each insurer's model, and then penalises each model with the Kullback-Leibler divergence, and (b) an overall ambiguity factor indicating uncertainty in the insurance market. We solve this Stackelberg game for a unified framework of reinsurance contracts and allow the reinsurer's probability distortion to depend on time, claim frequency, and claim severity. We find that at the Stackelberg equilibrium, the reinsurer sets prices under a model which is closely related to the barycentre of the insurers' loss models. Indeed if the reinsurer is ambiguity neutral, they choose the barycentre model, while if the reinsurer is ambiguity averse, they weight the tail of their losses more heavily. We illustrate the Stackelberg equilibrium on proportional reinsurance and excess-of-loss reinsurance with and without a policy limit.

We further compare our solution to the case where the ambiguity-averse reinsurer maximises their CARA utility, generalising known results in the literature to account for ambiguity in the severity distribution. We find that a solution to the utility maximisation case only exists in very restrictive cases, such as when the losses covered by the reinsurer are bounded. In this case, the safety loadings charged to the insurers are increasing in the reinsurer's risk aversion parameter.

Study of the optimal behaviour of a reinsurer that contracts with multiple insurers opens up many possible directions for further research. Following Kroell, Pesenti, and Jaimungal (2022), who study reverse stress testing of compound Poisson models, one could consider stress testing of the reinsurer's model. For example, one could ask what type of shock would exceed a given risk threshold for the reinsurer, or threaten

their solvency. Another fruitful direction would be to allow for more heterogeneity in the insurers' beliefs about their losses by relaxing the assumption of the equivalence of the insurers' probability measures, as Boonen and Ghossoub (2021) do in the one-period setting.

Acknowledgements

EK is supported by an NSERC Canada Graduate Scholarship-Doctoral. SJ and SP would like to acknowledge support from the Natural Sciences and Engineering Research Council of Canada (grants RGPIN-2018-05705, and DGEER-2020-00333, RGPIN-2020-04289). SP also acknowledges support from the Canadian Statistical Sciences Institute (CANSSI).

Appendix A Proof of Proposition 6.1

Proof. We write the reinsurer's value function as

$$\Phi(t, y) = \sup_{\eta \in \mathfrak{C}} \inf_{\varsigma \in \mathcal{V}} \mathbb{E}_{t, y}^{\mathbb{Q}^\varsigma} \left[u(Y_T) - \frac{m}{\varepsilon} \int_t^T \int_{\mathbb{R}} \Phi(s, Y_{s-}) \left(\varsigma_s(z) \left[\log \left(\frac{\varsigma_s(z)}{v^g(z)} \right) - 1 \right] + v^a(z) \right) dz ds \right].$$

By the dynamic programming principle, the value function Φ satisfies the HJBI equation:

$$\begin{aligned} 0 = \partial_t \Phi(t, y) + \sup_{\mathbf{c} \in \mathbb{R}_+^n} \inf_{v \in \mathcal{G}} \left\{ \sum_{k \in \mathcal{N}} p_k^R(\alpha_k^\dagger[c_k], c_k) \partial_y \Phi(t, y) + \int_{\mathbb{R}} [\Phi(t, y - L(z, \boldsymbol{\alpha}^\dagger[\mathbf{c}])) - \Phi(t, y)] v(t, z) dz \right. \\ \left. + \Phi(t, y) \left(\frac{m}{\varepsilon} \right) \int_{\mathbb{R}} \left(v(t, z) \left[\log \left(\frac{v(t, z)}{v^g(z)} \right) - 1 \right] + v^a(z) \right) dz \right\}, \end{aligned}$$

with terminal condition $\Phi(T, y) = -\frac{1}{m} e^{-my}$.

Given the functional form of the terminal condition, we make the Ansatz $\Phi(t, y) = -\frac{1}{m} e^{-m[f(t)+g(t)y]}$ for deterministic functions $f(t)$ and $g(t)$ satisfying terminal conditions $f(T) = 0$ and $g(T) = 1$. Upon substituting the Ansatz into the HJBI equation and simplifying, we obtain the ODE

$$\begin{aligned} 0 = mf'(t) + \sup_{\mathbf{c} \in \mathbb{R}_+^n} \inf_{v \in \mathcal{G}} \left\{ m \sum_{k \in \mathcal{N}} p_k^R(\alpha_k^\dagger[c_k], c_k) - \int_{\mathbb{R}} (e^{mL(z, \boldsymbol{\alpha}^\dagger[\mathbf{c}])} - 1) v(t, z) dz \right. \\ \left. + \frac{m}{\varepsilon} \int_{\mathbb{R}} \left(v(t, z) \left[\log \left(\frac{v(t, z)}{v^g(z)} \right) - 1 \right] + v^a(z) \right) dz \right\}, \end{aligned}$$

with terminal condition $f(T) = 0$ and that $g(t) = 1$ for all $t \in [0, T]$.

We first consider the inner optimisation, that is the infimum problem. We wish to minimize the functional of v given by

$$\mathcal{L}[v] = \int_{\mathbb{R}_+} v(t, z) \left[\frac{m}{\varepsilon} \left(\log \left(\frac{v(t, z)}{v^g(z)} \right) - 1 \right) - e^{mL(z, \boldsymbol{\alpha}^\dagger[\mathbf{c}])} + 1 \right] dz.$$

Let $\delta > 0$, h be an arbitrary function such that $\delta h + v \in \mathcal{G}$. Applying a variational first order condition, we obtain

$$0 = \lim_{\delta \rightarrow 0} \frac{\mathcal{L}[v + \delta h] - \mathcal{L}[v]}{\delta} = \int_{\mathbb{R}_+} h(z) \left[\frac{m}{\varepsilon} \log \left(\frac{v(t, z)}{v^g(z)} \right) - e^{mL(z, \boldsymbol{\alpha}^\dagger[\mathbf{c}])} + 1 \right] dz.$$

As h was arbitrary, this implies that the term in the square brackets must vanish; therefore, the optimal compensator in feedback form, ς^* is

$$\varsigma_t^*(z, \mathbf{c}) = v^g(z) \exp \left\{ \frac{\varepsilon}{m} \left(e^{mL(z, \boldsymbol{\alpha}^\dagger[\mathbf{c}])} - 1 \right) \right\}.$$

Substituting this into the HBJI equation above, we have that

$$0 = mf'(t) + \sup_{\mathbf{c} \in \mathbb{R}_+^n} \left\{ m \sum_{k \in \mathcal{N}} p_k^R(\alpha_k^\dagger[c_k], c_k) - \frac{m}{\varepsilon} \int_{\mathbb{R}} \varsigma_t^*(z, \mathbf{c}) dz + \frac{m}{\varepsilon} \sum_{k \in \mathcal{N}} \pi_k \lambda_k \mu_k \right\}.$$

Next, the derivative of the term in curly braces with respect to c_k , $k \in \mathcal{N}$ is

$$\begin{aligned} \frac{\partial}{\partial c_k} \{ \dots \} = & m \left[\int_0^\infty \left[z - r(z, \alpha_k^\dagger[c_k]) \right] \nu_k(dz) - (1 + c_k) \int_0^\infty \partial_{c_k} r(z, \alpha_k^\dagger[c_k]) \nu_k(dz) \right] \\ & + m \int_0^\infty \partial_{c_k} r(z, \alpha_k^\dagger[c_k]) \exp \left\{ \frac{\varepsilon}{m} \left[e^{mL(z, \boldsymbol{\alpha}^\dagger[\mathbf{c}])} - 1 \right] + mL(z, \boldsymbol{\alpha}^\dagger[\mathbf{c}]) \right\} v^g(z) dz. \end{aligned}$$

The first order conditions require setting this expression to 0 for all $k \in \mathcal{N}$ and all $t \in [0, T]$. Hence, we obtain that the optimal $\eta_{k,t}^*$ satisfies the non-linear equation

$$\eta_{k,t}^* = \frac{\int_0^\infty \left[z - r(z, \alpha_k^\dagger[\eta_{k,t}^*]) \right] \nu_k(dz)}{\int_0^\infty \partial_c r(z, \alpha_k^\dagger[c]) \Big|_{c=\eta_{k,t}^*} \nu_k(dz)} + \frac{\int_0^\infty e^{mL(z, \boldsymbol{\alpha}^\dagger[\boldsymbol{\eta}^*])} \partial_a r(z, a) \Big|_{a=\alpha_k^\dagger[\eta_{k,t}^*]} \varsigma_t^*(z, \mathbf{c}) dz}{\int_0^\infty \partial_a r(z, a) \Big|_{a=\alpha_k^\dagger[\eta_{k,t}^*]} \nu_k(dz)} - 1.$$

There is no explicit time dependence in the above equation, therefore the roots of these non-linear equations are constant over time. \square

References

- Albrecher, Hansjörg, Jan Beirlant, and Jozef L. Teugels (2017). *Reinsurance: Actuarial and Statistical Aspects*. John Wiley & Sons Ltd.
- Asmussen, Søren and Mogens Steffensen (2020). *Risk and Insurance. A Graduate Text*. Springer Cham. DOI: <https://doi.org/10.1007/978-3-030-35176-2>.
- Bai, Yanfei et al. (2022). “A hybrid stochastic differential reinsurance and investment game with bounded memory”. *European Journal of Operational Research* 296.2, pp. 717–737. ISSN: 0377-2217. DOI: <https://doi.org/10.1016/j.ejor.2021.04.046>.
- Boonen, Tim J. and Mario Ghossoub (2019). “On the existence of a representative reinsurer under heterogeneous beliefs”. *Insurance: Mathematics and Economics* 88, pp. 209–225. ISSN: 0167-6687. DOI: <https://doi.org/10.1016/j.insmatheco.2019.07.008>.
- (2021). “Optimal reinsurance with multiple reinsurers: Distortion risk measures, distortion premium principles, and heterogeneous beliefs”. *Insurance: Mathematics and Economics* 101. Behavioral Insurance: Mathematics and Economics, pp. 23–37. ISSN: 0167-6687. DOI: <https://doi.org/10.1016/j.insmatheco.2020.06.008>.

- Boonen, Tim J., Ken Seng Tan, and Sheng Chao Zhuang (2016). “The role of a representative reinsurer in optimal reinsurance”. *Insurance: Mathematics and Economics* 70, pp. 196–204. DOI: <https://doi.org/10.1016/j.insmatheco.2016.06.001>.
- Borch, Karl (1960). “Reciprocal reinsurance treaties”. *ASTIN Bulletin: The Journal of the IAA* 1.4, pp. 170–191. DOI: [10.1017/S0515036100009557](https://doi.org/10.1017/S0515036100009557).
- Cao, Jingyi et al. (2022a). “Stackelberg differential game for insurance under model ambiguity”. *Insurance: Mathematics and Economics* 106, pp. 128–145. DOI: <https://doi.org/10.1016/j.insmatheco.2022.06.003>.
- (2022b). “Stackelberg differential game for insurance under model ambiguity: general divergence”. *Scandinavian Actuarial Journal* 0.0, pp. 1–29. DOI: [10.1080/03461238.2022.2145233](https://doi.org/10.1080/03461238.2022.2145233).
- (2023). “Reinsurance games with two reinsurers: Tree versus chain”. *European Journal of Operational Research* 310.2, pp. 928–941. ISSN: 0377-2217. DOI: <https://doi.org/10.1016/j.ejor.2023.04.005>.
- Chen, Lv and Yang Shen (2018). “On a new paradigm of optimal reinsurance: a stochastic Stackelberg differential game between an insurer and a reinsurer”. *ASTIN Bulletin* 48.2, pp. 905–960. DOI: [10.1017/asb.2018.3](https://doi.org/10.1017/asb.2018.3).
- (2019). “Stochastic Stackelberg differential reinsurance games under time-inconsistent mean–variance framework”. *Insurance: Mathematics and Economics* 88, pp. 120–137. ISSN: 0167-6687. DOI: [10.1016/j.insmatheco.2019.06.006](https://doi.org/10.1016/j.insmatheco.2019.06.006).
- Gu, Ailing, Frederi G. Viens, and Yang Shen (2020). “Optimal excess-of-loss reinsurance contract with ambiguity aversion in the principal-agent model”. *Scandinavian Actuarial Journal* 2020.4, pp. 342–375. DOI: [10.1080/03461238.2019.1669218](https://doi.org/10.1080/03461238.2019.1669218).
- Højgaard, Bjarne and Michael Taksar (1998). “Optimal proportional reinsurance policies for diffusion models”. *Scandinavian Actuarial Journal* 1998.2, pp. 166–180. DOI: [10.1080/03461238.1998.10414000](https://doi.org/10.1080/03461238.1998.10414000).
- Hu, Duni, Shou Chen, and Hailong Wang (2018a). “Robust reinsurance contracts in continuous time”. *Scandinavian Actuarial Journal* 2018.1, pp. 1–22. DOI: [10.1080/03461238.2016.1274270](https://doi.org/10.1080/03461238.2016.1274270).
- (2018b). “Robust reinsurance contracts with uncertainty about jump risk”. *European Journal of Operational Research* 266.3, pp. 1175–1188. DOI: <https://doi.org/10.1016/j.ejor.2017.10.061>.
- Irgens, Christian and Jostein Paulsen (2004). “Optimal control of risk exposure, reinsurance and investments for insurance portfolios”. *Insurance: Mathematics and Economics* 35.1, pp. 21–51. DOI: <https://doi.org/10.1016/j.insmatheco.2004.04.004>.
- Kroell, Emma, Silvana M. Pesenti, and Sebastian Jaimungal (2022). “Stressing Dynamic Loss Models”. Available at SSRN. DOI: <https://dx.doi.org/10.2139/ssrn.4268639>.
- Li, Danping, Yan Zeng, and Hailiang Yang (2018). “Robust optimal excess-of-loss reinsurance and investment strategy for an insurer in a model with jumps”. *Scandinavian Actuarial Journal* 2018.2, pp. 145–171. DOI: [10.1080/03461238.2017.1309679](https://doi.org/10.1080/03461238.2017.1309679).
- Liang, Zhibin, Kam Chuen Yuen, and Junyi Guo (2011). “Optimal proportional reinsurance and investment in a stock market with Ornstein–Uhlenbeck process”. *Insurance: Mathematics and Economics* 49.2, pp. 207–215. DOI: <https://doi.org/10.1016/j.insmatheco.2011.04.005>.
- Maenhout, Pascal J. (Apr. 2004). “Robust Portfolio Rules and Asset Pricing”. *The Review of Financial Studies* 17.4, pp. 951–983. DOI: [10.1093/rfs/hhh003](https://doi.org/10.1093/rfs/hhh003).
- Mikosch, Thomas (2009). *Non-Life Insurance Mathematics. An Introduction with the Poisson Process*. Springer Berlin, Heidelberg. DOI: <https://doi.org/10.1007/978-3-540-88233-6>.

- Øksendal, Bernt and Agnès Sulem (2019). *Applied Stochastic Control of Jump Diffusions*. 3rd ed. Universitext. Springer. DOI: [10.1007/978-3-540-69826-5](https://doi.org/10.1007/978-3-540-69826-5).
- Schmidli, Hanspeter (2001). “Optimal proportional reinsurance policies in a dynamic setting”. *Scandinavian Actuarial Journal* 2001.1, pp. 55–68. DOI: [10.1080/034612301750077338](https://doi.org/10.1080/034612301750077338).
- (2002). “On minimizing the ruin probability by investment and reinsurance”. 12.3, pp. 890–907. DOI: [10.1214/aoap/1031863173](https://doi.org/10.1214/aoap/1031863173).
- Yi, Bo, Zhongfei Li, et al. (2013). “Robust optimal control for an insurer with reinsurance and investment under Heston’s stochastic volatility model”. *Insurance: Mathematics and Economics* 53.3, pp. 601–614. DOI: <https://doi.org/10.1016/j.insmatheco.2013.08.011>.
- Yi, Bo, Frederi Viens, et al. (2015). “Robust optimal strategies for an insurer with reinsurance and investment under benchmark and mean-variance criteria”. *Scandinavian Actuarial Journal* 2015.8, pp. 725–751. DOI: [10.1080/03461238.2014.883085](https://doi.org/10.1080/03461238.2014.883085).