
Opening the Vocabulary of Egocentric Actions

Dibyadip Chatterjee¹ Fadime Sener² Shugao Ma² Angela Yao¹

¹National University of Singapore ²Meta Reality Labs Research

{dibyadip, ayao}@comp.nus.edu.sg {famesener, shugao}@meta.com

<https://dibschat.github.io/openvocab-egoAR/>

Abstract

Human actions in egocentric videos are often hand-object interactions composed from a verb (performed by the hand) applied to an object. Despite their extensive scaling up, egocentric datasets still face two limitations — sparsity of action compositions and a closed set of interacting objects. This paper proposes a novel open vocabulary action recognition task. Given a set of verbs and objects observed during training, the goal is to generalize the verbs to an open vocabulary of actions with seen and novel objects. To this end, we decouple the verb and object predictions via an object-agnostic *verb encoder* and a prompt-based *object encoder*. The prompting leverages CLIP representations to predict an open vocabulary of interacting objects. We create open vocabulary benchmarks on the EPIC-KITCHENS-100 and Assembly101 datasets; whereas closed-action methods fail to generalize, our proposed method is effective. In addition, our object encoder significantly outperforms existing open-vocabulary visual recognition methods in recognizing novel interacting objects.

1 Introduction

Egocentric or *first-person* videos captured from body-mounted cameras often feature the person manipulating objects with one or both hands. An action is thus conveniently defined as the composition of a verb performed by the hand with an interacting object e.g. the action “*slicing apple*” is defined as “*slice*” and “*apple*”. Egocentric datasets [20, 9, 59] have scaled up by increasing the variety of verbs and objects. Theoretically, the increase in feasible actions should be quadratic, yet actually observed compositions are sparse e.g. EPIC-KITCHENS-100 [9] has 97 verbs and 300 objects but only 14% of possible verb-object compositions are observed as actions. Although not all compositions are feasible e.g. “*eat dishwasher*”, many feasible actions are not observed e.g. “*serve chicken*”, “*crush ice*”.

We observe that the verbs in egocentric datasets tend to be domain-agnostic. For example, even though EPIC100 is set in the kitchen, its verbs like *pull*, *remove*, and *shake* are also applicable outside of the kitchen. Ideally, we want to learn the verb concepts and generalize it to any object. Yet the type and number of objects are bounded by the dataset and the capture environment, e.g. EPIC100 has cooking utensils and food, whereas Assembly101 [59] has toy vehicle parts. The subsequent action space is then restricted by the datasets’ objects.

Existing action recognition models [73, 13, 51, 56, 26] are designed for a closed set of actions. A few works have studied open-set action recognition [4, 78], but they simply reject actions not seen during training. Inspired by the recent success of open vocabulary object detection [75, 21, 81], a more practical objective would be to provide the novel actions as text inputs during inference. To that end, we address this problem of *open vocabulary action recognition* where a video model trained on a *base* vocabulary of actions needs to recognize *novel* actions outside of that vocabulary.

We tackle open vocabulary action recognition as two problems – (1) generalizing verbs to novel objects and (2) recognizing novel objects from egocentric videos. Note that this differs from a zero-shot setup where the novel action vocabulary is known and fixed (therefore still closed) during

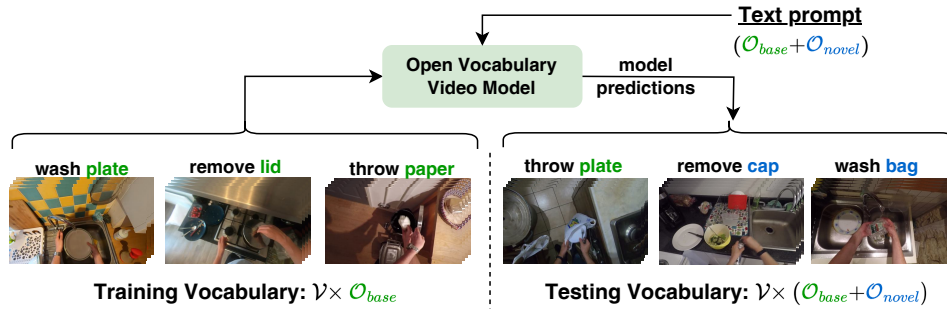


Figure 1: We introduce open vocabulary action recognition for verb-object composed actions. During training, the model observes a predefined vocabulary of actions. During testing, the model encounters seen verbs with any object (base or novel) described by a text prompt. Objects in **green** are base classes (\mathcal{O}_{base}) seen during training; those in **blue** are novel classes (\mathcal{O}_{novel}) unknown during training.

training. More recently, [29, 69] proposed to recognize an open vocabulary of verbs by leveraging large scale vision-language models (VLMs). Contrary to their task, we are interested in the scenario of generalizing verbs to an open vocabulary of objects.

Generalizing verbs to novel object categories is challenging for egocentric datasets where the classes are naturally long-tailed [37, 52]. Models trained on such imbalanced datasets are biased towards head verb-object compositions (when a verb is frequently seen with a particular object). Furthermore, these models suffer from static bias [8, 33] and overfit to the appearance of fixed frame without learning the transformation of objects over time [42]. To alleviate this, we first decouple the verb and object predictions via two separately trained encoders. We propose an **Object Agnostic Pretraining (OAP)** for the verb encoder. OAP is based on a supervised contrastive loss [30], to which we add a set of *guiding augmentations*. These augmentations are especially designed for egocentric videos and allows the verb encoder to learn *object-agnostic* representations to improve transfer to novel objects. To our knowledge, we are the first to explore contrastive learning of video backbones end-to-end on egocentric videos. In contrast, the augmentations in existing video constrastive learning [14, 53] are designed for Kinetics [6] styled videos and ineffective for egocentric footage. (Sec. C of Appendix).

Now, to recognize novel objects, we design an open-vocabulary object encoder that leverages a pretrained CLIP [54] model. We are specifically interested in recognizing *active* objects – those which undergo a state change from the actor’s interactions. Active objects are not necessarily *handheld* objects [77, 10] e.g. while “*beating egg*”, the actor holds a *whisk* and a *bowl* in his hand, but the *egg* is the active object undergoing a state change. Recognizing active objects in egocentric videos is challenging even under closed settings due to the many distractor objects present in natural environments. To this end, we propose **Active Object Prompting (AOP)** that guides the CLIP into understanding which object is active. Given a frame containing a whisk, bowl, egg batter, hands and other distractors, AOP aims at learning the context *i.e.* “*beating egg*” by generating a set of verb-conditioned prompts.

Egocentric datasets [9, 59] focus on a closed set evaluation of actions where a handful of objects are unseen. However, for a realistic open vocabulary evaluation, a diverse set of objects is expected to be encountered for the first time during inference. To solve this, we create open vocabulary benchmarks on EPIC100 and Assembly101. Our contributions can thus be summarized as: (i) an object agnostic pretraining of video backbones to improve its verb generalization to novel objects, (ii) an active object prompting of CLIP to recognize novel active objects and (iii) a open vocabulary action recognition benchmark on EPIC100 and Assembly101.

2 Related Works

Egocentric Action Recognition. Egocentric computer vision has garnered huge interest in recent years and massive efforts at scaling up hav resulted in the development of datasets like Ego4D [20], EPIC-KITCHENS-100 [9] and Assembly101 [59]. It has also aided development of sophisticated video recognition architectures [13, 3, 51, 70]. Recent works [56, 26, 40] focus on learning more

object-centric representations by explicitly modeling the transformation of an object over the temporal span using an off-the-shelf tracker [5] or detector [58]. However, these models are restricted to a closed set of predefined actions and do not scale to the diversity of objects that can be encountered in the real world.

Contrastive Learning in Videos. Videos provide unique opportunities for contrastive learning [22, 48] due to its multimodal and highly redundant nature. Most popular methods follow the self-supervised instance discrimination task [71] where a single positive of an anchor video is contrasted against a set of negatives. This positive can be an augmented view of the RGB stream [14, 53, 57] or can be sampled from a different modality like optical flow [47, 72], text [16, 43, 74, 24, 36], audio [2, 32, 41, 17] or all three at once [1, 61]. Contrary to instance discrimination, recent works [30, 23] propose supervised contrastive learning. They show that sampling multiple positives from the same class as the anchor outperform instance discrimination. Multiple positives have also been used to combat noisy anchor-positive alignment [44]. In this paper, we propose a set of lightweight augmentations to train video backbones for verb prediction. These augmentations have a noisy alignment because of camera motion and we thus propose a strategy leveraging multiple positives to combat it.

Learning for an Open vocabulary. The remarkable zero-shot capabilities of large language models (LLMs) [12, 55] and vision language models (VLMs) [54, 27] have widened the possibility of recognition and detection tasks in the visual domain. Of particular interest is the open vocabulary setting which has seen an enormous growth in the past year. Open vocabulary recognition aims at recognizing any class presented as a textual phrase by probing the huge corpora of knowledge contained in LLMs and VLMs. It differs from the traditional zero-shot setting where the novel classes are limited and known during training [75]. Most works for open vocabulary recognition have concentrated in the image domain [75, 80, 79, 21, 81, 46]. Very recently, some works [66, 39, 29, 69] have focused on adapting VLMs for video tasks but mostly focus on zero-shot verb recognition. On the contrary, we are interested in a practical hand-object interaction scenario of generalizing verbs performed by hands to any object.

Prompting VLMs. Large Scale Vision Language Models (VLMs) like CLIP [54] and ALIGN [27] trained on an enormous corpus of web data contain huge semantically grounded knowledge of images. Prompting [28] refers to designing textual instructions to steer the VLM towards some desired output. Manually engineering discrete text prompts is laborious and requires domain expertise. One alternative to this can be fine-tuning the entire VLM encoders for the task at hand but such fine-tuning is not only expensive but also results in catastrophic forgetting thus destroying its zero-shot capabilities [34]. The widely adopted approach is to simply learn the prompts by backpropagating the task-specific loss while freezing the VLM encoders [80, 79, 15]. In this paper, we are interested in such a parameter-efficient prompt learning to steer the VLM towards active object recognition.

3 Preliminaries

Consider a video dataset consisting of verbs \mathcal{V} being applied to a base set of objects \mathcal{O}_{base} . The full possible base set of actions is $\mathcal{A}_{base} = \mathcal{V} \times \mathcal{O}_{base} = \{(v, o) \mid v \in \mathcal{V}, o \in \mathcal{O}_{base}\}$. Among this, only a sparse subset of actions are observed during training¹ i.e. $\mathcal{A}_{train} \subset \mathcal{A}_{base}$. The goal is to learn a model $f : \mathbb{X}_{train} \rightarrow \mathcal{A}_{base}$ where \mathbb{X}_{train} is the set of videos seen during training. During inference, along with the base set of objects, we also encounter novel objects \mathcal{O}_{novel} which constitute novel actions $\mathcal{A}_{novel} = \{(v, o) \mid v \in \mathcal{V}, o \in \mathcal{O}_{novel}\}$. We want our model f to predict both base and novel actions i.e. $\mathcal{A}_{test} = \mathcal{A}_{base} \cup \mathcal{A}_{novel}$. Conventional action recognition follows a closed vocabulary evaluation where $\mathcal{A}_{test} = \mathcal{A}_{base}$.

4 Method

We train two separate encoders – one for predicting verbs and another for predicting an open vocabulary of objects as depicted by the pink and yellow blocks in Fig. 2a. During inference, predictions from the verb and object encoders are composed to generate the action prediction.

¹not all unobserved actions are feasible

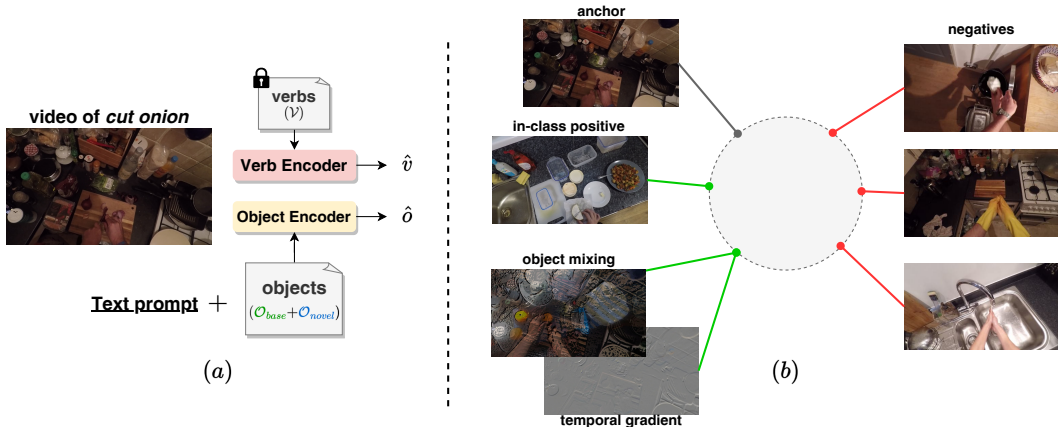


Figure 2: (a) **Framework.** We train two separate encoders for predicting verb \hat{v} and object \hat{o} . The verb encoder operates on a closed set of verbs whereas the object encoder, trained on \mathcal{O}_{base} , can predict any object described by a text prompt. (b) **Object Agnostic Pretraining of the Verb Encoder.** We design object mixing augmentation that aids learning of object agnostic verb representations for an improved generalization to novel objects. Multiple positives are sampled for each anchor video – our proposed object mixing (mixed with “cut orange”), temporal gradient of the anchor video and in-class positives *i.e.* different videos sharing the same verb category (“cut cheese”). The two augmentations corresponding to the same point in the embedding space illustrates that the anchor only needs to minimize its distance from a softmax average of the two.

Verb Encoder. Since encoding verbs require spatiotemporal modeling, we use a video backbone as the verb encoder. We want to learn verb representations that are object-agnostic, to encourage generalization to novel objects. We propose Object Agnostic Pretraining (OAP) (described in Sec. 4.1) which is a general pretraining strategy that can be applied to any video backbone to improve its generalization to novel objects and does not add parameters or increase the model size.

Object Encoder. Our goal is to recognize an open vocabulary of *active objects*. Even in a closed vocabulary, finding the active object in amongst the many other objects in a cluttered scene is difficult. As such, state-of-the-art open vocabulary object detectors [21, 81] perform poorly. One option for support is to spatially locate a region of interaction in the frame; we use the hand-object interaction (HOI) detector 100DOH [60] as the trunk of our object encoder. It provides bounding boxes of the left and right hands and the corresponding object(s)-in-contact. Note that the object bounding boxes may contain more than one object (Fig. 3). Thus we propose an Active Object Prompting (AOP) strategy (described in Sec. 4.2) by leveraging CLIP [54] to generate active object labels from the interaction region.

4.1 Object Agnostic Pretraining (OAP)

The aim of OAP is to pull instances having the same verb as the anchor (irrespective of its object class) close in the embedding space and contrast them against instances having different verbs. We randomly sample a batch $B = \{(x_1, y_1), \dots, (x_i, y_i), \dots, (x_N, y_N)\}$ where y_i is the verb class for the raw video clip $x_i \in \mathbb{X}_{train}$ and N is the batch size. We first use random photometric augmentations

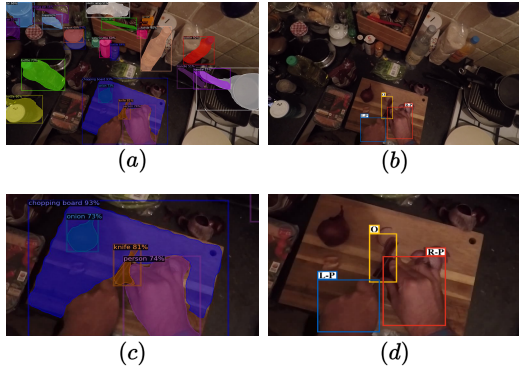


Figure 3: Example frame of “cut onion” from EPIC. (a) DETIC [81] output with EPIC noun vocabulary. (b) HOI Detector [60] output. (c) & (d) are crops of (a) & (b) respectively for better visualization. The object-in-contact crop **O** alongside *onion* also captures *knife*.

like gaussian blur and color jittering to create two views of each anchor thus doubling the batch size to $2N$. Each view is then fed to the verb encoder f_θ followed by a projection head g_θ which generates features for the whole batch $\{z_1, z_2, \dots, z_{2N}\}$. These features are then normalized to the unit hypersphere. We train the verb encoder using the standard supervised contrastive loss [30]. Videos sampled from B having the same verb class as the anchor are considered positives. For each anchor z_i we have the bag of positives $\mathcal{P}_i = \{z_j | y_j = y_i, \forall j \in [1, 2N]\}$. We use the \mathcal{L}_{out} loss with a τ_{out} temperature parameter as follows:

$$\mathcal{L}_{out}^{(i)} = -\frac{1}{|\mathcal{P}_i|} \sum_{j \in \mathcal{P}_i} \log \frac{\exp(z_i \cdot z_j / \tau_{out})}{\sum_{k \in B \setminus i} \exp(z_i \cdot z_k / \tau_{out})}. \quad (1)$$

Guiding Augmentations. Generation of in-class positives is still bounded by the verb-object compositions in the training set. Our intuition is that as long as a verb is being performed in a video, interchanging objects and the presence of other objects in the background should not affect the outcome. To reduce the reliance on such objects for verb prediction, we use a set of lightweight guiding augmentations that can be generated online during training to diversify the set of positives.

To achieve this, we first mask static information (objects in the background) from a frame of the video clip. The most obvious choice is to use *temporal gradient* that eliminates any static information and focuses primarily on the region having non-zero motion vectors (active region). In hand-object interactions, this active region is expected to have the active object. Furthermore, we exploit the compositional nature of actions and propose a new *object mixing* augmentation. The idea is very simple – combining two clips with the same verb but different objects to generate a third clip Fig. 2b. Given two clips from the batch x_i and x_j having the same verb, we get the object mixed clip x'_i

$$x'_i = \alpha(\nabla x_i \odot x_i) + (1 - \alpha)[(\nabla x_j)^{-1} \odot x_j] \quad (2)$$

where ∇x_i is the first-order temporal gradient of x_i and \odot is the element-wise matrix multiplication. $(\nabla x_j)^{-1}$ refers to the inverted gradient image of x_j . Guiding augmentations increase the bag of positives per anchor which is beneficial for rare verbs.

Learning from Noisy Augmentations. Since the base of our guiding augmentations is the temporal gradient, a noisy gradient will result in an ambiguous active region which in-turn will fail to sufficiently mask out static information. This is especially true of egocentric videos where the camera (ego) motion will cause a spike in temporal gradients in regions of the scene that are not moving. One solution might be designing expensive handcrafted augmentations that can account for camera motion [64, 63]. Instead we stick to the proposed lightweight augmentations by slightly changing the contrastive loss such that it can learn from these noisy augmentations. In \mathcal{L}_{out} , all the positives for an anchor equally contribute to the loss which is desirable for in-class positives but undesirable for the noisy guiding augmentations. Now if we move the summation inside the *log*, the *logit* for each anchor will be its average cosine similarity with all the guiding augmentations. If we generate a sufficiently large bag of augmentations, its average is expected to implicitly reduce the noise introduced by an individual augmentation. Such a loss is formulated as \mathcal{L}_{in} in [30]. If \mathcal{G}_i is our bag of guiding augmentations, our \mathcal{L}_{in} loss is as follows:

$$\mathcal{L}_{in}^{(i)} = -\log \frac{\frac{1}{|\mathcal{G}_i|} \sum_{j \in \mathcal{G}_i} \exp(z_i \cdot z_j / \tau_{in})}{\sum_{k \in B \setminus i} \exp(z_i \cdot z_k / \tau_{in})} \quad (3)$$

where τ_{in} is the temperature parameter. This loss is also similar to MIL-NCE [44] for $\tau_{in} = 1$ which is used for learning from noisy video-text pairs. But, we observe that a lower temperature parameter (< 1) improves performance. Please refer to the appendix for theoretical insights of the loss formulation (Sec. D) and illustrations of guiding augmentations F. The overall loss function $\mathcal{L} = \mathcal{L}_{out} + \lambda \mathcal{L}_{in}$, with λ a weighting hyperparameter.

4.2 Active Object Prompting (AOP)

This section discusses how to leverage CLIP for predicting the active object from a crop with multiple objects. The overall framework of AOP is shown in Fig. 4. First, the given set of object classes \mathcal{O}

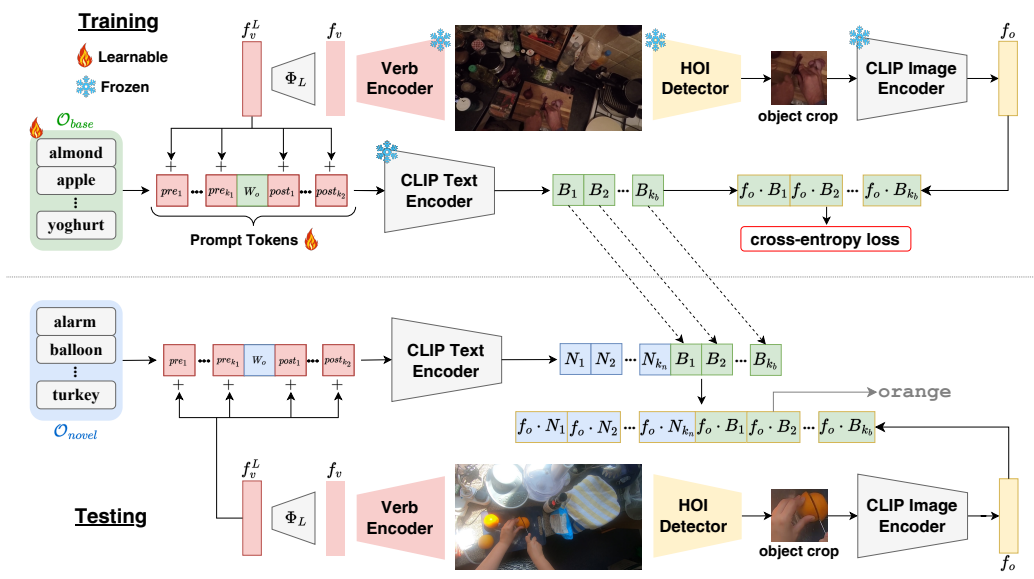


Figure 4: **(Top) Parameter-efficient training for Active Object Prompting.** Keeping the CLIP encoders frozen, the base vocabulary initialized with the CLIP-pretrained word embeddings are fine-tuned on the training set. A set of prefix and postfix prompt vectors conditioned on the verb representation are also learnt. **(Bottom) Testing with Active Object Prompting.** The fine-tuned embeddings are used for the base objects whereas the CLIP-pretrained embeddings are used for the novel ones. The learnt prefix and postfix prompts are shared among all object classes.

are converted into text prompts by prepending and appending each class with a set of prefix and suffix tokens. The prefix and suffix tokens are shared across all classes and can be fixed or learned *i.e.* $t_i = \{pre_1, \dots, pre_{k_1}, W_{o_i}, post_1, \dots, post_{k_2}\}$ where pre_j are k_1 prefix prompt tokens, $post_j$ are k_2 postfix tokens and W_{o_i} is the word embedding of object o_i . t_i is thus the corresponding prompt text for the object. The prefix and postfix prompts, together known as context prompts are essential in guiding a pretrained CLIP to solve a desired task. We particularly design two prompting strategies.

Verb Conditioned Prompt Generation. As shown in Fig. 3, given a crop containing onion, knife and hands, we want the CLIP to predict onion as the active object by understanding the context *i.e.* the action of *cut onion*. To this end, we propose verb-conditioned context prompts. Given the video x , we add the verb representation of x learnt using OAP to the context prompts as shown in Fig. 4 *i.e.* $pre_j = pre_j + \Phi_L(f_\theta(x))$ and $post_j = post_j + \Phi_L(f_\theta(x))$ where Φ_L is a projection network used to project the visual feature to the language domain.

Fine-tuning base object vocabulary. Egocentric videos often capture many different objects in the same environment. Semantic variability of the objects can be very fine-grained *e.g.* “boom” vs. “arm” in Assembly101 [59]. Such fine granularity is not fully captured by CLIP pretrained on data crawled from the web. We thus treat this as a vocabulary learning problem and fine-tune the vocabulary of object embeddings W_{o_i} for all base objects seen during training *i.e.* $\forall o_i \in \mathcal{O}_{base}$. This simple fine-tuning allows CLIP to adjust the object names for optimal performance. The CLIP-text encoder is kept frozen which makes the vocabulary learning parameter efficient.

During testing (Fig. 4 bottom), we use the fine-tuned embeddings for the base objects and the original pretrained embeddings for the novel objects. The verb-conditioned context prompts are shared for all objects (base+novel).

5 Experiments

Datasets. We conduct experiments on three datasets: **EPIC100** [9] features 100 hours of egocentric footage of daily kitchen activities annotated with 97 verbs and 300 interacting objects.

Assembly101 [59] is a multi-view procedural activity dataset featuring 4321 videos of people assembling and disassembling 101 take-apart toy vehicles and is annotated with 24 verbs and 90 objects. We use the egocentric view $e3$ (see [59]) which best captures the hands and interacting objects. **Something-Else** [42] is a human-object interaction dataset based on SSv2 [19] focusing on short clips annotated with 174 verb phrases *e.g.* “*picking something up*”. Something-Else is not strictly egocentric but shares its interesting properties such as a diverse set of hand-object interactions, highly temporal nature of actions, and active objects undergoing state change. Particularly, we use the compositional split, where all verb phrases are seen during training but applied to novel objects during testing. Interacting objects per video are not annotated hence it is not suitable for our open vocabulary action recognition task but is an ideal testbed for evaluating our verb encoder and OAP with other baselines.

Implementation Details. We use S3D [73] as the verb encoder for majority of our experiments and ablations as it is a popular architecture for video contrastive learning [23, 44]. For all datasets, the verb encoder is pretrained with OAP constrative scheme for 300 epochs and then fine-tuned for verb classification for another 100 epochs. To see how OAP scales with larger backbones, we also evaluate Mformer-B [51] on Something-Else. For the hand-object interaction support, we use the 100DOH [60] detector without fine-tuning on the target dataset. For the CLIP Image Encoder, we experiment with ViT-B/16 and the larger ViT-L/14 backbones. Keeping both the CLIP image and text encoders frozen, soft prompts are learnt using AOP for 20 epochs. Unless otherwise stated, we choose the number of learnable prefix and postfix prompts to be 16 each. For additional implementation details, please refer to Sec. B of Appendix.

Table 1: Proposed open vocabulary benchmark splits.

Dataset	\mathcal{V}	\mathcal{O}_{base}	\mathcal{O}_{novel}	#train seg	#test seg.
EPIC100-OV	97	190	110	63k	13.8k
Assembly101-OV	24	60	30	56.2k	15k

5.1 Open Vocabulary Benchmark

Since the original action recognition split of EPIC100 and Assembly101 are unsuitable for open vocabulary evaluation, we create OV benchmarks EPIC100-OV and Assembly101-OV respectively by dividing the full set of objects into base and novel categories. The base objects are seen during training whereas the novel objects are kept only for testing. We also incorporate base actions in our test set to evaluate the closed world performance of the models. The benchmark statistics are provided in Tab. 1. We provide a more detailed explanation of the OV splits in Sec. A of the appendix. We use Top-1 Accuracy [9, 59] as our evaluation metric and report results for both closed and novel categories. Additionally, we report the harmonic mean (HM) [45] of the closed and novel accuracies as a consolidated metric for comparing different methods.

5.2 Comparing OAP to existing baselines

In this section, we study the efficacy of OAP in generalizing verbs seen during training to novel objects. We evaluate S3D [73] and Mformer-B [51] on Something-Else compositional split and report the results in Tab. 2. S3D with OAP outperforms Slowfast [13] by 1.5% in Top-1 acc. even though the later one is a stronger video backbone. Slowfast+IRN [40] adds an extra transformer on top of SlowFast to explicitly model the hand-object interactions. S3D with OAP even outperforms such a sophisticated architecture by 0.8% Top-1 acc. STRG,STIN+OIE+NL [42] is an ensemble of various video models and we still perform competitively using a single backbone without any extra parameters or compute. Mformer-B is a state-of-the-art video architecture comfortably outperforming all other models and our OAP still improves its Top-1 performance by 1.6% demonstrating that our pretraining is robust to the scale of the backbone.

5.3 Comparing AOP to existing baselines

In Tab. 3, we compare AOP with similar open vocabulary baselines. The first two rows refer to zero-shot baselines of S3D and CLIP where training is done using cross-entropy over all classes (base+novel). CLIP[†] refers to linear probing the CLIP’s visual encoder. Both models overfit to the

Table 2: Compositional Action Recognition on Something-Else [42]. Extra Module refers to if any additional parameterized module has been used on top of the video backbone.

Model	Extra Module	Top-1 (%)	Top-5 (%)
I3D [6]	✗	46.8	72.2
Slowfast [13]	✗	52.2	80.3
Slowfast+IRN [40]	✓	52.9	80.8
STRG,STIN+OIE+NL [42]	✓	56.2	81.3
S3D [73]	✗	49.3	77.3
OAP (S3D)	✗	53.7	80.5
Mformer-B [51]	✗	60.2	85.8
OAP (Mformer-B)	✗	61.8	86.2

Table 3: Comparison of methods for open-vocab object recognition on EPIC100-OV. † Zero-shot evaluation.

Model	Object Top-1 (%)		
	Base	Novel	HM
S3D†	52.2	1.6	3.1
CLIP (ViT-B/16)†	20.2	0.6	1.2
CLIP (ViT-B/16)	7.9	16.3	10.6
DETIc [81]	12.0	2.3	3.9
C2 (ViT-B/16) [29]	19.1	9.9	10.3
C4 (ViT-B/16) [29]	39.9	7.3	12.3
AOP (CLIP ViT-B/16)	41.9	19.2	26.3
AOP (CLIP ViT-L/14)	47.8	22.6	30.7

base classes and completely fails to generalize to the novel ones. DETIC [81] improves novel object performance over S3D marginally by 1.3%. It is non trivial for DETIC to recognize which object is active from a set of per-frame object detections *e.g.* for the action “*beating egg*”, a whole egg is not present in any frame. C4 [29] adapts CLIP for video tasks by adding a transformer layer on top of per-frame CLIP features which overfits to the base classes. Finally, our AOP using both CLIP backbones significantly outperform all other baselines – AOP improves over the closest competitor (C4) having the same backbone in ViT-B/16 by 14.0% in HM.

5.4 Open Vocabulary Action Recognition

We present action recognition results for our open vocabulary benchmarks in Tab. 4. S3D predicts verbs and objects using two heads but share the same backbone. For fair comparison with our decoupled verb and object encoders, we also decouple the S3D training, one for predicting verbs and another for objects (reported as 2×S3D). As mentioned in Sec. 5.3, the S3D baseline predicts novel objects in a zero-shot fashion where the novel categories are already known during training. Both S3D baselines fail to predict novel objects on both benchmarks. OAP improves verb generalization to novel objects by 1.3% and 4.8% over S3D on EPIC100-OV and Assembly101-OV respectively. Additionally, closed world verb prediction is also enhanced by 1.6% and 7.0% over S3D on EPIC100-OV and Assembly101-OV respectively. AOP significantly improves novel object prediction performance in both benchmarks. The novel object prediction performance on Assembly101 could be further improved by adopting a HOI detector that is robust to domain shifts in the target dataset since Assembly101 egocentric videos are monochrome.

5.5 Ablations

Guiding Augmentations. We study the effect of using guiding augmentations on Something-Else in Table 6. Using L_{out} already improves performance over supervised training which is consistent with the findings in supervised contrastive learning [30, 23]. Introducing verb-specific guidance via temporal gradients and especially our proposed object mixing augmentations boosts the performance further by 3.6%. This demonstrates that OAP with guiding augmentations enhances generalization of a backbone like S3D without requiring any additional parameters.

Table 4: Open Vocabulary Action Recognition Results.

Dataset	Model	Closed Top-1 (%)			Novel Top-1 (%)			HM Top-1 (%)		
		Verb	Object	Action	Verb	Object	Action	Verb	Object	Action
EPIC100-OV	S3D	62.5	50.8	37.6	40.1	1.7	0	48.8	3.3	0
	2×S3D	61.5	52.2	36.7	37.9	1.6	0.1	46.9	3.1	0.2
	OAP + AOP	64.1	47.8	35.9	41.4	22.6	11.2	50.3	30.7	17.0
Assembly101-OV	S3D	50.6	34.6	19.9	40.3	0	0	44.9	0	0
	2×S3D	50.7	37.9	20.2	41.8	0	0	45.8	0	0
	OAP + AOP	57.6	30.1	21.6	45.1	6.7	3.7	50.5	11.0	6.6

Table 5: **AOP ablations on EPIC100-OV**. ViT-B/16 is used as the image encoder. *AOP-Base* and *AOP-Novel* refers to the best performing models on base and novel object categories.

	HOI Detector	Learnable Context Prompts	Verb Conditioned	Finetune \mathcal{O}_{base}	Temporal Modeling	Base	Novel	HM
<i>AOP-Novel</i>	✗	✗	✗	✗	✗	5.4	12.1	7.5
	✓	✗	✗	✗	✗	7.9	16.3	10.6
	✓	✗	✗	✓	✗	20.2	18.3	19.2
	✓	✓	✗	✓	✗	21.6	16.6	18.8
	✓	✓	✓	✓	✗	29.6	18.4	22.7
<i>AOP-Base</i>	✓	✓	✗	✗	✓	46.9	4.8	8.7
	✓	✓	✓	✓	✓	51.0	11.9	19.3
<i>AOP-Base + AOP-Novel</i>	✓	✓	✓	✓	✓	41.9	19.2	26.3

Table 6: Effect of guiding augmentations for **OAP** on Something-Else.

Loss	Temporal Gradients	Object Mixing	Top-1 (%)	Top-5 (%)
Supervised	✗	✗	49.3	77.3
\mathcal{L}_{out}	✗	✗	50.1	78.1
$\mathcal{L}_{out} + \lambda\mathcal{L}_{in}$	✓	✗	50.3	78.4
$\mathcal{L}_{out} + \lambda\mathcal{L}_{in}$	✓	✓	53.7	80.5

Active Object Prompting. We thoroughly ablate various learnable prompting strategies in Tab. 5 on EPIC100-OV. ViT-B/16 has been used as the image encoder for all the experiments. For the rows where the context prompts are not learnable we use the fixed prompt "*a picture of a <object>*". Introducing the HOI detector to generate active object crops improves HM by 3.1% over using full images. Our AOP mainly consists of two proposals – fine-tuning base object vocabulary and conditioning context prompts on verb representations from the video. Most of the gain in Tab. 5 comes from these two proposals. Fine-tuning \mathcal{O}_{base} is expected to improve closed set performance but we also find 2% improvement over novel categories. This alludes to the fact that learning object names decreases false positives when tasked to predict a novel category. Verb-conditioned prompting brings further improvement of 3.9% in HM. In particular, it boosts the performance over base categories which is consistent with the findings of conditional prompting learning [79, 80].

Next, we analyze using temporal modeling on top of the CLIP features. Similar to C4 [29], we add a single layer transformer having 8 heads over the per-frame CLIP features. As expected, the model overfits to the base categories seen during training, only achieving 4.8% over novel categories. Finally, we ensemble the predictions of the best performing model on base (*AOP-Base*) and novel (*AOP-Novel*) categories to obtain the best HM.

5.6 Limitations and Outlook

In this paper, we assume that every verb-object composition is feasible. The compositions could be pruned to a feasible subset to reduce the action search space. Obtaining feasibilities, and distinguishing them from common-sense settings, however, is non-trivial, e.g. "*cut thermometer*", albeit a feasible action is unlikely to be observed. Our verb-conditioned prompting of CLIP can provide a weak feasibility check. However, CLIP is well known to have a strong object bias [49] over verbs and it may still yield infeasible active object predictions. One direction to improve the feasibility of actions is to learn object affordances and we leave this for future work.

6 Conclusion

This paper proposed a new task of open vocabulary action recognition for verb-object composed actions and a novel approach to address it. We decouple the verb and object predictions. The verb encoder is trained with an object agnostic pretraining strategy to improve its generalization to novel objects. Our object encoder leverages a pretrained CLIP model using active object prompting. This guides the CLIP to predict an open vocabulary of interacting objects. Our experiments demonstrate that the proposed approach can recognize hand-object interactions even when the specific actions or objects involved are not present in the training data.

Appendix

The appendix provides additional information on our open vocabulary benchmarks (Sec. A), additional implementation details (Sec. B), spatiotemporal augmentations used for OAP (Sec. C), theoretical insights into OAP loss formulation (Sec. D), additional ablations (Sec. E) and visualization of our proposed guiding augmentations (Sec. F).

A Additional Open Vocabulary Benchmark Details

The original action recognition benchmarks of EPIC-KITCHENS-100 [9] and Assembly101[59] were designed for a closed set evaluation of actions. Only a handful of objects were hidden from the training set *i.e.* only 11/300 and 5/90 objects were not seen during training for EPIC100 and Assembly101 respectively. As a result, we repurpose the original splits of EPIC100 and Assembly101 to create open vocabulary benchmarks EPIC100-OV and Assembly101-OV while maintaining three additional constraints – (i) It is natural to expect that video models even if being evaluated on egocentric video datasets, have been pretrained on large-scale datasets like Imagenet-1k [11] and Kinetics [6]. Recently released and the largest available egocentric dataset to date, Ego4D [20] is also being used to pretrain models for various egocentric video tasks [36, 65]. To remove any overlap of objects seen in these three datasets, we purposefully keep them in the base split. (ii) In a real world evaluation, novel object categories are expected to come from the rare (tail) classes [76]. As a result, we keep objects having less than k instances in the novel split where k is determined by the frequency distribution of actions for a dataset. (iii) Some of the base actions were included in the test split to evaluate performance on both base and novel categories. Following are our open vocabulary benchmarks:

Table 7: Detailed open vocabulary benchmark splits.

Dataset	\mathcal{V}	\mathcal{O}_{base}	\mathcal{O}_{novel}	#training				#testing			
				verbs	objects	actions	segments	verbs	objects	actions	segments
EPIC100-OV	97	190	110	97	190	2064	63072	94	283	2639	13813
Assembly101-OV	24	60	30	24	60	871	56222	24	88	982	15072

EPIC100-OV. The original EPIC100 consists of 76885 labeled segments featuring a total of 97 verbs and 300 objects. We first divide the set of objects into base \mathcal{O}_{base} and novel \mathcal{O}_{novel} categories. We find that EPIC100 has 36 objects in common with Imagenet, 46 objects in common with Kinetics and 179 objects in common with Ego4D. Therefore, a total of 189 objects can already be seen via Imagenet/Kinetics/Ego4D pretraining all of which are kept in \mathcal{O}_{base} . After this, all objects having less than 10 instances are kept in \mathcal{O}_{novel} . The rest are randomly assigned to roughly generate an 80/20 train/test split while making sure all the 97 verbs are seen at least once during training. Detailed statistics of the train-test split is available in Tab. 7.

Assembly101-OV. The original Assembly101 consists of 71294 labeled segments featuring a total of 24 verbs and 90 objects. Assembly101 has 7 objects in common with Imagenet, 0 objects in common with Kinetics and 23 objects in common with Ego4D. Combining them, a total of 25 objects can already be seen via Imagenet/Kinetics/Ego4D pretraining all of which are kept in \mathcal{O}_{base} . Unlike EPIC100, the number of common objects are low which alludes to the fact that objects in Assembly101 are very domain specific *i.e.* the task of assembling a toy vehicle. After this, all objects having less than 50 instances are kept in \mathcal{O}_{novel} . The rest are randomly assigned to roughly generate an 80/20 train/test split while making sure all the 24 verbs are seen at least once during training.

B Additional Implementation Details

All models are implemented in PyTorch [50] with a maximum of 4 NVIDIA RTX 8000 GPUs at any time during training. We use a 16-frame clip as input for all the experiments.

Supervised Baselines. For all supervised baselines (verb/object) on the respective datasets, S3D [73] is trained from a Kinetics-400 pretrained model with standard cross-entropy loss for 200 epochs. Adam [31] is utilized for optimization keeping a base learning rate of 0.001 with a 10 epoch warmup [18] and is decayed by a factor of 10 twice; after 100 and 120 epochs respectively.

We use a 16-frame clip as input for all the supervised baselines where the frame sampling strategy described in [51] is followed for Something-Else and EPIC100. For Assembly101, the sampling strategy described in the original paper [59] is followed. During inference, following standard practice in action recognition [68, 35], we sample multiple clips and average their predictions.

Object Agnostic Pretraining. S3D initialized from a Kinetics-400 checkpoint, is pretrained using OAP on the respective datasets for 300 epochs. Hyperparameters α and λ are chosen to be 0.5 and 1 respectively. For optimization, Adam is used with a base learning rate of 0.001 with a 10 epoch warmup and cosine scheduling. For contrastive learning, we use a momentum encoder [25, 7] with a memory queue of size 8192 to cache the negatives and in-class positives. The guiding augmentations are calculated on the fly for each instance and are not cached into the memory queue to maintain the diversity. τ_{out} is set as 0.07 (MoCo default) and an ablation of τ_{in} is provided in Sec. D. For compositional action recognition on Something-Else [42], Mformer-B initialized from a Kinetics-600 checkpoint, is pretrained using OAP with AdamW [38] optimizer and a base learning rate of 0.0001 keeping all other hyperparameters similar to S3D. OAP pretrained S3D and Mformer-B are finetuned for verb classification for 100 and 35 epochs respectively.

Active Object Prompting. We use 100DOH [60] as our hand-object detector (not fine-tuned on the target dataset due to lack of hand-object bounding box annotations). We use CLIP [54] as our pretrained VLM; especially, we use ViT-B/16 and ViT-L/14 as backbones of the CLIP image encoder. Both CLIP image and text encoders are kept frozen for all experiments and only the base object vocabulary or the prefix/postfix prompts are learnt. We vary the number of learnable prefix and postfix prompts and find 16 each resulting in best overall performance (HM). We also find that learning multiple tokens for each class in the base vocabulary outperforms learning one token per class (Sec. E.3). For verb-conditioned prompting, we follow the meta-network design from [79] *i.e.* a 2-layer bottleneck MLP (Linear-ReLU-Linear) where the hidden dimension is reduced by $16\times$. These prompts are learnt using Adam optimizer for 20 epochs with base learning rate of $1e-04$, 1 warmup epoch and weight decay of $1e-05$. By default, predictions from 16 frames (same frames that were input to the verb encoder) are averaged. For the experiments with temporal modeling, following [29], a single transformer layer with 8 heads is applied over per-frame CLIP features.

Ensembling for AOP. We take the two best performing models on the base and novel object categories, namely *AOP-Base* and *AOP-Novel* respectively and ensemble their predictions to achieve a better balance of performance in both. As can be seen from Tab. 5, such ensembling results in the best overall HM. We use an weighted arithmetic mean of predictions from the two models:

$$p_{ensemble}^c = \begin{cases} \gamma \cdot p_{AOP-Base}^c + (1 - \gamma) \cdot p_{AOP-Novel}^c & \text{if } c \in \mathcal{O}_{base} \\ (1 - \gamma) \cdot p_{AOP-Base}^c + \gamma \cdot p_{AOP-Novel}^c & \text{if } c \in \mathcal{O}_{novel} \end{cases} \quad (4)$$

where γ is set to be 0.56, this formulation is similar to [21] but instead of geometric mean, we find arithmetic mean to perform better in practice.

C Spatiotemporal augmentations for OAP

Existing video contrastive learning methods are almost always pretrained on Kinetics [6] and designing random spatiotemporal augmentations for such cases are well summarized in [14, 53].

Spatial Augmentations. Widely used spatial augmentations include random cropping, horizontal flipping, color jittering and gaussian blur. CVRL [53] proposes to use temporally consistent spatial augmentations *i.e.* having a fixed randomness across the frames of a video. We follow their temporally consistent design for random color jittering, gaussian blurring and horizontal flipping. However, we refrain from using horizontal flipping for Something-Else because the presence of actions like “*pushing something from left to right*” with our supervised contrastive loss will result in false positives. We also avoid random cropping since it often results in cropping out hands and objects from the frame [40]. Actions in SSv2 have a center bias while actions in EPIC100 and Assembly101 have a bottom corner bias. Thus, we use center cropping for Something-Else and bottom vertical cropping (crop starting from the bottom upto height H while preserving the entire width) for EPIC100 and Assembly101.

Temporal Augmentations. Majority of Kinetics actions are repetitive in nature (*e.g. brushing, clapping*) or have a strong scene bias (*e.g. bowling, surfing*) such that it can be recognized from a single frame or from a short clip sampled anywhere from the video. Temporal augmentations designed for Kinetics thus include randomly sampling short clips from different timestamps of the video. In contrast, Something-Else and egocentric videos feature highly temporal *durative* actions *i.e.* actions occur over the duration of the video. Randomly sampling clips from durative actions will lead to learning temporally agnostic features. We observe that the point-of-no-return (PNR²) frame generally occurs around the middle of the video. Hence, in order to sample n frames from a video having T frames, we first randomly sample start and end frames from $[0, \frac{T-n}{2}]$ and $[\frac{T+n}{2}, T]$ respectively and then uniformly sample n frames from the start to end interval.

D Theoretical insights into \mathcal{L}_{out} vs \mathcal{L}_{in}

For an anchor video x_i and its normalized feature projection z_i , our \mathcal{L}_{out} and \mathcal{L}_{in} losses are:

$$\mathcal{L}_{out}^{(i)} = -\frac{1}{|\mathcal{P}_i|} \sum_{j \in \mathcal{P}_i} \log \frac{\exp(z_i \cdot z_j / \tau_{out})}{\sum_{k \in B \setminus i} \exp(z_i \cdot z_k / \tau_{out})} \quad (5a)$$

$$\mathcal{L}_{in}^{(i)} = -\log \frac{\frac{1}{|\mathcal{G}_i|} \sum_{j \in \mathcal{G}_i} \exp(z_i \cdot z_j / \tau_{in})}{\sum_{k \in B \setminus i} \exp(z_i \cdot z_k / \tau_{in})} \quad (5b)$$

where τ_{out} and τ_{in} are temperature parameters and \mathcal{G}_i is the bag of guiding augmentations. We set τ_{out} to MoCo default 0.07 and ablate τ_{in} in Tab. 8. We observe that lower temperatures < 1 perform better and the performance degrades with higher temperatures. MIL-NCE [1], a popular method to align noisy positives, uses the same loss formulation as \mathcal{L}_{in} without the $\frac{1}{|\mathcal{G}_i|}$ term and $\tau_{in} = 1$.

Table 8: τ_{in} ablation on Something-Else for $|\mathcal{G}_i| = 5$

τ_{in}	0.01	0.1	0.5	1.0	10.0
Top-1 (%)	53.5	53.7	53.4	52.6	52.3

Now, in order to understand the effect of τ_{in} and our intuition behind using \mathcal{L}_{in} instead of \mathcal{L}_{out} for the noisy guiding augmentations, we compute the gradient of the losses with respect to z_i . Following [30], this can be simplified into the following forms:

$$\frac{\partial \mathcal{L}_{out}^{(i)}}{\partial z_i} = \frac{1}{\tau_{out}} \left\{ \underbrace{\sum_{p \in \mathcal{P}_i} z_p \left(P_{ip} - \frac{1}{|\mathcal{P}_i|} \right)}_{\text{gradients from positives}} + \underbrace{\sum_{n \in \mathcal{N}_i} z_n P_{in}}_{\text{gradients from negatives}} \right\} \quad (6a)$$

$$\frac{\partial \mathcal{L}_{in}^{(i)}}{\partial z_i} = \frac{1}{\tau_{in}} \left\{ \underbrace{\sum_{p \in \mathcal{G}_i} z_p \left(P_{ip} - \frac{\exp(z_i \cdot z_p / \tau_{in})}{\sum_{p' \in \mathcal{G}_i} \exp(z_i \cdot z_{p'} / \tau_{in})} \right)}_{\text{gradients from positives}} + \underbrace{\sum_{n \in \mathcal{N}_i} z_n P_{in}}_{\text{gradients from negatives}} \right\} \quad (6b)$$

where $P_{ip} \equiv \frac{\exp(z_i \cdot z_p / \tau)}{\sum_{k \in B \setminus i} \exp(z_i \cdot z_k / \tau)}$ is the likelihood of $p \in \mathcal{P}_i$ with respect to all elements in the batch and $\mathcal{N}_i = \{z_j | y_j \neq y_i, \forall j \in [1, 2N]\}$ is the set of negatives for anchor x_i in the batch. We are

²Ego4D [20] defines PNR frame as the beginning of an object state change

interested in gradients from the positives. From Eq. 6a, it can be observed that for \mathcal{L}_{out} , all positives contribute equally to the gradient since a constant term $\frac{1}{|\mathcal{P}_i|}$ is subtracted from the likelihood P_{ip} . Whereas in Eq. 6b, \mathcal{L}_{in} implicitly weights each positive (guiding augmentation) via subtracting from P_{ip} , the likelihood of a positive (p) with respect to all positives ($p' \in \mathcal{G}_i$). Increasing τ_{in} will soften the weighting term and at the very extreme, for a very high τ_{in} , the weighting term will degenerate to $\frac{1}{|\mathcal{P}_i|}$, thus making $\mathcal{L}_{in} \equiv \mathcal{L}_{out}$. This suggests increasing the temperature will make all guiding augmentations contribute equally to the gradient which we are trying to avoid due to the noisy nature of some positives. This conclusion is also empirically supported in Tab 8. We expect given a sufficiently large bag of augmentations (Sec. E.1), \mathcal{L}_{in} can provide valuable object-agnostic information to regularize \mathcal{L}_{out} .

E Additional Ablations

In this section, we provide more ablations of both our OAP and AOP to provide further insight into the functioning of our proposed model. Unless otherwise stated, all OAP ablations are performed on Something-Else compositional split using S3D while AOP ablations are performed on EPIC100-OV using ViT-B/16 as the CLIP image encoder.

E.1 Number of guiding augmentations per anchor

In this section, we analyze how increase in number of guiding augmentations affect the Top-1 accuracy in Something-Else. Guiding augmentations per anchor consist of the temporal gradient of the anchor and a set of object mixing augmentations. The number of object mixing augmentations is bounded by the frequency of a class *e.g.* in EPIC100-OV, the lowest class frequency is 4, hence a maximum of 3 object mixing augmentations can be generated for an anchor belonging to that class. We report the results in Fig. 5 where 0 guiding augmentations mean using only \mathcal{L}_{out} and 1 means adding only temporal gradient. If the expected number of augmentations exceed the total instances of a class, we truncate it to the maximum possible. Across all the ablations in this section, $\tau_{in} = 0.07$. We observe that performance improves initially with the addition of temporal gradients and then object mixing augmentations but saturates after 5.

E.2 Importance of HOI detector

In Tab. 9 we report the performance of using different crops from the HOI detector. To analyze the effect of HOI crops, a fixed prompt “a picture of a <object>.” is used without finetuning base vocabulary or any temporal modeling. We observe that expanding an object crop by taking its union with the contacting hand improves performance. A union provides more spatial context for the CLIP to operate on, especially when objects are occluded by hand or by other objects. If more than one crop is generated per frame, we average their features and normalize it to unit norm (denoted as + in Tab. 9). Ensembling object crops with the full image result in best novel performance.

Figure 5: **OAP ablations:** Top-1 acc. vs number of guiding augmentations.

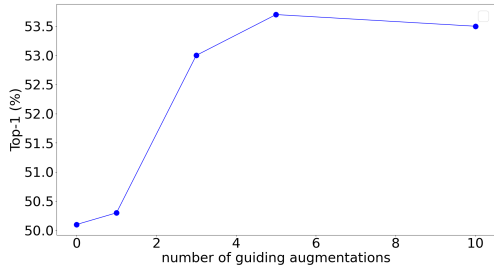
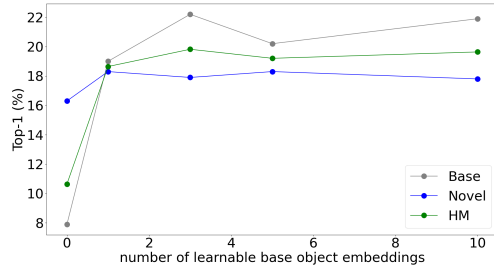


Figure 6: **AOP ablations:** Top-1 acc. vs number of learnable base object embeddings.



E.3 Learning multiple embeddings for each object class

A single word in CLIP can be divided into multiple tokens *e.g.* “kitchen” is tokenized separately as “kitch” and “en”. Similarly, instead of learning a single world embedding for each base object class,

we can learn multiple ones. In Fig. 6, we chart the Top-1 performance of using m learnable word embeddings per object class where $m = \{0, 1, 3, 5, 10\}$. $m = 0$ means base vocabulary is not finetuned. We defined the prompt t_i for object $o_i \in \mathcal{O}_{base}$ as $t_i = \{pre_1, \dots, pre_{k_1}, W_{o_i}, post_1, \dots, post_{k_2}\}$. Here, $W_{o_i} = \{w_{o_i}^1, w_{o_i}^2, \dots, w_{o_i}^m\}$ are m learnable word embeddings of o_i . In Fig. 6, we observe that both base and novel class performance improves when we start to finetune the vocabulary i.e. $m > 0$. We achieve best HM for $m = 3$ and best novel performance for $m = 5$. Again, the fixed prompt “*a picture of a <object>*.” is used without any temporal modeling.

Table 9: **HOI crop ablations.** “full” refers to no crop. \cup means object crop expanded with its contacting hand bbox.

HOI crops	Base	Novel	HM
full	5.4	12.1	7.5
objects	7.9	13.5	10.0
hands	5.1	10.4	6.8
objects \cup hands	8.6	14.4	10.8
objects + hands	6.9	14.2	9.3
objects \cup hands + full	7.9	16.3	10.6

Table 10: **Interpretable base object adjustments.**

original object	nearest neighbor
tap	faucet
cupboard	compartment
pan	saute
package	bags
meat	brisket
fridge	refrigerator
egg	eggs
Unchanged	plate, bowl, glass, oven, rice

E.4 Interpretability analysis of finetuned base vocabulary

For each finetuned object class with $m = 1$, we retrieve the discrete token nearest to it in the embedding space. Majority of the finetuned vocabulary are not human readable since one of the primary objective of finetuning was to let the CLIP adjust the class names in a continuous space as opposed to relying on a finite set of discrete tokens. Most of the interpretable adjustments are synonym and plurality corrections (Tab. 10). “*pan*” is adjusted to “*saute*” which reflects the use of pan in EPIC100. We also found object names “*pizza*” and “*banana*” to be adjusted to their corresponding emojis present in the CLIP vocabulary.

F Visualization of Guiding Augmentations

We visualize some guiding augmentations in Fig. 7 focusing on certain scenarios. We choose two anchors from Something-Else, “*pickup something*” and “*throw something*” and two from EPIC100, “*cut onion*” and “*open fridge*”. In all cases, the temporal gradients have non-zero motion vectors for static regions due to camera motion. These guiding augmentations can also be regarded as strong [62] or having high variance [67]. Our guiding augmentations can generate a wide range of scenarios two of which are demonstrated via the visualizations.

Mixed video contains both actions. We visualize two ordered frames of the object mixed videos for Something-Else in the first two rows where both actions take place completely. The actions occur simultaneously for “*pickup*” i.e. both figurine and wallet are picked up at the same time while for “*throw*” there is a temporal delay between the occurrence of the two i.e. first the box is thrown then the disc. Two different objects being thrown simultaneously or successively from different viewpoints in a single video should not change it being recognized as “*throw*”. This provides a free increase of positives per anchor which is beneficial for rare classes.

Mixed video contains mixed background. Next we visualize guiding augmentations for EPIC100. We purposefully choose anchors having gradients of high noise to observe how the objects are mixed. The noisy temporal gradient introduces noise in the mixed video. It is to be noted that even though the background and its object clutter is mixed, the hand movement of “*cut*” and “*open*” is still temporally preserved. This results in robustness to distractors in the background which is crucial for generalizing verbs to novel objects.

G Broader Impacts

Video understanding research requires extensive compute which can potentially have a negative impact on the environment especially when training transformers with a contrastive objective. On the other hand, our proposed active object prompting is parameter-efficient and significantly reduces the













	anchor	temporal gradient	object mixing	
Something-Else	<p>pickup wallet</p> 		<p>pickup wallet+figurine</p> 	
	<p>throw disc</p> 			<p>throw disc+box</p> 
EPIC100	<p>cut onion</p> 			<p>cut onion+orange</p> 
	<p>open fridge</p> 			<p>open fridge+cupboard</p> 

Figure 7: **Visualization of guiding augmentations** for two anchors each from Something-Else and EPIC100 respectively. The object labels per video are not annotated in Something-Else and are provided in the figure for visualization purposes. In EPIC100, the two object mixing augmentations per anchor correspond to a single frame of two different object mixed videos whereas in Something-Else it correspond to two temporally ordered frames of the same object mixed video.

computational cost of fine-tuning VLMs. Also, there is potential for video recognition models to be misused especially for unauthorized surveillance.

References

- [1] Jean-Baptiste Alayrac, Adria Recasens, Rosalia Schneider, Relja Arandjelović, Jason Ramapuram, Jeffrey De Fauw, Lucas Smaira, Sander Dieleman, and Andrew Zisserman. Self-supervised multimodal versatile networks. *Advances in Neural Information Processing Systems*, 33:25–37, 2020.
- [2] Relja Arandjelovic and Andrew Zisserman. Objects that sound. In *Proceedings of the European conference on computer vision (ECCV)*, pages 435–451, 2018.
- [3] Anurag Arnab, Mostafa Dehghani, Georg Heigold, Chen Sun, Mario Lučić, and Cordelia Schmid. Vivit: A video vision transformer. In *Proceedings of the IEEE/CVF international conference on computer vision*, pages 6836–6846, 2021.
- [4] Wentao Bao, Qi Yu, and Yu Kong. Evidential deep learning for open set action recognition. In *Proceedings of the IEEE/CVF International Conference on Computer Vision*, pages 13349–13358, 2021.

- [5] Alex Bewley, Zongyuan Ge, Lionel Ott, Fabio Ramos, and Ben Upcroft. Simple online and realtime tracking. In *2016 IEEE international conference on image processing (ICIP)*, pages 3464–3468. IEEE, 2016.
- [6] Joao Carreira and Andrew Zisserman. Quo vadis, action recognition? a new model and the kinetics dataset. In *proceedings of the IEEE Conference on Computer Vision and Pattern Recognition*, pages 6299–6308, 2017.
- [7] Xinlei Chen, Saining Xie, and Kaiming He. An empirical study of training self-supervised vision transformers. In *Proceedings of the IEEE/CVF International Conference on Computer Vision*, pages 9640–9649, 2021.
- [8] Jinwoo Choi, Chen Gao, Joseph CE Messou, and Jia-Bin Huang. Why can't i dance in the mall? learning to mitigate scene bias in action recognition. *Advances in Neural Information Processing Systems*, 32, 2019.
- [9] Dima Damen, Hazel Doughty, Giovanni Maria Farinella, Antonino Furnari, Evangelos Kazakos, Jian Ma, Davide Moltisanti, Jonathan Munro, Toby Perrett, Will Price, et al. Rescaling egocentric vision: collection, pipeline and challenges for epic-kitchens-100. *International Journal of Computer Vision*, 130(1):33–55, 2022.
- [10] Ahmad Darkhalil, Dandan Shan, Bin Zhu, Jian Ma, Amlan Kar, Richard Higgins, Sanja Fidler, David Fouhey, and Dima Damen. Epic-kitchens visor benchmark: Video segmentations and object relations. *Advances in Neural Information Processing Systems*, 35:13745–13758, 2022.
- [11] Jia Deng, Wei Dong, Richard Socher, Li-Jia Li, Kai Li, and Li Fei-Fei. Imagenet: A large-scale hierarchical image database. In *2009 IEEE conference on computer vision and pattern recognition*, pages 248–255. Ieee, 2009.
- [12] Jacob Devlin, Ming-Wei Chang, Kenton Lee, and Kristina Toutanova. Bert: Pre-training of deep bidirectional transformers for language understanding. *arXiv preprint arXiv:1810.04805*, 2018.
- [13] Christoph Feichtenhofer, Haoqi Fan, Jitendra Malik, and Kaiming He. Slowfast networks for video recognition. In *Proceedings of the IEEE/CVF international conference on computer vision*, pages 6202–6211, 2019.
- [14] Christoph Feichtenhofer, Haoqi Fan, Bo Xiong, Ross Girshick, and Kaiming He. A large-scale study on unsupervised spatiotemporal representation learning. In *Proceedings of the IEEE/CVF Conference on Computer Vision and Pattern Recognition*, pages 3299–3309, 2021.
- [15] Kaifeng Gao, Long Chen, Hanwang Zhang, Jun Xiao, and Qianru Sun. Compositional prompt tuning with motion cues for open-vocabulary video relation detection. *arXiv preprint arXiv:2302.00268*, 2023.
- [16] Simon Ging, Mohammadreza Zolfaghari, Hamed Pirsiavash, and Thomas Brox. Coot: Co-operative hierarchical transformer for video-text representation learning. *Advances in neural information processing systems*, 33:22605–22618, 2020.
- [17] Yuan Gong, Andrew Rouditchenko, Alexander H Liu, David Harwath, Leonid Karlinsky, Hilde Kuehne, and James R Glass. Contrastive audio-visual masked autoencoder. In *The Eleventh International Conference on Learning Representations*, 2022.
- [18] Priya Goyal, Piotr Dollár, Ross Girshick, Pieter Noordhuis, Lukasz Wesolowski, Aapo Kyrola, Andrew Tulloch, Yangqing Jia, and Kaiming He. Accurate, large minibatch sgd: Training imagenet in 1 hour. *arXiv preprint arXiv:1706.02677*, 2017.
- [19] Raghav Goyal, Samira Ebrahimi Kahou, Vincent Michalski, Joanna Materzynska, Susanne Westphal, Heuna Kim, Valentin Haanel, Ingo Fruend, Peter Yianilos, Moritz Mueller-Freitag, et al. The "something something" video database for learning and evaluating visual common sense. In *Proceedings of the IEEE international conference on computer vision*, pages 5842–5850, 2017.

- [20] Kristen Grauman, Andrew Westbury, Eugene Byrne, Zachary Chavis, Antonino Furnari, Rohit Girdhar, Jackson Hamburger, Hao Jiang, Miao Liu, Xingyu Liu, et al. Ego4d: Around the world in 3,000 hours of egocentric video. In *Proceedings of the IEEE/CVF Conference on Computer Vision and Pattern Recognition*, pages 18995–19012, 2022.
- [21] Xiuye Gu, Tsung-Yi Lin, Weicheng Kuo, and Yin Cui. Open-vocabulary object detection via vision and language knowledge distillation. In *International Conference on Learning Representations*, 2022.
- [22] Raia Hadsell, Sumit Chopra, and Yann LeCun. Dimensionality reduction by learning an invariant mapping. In *2006 IEEE Computer Society Conference on Computer Vision and Pattern Recognition (CVPR'06)*, volume 2, pages 1735–1742. IEEE, 2006.
- [23] Tengda Han, Weidi Xie, and Andrew Zisserman. Self-supervised co-training for video representation learning. *Advances in Neural Information Processing Systems*, 33:5679–5690, 2020.
- [24] Tengda Han, Weidi Xie, and Andrew Zisserman. Temporal alignment networks for long-term video. In *Proceedings of the IEEE/CVF Conference on Computer Vision and Pattern Recognition*, pages 2906–2916, 2022.
- [25] Kaiming He, Haoqi Fan, Yuxin Wu, Saining Xie, and Ross Girshick. Momentum contrast for unsupervised visual representation learning. In *Proceedings of the IEEE/CVF conference on computer vision and pattern recognition*, pages 9729–9738, 2020.
- [26] Roei Herzig, Elad Ben-Avraham, Karttikeya Mangalam, Amir Bar, Gal Chechik, Anna Rohrbach, Trevor Darrell, and Amir Globerson. Object-region video transformers. In *Proceedings of the IEEE/CVF Conference on Computer Vision and Pattern Recognition*, pages 3148–3159, 2022.
- [27] Chao Jia, Yinfei Yang, Ye Xia, Yi-Ting Chen, Zarana Parekh, Hieu Pham, Quoc Le, Yun-Hsuan Sung, Zhen Li, and Tom Duerig. Scaling up visual and vision-language representation learning with noisy text supervision. In *International Conference on Machine Learning*, pages 4904–4916. PMLR, 2021.
- [28] Zhengbao Jiang, Frank F Xu, Jun Araki, and Graham Neubig. How can we know what language models know? *Transactions of the Association for Computational Linguistics*, 8:423–438, 2020.
- [29] Chen Ju, Tengda Han, Kunhao Zheng, Ya Zhang, and Weidi Xie. Prompting visual-language models for efficient video understanding. In *Computer Vision–ECCV 2022: 17th European Conference, Tel Aviv, Israel, October 23–27, 2022, Proceedings, Part XXXV*, pages 105–124. Springer, 2022.
- [30] Prannay Khosla, Piotr Teterwak, Chen Wang, Aaron Sarna, Yonglong Tian, Phillip Isola, Aaron Maschinot, Ce Liu, and Dilip Krishnan. Supervised contrastive learning. *Advances in neural information processing systems*, 33:18661–18673, 2020.
- [31] Diederik P Kingma and Jimmy Ba. Adam: A method for stochastic optimization. *arXiv preprint arXiv:1412.6980*, 2014.
- [32] Bruno Korbar, Du Tran, and Lorenzo Torresani. Cooperative learning of audio and video models from self-supervised synchronization. *Advances in Neural Information Processing Systems*, 31, 2018.
- [33] Matthew Kowal, Mennatullah Siam, Md Amirul Islam, Neil DB Bruce, Richard P Wildes, and Konstantinos G Derpanis. A deeper dive into what deep spatiotemporal networks encode: Quantifying static vs. dynamic information. In *Proceedings of the IEEE/CVF Conference on Computer Vision and Pattern Recognition*, pages 13999–14009, 2022.
- [34] Ananya Kumar, Aditi Raghunathan, Robbie Matthew Jones, Tengyu Ma, and Percy Liang. Fine-tuning can distort pretrained features and underperform out-of-distribution. In *International Conference on Learning Representations*, 2022.

- [35] Ji Lin, Chuang Gan, and Song Han. Tsm: Temporal shift module for efficient video understanding. In *Proceedings of the IEEE/CVF international conference on computer vision*, pages 7083–7093, 2019.
- [36] Kevin Qinghong Lin, Jinpeng Wang, Mattia Soldan, Michael Wray, Rui Yan, Eric Z XU, Difei Gao, Rong-Cheng Tu, Wenzhe Zhao, Weijie Kong, et al. Egocentric video-language pretraining. *Advances in Neural Information Processing Systems*, 35:7575–7586, 2022.
- [37] Ziwei Liu, Zhongqi Miao, Xiaohang Zhan, Jiayun Wang, Boqing Gong, and Stella X Yu. Large-scale long-tailed recognition in an open world. In *Proceedings of the IEEE/CVF conference on computer vision and pattern recognition*, pages 2537–2546, 2019.
- [38] Ilya Loshchilov and Frank Hutter. Decoupled weight decay regularization. *arXiv preprint arXiv:1711.05101*, 2017.
- [39] Huaishao Luo, Lei Ji, Ming Zhong, Yang Chen, Wen Lei, Nan Duan, and Tianrui Li. Clip4clip: An empirical study of clip for end to end video clip retrieval and captioning. *Neurocomputing*, 508:293–304, 2022.
- [40] Jian Ma and Dima Damen. Hand-object interaction reasoning. In *2022 18th IEEE International Conference on Advanced Video and Signal Based Surveillance (AVSS)*, pages 1–8. IEEE, 2022.
- [41] Shuang Ma, Zhaoyang Zeng, Daniel McDuff, and Yale Song. Active contrastive learning of audio-visual video representations. In *International Conference on Learning Representations*, 2021.
- [42] Joanna Materzynska, Tete Xiao, Roei Herzig, Huijuan Xu, Xiaolong Wang, and Trevor Darrell. Something-else: Compositional action recognition with spatial-temporal interaction networks. In *Proceedings of the IEEE/CVF Conference on Computer Vision and Pattern Recognition*, pages 1049–1059, 2020.
- [43] Antoine Miech, Jean-Baptiste Alayrac, Ivan Laptev, Josef Sivic, and Andrew Zisserman. Thinking fast and slow: Efficient text-to-visual retrieval with transformers. In *Proceedings of the IEEE/CVF Conference on Computer Vision and Pattern Recognition*, pages 9826–9836, 2021.
- [44] Antoine Miech, Jean-Baptiste Alayrac, Lucas Smaira, Ivan Laptev, Josef Sivic, and Andrew Zisserman. End-to-end learning of visual representations from uncurated instructional videos. In *Proceedings of the IEEE/CVF Conference on Computer Vision and Pattern Recognition*, pages 9879–9889, 2020.
- [45] Tushar Nagarajan and Kristen Grauman. Attributes as operators: factorizing unseen attribute-object compositions. In *Proceedings of the European Conference on Computer Vision (ECCV)*, pages 169–185, 2018.
- [46] Nihal V. Nayak, Peilin Yu, and Stephen Bach. Learning to compose soft prompts for compositional zero-shot learning. In *The Eleventh International Conference on Learning Representations*, 2023.
- [47] Jingcheng Ni, Nan Zhou, Jie Qin, Qian Wu, Junqi Liu, Boxun Li, and Di Huang. Motion sensitive contrastive learning for self-supervised video representation. In *Computer Vision—ECCV 2022: 17th European Conference, Tel Aviv, Israel, October 23–27, 2022, Proceedings, Part XXXV*, pages 457–474. Springer, 2022.
- [48] Aaron van den Oord, Yazhe Li, and Oriol Vinyals. Representation learning with contrastive predictive coding. *arXiv preprint arXiv:1807.03748*, 2018.
- [49] Jae Sung Park, Sheng Shen, Ali Farhadi, Trevor Darrell, Yejin Choi, and Anna Rohrbach. Exposing the limits of video-text models through contrast sets. In *Proceedings of the 2022 Conference of the North American Chapter of the Association for Computational Linguistics: Human Language Technologies*, pages 3574–3586, 2022.
- [50] Adam Paszke, Sam Gross, Francisco Massa, Adam Lerer, James Bradbury, Gregory Chanan, Trevor Killeen, Zeming Lin, Natalia Gimelshein, Luca Antiga, et al. Pytorch: An imperative style, high-performance deep learning library. *Advances in neural information processing systems*, 32, 2019.

- [51] Mandela Patrick, Dylan Campbell, Yuki Asano, Ishan Misra, Florian Metze, Christoph Feichtenhofer, Andrea Vedaldi, and João F Henriques. Keeping your eye on the ball: Trajectory attention in video transformers. *Advances in neural information processing systems*, 34:12493–12506, 2021.
- [52] Toby Perrett, Saptarshi Sinha, Tilo Burghardt, Majid Mirmehdi, and Dima Damen. Use your head: Improving long-tail video recognition. *arXiv preprint arXiv:2304.01143*, 2023.
- [53] Rui Qian, Tianjian Meng, Boqing Gong, Ming-Hsuan Yang, Huisheng Wang, Serge Belongie, and Yin Cui. Spatiotemporal contrastive video representation learning. In *Proceedings of the IEEE/CVF Conference on Computer Vision and Pattern Recognition*, pages 6964–6974, 2021.
- [54] Alec Radford, Jong Wook Kim, Chris Hallacy, Aditya Ramesh, Gabriel Goh, Sandhini Agarwal, Girish Sastry, Amanda Askell, Pamela Mishkin, Jack Clark, et al. Learning transferable visual models from natural language supervision. In *International conference on machine learning*, pages 8748–8763. PMLR, 2021.
- [55] Alec Radford, Jeffrey Wu, Rewon Child, David Luan, Dario Amodei, Ilya Sutskever, et al. Language models are unsupervised multitask learners. *OpenAI blog*, 1(8):9, 2019.
- [56] Abhinav Rai, Fadime Sener, and Angela Yao. Transformed rois for capturing visual transformations in videos. *Computer Vision and Image Understanding*, 224:103558, 2022.
- [57] Adria Recasens, Pauline Luc, Jean-Baptiste Alayrac, Luyu Wang, Florian Strub, Corentin Tallec, Mateusz Malinowski, Viorica Pătrăucean, Florent Altché, Michal Valko, et al. Broaden your views for self-supervised video learning. In *Proceedings of the IEEE/CVF International Conference on Computer Vision*, pages 1255–1265, 2021.
- [58] Shaoqing Ren, Kaiming He, Ross Girshick, and Jian Sun. Faster r-cnn: Towards real-time object detection with region proposal networks. *Advances in neural information processing systems*, 28, 2015.
- [59] Fadime Sener, Dibyadip Chatterjee, Daniel Sheleпов, Kun He, Dipika Singhania, Robert Wang, and Angela Yao. Assembly101: A large-scale multi-view video dataset for understanding procedural activities. In *Proceedings of the IEEE/CVF Conference on Computer Vision and Pattern Recognition*, pages 21096–21106, 2022.
- [60] Dandan Shan, Jiaqi Geng, Michelle Shu, and David F Fouhey. Understanding human hands in contact at internet scale. In *Proceedings of the IEEE/CVF conference on computer vision and pattern recognition*, pages 9869–9878, 2020.
- [61] Nina Shvetsova, Brian Chen, Andrew Rouditchenko, Samuel Thomas, Brian Kingsbury, Rogério S Feris, David Harwath, James Glass, and Hilde Kuehne. Everything at once-multi-modal fusion transformer for video retrieval. In *Proceedings of the IEEE/CVF Conference on Computer Vision and Pattern Recognition*, pages 20020–20029, 2022.
- [62] Kihyuk Sohn, David Berthelot, Nicholas Carlini, Zizhao Zhang, Han Zhang, Colin A Raffel, Ekin Dogus Cubuk, Alexey Kurakin, and Chun-Liang Li. Fixmatch: Simplifying semi-supervised learning with consistency and confidence. *Advances in neural information processing systems*, 33:596–608, 2020.
- [63] Vadim Tschernezki, Diane Larlus, and Andrea Vedaldi. Neurdiff: Segmenting 3d objects that move in egocentric videos. In *2021 International Conference on 3D Vision (3DV)*, pages 910–919. IEEE, 2021.
- [64] Heng Wang and Cordelia Schmid. Action recognition with improved trajectories. In *Proceedings of the IEEE international conference on computer vision*, pages 3551–3558, 2013.
- [65] Huiyu Wang, Mitesh Kumar Singh, and Lorenzo Torresani. Ego-only: Egocentric action detection without exocentric pretraining. *arXiv preprint arXiv:2301.01380*, 2023.
- [66] Mengmeng Wang, Jiazheng Xing, and Yong Liu. Actionclip: A new paradigm for video action recognition. *arXiv preprint arXiv:2109.08472*, 2021.

- [67] Xiao Wang, Haoqi Fan, Yuandong Tian, Daisuke Kihara, and Xinlei Chen. On the importance of asymmetry for siamese representation learning. In *Proceedings of the IEEE/CVF Conference on Computer Vision and Pattern Recognition*, pages 16570–16579, 2022.
- [68] Xiaolong Wang, Ross Girshick, Abhinav Gupta, and Kaiming He. Non-local neural networks. In *Proceedings of the IEEE conference on computer vision and pattern recognition*, pages 7794–7803, 2018.
- [69] Syed Talal Wasim, Muzammal Naseer, Salman Khan, Fahad Shahbaz Khan, and Mubarak Shah. Vita-clip: Video and text adaptive clip via multimodal prompting. *arXiv preprint arXiv:2304.03307*, 2023.
- [70] Chao-Yuan Wu, Yanghao Li, Karttikeya Mangalam, Haoqi Fan, Bo Xiong, Jitendra Malik, and Christoph Feichtenhofer. Memvit: Memory-augmented multiscale vision transformer for efficient long-term video recognition. In *Proceedings of the IEEE/CVF Conference on Computer Vision and Pattern Recognition*, pages 13587–13597, 2022.
- [71] Zhirong Wu, Yuanjun Xiong, Stella X Yu, and Dahua Lin. Unsupervised feature learning via non-parametric instance discrimination. In *Proceedings of the IEEE conference on computer vision and pattern recognition*, pages 3733–3742, 2018.
- [72] Fanyi Xiao, Joseph Tighe, and Davide Modolo. Maclr: Motion-aware contrastive learning of representations for videos. In *Computer Vision–ECCV 2022: 17th European Conference, Tel Aviv, Israel, October 23–27, 2022, Proceedings, Part XXXV*, pages 353–370. Springer, 2022.
- [73] Saining Xie, Chen Sun, Jonathan Huang, Zhuowen Tu, and Kevin Murphy. Rethinking spatiotemporal feature learning: Speed-accuracy trade-offs in video classification. In *Proceedings of the European conference on computer vision (ECCV)*, pages 305–321, 2018.
- [74] Hu Xu, Gargi Ghosh, Po-Yao Huang, Dmytro Okhonko, Armen Aghajanyan, Florian Metze, Luke Zettlemoyer, and Christoph Feichtenhofer. Videoclip: Contrastive pre-training for zero-shot video-text understanding. *arXiv preprint arXiv:2109.14084*, 2021.
- [75] Alireza Zareian, Kevin Dela Rosa, Derek Hao Hu, and Shih-Fu Chang. Open-vocabulary object detection using captions. In *Proceedings of the IEEE/CVF Conference on Computer Vision and Pattern Recognition*, pages 14393–14402, 2021.
- [76] Chuhan Zhang, Ankush Gupta, and Andrew Zisserman. Is an object-centric video representation beneficial for transfer? In *Proceedings of the Asian Conference on Computer Vision*, pages 1976–1994, 2022.
- [77] Lingzhi Zhang, Shenghao Zhou, Simon Stent, and Jianbo Shi. Fine-grained egocentric hand-object segmentation: Dataset, model, and applications. In *Computer Vision–ECCV 2022: 17th European Conference, Tel Aviv, Israel, October 23–27, 2022, Proceedings, Part XXIX*, pages 127–145. Springer, 2022.
- [78] Chen Zhao, Dawei Du, Anthony Hoogs, and Christopher Funk. Open set action recognition via multi-label evidential learning. *arXiv preprint arXiv:2303.12698*, 2023.
- [79] Kaiyang Zhou, Jingkang Yang, Chen Change Loy, and Ziwei Liu. Conditional prompt learning for vision-language models. In *Proceedings of the IEEE/CVF Conference on Computer Vision and Pattern Recognition*, pages 16816–16825, 2022.
- [80] Kaiyang Zhou, Jingkang Yang, Chen Change Loy, and Ziwei Liu. Learning to prompt for vision-language models. *International Journal of Computer Vision*, 130(9):2337–2348, 2022.
- [81] Xingyi Zhou, Rohit Girdhar, Armand Joulin, Philipp Krähenbühl, and Ishan Misra. Detecting twenty-thousand classes using image-level supervision. In *Computer Vision–ECCV 2022: 17th European Conference, Tel Aviv, Israel, October 23–27, 2022, Proceedings, Part IX*, pages 350–368. Springer, 2022.