



Parameterized Complexity of Simultaneous Planarity

Simon D. Fink ✉ 

Algorithms and Complexity Group, TU Wien, Austria

Matthias Pfretzschner ✉ 

Faculty of Informatics and Mathematics, University of Passau, Germany

Ignaz Rutter ✉ 

Faculty of Informatics and Mathematics, University of Passau, Germany

Abstract

Given k input graphs $G^{(1)}, \dots, G^{(k)}$, where each pair $G^{(i)}, G^{(j)}$ with $i \neq j$ shares the same graph G , the problem SIMULTANEOUS EMBEDDING WITH FIXED EDGES (SEFE) asks whether there exists a planar drawing for each input graph such that all drawings coincide on G . While SEFE is still open for the case of two input graphs, the problem is NP-complete for $k \geq 3$ [18].

In this work, we explore the parameterized complexity of SEFE. We show that SEFE is FPT with respect to k plus the vertex cover number or the feedback edge set number of the union graph $G^{\cup} = G^{(1)} \cup \dots \cup G^{(k)}$. Regarding the shared graph G , we show that SEFE is NP-complete, even if G is a tree with maximum degree 4. Together with a known NP-hardness reduction [1], this allows us to conclude that several parameters of G , including the maximum degree, the maximum number of degree-1 neighbors, the vertex cover number, and the number of cutvertices are intractable. We also settle the tractability of all pairs of these parameters. We give FPT algorithms for the vertex cover number plus either of the first two parameters and for the number of cutvertices plus the maximum degree, whereas we prove all remaining combinations to be intractable.

2012 ACM Subject Classification Mathematics of computing → Graph algorithms

Keywords and phrases SEFE, Simultaneous Embedding, Simultaneous Planarity, Parameterized Complexity, FPT

Funding *Simon D. Fink*: Funded by the Vienna Science and Technology Fund (WWTF) [10.47379/ICT22029]

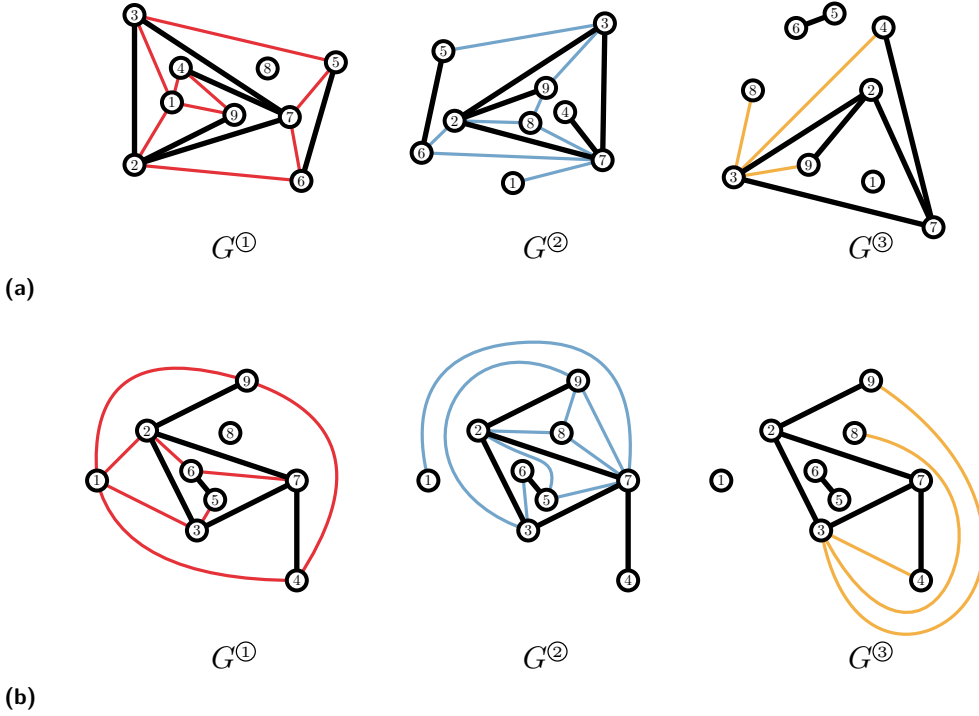
Matthias Pfretzschner: Funded by the Deutsche Forschungsgemeinschaft (German Research Foundation, DFG) under grant RU-1903/3-1.

Ignaz Rutter: Funded by the Deutsche Forschungsgemeinschaft (German Research Foundation, DFG) under grant RU-1903/3-1.

1 Introduction

Let $G^{(1)} = (V, E^{(1)}), \dots, G^{(k)} = (V, E^{(k)})$ denote k graphs on the same vertex set, where each pair $(G^{(i)}, G^{(j)})$ has a common *shared graph* $G^{(i)} \cap G^{(j)} = (V, E^{(i)} \cap E^{(j)})$. The problem SIMULTANEOUS EMBEDDING WITH FIXED EDGES (SEFE) asks whether there exist planar drawings $\Gamma^{(1)}, \dots, \Gamma^{(k)}$ of $G^{(1)}, \dots, G^{(k)}$, respectively, such that each pair $\Gamma^{(i)}, \Gamma^{(j)}$ induces the same drawing on the shared graph $G^{(i)} \cap G^{(j)}$ [10]. We refer to such a k -tuple of drawings as a *simultaneous drawing*. Unless stated otherwise, we assume that k is part of the input and not necessarily a constant. In this work, we focus on the restricted *sunflower case* of SEFE, where every pair of input graphs has the same shared graph G . For more than two input graphs, SEFE has been proven to be NP-complete [13], even in the sunflower case [18]. For two input graphs, however, SEFE remains open.

One of the main applications for the SEFE problem is dynamic graph drawing. Given a graph that changes over time, a visualization of k individual snapshots of the graph should



■ **Figure 1** (a) Three planar graphs $G^{(1)}$, $G^{(2)}$, and $G^{(3)}$ with the shared graph G highlighted in black. (b) Planar drawings of the same three graphs, but the subgraph G is drawn the same way in all three drawings.

aesthetically display the changes between successive snapshots. To this end, it is helpful to draw unchanged parts of the graph consistently. Figure 1 gives an example illustrating this for $k = 3$ snapshots. Using the same layout for the shared graph in Figure 1b notably simplifies recognizing similarities and differences when compared to the varying layouts in Figure 1a.

In recent years, SEFE received much attention and many algorithms solving restricted cases have been developed [17, 6]. Most notably, this includes the cases where every connected component of G is biconnected [5] or has a fixed embedding [7], and the case where G has maximum degree 3 [5]. Very recently, Fulek and Tóth [12] solved SEFE for $k = 2$ input graphs if the shared graph is connected and Bläsius et al. [4] later improved the running time from $O(n^{16})$ to quadratic using a reduction to the problem SYNCHRONIZED PLANARITY. For $k \geq 3$ input graphs, however, the same restricted case remains NP-complete [1]. Despite the plethora of work dealing with SEFE in restricted cases, we are not aware of parameterized approaches to SEFE. In this work, we explore the parameterized complexity of SEFE. In Section 3, we consider parameters of the *union graph* $G^{\cup} = G^{(1)} \cup \dots \cup G^{(k)}$. We show that SEFE is FPT with respect to k plus the vertex cover number or the feedback edge set number of G^{\cup} . Additionally, we prove intractability for SEFE parameterized by the twin cover number of G^{\cup} . In Section 4, we turn to parameters of the shared graph G . We consider as parameters the vertex cover number $\text{vc}(G)$, the feedback edge set number $\text{fes}(G)$, the number of connected components $\text{cc}(G)$, the number of cutvertices $\text{cv}(G)$, the maximum number of degree-1 neighbors Δ_1 in G , the maximum degree Δ of G , the maximum degree Δ^{\oplus}

Theorem 5
Theorem 6
Theorem 8
Theorem 9
Theorem 10

among all input graphs, and the maximum degree Δ^\cup of the union graph. For the latter four parameters, note that $\Delta_1 \leq \Delta \leq \Delta^\circ \leq \Delta^\cup$. Figure 2 gives an overview over these parameters together with their individual and pairwise tractabilities. In Section 4.1, we show that SEFE is NP-complete even if the shared graph is a tree with maximum degree 4. This allows us to conclude that most parameters and their combinations are intractable. The only exceptions are due to the FPT-algorithms from Section 4.2 for $\text{vc}(G) + \Delta_1$ and from Section 4.3 for $\text{cv}(G) + \Delta$.

For $k \in \mathbb{N}$, we define $[k] := \{1, \dots, k\}$. Let $G = (V, E)$ be a simple graph. The *open neighborhood* $N_G(v)$ of a vertex $v \in V$ denotes the set of vertices adjacent to v in G . The *closed neighborhood* $N_G[v] := N_G(v) \cup \{v\}$ additionally contains v . If the graph is clear from context, we simply write $N(v)$ and $N[v]$, respectively. An *induced subgraph* $H = (V', E')$ of G contains all edges $E' \subseteq E$ with both endpoints in a given set $V' \subseteq V$. The graph G is *connected*, if, for every pair $u, v \in V$, there exists a path between u and v in G . A *separating k -set* is a set $S \subseteq V$ with $|S| = k$ such that the graph $G - S$ obtained by removing S is disconnected. The *split components* of a separating k -set S are the maximal subgraphs of G that are not disconnected by removing S . A separating 1-set is also called a *cutvertex*, a separating 2-set is a *separating pair*. We say that G is *biconnected* if it contains no cutvertex and *triconnected* if it contains no separating pair. A maximal induced subgraph of G that is (bi-)connected is called a *(bi-)connected component* of G . A biconnected component is also called a *block*. A *wheel* is a graph that consists of a cycle and an additional vertex adjacent to every vertex of the cycle.

Parameterized Complexity A parameterized problem $L \subseteq \Sigma^* \times \mathbb{N}$ is *fixed-parameter tractable (FPT)*, if L can be solved in time $f(k) \cdot n^{O(1)}$, where f is some computable function and k is the parameter. The problem L is *para-NP-hard* with respect to k if L is NP-hard even for constant values of k . For a graph $G = (V, E)$, a *vertex cover* is a vertex set $C \subseteq V$ such that every edge $e \in E$ is incident to a vertex in C . The *vertex cover number* $\text{vc}(G)$ is the size of a minimum vertex cover of G . The following lemma states that the vertex cover

number of a planar graph gives an upper bound for the number of its high-degree vertices.

► **Lemma 1.** *Let $G = (V, E)$ be a planar graph and let $N_3 \subseteq V$ denote the set of vertices of degree at least 3 in G . Then $|N_3| \leq 3 \cdot \text{vc}(G)$.*

Proof. Let C denote a minimum vertex cover of size $\text{vc}(G)$ of G . Observe that all neighbors of a vertex in $V \setminus C$ must be contained in C , because otherwise, we immediately get an edge that is not covered by C . Thus every vertex in $N_3 \cap (V \setminus C)$ has at least three neighbors in C . Therefore, we can use planarity properties derived from Euler's Formula to infer that $|N_3 \cap (V \setminus C)| \leq \max(0, 2|C| - 4) \leq 2|C|$ [11, Lemma 13.3]. Together we get that

$$|N_3| = |N_3 \cap C| + |N_3 \cap (V \setminus C)| \leq 3 \cdot \text{vc}(G). \quad \blacktriangleleft$$

An edge $\{u, v\} \in E$ is a *twin edge* if $N[u] = N[v]$, that is, u and v have the same neighborhood. A set $C \subseteq V$ is a *twin cover* of G if every edge $e \in E$ is a twin edge or incident to a vertex of C . The *twin cover number* of G is the size of a minimum twin cover of G . A *feedback edge set* of G is an edge set $F \subseteq E$ such that $G - F$ is acyclic. The *feedback edge set number* $\text{fes}(G)$ is the minimum size of a feedback edge set of G .

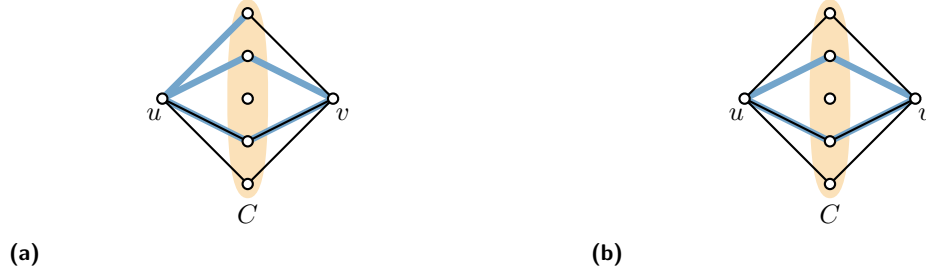
SPQR-Trees A pair $\{u, v\}$ of vertices is a *split pair* of G if $\{u, v\}$ is a separating pair or a pair of adjacent vertices. An *SPQR-tree* [9] \mathcal{T} is a tree that decomposes a biconnected graph G along its split pairs and can be computed in linear time [14]. The leaves of \mathcal{T} are called *Q-nodes* and correspond bijectively to the edges of G . Every inner node v of \mathcal{T} represents a biconnected multigraph (the *skeleton* of v) that is either an *S-node* (“*series*”) consisting of a simple cycle, a *P-node* (“*parallel*”) consisting of two *pole* vertices connected by at least three parallel edges, or an *R-node* (“*rigid*”) consisting of a triconnected simple graph. These skeletons consist of *virtual edges*, where every virtual edge ε represents a subgraph of G , called the *expansion graph* $\text{exp}(\varepsilon)$ of ε .

Fixing a planar embedding of G completely fixes the embedding of the skeletons of all nodes in \mathcal{T} and conversely, choosing a planar embedding for every skeleton in \mathcal{T} uniquely defines a planar embedding of G . Therefore, all planar embedding decisions of a biconnected graph break down to ordering parallel edges in the skeletons of P-nodes and flipping the unique embedding of the skeleton of R-nodes.

The *SPQR-forest* of a graph is the collection of SPQR-trees of its biconnected components.

SEFE The graph $G^\cup = (V, \bigcup_{i \in [k]} E^\circledast_i)$ consisting of the edges of all input graphs is called the *union graph*. For brevity, we describe instances of SEFE using the union graph by marking every edge of G^\cup with the input graphs it is contained in. Every edge of G^\cup is either contained in exactly one input graph G^\circledast_i , or in all of them. In the former case, we say that the edge is *\circledast_i -exclusive*, in the latter case it is *shared*. The connected components of the shared graph are also called *shared components*.

Jünger and Schulz [15] showed that an instance of SEFE admits a simultaneous embedding if and only if there exist embeddings of the input graphs that are *compatible*, i.e., they satisfy the following two requirements: (1) The cyclic ordering of the edges around every vertex of G must be identical in all embeddings. (2) For every pair C and C' of connected components in G , the face of C that C' is embedded in must be the same in all embeddings. We call the former property *consistent edge orderings* and the latter property *consistent relative positions* [17]. Note that any SEFE instance with a non-planar input graph is a no-instance, we thus assume all input graphs to be planar. Furthermore, Bläsius et al. [5] showed that one can assume that the union graph is biconnected.



■ **Figure 3** (a) Vertices u and v of different types having different neighborhoods in the two input graphs. $G^{(1)}$ is shown with thin black edges, $G^{(2)}$ with thick blue edges, overlapping edges belong to G . (b) Vertices u and v of the same type.

3 Parameters of the Union Graph

In this section, we study the parameters vertex cover number, feedback edge set number, and twin cover number of the union graph $G^{\cup} = G^{(1)} \cup \dots \cup G^{(k)}$. We give an FPT algorithm for each of the former two in combination with k and show the latter to be intractable.

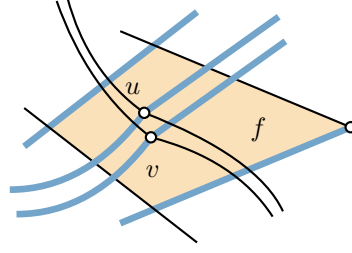
3.1 Vertex Cover Number

For our first parameterization, we consider the vertex cover number of the union graph $\text{vc}(G^{\cup})$. We use a similar approach as Bhore et al. [2] in their parameterization of the problem BOOK THICKNESS. Let C be a minimum vertex cover of G^{\cup} of size $\varphi := \text{vc}(G^{\cup})$ and let k be the number of input graphs. For every vertex $v \in V \setminus C$, note that $N_{G^{\cup}}(v) \subseteq C$, as otherwise there would be an edge in G^{\cup} not covered by C . We group the vertices of $V(G^{\cup}) \setminus C$ into *types* based on their neighborhood in all input graphs, i.e., two vertices v_1 and v_2 are of the same type if and only if $N_{G^{(i)}}(v_1) = N_{G^{(i)}}(v_2)$ for all $i \in [k]$; see Figure 3. Let \mathcal{P} denote the partition of $V \setminus C$ based on the types of vertices. Let $\mathcal{P}_{\geq 3} \subseteq \mathcal{P}$ be the types of \mathcal{P} whose vertices have degree at least 3 in some input graph $G^{(i)}$ and let $\mathcal{P}_{\leq 2} := \mathcal{P} \setminus \mathcal{P}_{\geq 3}$ denote the remaining types that have degree at most 2 in every input graph. Our first goal is to bound the number of vertices in $\mathcal{P}_{\geq 3}$. Since every input graph $G^{(i)}$ is planar, we can use Lemma 1 to bound the number of vertices of degree at least 3 in $G^{(i)}$ linearly in $\text{vc}(G^{(i)}) \leq \varphi$. The union graph G^{\cup} can therefore only contain $O(k\varphi)$ vertices that have degree at least 3 in some exclusive graph. Consequently, we obtain the upper bound $|\bigcup \mathcal{P}_{\geq 3}| \in O(k\varphi)$.

It remains to bound the number of vertices contained in $\mathcal{P}_{\leq 2}$. Since these vertices have degree at most 2 in each input graph, there are $O(\binom{\varphi}{2}^k)$ distinct types in $\mathcal{P}_{\leq 2}$, i.e., $|\mathcal{P}_{\leq 2}| \in O(\varphi^{2k})$. To bound the number of vertices of each type in $\mathcal{P}_{\leq 2}$, we use the following reduction rule; see Figure 4.

► **Reduction Rule 3.1.** *If there exists a type $U \in \mathcal{P}_{\leq 2}$ with $|U| > 1$, pick an arbitrary vertex $v \in U$ and reduce the instance to $(G^{\cup} - v, k)$.*

Proof of Safeness. If the original instance admits a simultaneous drawing Γ , a simultaneous drawing of $G^{\cup} - v$ can be obtained by removing v from Γ . Conversely, let $\hat{\Gamma}^{\cup} = (\hat{\Gamma}^{(1)}, \dots, \hat{\Gamma}^{(k)})$ be a simultaneous drawing of $G^{\cup} - v$. Pick an arbitrary vertex $u \in U \setminus \{v\}$ and let f denote the face of $\hat{\Gamma}^{\cup} - u$ that u is contained in. Since u and v have the same (at most) two neighbors in every input graph, v can be placed close to u in f in $\hat{\Gamma}^{\cup}$ and each edge incident to v can be routed directly next to the corresponding edge incident to u without introducing crossings in the input graphs; see Figure 4. We therefore obtain a simultaneous drawing of G^{\cup} . ◀



■ **Figure 4** An example illustrating the proof of Reduction Rule 3.1 for $k = 2$ input graphs with vertices u, v belonging to the same type of $\mathcal{P}_{\leq 2}$. Vertex v can be placed directly next to vertex u in the face f that u is contained in without introducing any crossings in the input graphs.

After exhaustively applying Reduction Rule 3.1, each type of $\mathcal{P}_{\leq 2}$ contains at most one vertex. Because we have $|\mathcal{P}_{\leq 2}| \in O(\varphi^{2k})$, we thus get $|\bigcup \mathcal{P}_{\leq 2}| \in O(\varphi^{2k})$. Using the upper bound $|\bigcup \mathcal{P}_{\geq 3}| \in O(k\varphi)$ from above, we finally obtain a kernel of size $|V| = |\bigcup \mathcal{P}_{\geq 3}| + |\bigcup \mathcal{P}_{\leq 2}| + |C| \in O(\varphi^{2k})$ that can be solved in FPT time by enumerating all subsets of its vertices. Combined with the fact that a minimum vertex cover of size φ can be computed in time $O(1.2738^\varphi + \varphi n)$ [8], we obtain the following result.

► **Theorem 1.** *SEFE is FPT with respect to the number of input graphs k plus the vertex cover number φ of the union graph G^\cup and admits an $O(\varphi^{2k})$ kernel.*

We note that this result also holds in the non-sunflower case of SEFE.

3.2 Feedback Edge Set Number

In this section, we consider the feedback edge set number $\psi = \text{fes}(G^\cup)$ of the union graph. We build on ideas of Binucci et al. [3] in their parameterization of the problem STORYPLAN. Given a minimum feedback edge set F of G^\cup , our goal is to bound the number of vertices of $H := G^\cup - F$ using reduction rules. Since F is minimal and we can assume G^\cup to be connected, H must be a tree.

Recall that we can even assume the union graph G^\cup to be biconnected due to the preprocessing by Bläsius et al. [5]. Since the preprocessing simply decomposes split components around cutvertices of the union graph into independent instances, the feedback edge set number of the graph does not increase. The biconnectivity of G^\cup ensures that G^\cup does not contain degree-1 vertices and therefore every leaf of H is incident to an edge of F in G^\cup . This allows us to bound the number of leaves (and consequently also the number of nodes of degree at least 3) of H linearly in $|F| = \psi$.

It thus only remains to limit the number of degree-2 vertices in H . Let an l -chain of G^\cup denote a maximal path consisting of $l + 2$ vertices, where each of its $l \geq 1$ inner vertices has degree 2. Note that every degree-2 vertex of a graph is contained in exactly one of its l -chains. To bound the number of degree-2 vertices in H , we first restrict the length of all l -chains in G^\cup .

► **Definition 2.** *An edge e contained in an l -chain c of G^\cup is called redundant if e is a shared edge, or if e is an \textcircled{i} -exclusive edge for some $i \in [k]$, such that c also contains a different \textcircled{i} -exclusive edge e' .*

With the following lemma, we show that redundant edges contained in an l -chain of G^\cup can be safely contracted as illustrated in Figure 5.

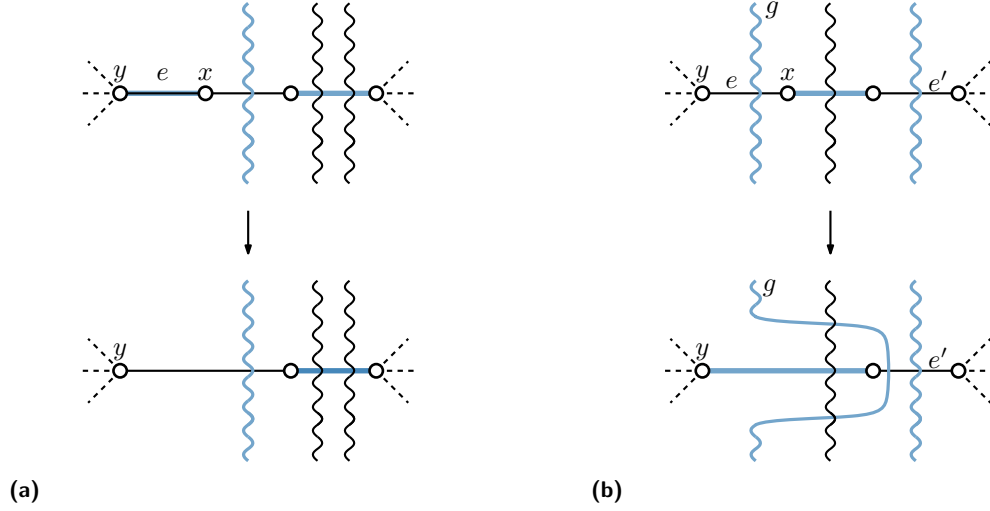


Figure 5 Contraction of a shared (a) or a ①-exclusive (b) edge e in a 2-chain. Because the chain contains an additional ①-exclusive edge e' in (b), the endpoints x and y of e are contained in different connected components of all other input graphs. The ②-exclusive edge g can therefore be rerouted as illustrated.

► **Lemma 3.** *Let e be a redundant edge of G^\cup and let \hat{G}^\cup denote the graph obtained from G^\cup by contracting e . Then G^\cup admits a simultaneous embedding if and only if \hat{G}^\cup does.*

Proof. Let c denote the unique l -chain of G^\cup that e is contained in and let h be an edge of c connected to e via a degree-2 vertex x . Given a simultaneous drawing $\hat{\Gamma}$ of \hat{G}^\cup , subdivide edge h once and change the type of the new edge h_x incident to x to the type of e (i.e., either ①-exclusive or shared). Since h_x can be drawn arbitrarily short, we can ensure that no edge crosses h_x and we thus obtain a simultaneous drawing of G^\cup .

To show the other direction, assume that G^\cup admits a simultaneous embedding $\mathcal{E}^\cup = (\mathcal{E}^{(1)}, \dots, \mathcal{E}^{(k)})$ and let $\hat{\mathcal{E}}^\cup = (\hat{\mathcal{E}}^{(1)}, \dots, \hat{\mathcal{E}}^{(k)})$ denote the embedding obtained after contracting edge e in G^\cup .

We first show that every embedding $\hat{\mathcal{E}}^{(j)}$ is planar for $j \in [k]$. To this end, we need to differentiate whether e is contained in $G^{(j)}$ or not. If e is contained in $G^{(j)}$, then contracting e in G^\cup is also a simple edge contraction in $G^{(j)}$, which retains the planarity of the embedding $\mathcal{E}^{(j)}$. If e is not contained in $G^{(j)}$, then e must be ①-exclusive for some $i \neq j$. The endpoints of e are thus non-adjacent in $G^{(j)}$ and contracting e in G^\cup could lose the planarity of $\mathcal{E}^{(j)}$ in the general case. However, by Definition 2, c contains a different ①-exclusive edge $e' \neq e$, thus the two endpoints of e' are not connected in $G^{(j)}$. Since e and e' are part of the same l -chain, this means that the endpoints of e belong to different connected components in $G^{(j)}$, which guarantees planarity of $\hat{\mathcal{E}}^{(j)}$ after the contraction; see Figure 5.

Note that the contraction does not affect the consistency of edge orderings between the exclusive embeddings, it therefore only remains to argue the consistency of relative positions. Contracting a single edge e in an l -chain c of G^\cup can only violate the consistency of relative positions if e is exclusive to some input graph and all other edges of c are shared (otherwise the faces of the shared graph are unaffected). In this case, all edges of c are incident to a single face of the shared graph before the contraction, but possibly incident to two separate faces after the contraction. However, by Definition 2, such an edge e is not redundant. This problematic case can therefore not occur and thus $\hat{\mathcal{E}}^\cup$ also has consistent relative positions and is consequently a simultaneous embedding of \hat{G}^\cup . ◀

Using Lemma 3, we obtain the following reduction rule, allowing us to shorten l -chains of G^\cup and thus reducing the number of degree-2 vertices.

► **Reduction Rule 3.2.** *If G^\cup contains a redundant edge e , then contract e to obtain the graph \hat{G}^\cup and reduce the instance to (\hat{G}^\cup, ψ)*

Proof of Safeness. By Lemma 3, G^\cup and \hat{G}^\cup are equivalent. If e is contained in a minimum feedback edge set F , replace e with any other edge of the l -chain c that e is contained in. Observe that this yields a minimum feedback edge set of the graph \hat{G}^\cup , thus the parameter ψ does not change. ◀

After exhaustively applying Reduction Rule 3.2, every l -chain c of G^\cup with $l \geq 2$ contains no shared edge and no duplicate ②-exclusive edges. Since every edge of G^\cup is either shared or ②-exclusive, c contains at most k edges. Therefore, we have $l \leq k - 1$ for every l -chain in G^\cup . This yields an upper bound for the number of degree-2 vertices in H , resulting in a kernel for the problem.

► **Theorem 2.** *SEFE is FPT with respect to the number of input graphs k plus the feedback edge set number ψ of the union graph G^\cup and admits a kernel of size $O(k\psi)$.*

Proof. Let G^\cup denote the instance obtained after exhaustively applying Reduction Rule 3.2 and let F denote a minimum feedback set of G^\cup . Because the reduction rule does not affect the parameter, we have $|F| = \psi$. Let $H := G^\cup - F$ be the tree obtained by removing the edges in F from G^\cup . For any leaf v of H , observe that v must be incident to an edge of F in G^\cup , because otherwise G^\cup would contain a degree-1 vertex, contradicting its biconnectivity. Because an edge of F can be incident to at most two such leaves in G^\cup , it follows that H overall has at most $O(\psi)$ leaves. Since H is a tree, it also contains at most $O(\psi)$ inner vertices of degree 3 or higher. It therefore remains to bound the number of degree-2 vertices, which are all contained in some l -chain of H . Consider an l -chain c of H with $l \geq k$. Because for every l' -chain in G^\cup it is $l' \leq k - 1$, there must be an edge of F incident to one of the degree-2 vertices in c in G^\cup . More specifically, at least $\lfloor \frac{l}{k} \rfloor$ degree-2 vertices in c must be incident to an edge of F . The two endpoints of every edge in F can therefore each “pay” for at most $k - 1$ additional vertices in an l -chain. The number of degree-2 vertices of H is consequently in $O(k\psi)$. Overall, we thus obtain a kernel of size $O(k\psi)$.

Since a minimum feedback edge set of an undirected graph can be computed in linear time by computing an arbitrary spanning tree and since the kernel can be solved by enumerating all subsets of its edges, it immediately follows that SEFE is FPT parameterized by k plus the feedback edge set number ψ of G^\cup . ◀

3.3 Twin Cover Number

Finally, we show that SEFE is para-NP-hard with respect to the twin cover number of the union graph G^\cup . To this end, we use the following theorem.

► **Theorem 3.** *When k is part of the input, SEFE is NP-complete, even if the union graph is a complete graph.*

Proof. We start with the instance G^\cup obtained from the reduction by Angelini et al. [1] where the shared graph is a star (the remaining structure of the instance is irrelevant). For every edge e of the complement graph of G^\cup (i.e., for every edge that is missing in G^\cup), create a new input graph G^\odot and add e to G^\odot . Note that G^\odot only consists of the shared star and the additional edge e . As this does not restrict the rotation of the star, we thus obtain an equivalent instance. ◀

Note that, if G^\cup is a complete graph, all vertices have the same neighborhood and thus every edge is a twin edge, and consequently G^\cup has twin cover number 0.

► **Theorem 4.** *When k is part of the input, SEFE is para-NP-hard with respect to the twin cover number of G^\cup .*

Recall that the FPT algorithms from Sections 3.1 and 3.2 also require the number of input graphs k as a parameter. In contrast, Theorem 4 only holds for unbounded k , since the reduction requires many input graphs.

4 Parameters of the Shared Graph

We now consider parameters of the shared graph G . In this case, finding safe reduction rules becomes significantly more involved. While we may assume that the union graph is biconnected [5], even isolated vertices or vertices of degree 1 of the shared graph may hold important information due to their connectivity in the union graph as the following result of Angelini et al. [1] shows.

► **Theorem 5 ([1]).** *SEFE is NP-complete for any fixed $k \geq 3$, even if G is a star.*

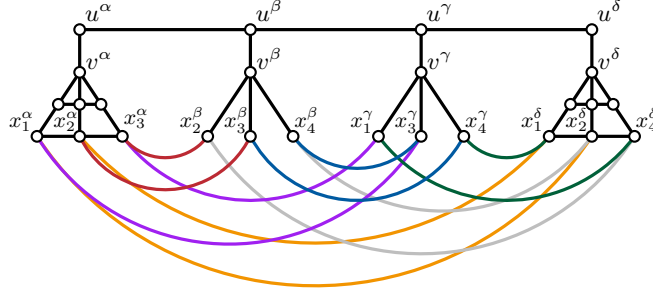
Since, for a star, the vertex cover number $vc(G)$, the feedback edge set number $fes(G)$, the number of connected components $cc(G)$, and the number of cutvertices $cv(G)$ are all constant, Theorem 5 already implies para-NP-hardness for each of these parameters and for all combinations of them; see Figure 2. To obtain additional hardness results, one can take the instance resulting from Theorem 5, duplicate every edge of the star, and subdivide each of the new duplication edges once. Since these new edges can be drawn directly next to their original version (or simply be removed from the drawing, if one wants to argue the reverse direction), the resulting instance is equivalent. In this instance, the parameter Δ_1 , the maximum number of degree-1 vertices adjacent to a single vertex in G , is zero, and the only cutvertex of G is the center vertex, thus filling additional gaps in Figure 2. We note that this construction increases $fes(G)$ and $vc(G)$.

► **Theorem 6.** *SEFE is NP-complete for any fixed $k \geq 3$, even if $\Delta_1 = 0$ and $cv(G) = cc(G) = 1$.*

In the remainder of this section, we focus on several degree-related parameters for SEFE. In addition to Δ_1 , we consider the maximum degree Δ of the shared graph, the highest maximum degree Δ^\odot among all input graphs, and the maximum degree Δ^\cup of the union graph. Recall that $\Delta_1 \leq \Delta \leq \Delta^\odot \leq \Delta^\cup$. Theorems 5 and 6 do not prove hardness for the latter three parameters as the shared graph has high degree. To close this gap, we show in Section 4.1 that SEFE is NP-complete, even if the shared graph is a tree and the union graph has maximum degree 4. This proves the intractability of many combinations of parameters; see Figure 2. Finally, we show that SEFE is FPT when parameterized by $vc(G) + \Delta_1$ and by $cv(G) + \Delta$ (Sections 4.2 and 4.3), which settles the remaining entries of Figure 2.

4.1 Maximum Degree

In this section we show that SEFE is NP-complete, even if the instance has bounded degree. Angelini et al. [1] reduce from the NP-complete [16] problem BETWEENNESS, which asks for a linear ordering of a ground set X , subject to a set \mathcal{T} of triplets over X , where each triplet requires an element to appear between two other elements in the ordering. They use the



■ **Figure 6** An example illustrating the reduction of Theorem 7 with $X = \{x_1, x_2, x_3, x_4\}$ and $\mathcal{T} = \{(x_1, x_2, x_3), (x_1, x_2, x_4)\}$. Shared edges are drawn in black, every other color represents one input graph.

rotation of a star in the shared graph to encode the linear ordering in the SEFE instance, while exclusive edges enforce the triplets. Since this approach leads to a high-degree vertex, we use a different approach. We use small-degree vertices in the shared graph to encode the ordering of every three-element subset of X , while the input graphs ensure compatibility between these orderings. This results in a shared graph with small maximum degree, but the number of input graphs is not constant.

► **Theorem 7.** *When k is part of the input, SEFE is NP-complete, even if the shared graph is connected and has maximum degree 4.*

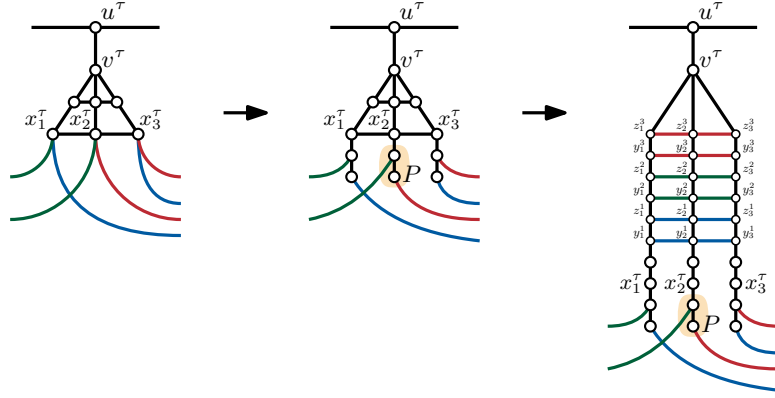
Proof. We reduce from the NP-complete [16] problem BETWEENNESS. Given a ground set $X = \{x_1, \dots, x_n\}$ and a set \mathcal{T} of triplets over X , the problem asks whether there exists a linear ordering σ of X , such that, for every triplet $(a, b, c) \in \mathcal{T}$, b appears between a and c in σ .

Given the instance (X, \mathcal{T}) of BETWEENNESS, we construct an equivalent SEFE instance G^\cup as follows; see Figure 6. For every three-element subset $\tau = \{x_i, x_j, x_k\} \in \binom{X}{3}$, create a star in the shared graph G consisting of the center vertex v^τ adjacent to vertices u^τ , x_i^τ , x_j^τ , and x_k^τ ; the latter three are called the *element vertices*. Pick an arbitrary linear order $\alpha, \beta, \gamma, \dots$ for the elements of $\binom{X}{3}$ and add shared edges to build a path $u^\alpha, u^\beta, u^\gamma \dots$ in G .

For every triplet $(x_i, x_j, x_k) \in \mathcal{T}$, let $\tau = \{x_i, x_j, x_k\} \in \binom{X}{3}$ denote the corresponding subset of X . Add the shared edges $x_i^\tau x_j^\tau$ and $x_j^\tau x_k^\tau$ to G . Additionally adding a subdivision vertex to each of the edges $u^\tau x_i^\tau$, $u^\tau x_j^\tau$, and $u^\tau x_k^\tau$ and connecting them in the same order creates a rigid structure that fixes the order of x_i^τ , x_j^τ , and x_k^τ as required by the triplet. We call these four edges the *triplet-constraint edges*. Unless stated otherwise, we ignore the existence of these subdivision vertices to avoid case distinctions. This way, we can treat all element vertices the same, but we implicitly presume the fixed order for element vertices constrained by triplet-constraint edges, as required by the corresponding triplet.

Finally, for every pair $\{\varphi, \omega\} \in \binom{X}{3}$ of distinct subsets sharing two elements $\varphi \cap \omega = \{x_a, x_b\}$, create a new input graph $G^{\varphi, \omega}$ in the SEFE instance G^\cup and add the two exclusive edges $x_a^\varphi x_b^\omega$ and $x_b^\varphi x_a^\omega$, called *pairwise consistency edges*, to $G^{\varphi, \omega}$. This finishes the construction, which clearly works in polynomial time and ensures that the shared graph G is connected and has maximum degree 4. It remains to prove the correctness of the construction.

If (X, \mathcal{T}) is a yes-instance, let σ denote the corresponding linear ordering of X . For every $\tau = \{x_i, x_j, x_k\} \in \binom{X}{3}$, let (x_i, x_j, x_k) be the linear order of τ induced by σ . Since u^τ is a cutvertex of degree at most 3 in G , its rotation system does not affect the planarity of G ; we pick an arbitrary order for the incident edges of u^τ . Embed the vertices around



■ **Figure 7** An example illustrating how the instance obtained from the reduction of Theorem 7 can be modified such that each vertex has degree at most 4 in the union graph (first step) and the shared graph is acyclic (second step).

v^τ in the clockwise cyclic order $u^\tau, x_i, x_j, x_k, u^\tau$. If these vertices are not constrained by triplet-constraint edges, then all neighbors of v^τ except one have degree 1, the chosen order thus retains planarity. Otherwise, since σ satisfies all triplets of \mathcal{T} , the endpoints of all triplet-constraint edges appear consecutively around the corresponding vertex v^τ and the triplet-constraint edges thus do not introduce crossings. Overall, we therefore have a planar embedding \mathcal{E} of the shared graph G . We extend this embedding to an embedding of each input graph. Let $\{\varphi, \omega\} \in \binom{X}{3}$ be two distinct subsets sharing two elements $\varphi \cap \omega = \{x_a, x_b\}$. Without loss of generality we assume $x_a <_\sigma x_b$. Due to our choice of \mathcal{E} , this means that $x_a^\varphi < x_b^\varphi < x_a^\omega < x_b^\omega$ in the clockwise order around the face f of \mathcal{E} containing all element vertices. Adding the two pairwise consistency edges $x_a^\varphi x_b^\omega$ and $x_b^\varphi x_a^\omega$ corresponding to the pair $\{\varphi, \omega\}$ to face f of \mathcal{E} therefore retains the planarity of the corresponding input graph. We therefore have a simultaneous embedding of G^\cup .

Conversely, assume that G^\cup is a yes-instance. Let \mathcal{E}^\cup denote a simultaneous embedding of G^\cup and let \mathcal{E} be the corresponding embedding of the shared graph. For every $\tau = \{x_i, x_j, x_k\} \in \binom{X}{3}$, the clockwise cyclic order of the four neighbors of v^τ in \mathcal{E} induces a unique linear order σ_τ of τ (e.g., the order $u^\tau, x_i^\tau, x_j^\tau, x_k^\tau, u^\tau$ induces the linear order $x_i <_{\sigma_\tau} x_j <_{\sigma_\tau} x_k$). Note that the pairwise consistency edges ensure that all element vertices lie in the same face f of \mathcal{E} . Let $x_a, x_b \in X$ denote two distinct elements of the ground set X . For every pair $\varphi, \omega \in \binom{X}{3}$ of distinct three-element subsets with $\varphi \cap \omega = \{x_a, x_b\}$, the two corresponding pairwise consistency edges ensure that $x_a^\varphi, x_b^\varphi, x_a^\omega, x_b^\omega$ alternate in the clockwise cyclic order around f because otherwise the two edges would cross. For the linear orders σ_φ and σ_ω of φ and ω , this implies that $x_a <_{\sigma_\varphi} x_b$ if and only if $x_a <_{\sigma_\omega} x_b$. To construct an order σ of X , we therefore set $x_a <_\sigma x_b$ if and only if $x_a <_{\sigma_\tau} x_b$ for some (and thus for all) $\tau \in \binom{X}{3}$ with $\{x_a, x_b\} \subset \tau$. The local ordering of every three-element subset of X thus corresponds to the order of the same three elements in σ . Since the three-element subsets guarantee transitivity, σ is a linear ordering of X . For every triplet of $t \in \mathcal{T}$, the triplet-constraint edges incident to the corresponding element vertices ensure that σ satisfies t . Therefore, (X, \mathcal{T}) is a yes-instance of BETWEENNESS. ◀

This result can be further improved by eliminating all cycles of the shared graph and bounding the maximum degree of the union graph; see Figure 7.

► **Theorem 8.** *When k is part of the input, SEFE is NP-complete, even if the shared graph is a tree and the union graph has maximum degree 4.*

Proof. Let G^\cup be the SEFE instance obtained by the reduction from Theorem 7; see Figure 6 for an example. We first transform G^\cup into an equivalent instance that has maximum degree 4. Observe that only the element vertices of G^\cup can have degree higher than 4. For every $\tau \in \binom{X}{3}$ and for every $x_i \in \tau$, let L denote the set of exclusive edges incident to x_i^τ . Since x_i^τ is incident to at most three shared edges, it is $\deg(x_i^\tau) \leq |L| + 3$. In the shared graph, create a new path P consisting of $|L|$ vertices and connect one of its endpoints to x_i^τ ; see the first step in Figure 7. Disconnect all edges of L from x_i^τ and connect them to the vertices of P in such a way that each vertex of P is incident to exactly one edge of L . Observe that x_i^τ and every vertex of P now has degree at most 4 in the resulting instance \hat{G}^\cup . It remains to show that G^\cup and \hat{G}^\cup are equivalent.

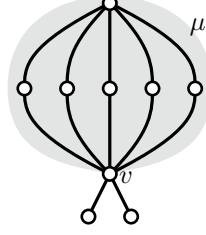
If \hat{G}^\cup admits a simultaneous drawing $\hat{\Gamma}^\cup$, then contracting the shared path P back into x_i^τ clearly yields a simultaneous drawing of G^\cup .

To show the other direction, assume that G^\cup admits a simultaneous drawing Γ^\cup . As argued in the proof of Theorem 7, all element vertices and thus all pairwise consistency edges must be embedded in the same face f of the shared graph in Γ^\cup . Draw path P in face f next to x_i^τ and connect it to x_i^τ . Since L contains no two edges of the same input graph, the edges of L may cross each other arbitrarily. We can therefore detach all edges of L at x_i^τ and reattach them at the corresponding vertices of P to obtain a simultaneous drawing of \hat{G}^\cup .

Finally, we show that we can construct an equivalent instance \hat{G}_*^\cup where the shared graph is additionally acyclic. Observe that every simple shared cycle of G^\cup (and consequently \hat{G}^\cup) contains a triplet-constraint edge. Our goal is to replace the rigid structure induced by the triplet-constraint edges in the shared graph of \hat{G}^\cup with a rigid structure in every input graph. Let $\tau = \{x_i, x_j, x_k\} \in \binom{X}{3}$ be three elements fixed by a triplet $(x_i, x_j, x_k) \in \mathcal{T}$ and let p denote the number of input graphs in \hat{G}^\cup . To break all cycles, we first remove the triplet constraint edges and subsequently apply the following transformation to \hat{G}^\cup ; see the second step in Figure 7 for an example. For each $l \in [p]$, subdivide each of the edges $v^\tau x_i^\tau$, $v^\tau x_j^\tau$, and $v^\tau x_k^\tau$ twice. Let (y_i^l, z_i^l) , (y_j^l, z_j^l) , (y_k^l, z_k^l) denote the respective pairs of subdivision vertices. Add the edges $y_i^l y_j^l$, $y_j^l y_k^l$, $z_i^l z_j^l$, and $z_j^l z_k^l$ as exclusive edges in the input graph G^{\odot_l} ; we call these edges the *exclusive triplet-constraint edges*. Note that these edges create a rigid structure in each input graph, fixing the order of the associated element vertices as required by the corresponding triplet.

Assume that \hat{G}_*^\cup admits a simultaneous drawing $\hat{\Gamma}_*$. The exclusive triplet-constraint edges ensure the cyclic order $u^\tau < y_i^p < y_j^p < y_k^p < u^\tau$ or its reverse around v^τ in $\hat{\Gamma}_*$. Let $\hat{\Gamma}$ denote the drawing obtained from $\hat{\Gamma}_*$ by successively contracting the subdivision vertices back into x_i^τ , x_j^τ , and x_k^τ and subsequently removing the exclusive triplet-constraint edges. Note that contractions of shared edges retain the planarity of the drawing. Since these contractions do not alter the order of edges around v^τ , it is $u^\tau < x_i^\tau < x_j^\tau < x_k^\tau$ or the reverse in $\hat{\Gamma}$. Since v^τ has no other incident edges, we can assume that the region spanned by the edges $x_i^\tau v^\tau$, $v^\tau x_j^\tau$, and the imaginary straight line $x_j^\tau x_i^\tau$ is not crossed by any edge in $\hat{\Gamma}$. Since the same holds for $x_j^\tau x_k^\tau$, we can simply draw the triplet-constraint edges of \hat{G}^\cup as straight lines in $\hat{\Gamma}$ to obtain a simultaneous drawing of \hat{G}^\cup .

Conversely, given a simultaneous drawing $\hat{\Gamma}$ of \hat{G}^\cup , the new subdivision vertices can be inserted directly next to x_i^τ , x_j^τ , and x_k^τ in $\hat{\Gamma}$ and the new edges can be drawn to take the same path as the (now removed) edges $x_i^\tau x_j^\tau$ and $x_j^\tau x_k^\tau$ in $\hat{\Gamma}$. We thus obtain a simultaneous drawing of \hat{G}_*^\cup . ◀



■ **Figure 8** A two-parallel P-node μ with many possible embedding choices at cutvertex v .

4.2 Vertex Cover Number + Maximum Degree-1 Neighbors

Let Δ_1 denote the maximum number of degree-1 vertices adjacent to a single vertex in G and let C denote a minimum vertex cover of G with size $\varphi = \text{vc}(G)$. In this section, we show that SEFE is FPT with respect to $\varphi + \Delta_1$.

Since the shared graph is planar, the number of vertices with degree at least 3 in G is at most 3φ by Lemma 1. Because Δ_1 bounds the number of degree-1 neighbors of each vertex in G , only the number of isolated vertices and degree-2 vertices in the shared graph remains unbounded. Unfortunately, it is difficult to reduce either of these vertex types in the general case. Instead, our goal is to enumerate all suitable embeddings of the shared graph. Given the parameter $\varphi + \Delta_1$, the only embedding choices we cannot afford to brute-force involve the P-nodes of G . Consider a set U of at least three degree-2 vertices of G that have the same neighborhood $\{u, v\}$. Note that neither of the vertices in U has to be contained in the vertex cover C of G if both u and v are contained in C , thus $|U|$ is not necessarily bounded by a function in $\varphi + \Delta_1$. In the SPQR-tree of G , u and v are the poles of a P-node μ with at least $|U|$ parallel subgraphs and we therefore cannot afford to enumerate all permutations of μ . We call such a P-node *two-parallel*. Even if we fix the embedding of μ , the number of faces incident to its poles is not bounded, leaving too many embedding decisions if one of the poles of μ is a cutvertex in G ; see Figure 8.

To circumvent these issues, we show that we can limit the number of embedding decisions involving two-parallel P-nodes of G using connectivity information of the union graph, allowing us to brute-force all suitable embeddings of each shared component in FPT-time. Subsequently, we can determine whether G^\cup admits a SEFE with the given embeddings using the algorithm by Bläsius and Rutter [7] that solves SEFE if every shared component has a fixed embedding. In other words, we use the bounded search tree technique where the branches of the search tree correspond to embedding decisions in the shared graph. We first branch for all possible embeddings of the blocks in G , and subsequently branch for all possible configurations of blocks around cutvertices.

4.2.1 Preprocessing Steps

To simplify the aforementioned problematic embedding decisions in the shared graph, we use three preprocessing steps introduced by Bläsius et al. [5]¹.

First, we can decompose the split components of cutvertices of the union graph G^\cup into independent instances and we can thus assume G^\cup to be biconnected [5, Theorem 1]. The second preprocessing step guarantees that no separating pair of G^\cup separates a P-node of the shared graph [5, Lemma 4]. This connectivity information of G^\cup fixes the ordering of virtual edges of P-nodes in the shared graph up to reversal and thus heavily restricts the corresponding number of admissible embeddings [5, Theorem 2 + Lemma 5]. We remark that these preprocessing steps do not increase the parameter $\varphi + \Delta_1$.

► **Lemma 4.** *Given a SEFE instance, we can compute in linear time an equivalent set of instances where each instance G^\cup satisfies the following properties:*

- (a) *The union graph G^\cup is biconnected [5, Theorem 1]*
- (b) *If vertices $\{u, v\}$ are a separating pair of the union graph, then at most one of its split components contains a shared path between u and v [5, Lemma 4]*
- (c) *The embedding of every P-node of the shared graph is a binary decision. [5, Theorem 2 + Lemma 5]*

4.2.2 Embedding the Blocks

We start by enumerating all suitable embeddings of the individual blocks in the shared graph G . For this, it suffices to embed all P-nodes and R-nodes of the SPQR-forest of G . Since R-nodes only allow a binary embedding decision and the same holds for all P-nodes in G by Lemma 4(c), we only need to bound the number of these P-nodes and R-nodes in our parameter. We do this with the following lemma.

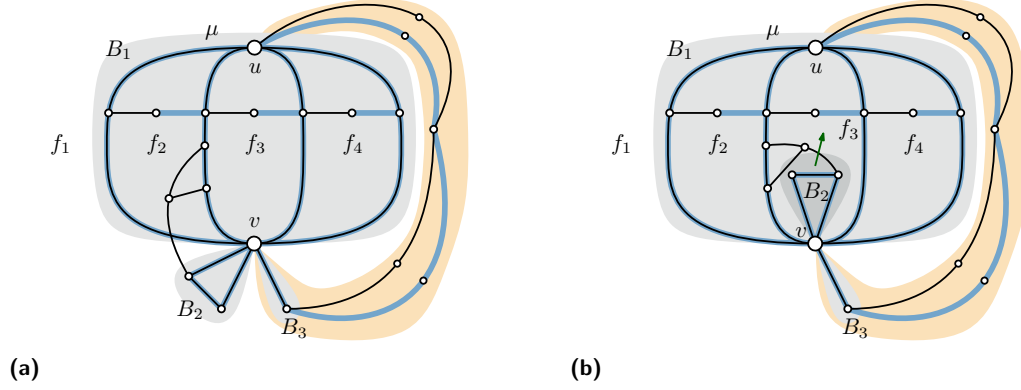
► **Lemma 5.** *The number of P-nodes and R-nodes in the SPQR-forest of any planar graph G is in $O(\text{vc}(G))$.*

Proof. Let \mathcal{T} denote the SPQR-forest of G and let $\varphi = \text{vc}(G)$ denote the vertex cover number of G . We let $\nu(\mathcal{T})$ denote the sum of P-nodes and R-nodes in \mathcal{T} . First construct a graph G' and its corresponding SPQR-forest \mathcal{T}' by exhaustively removing all vertices of degree at most 1 from G and additionally contracting each degree-2 vertex into one of its neighbors. We keep the parallel edges that may emerge after these contractions, thus G' may be a multi-graph. Because we keep the parallel edges, note that \mathcal{T} and \mathcal{T}' contain the same number of P-nodes and R-nodes, i.e., $\nu(\mathcal{T}) = \nu(\mathcal{T}')$.

Since G' only contains vertices of degree at least 3, and since there are at most as many such vertices in G' as there are in G , G' contains $O(\varphi)$ vertices by Lemma 1. Because the edge contractions also retain the planarity of G , the number of bundles of parallel edges in G' is bounded by the number of edges a planar graph with $O(\varphi)$ vertices can have, which is also $O(\varphi)$.

Finally, let G^* denote the graph obtained from G' by replacing bundles of parallel edges with a single edge and let \mathcal{T}^* denote the corresponding SPQR-forest. Since G' contains $O(\varphi)$ bundles of parallel edges, replacing the parallel edges can eliminate at most $O(\varphi)$ P-nodes. Observe that replacing parallel edges does not affect R-nodes, thus $\nu(\mathcal{T}') - \nu(\mathcal{T}^*) =$

¹ The proof of these preprocessing steps only considers the case of $k = 2$ input graphs. However, as the authors state in the introduction, all results extend to $k \geq 3$ input graphs in the sunflower case.



■ **Figure 9** (a) Three blocks B_1 , B_2 , and B_3 sharing the same cutvertex v . The block B_1 contains a two-parallel P-node μ . Block B_2 can only be embedded in the faces f_2 and f_3 of B_1 , thus it is a binary block with respect to B_1 . The block B_3 is connected to the other pole u of μ , thus it is a mutable block with respect to B_1 . Note that B_3 is contained in a separate split component (highlighted in orange) with respect to the separating pair $\{u, v\}$ in the union graph, because B_3 is a mutable block. (b) After assigning block B_2 to the face f_3 of μ (green arrow), f_3 becomes occupied.

$\nu(\mathcal{T}) - \nu(\mathcal{T}^*) \in O(\varphi)$. Since G^* contains $O(\varphi)$ vertices and no parallel edges, planarity ensures that it also contains at most $O(\varphi)$ edges. Note that the number of inner nodes in an SPQR-tree is upper-bounded by the number of edges in the corresponding biconnected component. Since every edge is contained in exactly one biconnected component, the SPQR-forest \mathcal{T}^* therefore contains $O(\varphi)$ inner nodes. As argued above, it holds that $\nu(\mathcal{T}) - \nu(\mathcal{T}^*) \in O(\varphi)$ and consequently $\nu(\mathcal{T}) \in O(\varphi)$. ◀

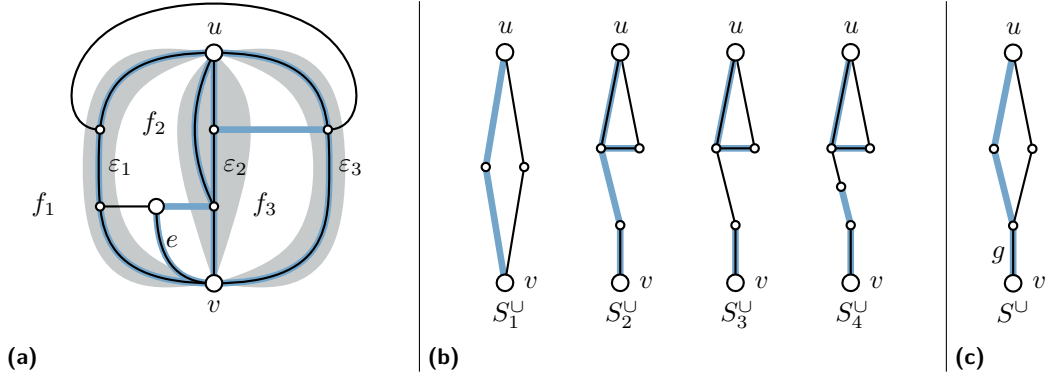
Combining Lemma 4(c) and Lemma 5 allows us to enumerate all suitable embeddings of all blocks in G in FPT-time, as there are at most $2^{O(\varphi)}$ such embeddings.

► **Corollary 6.** *Among all simultaneous embeddings of G^\cup , there are at most $2^{O(\varphi)}$ distinct combinations of embeddings of all blocks in the shared graph G . These embeddings can be enumerated in FPT-time.*

4.2.3 Nesting Blocks around Cutvertices

Given a fixed embedding for every block of the shared graph G , it remains to fix the order of incident edges at all cutvertices of G . Since this order is fixed for cutvertices of degree 2 and the total number of vertices of degree at least 3 in G is at most 3φ by Lemma 1, the number of relevant cutvertices is also at most 3φ . Because we have already fixed the embedding of all blocks in G , fixing the order of incident edges at a cutvertex v boils down to enumerating all suitable orderings and nestings of the blocks containing v .

From now on, when we refer to faces of a block B of G , we implicitly refer to the faces of the fixed embedding of B . For a cutvertex v of G , let B_1 and B_2 denote two blocks of G containing v . Since v may be a pole of a two-parallel P-node in B_1 , the number of faces of B_1 that B_2 can be embedded into is in general not bounded by a function of $\varphi + \Delta_1$; see Figure 9a. We therefore cannot simply successively try to embed B_2 into every face of B_1 . However, since we may assume that the union graph G^\cup is biconnected (Lemma 4(a)), B_2 must be connected to B_1 in G^\cup via a path that is vertex-disjoint from v . This additional connectivity in G^\cup may already restrict the number of faces of B_1 that B_2 may be embedded



■ **Figure 10** (a) A P-node μ of the shared graph with three virtual edges $\varepsilon_1, \varepsilon_2$, and ε_3 . The faces f_1, f_2 , and f_3 of μ are $\{2\}$ -linked, \emptyset -linked, and $\{1\}$ -linked, respectively. (b) Four split components with respect to the separating pair $\{u, v\}$ in G^U . The four components S_1^U, S_2^U, S_3^U , and S_4^U are $\{1, 2\}$ -connected, $\{1\}$ -connected, $\{2\}$ -connected, and \emptyset -connected, respectively. S_1^U is compatible with f_2 , S_2^U is compatible with f_1 and f_2 , S_3^U is compatible with f_2 and f_3 , and S_4^U is compatible with all faces of μ . (c) Although the split component S^U is compatible with the face f_2 , S^U cannot be embedded into f_2 , because the two shared edges e and g are conflicting.

into. If B_2 can be embedded into at most two faces of B_1 , we say that B_2 is a *binary block* with respect to B_1 , otherwise it is a *mutable block*; see Figure 9 for an example.

If B_2 is a mutable block with respect to B_1 , then B_2 must be connected to a single vertex u of B_1 in $G^U - v$ and $\{u, v\}$ must be the poles of a P-node μ of B_1 ; see Figure 9a. This also implies that $\{u, v\}$ is a separating pair in G^U and that B_2 and B_1 are contained in different split components with respect to $\{u, v\}$. Let S^U denote the split component that B_2 is contained in and let S^{\odot} be the subgraph of S^U in G^{\odot} for all $i \in [k]$. Due to Lemma 4(b), we may assume that μ (and therefore B_1) is contained in a single split component with respect to $\{u, v\}$ in G^U .

Our goal is to use the connectivity information of S^U to further restrict the number of faces of B_1 that S^U (and therefore B_2) can be embedded in. To this end, we adopt some notation from Bläsius et al. [5]. Let f be a face of μ enclosed by the virtual edges ε_1 and ε_2 . We say that f is \hat{i} -linked for some $i \in [k]$, if there exists a path in $G^{\odot} - \{u, v\}$ between $\text{exp}(\varepsilon_1)$ and $\text{exp}(\varepsilon_2)$ that is disjoint from B_1 , except for its endpoints; see Figure 10a. Analogously, we say that the split component S^U is \hat{i} -connected, if u and v are connected by a path in S^{\odot} . For a set $I \subseteq [k]$, we say that the face f (resp. the split component S^U) is I -linked (I -connected), if f is \hat{i} -linked (\hat{i} -connected) in S^{\odot} for all $i \in I$, but not for $i \in [k] \setminus I$; see Figure 10b. An I -linked face f of μ is *compatible* with a J -connected split component S^U if $I \cap J = \emptyset$. With the following lemma, we show that S^U must be compatible with some face of μ , if G^U is a yes-instance.

► **Lemma 7** ([5, Lemma 5]). *Let G^U be an instance of SEFE with a fixed embedding for every block of the shared graph. Let $\{u, v\}$ be a separating pair of G^U such that u and v are the poles of a P-node μ in G . If there exists a split component S^U with respect to $\{u, v\}$ in G^U that is not compatible with any face of μ , then G^U is a no-instance.*

Proof. Let S^U be a split component of $\{u, v\}$. It suffices to show that S^U cannot be embedded into a face f of μ that it is not compatible with.

Since S^U is not compatible with f , there exists an $i \in [k]$ such that S^U is \hat{i} -connected and f is \hat{i} -linked. Let ε_1 and ε_2 denote the two virtual edges of μ that enclose f . Because

f is \textcircled{i} -linked, there exists a path $P^\textcircled{i}$ in $G^\textcircled{i} - \{u, v\}$ between $\exp(\varepsilon_1)$ and $\exp(\varepsilon_2)$ that is disjoint from the block of the shared graph containing μ , except for its endpoints. Since $P^\textcircled{i}$ may not cross any other virtual edges of μ , $P^\textcircled{i}$ must be embedded in face f in $G^\textcircled{i}$. Since S^\cup is \textcircled{i} -connected and therefore contains a path L connecting u and v in $G^\textcircled{i}$, embedding S^\cup into face f always introduces a crossing between L and P . Consequently, there exists no simultaneous embedding of G^\cup where S^\cup is embedded in f . \blacktriangleleft

From now on, we can assume by Lemma 7 that S^\cup is compatible with at least one face of μ . Note that compatibility of S^\cup with a face f of μ does not necessarily guarantee that S^\cup can be embedded into f ; see Figure 10c.

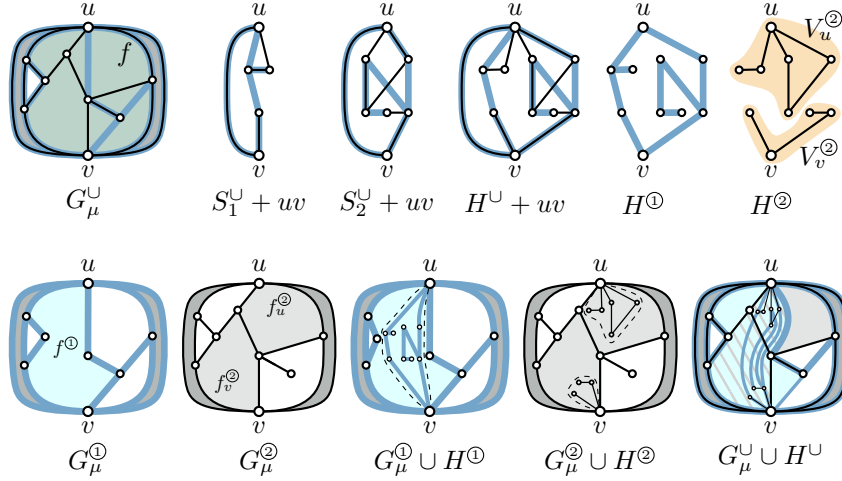
4.2.3.1 Embedding Split Components Into Compatible Faces.

We now show how the notion of compatibility allows us to limit the number of faces of μ each split component of the union graph (and therefore each mutable block) can be embedded in. We start by giving a high-level overview of our strategy. Let B_1 denote the block of the shared graph that the P-node μ is contained in. First, we assign a face of B_1 to each block that is a binary block with respect to B_1 ; we will show that the number of possible assignments is bounded by a function in $\varphi + \Delta_1$. If a face f of μ subsequently contains such a block incident to a pole u or v of μ , we say that f is *occupied*; see Figure 9b. For each remaining mutable block B_2 with respect to B_1 that can be embedded into any face of μ , recall that there exists a split component S^\cup of the separating pair $\{u, v\}$ in G^\cup that B_2 is contained in (see Figure 9a for an example). Let \mathcal{F}_{S^\cup} be the set of faces of μ that are compatible with S^\cup . We will show that we can always decompose S^\cup into an independent instance if \mathcal{F}_{S^\cup} contains a face that is not occupied. Finally, all remaining embedding choices with respect to the P-node μ only concern faces of μ that are occupied. Since we can bound the number of occupied faces and the number of blocks in G , we will finally show that we can brute-force all remaining embedding choices of the shared graph.

As the first step, we now fix the position of all binary blocks. For every cutvertex v in G and for each pair B_1, B_2 of blocks containing v , we create two new branches if B_2 is a binary block with respect to B_1 . The two branches correspond to the (at most) two faces of B_1 that B_2 can be embedded into. Since we have at most 3φ cutvertices with degree at least 3 in G (Lemma 1) and since we have at most $\varphi + \Delta_1$ blocks in G that contain v (each block contains either a vertex of the vertex cover, or a degree-1 vertex adjacent to v), we create at most $\mathcal{O}((2^{(\varphi+\Delta_1)^2})^{3\varphi}) = \mathcal{O}(2^{(\varphi+\Delta_1)^2 \cdot 3\varphi})$ branches to assign the binary blocks to all possible faces.

Now consider two blocks B_1 and B_2 both containing cutvertex v , such that B_2 is a mutable block with respect to B_1 . Recall that there exists a P-node μ with poles v and u in B_1 , such that B_2 is contained in a different split component S^\cup of the separating pair $\{u, v\}$ in the union graph G^\cup (see Figure 9a for an example). For a face f of μ , recall that we say that f is occupied, if there exists a binary block incident to u or v that is assigned to the face f ; see Figure 9b for an example. Note that we need to be cautious around an occupied face f , since f may contain additional shared edges incident to u and v , thus the problematic case shown in Figure 10c can occur and we have no guarantee that we can embed S^\cup into f , even if S^\cup is compatible with f . If, however, S^\cup itself admits a SEFE and is compatible with a face f of μ that is not occupied, we now show that we can always embed S^\cup (and all other split components of μ that are compatible with f) into f .

► **Lemma 8** ([Derived from [5, Lemma 6]]). *Let G^\cup be an instance of SEFE with a fixed embedding for every block of the shared graph G and an assignment of all binary blocks to a face. Let f denote an unoccupied face of a P-node μ of G whose poles u and v are a*



■ **Figure 11** An example illustrating how split components S_1^U and S_2^U can be embedded in an unoccupied face f of G_μ^U in Lemma 8. First, simultaneous embeddings of $S_1^U + uv$ and $S_2^U + uv$ are glued together to obtain a simultaneous embedding of $H^U + uv$. Because H^U is $\textcircled{1}$ -connected, there exists a face $f^{\textcircled{1}}$ of $G_\mu^{\textcircled{1}}$ containing both u and v where $H^{\textcircled{1}}$ can be embedded in. Because H^U is not $\textcircled{2}$ -connected, the subsets $V_u^{\textcircled{2}}$ and $V_v^{\textcircled{2}}$ can be embedded into different faces $f_u^{\textcircled{2}}$ and $f_v^{\textcircled{2}}$ incident to u and v , respectively. This yields a simultaneous embedding of $G_\mu^U \cup H^U = G^U$.

separating pair of the union graph G^U . Let $\mathcal{S} := \{S_1^U, \dots, S_t^U\}$ be the set of split components with respect to $\{u, v\}$ in G^U that are compatible with f . Then G^U admits a SEFE if and only if

1. $G_\mu^U := G^U - \mathcal{S}$ admits a SEFE, and
2. for each $S_i^U \in \mathcal{S}$, $S_i^U + uv$ admits a SEFE, where uv is a shared edge.

Proof. The proof is very similar to the proof of Lemma 6 in the paper by Bläsius et al. [5]. They show that the decomposition works if none of the split components contain a shared edge incident to u or v . Since we are interested in split components containing mutable blocks incident to u or v , we unfortunately cannot exclude this case. However, we only have to additionally show that the fact that f is unoccupied allows us to also consider split components that contain a shared edge incident to u or v . Note that we may assume that no split component of \mathcal{S} contains a shared path between u and v (Lemma 4(b)). Figure 11 gives an illustration of the proof.

If G^U admits a SEFE, then the corresponding simultaneous embedding can be easily decomposed into simultaneous embeddings of $G_\mu^U = G^U - \mathcal{S}$ and $S_i^U + uv$ for each $S_i^U \in \mathcal{S}$.

To show the other direction, assume that $G_\mu^U = G^U - \mathcal{S}$ and $S_i^U + uv$ (for each $S_i^U \in \mathcal{S}$) admit simultaneous embeddings respecting all embedding decisions for the shared graph we have made so far (embeddings of blocks and assignment of binary blocks to faces). We first glue the simultaneous embeddings of $S_1^U + uv, \dots, S_t^U + uv$ together in an arbitrary order to obtain a simultaneous embedding of $(S_1^U \cup \dots \cup S_t^U) + uv$; see Figure 11 for an example. This is possible, because these graphs only share the vertices u and v and since each $S_i^U + uv$ contains the shared edge uv , we may assume that u and v are on the outer face of each S_i^U . For this reason, we can add S_i^U to the outer face of $(S_1^U \cup \dots \cup S_{i-1}^U) + uv$ to obtain a simultaneous embedding. We denote the resulting graph by $H^U := S_1^U \cup \dots \cup S_t^U$ and the version of H^U that additionally contains the shared edge uv by $H^U + uv$.

Since, by prerequisite of this lemma, every split component $S_i^U \in \mathcal{S}$ is compatible with

face f , the same also applies for H^\cup . Note that, in contrast to Lemma 6 in the paper by Bläsius et al. [5], we explicitly allow S_i^\cup (and therefore also H^\cup) to contain shared edges incident to u and v . However, we know that the simultaneous embedding of G_μ^\cup cannot contain shared edges incident to u and v that are embedded into f , because (1) f is unoccupied, thus no binary blocks have been assigned to f , and (2) all mutable blocks that are compatible with f are contained in \mathcal{S} and have thus been removed. In the following, we show that this allows us to embed H^\cup into f , even if H^\cup contains shared edges incident to u or v , because the problematic case shown in Figure 10c can not occur.

For every $j \in [k]$, for which H^\cup is \textcircled{j} -connected (i.e., some split component S_i^\cup is \textcircled{j} -connected), note that the compatibility criterion ensures that face f is not \textcircled{j} -linked. This means that $G_\mu^\textcircled{j}$ contains a face $f^\textcircled{j}$ that is part of f and contains both u and v . We embed $H^\textcircled{j}$ into the face $f^\textcircled{j}$ to obtain a planar embedding of $G_\mu^\textcircled{j} \cup H^\textcircled{j}$ (see $j = 1$ in Figure 11).

For every $j \in [k]$, for which H^\cup is not \textcircled{j} -connected, first separate the vertices of $H^\textcircled{j}$ into sets $V_u^\textcircled{j}$ and $V_v^\textcircled{j}$, such that $V_u^\textcircled{j}$ contains all vertices of the connected component of u and $V_v^\textcircled{j}$ contains all remaining vertices. Pick arbitrary faces $f_u^\textcircled{j}$ and $f_v^\textcircled{j}$ incident to u and v in f , respectively. We embed the vertices of $V_u^\textcircled{j}$ and $V_v^\textcircled{j}$ into $f_u^\textcircled{j}$ and $f_v^\textcircled{j}$, respectively, without changing the embedding of $H^\textcircled{j}$ (see $j = 2$ in Figure 11).

We therefore now have an embedding of $G_\mu^\cup \cup H^\cup = G^\cup$ where the embedding of each $G^\textcircled{j}$ is planar. It remains to show that it is a simultaneous embedding. Note that, in both of the above cases, we did not change the embeddings of G_μ^\cup and H^\cup . Therefore, all vertices except for maybe u and v have consistent edge orderings. Recall that the face f is unoccupied and thus does not contain any shared edges incident to u or v in G_μ^\cup . Since, for both vertices u and v , we embedded all edges of each graph $H^\textcircled{j}$ between the two shared edges belonging to face f , u and v therefore also have consistent edge orderings. Additionally, since all shared components of H^\cup now belong to the face f of the shared graph, and all shared components of G_μ^\cup lie on the outer face of H^\cup , the relative positions are also still consistent. Therefore, we obtain a simultaneous embedding of $G^\cup = G_\mu^\cup \cup H^\cup$. \blacktriangleleft

Consider once again a cutvertex v of G and two blocks B_1 and B_2 containing v , such that B_2 is a mutable block with respect to B_1 . Recall that this means that B_1 contains a P-node μ with poles v and u , such that B_2 is contained in a split component S^\cup of the separating pair $\{u, v\}$ in G^\cup . Let \mathcal{F}_{S^\cup} denote the faces of μ that S^\cup is compatible with. Lemma 8 now lets us assume that \mathcal{F}_{S^\cup} only contains occupied faces of μ . But since a face f of μ is only occupied if we assigned a binary block incident to u or v to f , the number of occupied faces in f is bounded by the number of blocks incident to u and v . As argued before, there can be at most $\varphi + \Delta_1$ blocks incident to a single vertex, thus $|\mathcal{F}_{S^\cup}| \leq 2(\varphi + \Delta_1)$. We create a new branch for every face $f \in \mathcal{F}_{S^\cup}$ and assign the mutable block B_2 to f in this branch. Thus, for every pair B_1, B_2 of blocks containing the same cutvertex v we need at most $2(\varphi + \Delta_1)$ branches to assign B_2 to every admissible face of B_1 . Since we have to do this for each of the $\mathcal{O}((\varphi + \Delta_1)^2)$ pairs of blocks incident to a single cutvertex and since we have at most $3k$ cutvertices of degree at least 3, we need $\mathcal{O}(((2(\varphi + \Delta_1))^{(\varphi + \Delta_1)^2})^{3\varphi}) = \mathcal{O}((2(\varphi + \Delta_1))^{(\varphi + \Delta_1)^2 \cdot 3\varphi})$ branches to fix the nesting of the blocks at each cutvertex of G . Note that this bound also includes the branches we created to assign all binary blocks to their respective faces.

► **Corollary 9.** *Given a fixed embedding for every block of G , $\mathcal{O}((2(\varphi + \Delta_1))^{(\varphi + \Delta_1)^2 \cdot 3\varphi})$ branches are sufficient to fix the nesting of the blocks around every cutvertex of G .*

4.2.4 Ordering Blocks Within the Same Face

We have now successfully fixed the nesting of the blocks at each cutvertex of G . Note, however, that there may be multiple blocks assigned to the same face f of another block at a cutvertex v of G . In this case, we still need to determine the order of these blocks in the face f . For this reason, we simply enumerate all possible orders of the blocks incident to every cutvertex of G with degree at least 3. As argued before, a single vertex is contained in at most $\varphi + \Delta_1$ blocks, hence there are at most $(\varphi + \Delta_1)!$ orderings for the blocks around a single cutvertex. Since we have to do this at each of the at most 3φ cutvertices of degree at least 3 (Lemma 1), this creates an additional $\mathcal{O}(((\varphi + \Delta_1)!)^{3\varphi})$ branches. Because every block of G has a fixed embedding, we have now completely fixed the order of edges around each cutvertex of G .

► **Corollary 10.** $\mathcal{O}(((\varphi + \Delta_1)!)^{3\varphi})$ branches are sufficient to fix the order of the blocks around every cutvertex of G .

4.2.5 Putting Things Together

Finally, every connected component of the shared graph G now has a fixed embedding in every branch, thus we can use the algorithm by Bläsius and Rutter [7] to determine whether G^\cup allows a simultaneous embedding with the given embeddings. Recall that our algorithm first fixes the embedding of each block in G and subsequently nests and orders all blocks around cutvertices of G . By combining Corollaries 6, 9, and 10, we need a total of $\mathcal{O}(2^{\mathcal{O}(\varphi)} \cdot (2(\varphi + \Delta_1))^{(\varphi + \Delta_1)^2 \cdot 3\varphi} \cdot ((\varphi + \Delta_1)!)^{3\varphi})$ branches to enumerate all admissible embeddings of all connected components in G . Note that not all branches lead to a valid embedding of all connected components in G (e.g., different nesting decisions can contradict one another). If this is the case, we reduce to a trivial no-instance in the corresponding branch.

► **Theorem 9.** When k is part of the input, SEFE is FPT with respect to the maximum number of degree-1 neighbors Δ_1 and the vertex cover number φ of the shared graph.

4.3 Number of Cutvertices + Maximum Degree

In this section, we consider SEFE parameterized by the number of cutvertices $\text{cv}(G)$ and the maximum degree Δ of the shared graph G . This combination of parameters allows us to brute-force all possible orders of incident edges at cutvertices of G and to branch for each combination of such orders. Given these fixed orders, we could, in theory, enforce the orders in the shared graph by replacing every cutvertex v in G with a wheel that fixes the order of its incident edges. In the resulting instance, every connected component of G is biconnected, which is a restricted case of SEFE that Bläsius et al. [5] showed to be polynomial-time solvable.

Unfortunately, adding such a wheel around a cutvertex v in the shared graph may introduce crossings with exclusive edges incident to v and even cause some of the input graphs to be non-planar. We circumvent this issue as follows. We first subdivide every edge incident to a cutvertex v once, and subsequently add an additional input graph G^\circledast with $l := k + 1$ where we fix the order of edges around cutvertices by connecting the subdivision vertices to a cycle in the desired order. In other words, at every cutvertex of the shared graph, we insert a wheel in G^\circledast . In every simultaneous embedding of the union graph G^\cup , the edges around every cutvertex v of G now satisfy the fixed order, up to reversal. We therefore say that v has a *fixed rotation* in G .

While every cutvertex of G now has a fixed rotation, the shared graph itself unfortunately still contains cutvertices and we therefore cannot directly use the algorithm by Bläsius et al. [5]. However, we use a similar approach as they do. They show that, for a biconnected planar graph G and a vertex set X of G that shares a face in some planar embedding of G , the order of X along any simple cycle of G is fixed up to reversal. This essentially allows them to decompose the instance at such cycles, as the “interface” the graph provides for the vertices of X is independent from the embedding.

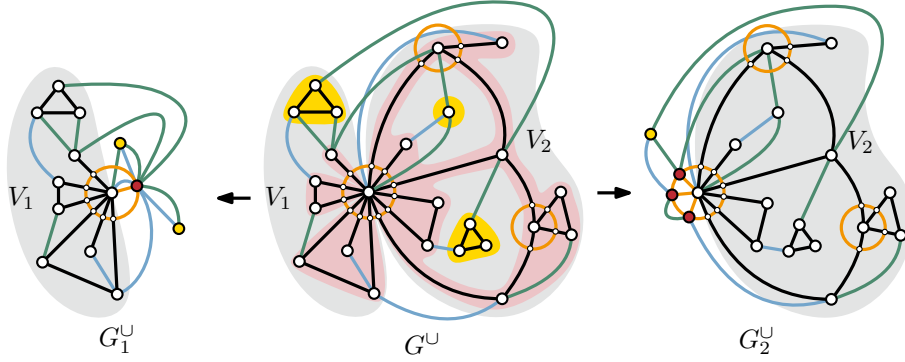
Since facial cycles of non-biconnected graphs are not necessarily simple, the same approach does not generalize to non-biconnected graphs, because changing the rotation of cutvertices may also change the order of vertices in the cycle. In the following, we show that the statement also holds for non-biconnected graphs if every cutvertex has a fixed rotation. We say that a cycle C of G is *face-embeddable*, if there exists a planar embedding of G where C is a facial cycle.

► **Lemma 11** (Derived from [5, Lemma 8]). *Let G be a planar graph where every cutvertex has a fixed rotation. Let X be a set of vertices that are incident to a common face in some planar embedding of G . Then the order of X in any face-embeddable cycle of G containing X is unique up to reversal.*

Proof. We prove the statement via induction on the number of blocks in G . As a base case, G only consists of a single block and is therefore biconnected. Since a face of a biconnected graph always induces a simple facial cycle, every face-embeddable cycle of G is simple and therefore the statement follows from the lemma by Bläsius et al. [5, Lemma 8].

Now consider the case where G consists of k blocks. Let C be an arbitrary face-embeddable cycle of G . Pick a block B of G that is only incident to a single cutvertex v , let $G' := G - (B - v)$ be the subgraph of G obtained after removing B (but not v) and let C' and C_B be the cycles induced by C in G' and B , respectively. Since G' and B both contain less than k blocks, the order in which C' and C_B visit the vertices of $X \cap C'$ and $X \cap C_B$, respectively, is unique up to reversal by the inductive hypothesis. Note that, in any planar embedding of a graph, the order in which a facial cycle visits the edges incident to a single cutvertex v is unique up to reversal. Since v has a fixed rotation in our case, this order is unique (up to reversal) among all planar embeddings of G . Because C' and C_B each visit at least two edges incident to v , the order in which C visits the vertices of X in G is therefore unique up to reversal, which concludes the proof. ◀

Note that a necessary condition for planarity is that the edges of two distinct blocks containing the same cutvertex v may not alternate around v . If the fixed rotation of v violates this condition, we report a no-instance in the corresponding branch. Roughly speaking, the following Lemma 12 tells us that different split components of a cutvertex with fixed rotation interact very nicely. The fixed rotation of v already determines the nesting of its split components, and the connectivity in the union graph determines the set X of *attachment vertices* of a split component S_1 that must share a face in G with a different split component S_2 in every simultaneous embedding; these are the vertices of S_1 that are connected to S_2 in $G^\cup - v$ via a path that is vertex-disjoint from S_2 except for its endpoints. By Lemma 11, the order of the attachment vertices X on this facial cycle of S_1 is essentially unique and independent from the embedding of S_1 . The vertices of X thus essentially act as a fixed interface between S_1 and S_2 . If the subgraph of G^\cup induced by S_1 admits a any simultaneous embedding where all vertices of X lie on the outer face, we can thus subsequently assume that S_1 has this fixed embedding in G^\cup . We will use this observation to decompose split components at cutvertices of the shared graph to receive smaller instances of SEFE.



■ **Figure 12** The graphs G_1^U and G_2^U corresponding to the block-preserving cut $\{V_1, V_2\}$ of v in G^U . The red vertices are the vertices resulting from contracting the nested split components of v . The edges of graph G° fixing the rotation of all cutvertices using wheels are drawn in orange.

Let v be a cutvertex of G with a fixed rotation system σ_v . A *block-preserving cut* of v partitions the vertices of $G - v$ into two non-empty sets V_1 and V_2 , where (i) the edges incident to v that are also incident to a vertex of V_1 are consecutive in σ_v and (ii) for every block B of G , the vertices of B (ignoring v) are either all contained in V_1 or all contained in V_2 ; see Figure 12 for an example. We remark that the choice of V_1 and V_2 is in general not unique. Note that σ_v induces a nesting for all split components of v contained in V_1 (respectively V_2). We consider two such split components S_1 and S_2 as equivalent, if S_1 is nested within S_2 or vice versa. To obtain a graph G_1^U from G^U , contract each set of equivalent split components of v contained in V_2 into a single vertex adjacent to v . We let Y_2 denote the set containing these contracted vertices. These contractions may result in edges that appear in multiple graphs but are not shared. We keep these parallel edges by implicitly assuming that each of them contains a subdivision vertex. For each vertex $x \in Y_2$, replace the shared edge vx with an exclusive edge vx in G° . Finally, contract every remaining connected component of set V_2 into a single vertex. To obtain the graph G_2^U with contraction vertices Y_1 , symmetrically apply the same procedure for V_2 on G^U . Since v has fixed rotation and forms a wheel with its adjacent edges in G° , its rotation remains fixed in G_1^U and G_2^U , respectively, after the contractions; see Figure 12.

Given simultaneous embeddings of both G_1^U and G_2^U , let \mathcal{E}_1 and \mathcal{E}_2 be the corresponding embeddings of the shared subgraphs $G_1 := G[V_1 \cup \{v\}]$ and $G_2 := G[V_2 \cup \{v\}]$, respectively. The *compatibility embedding* of these two simultaneous embeddings is an embedding of the shared graph G obtained by merging the embeddings \mathcal{E}_1 and \mathcal{E}_2 at v such that v satisfies the rotation σ_v . We can show that the existence of a simultaneous embedding of G^U where the shared graph has the compatibility embedding is equivalent to the existence of any simultaneous embedding.

► **Lemma 12.** *Let G^U be a SEFE instance with a fixed rotation for all cutvertices of G and let v be a cutvertex of G . Then G^U admits a simultaneous embedding if and only if, for any block-preserving cut of v , (i) the corresponding graphs G_1^U and G_2^U admit simultaneous embeddings \mathcal{E}_1^U and \mathcal{E}_2^U , respectively, and (ii) G^U admits a simultaneous embedding where the shared graph has the compatibility embedding of \mathcal{E}_1^U and \mathcal{E}_2^U .*

Proof. We first show the reverse direction. If both conditions are satisfied, then the second condition immediately yields the desired simultaneous embedding of G^U . By the definition of the compatibility embedding, this embedding satisfies the fixed rotation of v .

Conversely, assume that we have a simultaneous drawing Γ^\cup of G^\cup . We first show that Property (i) holds. Since v has a fixed rotation σ_v and the nested split components we contract are consecutive with respect to σ_v , these contractions retain the planarity of the drawing. The same applies for the contractions of the other shared components. In the resulting drawing, we only have to replace shared edges with exclusive edges in G^\circledast to obtain a simultaneous drawing of G_1^\cup (respectively G_2^\cup).

For Property (ii), consider a simultaneous embedding \mathcal{E}^\cup of G^\cup and simultaneous embeddings \mathcal{E}_1^\cup and \mathcal{E}_2^\cup of G_1^\cup and G_2^\cup , respectively, obtained from some block-preserving cut of v (Property (i)). Let C_1 (respectively C_2) be the connected component of G_1 (G_2) containing v . Let the attachment vertices X denote the set of vertices of C_1 that are connected to a vertex of C_2 in G^\cup via a path that is vertex disjoint from C_1 except for its endpoints. Since the vertices of $C_2 - v$ are connected in $G^\cup - C_1$ (due to the wheel in G^\circledast), all vertices of X must be incident to a common face f of C_1 in \mathcal{E}^\cup . By Lemma 11, the order of X on this facial cycle is unique up to reversal. Since the same holds for the vertices of X on the face f_1 of C_1 containing the contraction vertices Y_2 in \mathcal{E}_1^\cup , and since v has a fixed rotation, we can assume that X has the same order on the facial cycles of f and f_1 in \mathcal{E}^\cup and \mathcal{E}_1^\cup , respectively. We can therefore replace the embedding $\mathcal{E}^\cup[C_1]$ in \mathcal{E}^\cup with its corresponding embedding $\mathcal{E}_1^\cup[C_1]$ from \mathcal{E}_1^\cup while retaining the planarity of \mathcal{E}^\cup . All other connected components of $G_1 - C_1$ can be fixed in \mathcal{E}^\cup with their embedding of \mathcal{E}_1^\cup using the same argumentation. Applying the same procedure for the subgraph G_2 using \mathcal{E}_2^\cup , we thus obtain a simultaneous embedding of G^\cup where the shared graph has the compatibility embedding. \blacktriangleleft

Using Lemma 12, we can solve our SEFE instance G^\cup with a fixed rotation for every cutvertex of G as follows. First, pick an arbitrary cutvertex v of G and an arbitrary block-preserving cut of v . As long as G contains a cutvertex, we always find such a cut where we can make progress towards biconnectivity. Decompose the instance into the instances G_1^\cup and G_2^\cup as described above and solve them recursively. Note that our decomposition ensures that G_1^\cup and G_2^\cup still have a fixed rotation for all cutvertices due to the wheels in graph G^\circledast . If G_1^\cup or G_2^\cup is a no-instance, we can report that G^\cup is a no-instance by Lemma 12. Otherwise, we obtain a pair of simultaneous drawings, and we test whether G^\cup admits a SEFE with the corresponding compatibility embedding as a fixed embedding of the shared graph using the algorithm by Bläsius and Rutter [7], which solves SEFE in quadratic time if every connected component of the shared graph has a fixed embedding. By Lemma 12, the result of this test determines whether G^\cup is a yes-instance of SEFE.

At the base case of the recursion, every connected component of the shared graph G is biconnected. To solve this restricted case in polynomial time, we can use the algorithm by Bläsius et al. [5]. Note that every shared block of the original instance appears in exactly one base case of the recursion, we thus have a linear number of instances that need to be solved, each of them has linear size. Together with the running time of $O((\Delta!)^{\text{cv}(G)})$ that was necessary to fix the rotation of all cutvertices in the shared graph, we finally obtain the following result.

► **Theorem 10.** *When k is part of the input, SEFE is FPT with respect to the number of cutvertices $\text{cv}(G)$ and the maximum degree Δ of G and can be solved in $O((\Delta!)^{\text{cv}(G)} \cdot n^{O(1)})$ time.*

5 Conclusion

Our FPT algorithms for the vertex cover number (Section 3.1) and the feedback edge set number (Section 3.2) of the union graph both additionally require the number of input

graphs k as a parameter, raising the question whether similar results can be obtained for unbounded k . In contrast, the reduction showing para-NP-hardness of SEFE with respect to the twin cover number of the union graph (Section 3.3) requires k to be unbounded. Is the problem FPT parameterized by the twin cover number plus k ?

For the shared graph, we have shown that all eight parameters we considered (and most of their combinations; see Figure 2) are intractable. This even includes the vertex cover number, one of the strongest graph parameters that upper bounds numerous other metrics like the feedback vertex set number, the treedepth, the pathwidth, and the treewidth. Most of the intractabilities regarding degree-related parameters follow from our hardness reduction for SEFE with maximum degree 4 in Theorem 8. However, Theorem 8 only holds if the number k of input graphs is unbounded, as the reduction inherently requires many input graphs. It is therefore an interesting question whether these parameters become tractable when one additionally considers k as a parameter.

References

- 1 Patrizio Angelini, Giordano Da Lozzo, and Daniel Neuwirth. Advancements on SEFE and partitioned book embedding problems. *Theor. Comput. Sci.*, 575:71–89, 2015. doi:10.1016/j.tcs.2014.11.016.
- 2 Sujoy Bhore, Robert Ganian, Fabrizio Montecchiani, and Martin Nöllenburg. Parameterized algorithms for book embedding problems. *J. Graph Algorithms Appl.*, 24(4):603–620, 2020. doi:10.7155/jgaa.00526.
- 3 Carla Binucci, Emilio Di Giacomo, William J. Lenhart, Giuseppe Liotta, Fabrizio Montecchiani, Martin Nöllenburg, and Antonios Symvonis. On the complexity of the storyplan problem. *J. Comput. Syst. Sci.*, 139:103466, 2024. URL: <https://doi.org/10.1016/j.jcss.2023.103466>, doi:10.1016/J.JCSS.2023.103466.
- 4 Thomas Bläsius, Simon D. Fink, and Ignaz Rutter. Synchronized planarity with applications to constrained planarity problems. In Petra Mutzel, Rasmus Pagh, and Grzegorz Herman, editors, *Proceedings of the 29th Annual European Symposium on Algorithms (ESA'21)*, volume 204 of *LIPIcs*, pages 19:1–19:14, Dagstuhl, 2021. Schloss Dagstuhl - Leibniz-Zentrum für Informatik. doi:10.4230/LIPIcs.ESA.2021.19.
- 5 Thomas Bläsius, Annette Karrer, and Ignaz Rutter. Simultaneous embedding: Edge orderings, relative positions, cutvertices. *Algorithmica*, 80(4):1214–1277, 2018. doi:10.1007/s00453-017-0301-9.
- 6 Thomas Bläsius, Stephen G. Kobourov, and Ignaz Rutter. Simultaneous embedding of planar graphs. In Roberto Tamassia, editor, *Handbook on Graph Drawing and Visualization*, pages 349–381. Chapman and Hall/CRC, New York, 2013.
- 7 Thomas Bläsius and Ignaz Rutter. Disconnectivity and relative positions in simultaneous embeddings. *Comput. Geom.*, 48(6):459–478, 2015. doi:10.1016/j.comgeo.2015.02.002.
- 8 Jianer Chen, Iyad A. Kanj, and Ge Xia. Improved upper bounds for vertex cover. *Theor. Comput. Sci.*, 411(40-42):3736–3756, 2010. doi:10.1016/j.tcs.2010.06.026.
- 9 Giuseppe Di Battista and Roberto Tamassia. On-line maintenance of triconnected components with SPQR-trees. *Algorithmica*, 15(4):302–318, 1996. doi:10.1007/BF01961541.
- 10 Cesim Erten and Stephen G. Kobourov. Simultaneous embedding of planar graphs with few bends. *J. Graph Algorithms Appl.*, 9(3):347–364, 2005. doi:10.7155/jgaa.00113.
- 11 Fedor V. Fomin, Daniel Lokshtanov, Saket Saurabh, and Meirav Zehavi. *Kernelization: Theory of Parameterized Preprocessing*. Cambridge University Press, Cambridge, 2019. doi:10.1017/9781107415157.
- 12 Radosław Fulek and Csaba D. Tóth. Atomic embeddability, clustered planarity, and thick-enability. In Shuchi Chawla, editor, *Proceedings of the 2020 ACM-SIAM Symposium on Discrete Algorithms, (SODA'20)*, pages 2876–2895, Philadelphia, PA, 2020. SIAM. doi:10.1137/1.9781611975994.175.

- 13 Elisabeth Gassner, Michael Jünger, Merijam Percan, Marcus Schaefer, and Michael Schulz. Simultaneous graph embeddings with fixed edges. In Fedor V. Fomin, editor, *Proceedings of the 32nd Workshop on Graph-Theoretic Concepts in Computer Science (WG'06)*, volume 4271 of *Lecture Notes in Computer Science*, pages 325–335, Berlin, Heidelberg, 2006. Springer. doi:10.1007/11917496_29.
- 14 Carsten Gutwenger and Petra Mutzel. A linear time implementation of spqr-trees. In Joe Marks, editor, *Graph Drawing, 8th International Symposium, GD 2000*, volume 1984 of *Lecture Notes in Computer Science*, pages 77–90, Berlin, Heidelberg, 2000. Springer. doi:10.1007/3-540-44541-2_8.
- 15 Michael Jünger and Michael Schulz. Intersection graphs in simultaneous embedding with fixed edges. *J. Graph Algorithms Appl.*, 13(2):205–218, 2009. doi:10.7155/jgaa.00184.
- 16 Jaroslav Opatrny. Total ordering problem. *SIAM J. Comput.*, 8(1):111–114, 1979. doi:10.1137/0208008.
- 17 Ignaz Rutter. Simultaneous embedding. In Seok-Hee Hong and Takeshi Tokuyama, editors, *Beyond Planar Graphs, Communications of NII Shonan Meetings*, pages 237–265. Springer, Singapore, 2020. doi:10.1007/978-981-15-6533-5_13.
- 18 Marcus Schaefer. Toward a theory of planarity: Hanani-tutte and planarity variants. *J. Graph Algorithms Appl.*, 17(4):367–440, 2013. doi:10.7155/jgaa.00298.