

# Robotic Planning under Hierarchical Temporal Logic Specifications

Xusheng Luo<sup>1</sup>, Shaojun Xu<sup>2,†</sup>, Ruixuan Liu<sup>1</sup> and Changliu Liu<sup>1</sup>

**Abstract**—Past research into robotic planning with temporal logic specifications, notably Linear Temporal Logic (LTL), was largely based on singular formulas for individual or groups of robots. But with increasing task complexity, LTL formulas unavoidably grow lengthy, complicating interpretation and specification generation, and straining the computational capacities of the planners. In order to maximize the potential of LTL specifications, we capitalized on the intrinsic structure of tasks and introduced a hierarchical structure to LTL specifications. In contrast to the "flat" structure, our hierarchical model has multiple levels of compositional specifications and offers benefits such as greater syntactic brevity, improved interpretability, and more efficient planning. To address tasks under this hierarchical temporal logic structure, we formulated a decomposition-based method. Each specification is first broken down into a range of temporally interrelated sub-tasks. We further mine the temporal relations among the sub-tasks of different specifications within the hierarchy. Subsequently, a Mixed Integer Linear Program is utilized to generate a spatio-temporal plan for each robot. Our hierarchical LTL specifications were experimentally applied to domains of robotic navigation and manipulation. Results from extensive simulation studies illustrated both the enhanced expressive potential of the hierarchical form and the efficacy of the proposed method.

## I. INTRODUCTION

Recently, advanced planning methods have emerged which can manage a more diverse range of tasks beyond the typical point-to-point navigation, encompassing temporal objectives as well. For a comprehensive review of formal specifications and synthesis techniques applicable to robotic systems, refer to [1]. In existing research on LTL planning, LTL tasks are presented in a "flat" form, meaning a single LTL formula dictates the behavior of an individual robot or a team of robots. These flat formulas tend to become cumbersome and difficult to interpret for complex tasks. It's been observed that in robotics, tasks often have a loose connection and can be broken down into smaller components. Studies suggest that humans prefer hierarchical task specification, which improves interpretability of planning and execution, making it easier to identify ongoing work and conveniently adjust unfeasible parts without affecting other components [2], [3]. Inspired by this, we propose an interpretable hierarchical form of LTL specifications, along with an efficient planner.

Consider the order picking problem (OPP) [4] in a supermarket, where mobile robots are tasked with collecting items

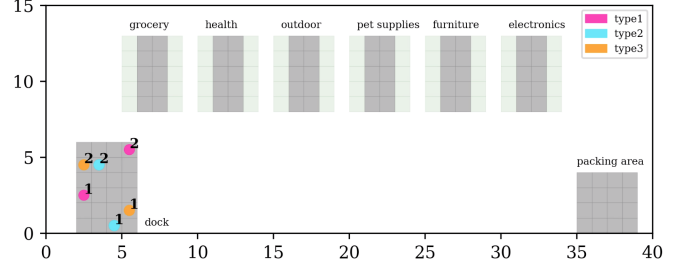


Fig. 1: Topological map of the supermarket. Various types of robots are represented in distinct colors, with each group of robots numbered individually.

from store shelves to fulfill an order; as shown Figure 1, consists of six sections: grocery, health, outdoor, pet supplies, furniture, and electronics. Robots start at the dock, collect items, and deliver them to the packing area. Consider an order that requires a robot to gather items from the furniture, grocery, and health sections *in any order, subsequently* transport them to the packing area, and *finally* return to the dock. The "flat" form of specification can be

$$\begin{aligned} \phi = & \Diamond \pi_{\text{furn}} \wedge \Diamond \pi_{\text{groc}} \wedge \Diamond \pi_{\text{heal}} \wedge \Diamond (\pi_{\text{pack}} \wedge \Diamond \pi_{\text{dock}}) \\ & \wedge \neg \pi_{\text{pack}} \mathcal{U} \pi_{\text{furn}} \wedge \neg \pi_{\text{pack}} \mathcal{U} \pi_{\text{groc}} \wedge \neg \pi_{\text{pack}} \mathcal{U} \pi_{\text{heal}}, \end{aligned}$$

where  $\pi_s$  represents the event of visiting section  $s$ . The symbols  $\Diamond a$  and  $\neg a \mathcal{U} b$  signify that event  $a$  will eventually take place and that event  $a$  should not happen until event  $b$  happens, respectively. Apparently, the formula is cumbersome and difficult to comprehend. We take advantage of the task's inherent hierarchical structure, meaning the robot must *first* collect items *in any order* and *then* deliver them. Thus, the hierarchical form would be

$$\begin{aligned} L_1 : \quad \phi &= \Diamond (\phi_1 \wedge \Diamond \phi_2) \\ L_2 : \quad \phi_1 &= \Diamond \pi_{\text{furn}} \wedge \Diamond \pi_{\text{groc}} \wedge \Diamond \pi_{\text{heal}} \\ \phi_2 &= \Diamond (\pi_{\text{pack}} \wedge \Diamond \pi_{\text{dock}}). \end{aligned}$$

In this paper, our contributions are outlined as follows:

- 1) A novel hierarchical form of LTL specifications has been introduced, which is more succinct and interpretable than the traditional flat structure;
- 2) A computationally efficient synthesis method for hierarchical LTL specifications has been developed;
- 3) The effectiveness of hierarchical LTL specifications in planning for navigation and manipulation tasks in diverse multi-robot systems has been demonstrated.

\*This work was supported by National Science Foundation under grant No. 2144489.

<sup>1</sup>Xusheng Luo, Ruixuan Liu and Changliu Liu are with Robotics Institute, Carnegie Mellon University, Pittsburgh, PA 15213, USA (e-mail: {xushengl, ruixuanl, cliu6}@andrew.cmu.edu)

<sup>2</sup>Shaojun Xu with College of Control Science and Engineering, Zhejiang University, Hangzhou, 310058, China (e-mail: sjxu@zju.edu.cn).

<sup>†</sup>Work done during internship at Carnegie Mellon University.

## II. RELATED WORK

### A. Temporal Logic Planning

The field of temporal logic planning has seen rapid expansion in recent years. Much of the research has centered on multi-agent systems, where LTL tasks are either assigned *locally* to individual robots within a team [5]–[8] or a *global* LTL specification is used to capture the collective behavior of all robots. In the latter approach, tasks can either be explicitly assigned to each robot, as in [9]–[15], or task allocation is considered without specific assignments, as in [16]–[24]. However, as far as our understanding goes, all LTL formulas, regardless of whether they are assigned locally or globally, are in the flat structure.

As temporal logic formulas are used to tackle complex tasks involving multiple robots and intricate workspaces, they inevitably become lengthy and complicated. Some attempts have been made to simplify this, such as merging multiple atomic propositions into one using logical operators [13], [15], or combining multiple sub-formulas into one formula using logical operators [10], [11], [20]. Despite these efforts, we still categorize these as the flat form. Notably, temporal operators, the primary feature distinguishing LTL from propositional logic, only appear on one side, either for the integration of merged propositions or inside the sub-formulas. Previous work [17], [20]–[24] has defined propositions involving more than one robot to encapsulate collaborative tasks. In our study, we introduce composite propositions that encompass more than one sub-formula and can be combined using temporal operators.

### B. Hierarchical Task Models

Hierarchical reasoning enhances human understanding of the world [2], [3]. In classical AI planning, researchers have crafted various task models reflecting hierarchical structures by employing procedural domain control knowledge [25]. These models have proven to be superior to flat models in terms of interpretability and efficiency, largely due to the significant reduction in the search space for a plan. Hierarchical Task Network (HTN) [26], a commonly used task model in classical AI, exemplifies this. It presents a hierarchy of tasks, each of which can be executed if it's primitive, or broken down into finer sub-tasks if it's complex. The planning process begins with decomposing the initial task network and continues until all compound tasks are decomposed, leading to a solution. The resulting plan comprises a set of primitive tasks applicable to the initial world state. Owing to its expressive capacity, HTN has been implemented in the robotic planning [27].

Research combining hierarchical task models with LTL includes studies that use LTL to express temporally extended preferences over tasks and sub-tasks in HTN [28], as well as research into the expressive power of HTN in combination with LTL [29]. However, despite the widespread use of hierarchical task models in classical AI planning, it's intriguing to note the lack of specification hierarchy in temporal logic robotic planning. Our work differs from these studies as

we follow an inverse direction; instead of integrating LTL into HTN to express preferences or constraints of tasks, we incorporate HTN into LTL, allowing for hierarchical structures within multiple LTL formulas.

## III. PROBLEM FORMULATION

### A. Linear Temporal Logic

Linear Temporal Logic (LTL) is composed of basic statements, referred to as atomic propositions  $\mathcal{AP}$ , along with boolean operators such as conjunction ( $\wedge$ ) and negation ( $\neg$ ), as well as temporal operators like next ( $\bigcirc$ ) and until ( $\mathcal{U}$ ) [30]. LTL formulas, constructed using these elements over the set of atomic propositions  $\mathcal{AP}$ , follow the syntax outlined below:

$$\phi := \top \mid \pi \mid \phi_1 \wedge \phi_2 \mid \neg\phi \mid \bigcirc\phi \mid \phi_1 \mathcal{U} \phi_2, \quad (1)$$

where  $\top$  stands for an unconditionally true statement, and  $\pi$  refers to a boolean valued atomic proposition. Other temporal operators can be derived from  $\mathcal{U}$ , such as  $\Diamond\phi$  that implies  $\phi$  will ultimately be true at a future time, and  $\Box\phi$  that denotes  $\phi$  will perpetually be true from the current point onwards.

An infinite word  $w$  over the alphabet  $2^{\mathcal{AP}}$ , where  $\mathcal{AP}$  is the set of atomic propositions, can be denoted as  $w = \sigma_0\sigma_1\ldots \in (2^{\mathcal{AP}})^\omega$ , with  $\omega$  signifying infinite repetition, and  $\sigma_k \in 2^{\mathcal{AP}}$  for  $\forall k \in \mathbb{N}$ . The language  $\text{Words}(\phi)$  is the collection of words that meet the formula  $\phi$ . This means,  $w$  belongs to  $\text{Words}(\phi)$  if and only if  $w \models \phi$ . The satisfaction relation, represented by  $\models$ , pairs elements from  $(2^{\mathcal{AP}})^\omega \times \phi$ .

In this research, our emphasis is on a certain subset of LTL known as syntactically co-safe formulas, or sc-LTL for short [31]. As indicated by [31], it has been established that any LTL formula encompassing only the temporal operators  $\Diamond$  and  $\mathcal{U}$  and written in positive normal form (where negation is exclusively before atomic propositions) is classified under syntactically co-safe formulas. This category does not include the  $\Box$  operator. Sc-LTL formulas can be satisfied by finite sequences followed by any infinite repetitions. This characteristic makes sc-LTL apt for modeling and reasoning about systems with finite durations, such as those found in the robotics field. An LTL formula  $\phi$  can be translated into a Nondeterministic Büchi Automaton (NBA) [32]:

*Definition 3.1: (NBA)* A Nondeterministic Büchi Automaton  $B$  is a tuple  $B = (\mathcal{Q}, \mathcal{Q}_0, \Sigma, \rightarrow_B, \mathcal{Q}_F)$ , where  $\mathcal{Q}$  is the set of states;  $\mathcal{Q}_0 \subseteq \mathcal{Q}$  is a set of initial states;  $\Sigma = 2^{\mathcal{AP}}$  is an alphabet;  $\rightarrow_B \subseteq \mathcal{Q} \times \Sigma \times \mathcal{Q}$  is the transition relation; and  $\mathcal{Q}_F \subseteq \mathcal{Q}$  is a set of accepting states.

### B. Problem Formulation

*Problem 1:* Considering a domain of robotic navigation or manipulation, given a group of robots and a natural language description of temporal logic task, generate an optimal plan that fulfills the task.

*Remark 3.2:* In this work, we carry out a manual conversion of the temporal logic task into the proposed hierarchical LTL specifications. Automating this translation process will be explored in future research.

*Example 1: (Order Picking Problem)* We consider three types of robots, each possessing different capabilities, and there are two robots of each type; refer to Figure 1. The specification for one instance of an OPP is as follows:

- 1) *Initially*, a robot of type 1 proceeds to the furniture section and awaits *until* the arrival of a type 3 robot to assist with the movement of a large piece of furniture; *following* this, it gathers items from the outdoor and pet sections *in no particular sequence*.
- 2) A type 2 robot should *initiate* its task by gathering items from the health section, and *only afterwards* does it move to the grocery section, ensuring it doesn't visit the grocery section *before* visiting the health section.
- 3) A type 3 robot moves to the furniture section to assist the type 1 robot.
- 4) *After* the items are delivered to the packing area, all robots *eventually* return to the dock.  $\square$

#### IV. HIERARCHICAL LTL SPECIFICATIONS

We introduce a hierarchical variant of LTL that enables the specification of more intricate tasks than the flat structure, which is rooted in the concept of the *composite proposition*.

*Definition 4.1: (Composite proposition)* A composite proposition is an LTL formula, excluding the atomic proposition, that conforms to the grammar rules in (1).

The truth of a composite proposition is determined by the amalgamation of underlying atomic propositions. Syntactically, composite propositions enhance atomic propositions by integrating both temporal and logic operators. Specifications such as  $\bigcirc\phi$ ,  $\phi_1 \mathcal{U} \phi_2$ , and  $\Diamond\phi$  serve as instances of composite propositions. Before we define hierarchical LTL formally, we utilize the following example to help explain the concept.

*Example 1: continued (Hierarchical OPP)* The hierarchical OPP specification is structured as follows:

$$\begin{aligned}
 \text{Task 1} \quad L_1 : & \phi_1^1 = \Diamond\phi_1^2 \wedge \Diamond\phi_2^2 \\
 L_2 : & \phi_1^2 = \Diamond(\phi_1^3 \wedge \Diamond\phi_2^3 \wedge \Diamond(\phi_3^3 \wedge \Diamond\phi_4^3)) \\
 & \phi_2^2 = \Diamond(\phi_5^3 \wedge \Diamond\phi_6^3) \\
 L_3 : & \phi_1^3 = \Diamond(\pi_{\text{furn}}^{1,1} \wedge \bigcirc(\pi_{\text{furn}}^{1,1} \mathcal{U} \pi_{\text{furn}}^{3,3})) \\
 & \phi_2^3 = \Diamond(\pi_{\text{pack}}^{3,3} \wedge \Diamond\pi_{\text{dock}}^{3,3}) \\
 & \phi_3^3 = \Diamond\pi_{\text{outd}}^{1,1} \wedge \Diamond\pi_{\text{pet}}^{1,1} \\
 & \phi_4^3 = \Diamond(\pi_{\text{pack}}^{1,1} \wedge \Diamond\pi_{\text{dock}}^{1,1}) \\
 & \phi_5^3 = \Diamond\pi_{\text{heal}}^{2,2} \wedge \Diamond\pi_{\text{groc}}^{2,2} \wedge \neg\pi_{\text{groc}}^{2,2} \mathcal{U} \pi_{\text{heal}}^{2,2} \\
 & \phi_6^3 = \Diamond(\pi_{\text{pack}}^{2,2} \wedge \Diamond\pi_{\text{dock}}^{2,2})
 \end{aligned} \tag{2}$$

The symbols  $\pi_s^t$  stand for atomic propositions signifying that a robot of type  $t$  is required to collect items from section  $s$ . If two atomic propositions have the same second superscript, they need to be executed by the same robot. For instance,  $\pi_{\text{furn}}^{1,1}$ ,  $\pi_{\text{outd}}^{1,1}$  and  $\pi_{\text{pet}}^{1,1}$  should be completed by the same robot of type 1, as should  $\pi_{\text{heal}}^{2,2}$ ,  $\pi_{\text{groc}}^{2,2}$ . Levels are represented by  $L_1 \sim L_3$  and specifications at various levels are denoted by  $\phi_i^k$ . Looking at  $\phi_2^2$ ,  $\phi_5^3$  indicates that a single type 2 robot should initially visit the health section, then proceed to the

grocery section;  $\phi_6^3$  dictates that the same robot should carry items to the packing area and eventually return to the dock.  $\phi_2^2$  arranges the order of these events. A flat LTL specification of this OPP task can be seen in (8) in Appendix . Note that the flat and hierarchical versions of this task are not strictly equivalent in terms of the set of accepted words, given the challenge in task specification in the flat form.  $\square$

The hierarchical LTL specifications are divided into several *levels*, denoted by  $K$ , each of which can include multiple specifications. From the top level down, we denote the  $i$ -th specification at level  $k \in \{1, \dots, K\}$  as  $\phi_i^k$ . Except for the specifications on the top level, for any specification  $\phi_i^k$  at level  $k > 1$ , there is a *unique* composite proposition that is solely present in one specification  $\phi_j^{k-1}$ , such that the satisfaction of  $\phi_i^k$  implies the satisfaction of the corresponding composite proposition in  $\phi_j^{k-1}$ . We also slightly bend the notation to use  $\phi_i^k$  to denote this composite proposition at the upper level  $k - 1$ . In this manner,  $\phi_i^k$  represents not only the  $i$ -th specification at level  $k$ , but also the corresponding composite proposition at level  $k - 1$ . In this work, when  $\phi_i^k$  appears in a certain formula, we consider it as a composite proposition. On the other hand, when it appears as a standalone formula, we refer to it as a specification.

Given a level  $k$  that isn't the bottommost one, we denote a composite proposition as  $\phi_i^k = \Gamma_{j \in \mathcal{I}_\downarrow}(\phi_j^{k+1})$ , where  $\mathcal{I}_\downarrow$  is the collection of specifications at the lower level  $k + 1$  that serve to break down proposition  $\phi_i^k$ , and  $\Gamma$  denotes the operation that assembles specifications from lower levels in a specific manner to create the composite proposition. Similarly, let  $\mathcal{I}^\uparrow(\phi_i^k)$  denote the set of specifications at the upper levels  $k - 1$  where it appears as a composite proposition.

*Example 1: continued (Hierarchical OPP)*  $\mathcal{I}^\downarrow(\phi_1^1) = \{\phi_1^2, \phi_2^2\}$ ;  $\mathcal{I}^\downarrow(\phi_1^2) = \{\phi_1^3, \phi_3^3, \phi_3^3, \phi_4^3\}$ ;  $\mathcal{I}^\uparrow(\phi_1^2) = \{\phi_1^1\}$ ;  $\mathcal{I}^\uparrow(\phi_2^2) = \{\phi_1^1\}$ ;  $\mathcal{I}^\uparrow(\phi_3^1) = \{\phi_2^1\}$ ;  $\mathcal{I}^\uparrow(\phi_3^2) = \{\phi_2^1\}$ .

*Definition 4.2: (Hierarchical LTL)* A hierarchical linear temporal logic specification, denoted by  $\{\phi_i^k\}_{k=1}^K$ , includes  $K$  levels such that each composite proposition at level  $k \in \{1, \dots, K-1\}$  is constructed from specifications at the lower level  $k + 1$ , i.e.,  $\phi_i^k = \Gamma_{j \in \mathcal{I}_\downarrow}(\phi_j^{k+1})$ .

This hierarchical structure for task representation encapsulates different degrees of abstraction. We observe that hierarchical LTL has a representational edge over its flat counterpart, which is detailed in the simulation Section VI. We underline that the direction distinguishing local from global forms is complementary to the direction distinguishing flat from hierarchical forms. This implies that the hierarchical form can be integrated with both local and global forms. In this work, we employ the global form of hierarchical LTL.

The requirements on valid hierarchical LTL specifications are listed as follows:

- 1) All propositions at the lowest level must be atomic propositions, though atomic propositions can also be present at non-bottom levels;
- 2) Every specification at level  $k$  (excluding the highest one), should appear as composite propositions in one and only one specification at the upper level  $k - 1$ ;

- 3) A composite proposition cannot be linked with another composite/atomic propositions by the logical operator  $\wedge$  in any specification;
- 4) Any feasible plan that fulfills a certain specification should not invalidate other specifications.

Condition 2) implies that  $\mathcal{I}^\uparrow(\phi_i^k)$  yields a singleton set. Condition 3) allows for the simultaneous fulfillment of atomic propositions only. This is because the truth value of a composite proposition depends on multiple atomic propositions and the time at which they become true. In the context of robotics, it isn't logical to assert that a composite proposition becomes true concurrently with another composite or atomic proposition. As for condition 4), "does not invalidate other specifications" implies that it's possible to supplement any viable plan of a particular specification with an additional plan to meet other specifications. For instance, the third level specification  $\phi_3^3$  in (2), regardless of the order in which the outdoor or pet section is visited, doesn't affect the truth value of other specifications. That is, higher level specifications are concerned primarily with whether a certain composite proposition is fulfilled, rather than how it is fulfilled.

## V. DECOMPOSITION-BASED PLANNING

Our approach builds upon prior work [23], which decomposes the NBA of a given LTL specification into sub-tasks (which will be defined in Definition 5.1) and infers their temporal relationships. In this section, we first establish the temporal connections among sub-tasks for each specification, then deduce the temporal relations between sub-tasks across different specifications. Following this, we implement a Mixed Integer Linear Programming (MILP) model to distribute the sub-tasks among the robots, which are carried out the tasks using domain-specific low-level planners.

We start by presenting the necessary definitions and notations related to NBA, as detailed in [23]. It's worth noting that the NBA, as defined in Definition 3.1, can be perceived as a graph. For the sake of simplicity, we'll refer to the NBA as the graph  $\mathcal{A}_\phi$  in the remainder of this paper. When discussing  $\mathcal{A}_\phi$ 's edges, we don't consider self-loops as they can be represented by vertices themselves. The propositional formula  $\gamma$  associated with a transition  $v_1 \xrightarrow{\gamma} v_2$  in the NBA  $\mathcal{A}_\phi$  is called a *vertex label* if  $v_1 = v_2$ , and an *edge label* if not. We denote the mappings of a vertex and an edge to their respective labels using the functions  $\gamma : \mathcal{V} \rightarrow \Sigma$  and  $\gamma : \mathcal{V} \times \mathcal{V} \rightarrow \Sigma$ , respectively. We then define an edge-induced *sub-task* as a series of actions that robots must perform to trigger a transition in the NBA. To greatly decrease the number of edge-induced sub-tasks in the NBA, we remove any edge where the label requires that more than one proposition be true simultaneously, if such a condition is not required by the corresponding specification.

**Definition 5.1: (Edge-induced sub-task [23])** In the NBA  $\mathcal{A}_\phi$ , given an edge  $(v_1, v_2)$ , an edge-induced sub-task is characterized by the edge label  $\gamma(v_1, v_2)$  and the label of the starting vertex  $\gamma(v_1)$ .

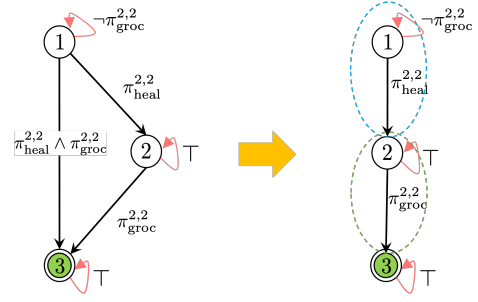


Fig. 2: The left side represents the NBA of specification  $\phi_5^3$  at the third level of the OPP task as referenced in equation (2), whereas the right side is the outcome from work [23]. It extracted two sub-tasks  $(v_1, v_2)$  and  $(v_2, v_3)$ , highlighted by right-side ellipses. The sub-task  $(v_1, v_2)$  implies that a robot of type 2 is required to visit the health section (as indicated by the edge label), and until that point, it should avoid entering the grocery section (as depicted by the vertex label). These two sub-tasks follow each other in sequence.

**Definition 5.2: (Atomic and composite sub-task)** In the NBA  $\mathcal{A}_\phi$ , a sub-task  $(v_1, v_2)$  is classified as an atomic sub-task if the edge label  $\gamma(v_1, v_2)$  consists solely of atomic propositions. Otherwise, it's a composite sub-task.

**Example 1: continued (Sub-tasks)** The corresponding NBA of specification  $\phi_5^3$  and edge-induced sub-tasks are shown in Figure 2.

### A. Generate Temporal Relations Across Specifications

The work [23] takes a given LTL specification, extracts edge-induced sub-tasks from its NBA, and determines the temporal relationships between these sub-tasks; see Figure 2 for the specification  $\phi_5^3$ . As various LTL specifications are arranged in a hierarchical manner, we process each LTL specification separately. Afterward, we deduce the temporal relationships between sub-tasks derived from different LTL specifications. The ultimate aim is to establish a task network represented by a Directed Acyclic Graph (DAG). In this graph, every node signifies an atomic sub-task, and an edge is present between a pair of atomic sub-tasks if there are existing precedence relationships between them. The task network of task 1 is shown in Figure 3.

Let  $\phi^k$  represent the set of specifications at the  $k$ -th level, and let  $|\phi^k|$  signify its cardinality. In what follows, we will denote the edge-induced sub-task as  $e = (v_1, v_2)$ , and use  $[\phi]$ ,  $[\phi]_a$ , and  $[\phi]_c$  to represent the sets of sub-tasks, atomic sub-tasks, and composite sub-tasks for the given specification  $\phi$ , respectively. For any two distinct sub-tasks  $e, e' \in [\phi_i^k]$ , we define  $e \bowtie e'$ , where  $\bowtie \in \{<, >, \parallel\}$ , to indicate that sub-task  $e$  needs to be completed before ( $<$ ), after ( $>$ ), or independent ( $\parallel$ ) of  $e'$ . We denote the set of composite propositions in the hierarchical LTL by  $\Phi$ , and a general composite proposition by  $\phi \in \Phi$ . The subsequent assumption restricts the relationships between sub-tasks of two composite propositions.

**Assumption 5.3: (Temporal relation inheritance)** Sub-

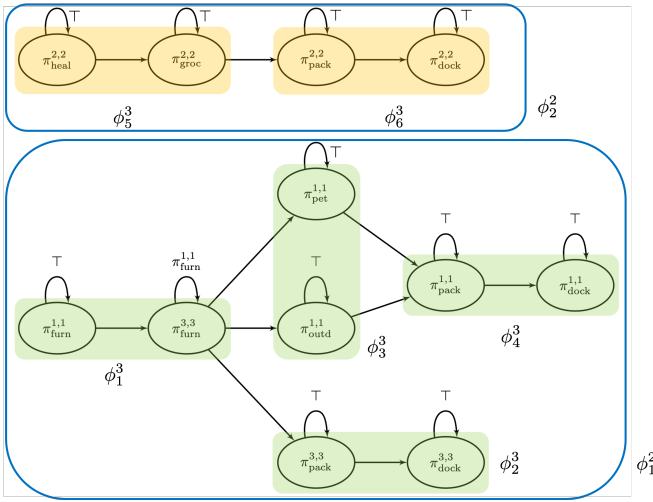


Fig. 3: Task network of task 1; see Equation (2). The symbols within each node correspond to its outgoing edge label. Nodes that belong to the same specification are grouped together within a shaded box.

tasks inherit the temporal relations of their respective composite propositions. That is, for any pair of composite propositions  $\phi_i^k, \phi_{i'}^{k'}$ , if  $\phi_i^k \bowtie \phi_{i'}^{k'}$ , then this relationship holds for all sub-tasks, i.e.,  $e \bowtie e', \forall e \in \llbracket \phi_i^k \rrbracket_a, \forall e' \in \llbracket \phi_{i'}^{k'} \rrbracket_a$ .

The algorithm for constructing the DAG  $\mathcal{G} = (\mathcal{V}, \mathcal{E})$  from hierarchical LTL specifications is outlined in Algorithm 1. The first step involves iterating over each specification and adding an edge to the graph if a precedence relation exists between its two atomic sub-tasks, as seen in lines 1-5, which is achieved using the method in Section IV.C in [23].

For a composite proposition  $\phi_i^k$ , its *predecessor* is the composite proposition that encapsulates it at a higher level, which can be identified through operation  $\mathcal{I}^\uparrow(\phi_i^k)$ . According to condition 2), its predecessor is unique. Its sequence of predecessors, represented by  $\mathcal{S}(\phi_i^k)$ , can be determined by backtracking up to the first level. Note that a composite proposition can be its own predecessor. When provided with two sequences  $\mathcal{S}(\phi_i^k)$  and  $\mathcal{S}(\phi_{i'}^{k'})$ , we refer to a proposition that appears in both sequences and is the closest to them in terms of levels as the *minimal common predecessor*, denoted by  $\phi_{\min}$ . The temporal relations between  $\phi_i^k$  and  $\phi_{i'}^{k'}$  can be determined within their minimal common predecessor. This is dependent on whether one composite proposition is the predecessor of the other:

(a) If this is the case, one of them is considered the minimal common predecessor. Assume that  $\phi_i^k$  is the predecessor of  $\phi_{i'}^{k'}$ . It's possible that  $\phi_{i'}^{k'}$  could not be found in  $\phi_i^k$  due to the presence of multiple levels between them. We first locate the composite proposition  $\phi$  in  $\phi_i^k$  that serves as the predecessor of  $\phi_{i'}^{k'}$ . Then, we identify the sub-task  $e_\phi$  in  $\phi_i^k$  whose edge label includes  $\phi$  without a preceding  $\neg$ , that is, the sub-task that requires the satisfaction of  $\phi$ , which in turn requires the satisfaction of  $\phi_{i'}^{k'}$ . According to Assumption 5.3, for each atomic sub-task in  $\llbracket \phi_i^k \rrbracket_a$ , its temporal relationship with the atomic sub-tasks in  $\llbracket \phi_{i'}^{k'} \rrbracket_a$

---

**Algorithm 1:** Construct DAG  $\mathcal{G} = (\mathcal{V}, \mathcal{E})$ 


---

**Input:** Hierarchical LTL specifications  $\{\phi_i^k\}_{k=1}^K$

**Output:** DAG  $\mathcal{G}$  of atomic sub-tasks

```

;           ▷ Two sub-tasks of same spec
1 for  $k \in \{K, \dots, 1\}$  do
2   for  $i \in \{1, \dots, |\phi_i^k|\}$  do
3     for  $e, e' \in \llbracket \phi_i^k \rrbracket_a$  do
4       if  $e \prec e'$  then  $\mathcal{E} = \mathcal{E} \cup (e, e')$ ;
5       if  $e \succ e'$  then  $\mathcal{E} = \mathcal{E} \cup (e', e)$ ;
;           ▷ Two composite propositions
6 for  $\phi_i^k, \phi_{i'}^{k'} \in \Phi$  do
7   if one is the predecessor of the other then
;           ▷ If  $\phi_i^k$  is predecessor of  $\phi_{i'}^{k'}$ 
8     Find sub-task  $e_\phi$  in  $\phi_i^k$ ;
9     for  $e \in \llbracket \phi_i^k \rrbracket_a$  do
10      for  $e' \in \llbracket \phi_{i'}^{k'} \rrbracket_a$  do
11        if  $e \prec e_\phi$  then  $\mathcal{E} = \mathcal{E} \cup (e, e')$ ;
12        if  $e \succ e_\phi$  then  $\mathcal{E} = \mathcal{E} \cup (e', e)$ ;
13   else
14     Find sub-tasks  $e_\phi$  and  $e_{\phi'}$  in  $\phi_{\min}$ ;
15     for  $e \in \llbracket \phi_i^k \rrbracket_a$  do
16       for  $e' \in \llbracket \phi_{i'}^{k'} \rrbracket_a$  do
17         if  $e_\phi \prec e_{\phi'}$  then  $\mathcal{E} = \mathcal{E} \cup (e, e')$ ;
18         if  $e_\phi \succ e_{\phi'}$  then  $\mathcal{E} = \mathcal{E} \cup (e', e)$ ;

```

---

matches its relationship with the composite sub-task  $e_\phi$ , as demonstrated in lines 7-12.

(b) If not, similar to case (a), we identify the composite propositions  $\phi$  and  $\phi'$  in  $\phi_{\min}$  that are predecessors of  $\phi_i^k$  and  $\phi_{i'}^{k'}$ , respectively. Next, we locate the sub-tasks  $e_\phi$  and  $e_{\phi'}$  in  $\phi_{\min}$  whose edge labels incorporate  $\phi$  and  $\phi'$ , respectively, without a preceding  $\neg$ . The temporal relationship between  $\phi_i^k$  and  $\phi_{i'}^{k'}$  is the same as the relationship between the corresponding sub-tasks  $e_\phi$  and  $e_{\phi'}$  within  $\phi_{\min}$ . Based on Assumption 5.3, the temporal relations between atomic sub-tasks found in  $\llbracket \phi_i^k \rrbracket_a$  and  $\llbracket \phi_{i'}^{k'} \rrbracket_a$  follow the identical relation, as seen in lines 14-18.

*Example 1: continued* (Temporal relations) In terms of the specifications  $\phi_1^3$  and  $\phi_2^2$ , sequences of predecessors are  $\mathcal{S}(\phi_1^3) = \{\phi_1^3, \phi_1^2, \phi_1^1\}$ ,  $\mathcal{S}(\phi_2^2) = \{\phi_2^2, \phi_1^2, \phi_1^1\}$ , minimal common predecessor is  $\phi_{\min} = \phi_1^2$ , predecessors in  $\phi_{\min}$  are  $\phi_1^3$  and  $\phi_2^2$  themselves. Given that  $\phi_1^3 \prec \phi_2^2$  in  $\phi_1^2$ , the temporal relationships between atomic sub-tasks from the two given specifications become  $\pi_{\text{furn}}^{1,1} \prec \pi_{\text{pack}}^{3,3}, \pi_{\text{furn}}^{1,1} \prec \pi_{\text{dock}}^{3,3}, \pi_{\text{furn}}^{3,3} \prec \pi_{\text{pack}}^{3,3}, \pi_{\text{furn}}^{3,3} \prec \pi_{\text{dock}}^{3,3}$ . Note that these sub-tasks are denoted by their respective edge labels.

### B. Formulate MILP to Allocate Tasks

Given the task network  $\mathcal{G}$ , we adjust the MILP formulation from [23], to handle multiple specifications. For a more detailed explanation, we direct readers to Appendix A in [23]. All amendments are made to incorporate specification-level variables, which imposes specification-level constraints.

For a specification  $\phi$ , let's consider the propositional formula  $\gamma$  associated with a transition  $v_1 \xrightarrow{\gamma} v_2$  in the NBA

$\mathcal{A}_\phi$ . This formula is in *disjunctive normal form* (DNF), i.e.,  $\gamma = \bigvee_{p \in \mathcal{P}} \bigwedge_{q \in \mathcal{Q}_p} (\neg) \pi$ , where the negation operator only precedes the atomic propositions and  $\mathcal{P}$  and  $\mathcal{Q}_p$  are suitable index sets. It's important to note that every propositional formula has an equivalent DNF form as per [30]. We define  $\mathcal{C}_p^\gamma = \bigwedge_{q \in \mathcal{Q}_p} (\neg) \pi$  as the  $p$ -th *clause* of  $\gamma$ .

In [23], for a specification  $\phi$ , there is an equality constraint for each propositional formula  $\gamma$ , which encodes that one and only one clause should be true to satisfy  $\gamma$ . This may not hold true for hierarchical cases. Take, for instance, a propositional formula where two composite propositions are linked by the logical operator "OR", i.e.,  $\gamma = \phi_i^k \vee \phi_j^k$ .  $\gamma$  will be deemed true as long as one of the composite propositions is fulfilled, indicating that it is not mandatory to satisfy all propositional formulas included in the other composite proposition. To account for these constraints, we introduce a binary variable  $b_{\phi_i^k}$  to signify the truth of specification  $\phi_i^k$ . For each propositional formula  $\gamma$  in  $\phi_i^k$ , let the set  $\Phi_\gamma$  gather all composite propositions in  $\gamma$  that are interconnected by  $\vee$ . The constraint that one and only one composite proposition in  $\Phi_\gamma$  is true can be encoded by:

$$\sum_{\phi_i^k \in \Phi_\gamma} b_{\phi_i^k} = 1. \quad (3)$$

By default,  $b_{\phi_i^k}$  is set to 1 if  $\phi_i^k$  does not co-occur with other composite propositions linked by  $\vee$  operators. For a propositional formula  $\gamma$  of specification  $\phi_i^k$ , we define a binary variable  $b_p$  to signify the truth of the  $p$ -th clause. Consequently, the constraint that  $\gamma$  should only be true if  $\phi_i^k$  is true can be represented by:

$$\sum_{p \in \mathcal{P}} b_p = b_{\phi_i^k}, \quad (4)$$

which modifies the equality constraint (9) in [23], which is expressed as  $\sum_{p \in \mathcal{P}} b_p = 1$ .

Another similar adjustment applies to the inequality constraint associated with each propositional formula in  $\phi_i^k$ , which doesn't need to be activated if the related specification  $\phi_i^k$  is false. To represent this, the key idea is that inequality constraints are trivially satisfied if the specification  $\phi_i^k$  should not be activated. Specifically, each inequality constraint in [23] takes the form of a general linear inequality  $g(x) \leq 0$ , where  $x$  are the decision variables of MILP. The following ensures that it is satisfied trivially if  $\phi_i^k$  is not enabled:

$$g(x) \leq M(1 - b_{\phi_i^k}), \quad (5)$$

where  $M$  is sufficiently large integer. The inequality is activated only when  $b_{\phi_i^k} = 1$ . We implement such modifications to constraints (15), (17), (18), (19b) and (23) in [23].

*Remark 5.4:* After the assignment of tasks, each one will be carried out with domain-specific controllers. For the navigation task, the Generalized Multi-Robot Path Planner in [23] creates the robot paths, which are then examined to check whether they meet the LTL specifications. If the satisfaction check is unsuccessful, no solution is provided. In this case, the proposed method is sound. Note that [23]

is complete for a broad range of LTL specifications. By building upon it, our approach becomes feasible for typical robotic tasks, which is validated in the experiments below.

## VI. NUMERICAL EXPERIMENTS

In this section, we apply the proposed method to the realms of navigation and manipulation, employing Python 3.10.12 on a computer with 3.5 GHz Apple M2 Pro and 16G RAM. The Big-M based MILP is resolved using the Gurobi solver [33], where the big-M constant is set to  $10^5$ . A video of synthesized plans for all tasks are accessible via <https://youtu.be/YbmYmq1Rmhl>.

### A. Navigation Task

We continue using the supermarket environment. A robot is considered to have visited a section if it approaches the aisle adjacent to any side of a shelf. Two additional tasks are also examined. Requirements for task 2 are as follows:

- 1) A type 1 robot should *initiate* its task by gathering items from the furniture and outdoor sections *in any order*;
- 2) *Following* that it gathers items from the health and grocery sections *in any order*;
- 3) *Subsequently* it gathers items from the electronics and pet sections again *without any specific sequence*
- 4) *Once* delivering all the items to the packing area, *finally* it returns to the dock

Requirements for task 3 are as follows:

- 1) A type 1 robot gathers items from the health, grocery, electronics and pet sections *in any order*
- 2) *Either* a type 2 robot *or* a type 3 robot gathers items from the outdoor section
- 3) *After* the items are delivered to the packing area, all robots *eventually* return to the dock.

<b>Task 2</b>	$ \begin{aligned} L_1 : \quad & \phi_1^1 = \Diamond(\phi_1^2 \wedge \Diamond(\phi_2^2 \wedge \Diamond(\phi_3^2 \wedge \Diamond\phi_4^2))) \\ L_2 : \quad & \phi_1^2 = \Diamond\pi_{\text{furn}}^{1,1} \wedge \Diamond\pi_{\text{outd}}^{1,1} \\ & \phi_2^2 = \Diamond\pi_{\text{heal}}^{1,1} \wedge \Diamond\pi_{\text{groc}}^{1,1} \\ & \phi_3^2 = \Diamond\pi_{\text{elec}}^{1,1} \wedge \Diamond\pi_{\text{pet}}^{1,1} \\ & \phi_4^2 = \Diamond(\pi_{\text{pack}}^{1,1} \wedge \Diamond\pi_{\text{dock}}^{1,1}) \end{aligned} \quad (6) $
---------------	--

<b>Task 3</b>	$ \begin{aligned} L_1 : \quad & \phi_1^1 = \Diamond(\phi_1^2 \wedge \Diamond\phi_2^2) \wedge (\Diamond\phi_3^2 \vee \Diamond\phi_4^2) \\ L_2 : \quad & \phi_1^2 = \Diamond\pi_{\text{heal}}^{1,1} \wedge \Diamond\pi_{\text{groc}}^{1,1} \wedge \Diamond\pi_{\text{elec}}^{1,1} \wedge \Diamond\pi_{\text{pet}}^{1,1} \\ & \phi_2^2 = \Diamond(\pi_{\text{pack}}^{1,1} \wedge \Diamond\pi_{\text{dock}}^{1,1}) \\ & \phi_3^2 = \Diamond(\pi_{\text{outd}}^{2,2} \wedge \Diamond(\pi_{\text{pack}}^{2,2} \wedge \Diamond\pi_{\text{dock}}^{2,2})) \\ & \phi_4^2 = \Diamond(\pi_{\text{outd}}^{3,3} \wedge \Diamond(\pi_{\text{pack}}^{3,3} \wedge \Diamond\pi_{\text{dock}}^{3,3})) \end{aligned} \quad (7) $
---------------	--

Hierarchical LTL specifications are shown in (6) and (7). Flat versions of tasks 2 and 3 can be found in Appendix , identified as (9) and (10) respectively. The *length* of a LTL specification is quantified by the number of operators it contains, which can include both logical and temporal operators [30]. This metric can serve as an indicator of the challenge associated with both formulating and interpreting the specification. For each task, we compare between the



task	$l_{\text{flat}}$	$l_{\text{hier}}$	$\mathcal{A}_{\text{flat}}$	$\mathcal{A}_{\text{hier}}$
1	51	<b>35</b>	(387, 13862)	<b>(33, 45)</b>
2	45	<b>19</b>	(12, 63)	<b>(20, 28)</b>
3	35	<b>27</b>	(113, 1891)	<b>(35, 101)</b>
task	$t_{\text{flat}}$	$t_{\text{hier}}$	$c_{\text{flat}}$	$c_{\text{hier}}$
1	126.1 $\pm$ 2.7	<b>18.4<math>\pm</math>0.8</b>	289.3 $\pm$ 3.0	<b>237.5<math>\pm</math>3.3</b>
2	30.8 $\pm$ 0.5	<b>24.8<math>\pm</math>0.4</b>	115.6 $\pm$ 1.9	114.8 $\pm$ 1.6
3	25.8 $\pm$ 1.8	<b>21.4<math>\pm</math>0.5</b>	148.1 $\pm$ 2.1	147.7 $\pm$ 2.1

TABLE I: Comparative results of two forms of LTL specifications. The length of LTL specifications is represented by  $l_{\text{flat}}$  and  $l_{\text{hier}}$ , while the size of the NBA is denoted by  $\mathcal{A}_{\text{flat}}$  and  $\mathcal{A}_{\text{hier}}$ , specifying the number of nodes first, followed by the number of edges. The runtimes taken to find the solutions are indicated by  $t_{\text{flat}}$  and  $t_{\text{hier}}$ , and the plan horizons of the solutions are indicated by  $c_{\text{flat}}$  and  $c_{\text{hier}}$ .

length of the LTL and the size of the NBA, taking into account both the flat and hierarchical forms. These NBAs are built using LTL2BA [34]. In the case of the hierarchical form, the total is the sum of all the specifications. The hierarchical form is addressed with our proposed method, while the flat form is dealt with by applying the method from [23] for comparison. The initial locations for the robots are randomly sampled within the dock, and the runtimes and plan horizons are averaged over 20 runs. The statistical outcomes are displayed in Table I. The hierarchical form of LTL specifications leads to more concise formulas in length and NBAs that are reduced in size with fewer nodes and edges. The reduction in complexity leads to decreased runtimes and costs, particularly for task 1, where it notably minimizes both the runtimes and horizons.

### B. Manipulation Task

Two manipulation arms are tasked to assemble some LEGO models given hierarchical LTL specifications; see Figure 4(a). The first task is to assemble LEGO blocks into a formation that spells “ICL!”, as illustrated in Figure 4(b). Different colored blocks represent distinct types. The task requires assembling the “ICL” letters *initially, followed by* “!”. Let  $\phi_X$  represent the composite proposition of assembling module  $X$ . The task can be succinctly defined by the LTL formula  $\Diamond\phi_{ICL!} \wedge \Diamond\phi_I \wedge \neg\phi_I \mathcal{U} \phi_{ICL!}$ . The hierarchy of the LEGO assembly process is depicted in Figure 4(c). At the first level, the overall task is to assemble “ICL!”, specified by  $\Diamond\phi_{ICL!}$ . At the second level, the task is broken down with temporal constraints. At the third level, the task implies that the “ICL” letters can be assembled in any sequence. Similarly, the upper and lower parts of the “!” symbol can also be assembled without following a particular order. The most basic steps to assemble each letter are stated at the lowest level. To highlight the complexity difference between the hierarchical and flat versions, consider assembling the three letters “ICL”. The hierarchical version comprises 4 specifications:  $\phi_{ICL}$ ,  $\phi_I$ ,  $\phi_C$ , and  $\phi_L$ . The corresponding NBAs contain 32 states and 104 transitions in total (8 states and 26 transitions per specification). However, the NBA of

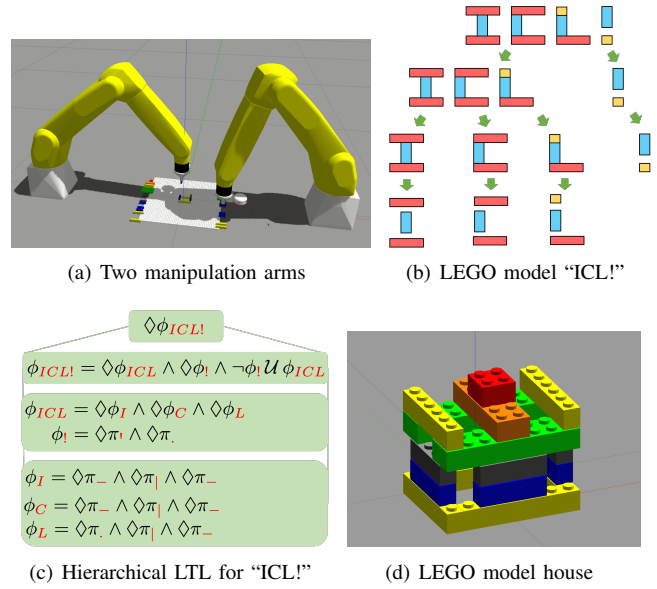


Fig. 4: Two manipulation arms and LEGO models.

the flat version, which is expressed as  $\Diamond\phi_- \wedge \Diamond\phi_I \dots \wedge \Diamond\phi_-$ , contains a significantly larger number of 512 states and 19682 transitions. Similarly, to encapsulate the constraint  $\neg\phi_I \mathcal{U} \phi_{ICL!}$ , it needs to be expressed as  $\neg\phi_I \mathcal{U} \phi_- \wedge \dots \wedge \neg\phi_I \mathcal{U} \phi_-$  for the lower part of the “!”, which has to be repeated for the 9 basic operations required to assemble “ICL”. The same process is then repeated for the upper part. The second task is to build a complex house model level by level; see Figure 4(d). The simulated solutions can be seen in the video link above.

## VII. DISCUSSION AND CONCLUSIONS

In our work, we introduced a hierarchical variant of LTL specifications, which offers benefits in terms of conciseness, clarity, and computational efficiency. We also put forward a decomposition-based approach to tackle robotic navigation and manipulation tasks represented using these hierarchical LTL specifications. While the hierarchical LTL introduced has proven effective, there are still several areas that require additional investigation. Firstly, the automatic transforming a basic LTL into a hierarchical structure is an interesting problem to tackle. Secondly, our present approach is efficient yet lacks in completeness; therefore, devising a method that ensures both completeness and optimality presents a compelling objective. Lastly, future research could aim to lift the requirements for a valid hierarchical LTL, especially concerning points 3) and 4).

## REFERENCES

- [1] M. Luckcuck, M. Farrell, L. A. Dennis, C. Dixon, and M. Fisher, “Formal specification and verification of autonomous robotic systems: A survey,” *ACM Computing Surveys (CSUR)*, vol. 52, no. 5, pp. 1–41, 2019.
- [2] J. B. Tenenbaum, C. Kemp, T. L. Griffiths, and N. D. Goodman, “How to grow a mind: Statistics, structure, and abstraction,” *science*, vol. 331, no. 6022, pp. 1279–1285, 2011.

- [3] C. Kemp, A. Perfors, and J. B. Tenenbaum, "Learning overhypotheses with hierarchical bayesian models," *Developmental science*, vol. 10, no. 3, pp. 307–321, 2007.
- [4] L. Pansart, N. Catusse, and H. Cambazard, "Exact algorithms for the order picking problem," *Computers & Operations Research*, vol. 100, pp. 117–127, 2018.
- [5] M. Guo and D. V. Dimarogonas, "Multi-agent plan reconfiguration under local LTL specifications," *The International Journal of Robotics Research*, vol. 34, no. 2, pp. 218–235, 2015.
- [6] J. Tumova and D. V. Dimarogonas, "Multi-agent planning under local LTL specifications and event-based synchronization," *Automatica*, vol. 70, pp. 239–248, 2016.
- [7] P. Yu and D. V. Dimarogonas, "Distributed motion coordination for multirobot systems under ltl specifications," *IEEE Transactions on Robotics*, vol. 38, no. 2, pp. 1047–1062, 2021.
- [8] R. Bai, R. Zheng, Y. Xu, M. Liu, and S. Zhang, "Hierarchical multi-robot strategies synthesis and optimization under individual and collaborative temporal logic specifications," *Robotics and Autonomous Systems*, vol. 153, p. 104085, 2022.
- [9] S. G. Loizou and K. J. Kyriakopoulos, "Automatic synthesis of multi-agent motion tasks based on LTL specifications," in *43rd IEEE Conference on Decision and Control (CDC)*, vol. 1, The Bahamas, December 2004, pp. 153–158.
- [10] S. L. Smith, J. Tümová, C. Belta, and D. Rus, "Optimal path planning for surveillance with temporal-logic constraints," *The International Journal of Robotics Research*, vol. 30, no. 14, pp. 1695–1708, 2011.
- [11] I. Saha, R. Ramaithitima, V. Kumar, G. J. Pappas, and S. A. Seshia, "Automated composition of motion primitives for multi-robot systems from safe LTL specifications," in *2014 IEEE/RSJ International Conference on Intelligent Robots and Systems*. IEEE, 2014, pp. 1525–1532.
- [12] Y. Kantaros and M. M. Zavlanos, "Sampling-based optimal control synthesis for multirobot systems under global temporal tasks," *IEEE Transactions on Automatic Control*, vol. 64, no. 5, pp. 1916–1931, 2018.
- [13] —, "Stylus\*: A temporal logic optimal control synthesis algorithm for large-scale multi-robot systems," *The International Journal of Robotics Research*, vol. 39, no. 7, pp. 812–836, 2020.
- [14] X. Luo and M. Zavlanos, "Transfer planning for temporal logic tasks," in *Proc. of the 58th IEEE Conference on Decision and Control*, France, Nice, 2019.
- [15] X. Luo, Y. Kantaros, and M. M. Zavlanos, "An abstraction-free method for multirobot temporal logic optimal control synthesis," *IEEE Transactions on Robotics*, vol. 37, no. 5, pp. 1487–1507, 2021.
- [16] M. Kloetzer, X. C. Ding, and C. Belta, "Multi-robot deployment from LTL specifications with reduced communication," in *2011 50th IEEE Conference on Decision and Control and European Control Conference*. IEEE, 2011, pp. 4867–4872.
- [17] Y. Shoukry, P. Nuzzo, A. Balkan, I. Saha, A. L. Sangiovanni-Vincentelli, S. A. Seshia, G. J. Pappas, and P. Tabuada, "Linear temporal logic motion planning for teams of underactuated robots using satisfiability modulo convex programming," in *2017 IEEE 56th Annual Conference on Decision and Control (CDC)*. IEEE, 2017, pp. 1132–1137.
- [18] B. Lacerda and P. U. Lima, "Petri net based multi-robot task coordination from temporal logic specifications," *Robotics and Autonomous Systems*, vol. 122, p. 103289, 2019.
- [19] P. Schillinger, M. Bürger, and D. V. Dimarogonas, "Simultaneous task allocation and planning for temporal logic goals in heterogeneous multi-robot systems," *The International Journal of Robotics Research*, vol. 37, no. 7, pp. 818–838, 2018.
- [20] Y. E. Sahin, P. Nilsson, and N. Ozay, "Multirobot coordination with counting temporal logics," *IEEE Transactions on Robotics*, 2019.
- [21] K. Leahy, Z. Serlin, C.-I. Vasile, A. Schoer, A. M. Jones, R. Tron, and C. Belta, "Scalable and robust algorithms for task-based coordination from high-level specifications (scratches)," *IEEE Transactions on Robotics*, vol. 38, no. 4, pp. 2516–2535, 2021.
- [22] Z. Liu, M. Guo, and Z. Li, "Time minimization and online synchronization for multi-agent systems under collaborative temporal tasks," *arXiv preprint arXiv:2208.07756*, 2022.
- [23] X. Luo and M. M. Zavlanos, "Temporal logic task allocation in heterogeneous multirobot systems," *IEEE Transactions on Robotics*, vol. 38, no. 6, pp. 3602–3621, 2022.
- [24] L. Li, Z. Chen, H. Wang, and Z. Kan, "Fast task allocation of heterogeneous robots with temporal logic and inter-task constraints," *IEEE Robotics and Automation Letters*, 2023.
- [25] D. E. Wilkins, *Practical planning: extending the classical AI planning paradigm*. Elsevier, 2014.
- [26] I. Georgievski and M. Aiello, "Htn planning: Overview, comparison, and beyond," *Artificial Intelligence*, vol. 222, pp. 124–156, 2015.
- [27] M. Weser, D. Off, and J. Zhang, "Htn robot planning in partially observable dynamic environments," in *2010 IEEE International Conference on Robotics and Automation*. IEEE, 2010, pp. 1505–1510.
- [28] S. Baier and S. A. McIlraith, "Htn planning with preferences," in *21st Int. Joint Conf. on Artificial Intelligence*, 2009, pp. 1790–1797.
- [29] S. Lin and P. Bercher, "On the expressive power of planning formalisms in conjunction with ltl," in *Proceedings of the International Conference on Automated Planning and Scheduling*, vol. 32, 2022, pp. 231–240.
- [30] C. Baier and J.-P. Katoen, *Principles of model checking*. MIT press Cambridge, 2008.
- [31] O. Kupferman and M. Y. Vardi, "Model checking of safety properties," *Formal Methods in System Design*, vol. 19, no. 3, pp. 291–314, 2001.
- [32] M. Y. Vardi and P. Wolper, "An automata-theoretic approach to automatic program verification," in *1st Symposium in Logic in Computer Science (LICS)*. IEEE Computer Society, 1986.
- [33] L. Gurobi Optimization, "Gurobi optimizer reference manual," 2018. [Online]. Available: <http://www.gurobi.com>
- [34] P. Gastin and D. Oddoux, "Fast LTL to büchi automata translation," in *International Conference on Computer Aided Verification*. Springer, 2001, pp. 53–65.

## APPENDIX

$$\begin{aligned}
 \text{Task 1} \quad \phi = & \Diamond(\pi_{\text{furn}}^{1,1} \wedge \bigcirc(\pi_{\text{furn}}^{1,1} \mathcal{U} \pi_{\text{furn}}^{3,3})) \\
 & \wedge \Diamond(\pi_{\text{pack}}^{3,3} \wedge \Diamond\pi_{\text{dock}}^{3,3} \wedge \neg\pi_{\text{pack}}^{3,3} \mathcal{U} \pi_{\text{furn}}^{3,3}) \\
 & \wedge \Diamond\pi_{\text{outd}}^{1,1} \wedge \Diamond\pi_{\text{pet}}^{1,1} \wedge \Diamond(\pi_{\text{pack}}^{1,1} \wedge \Diamond\pi_{\text{dock}}^{1,1}) \\
 & \wedge \neg\pi_{\text{outd}}^{1,1} \mathcal{U} \pi_{\text{furn}}^{1,1} \wedge \neg\pi_{\text{outd}}^{1,1} \mathcal{U} \pi_{\text{furn}}^{3,3} \\
 & \wedge \neg\pi_{\text{pet}}^{1,1} \mathcal{U} \pi_{\text{furn}}^{1,1} \wedge \neg\pi_{\text{pet}}^{1,1} \mathcal{U} \pi_{\text{furn}}^{3,3} \\
 & \wedge \neg\pi_{\text{pack}}^{1,1} \mathcal{U} \pi_{\text{outd}}^{1,1} \wedge \neg\pi_{\text{pack}}^{1,1} \mathcal{U} \pi_{\text{pet}}^{1,1} \\
 & \wedge \Diamond\pi_{\text{heal}}^{2,2} \wedge \Diamond\pi_{\text{groc}}^{2,2} \wedge \Diamond(\pi_{\text{pack}}^{2,2} \wedge \Diamond\pi_{\text{dock}}^{2,2}) \\
 & \wedge \neg\pi_{\text{groc}}^{2,2} \mathcal{U} \pi_{\text{heal}}^{2,2} \wedge \neg\pi_{\text{pack}}^{2,2} \mathcal{U} \pi_{\text{groc}}^{2,2}
 \end{aligned} \tag{8}$$

$$\begin{aligned}
 \text{Task 2} \quad \phi = & \Diamond\pi_{\text{furn}}^{1,1} \wedge \Diamond\pi_{\text{outd}}^{1,1} \wedge \Diamond\pi_{\text{heal}}^{1,1} \wedge \Diamond\pi_{\text{groc}}^{1,1} \\
 & \wedge \Diamond\pi_{\text{elec}}^{1,1} \wedge \Diamond\pi_{\text{pet}}^{1,1} \wedge \Diamond(\pi_{\text{pack}}^{1,1} \wedge \Diamond\pi_{\text{dock}}^{1,1}) \\
 & \wedge \neg\pi_{\text{heal}}^{1,1} \mathcal{U} \pi_{\text{furn}}^{1,1} \wedge \neg\pi_{\text{heal}}^{1,1} \mathcal{U} \pi_{\text{outd}}^{1,1} \\
 & \wedge \neg\pi_{\text{groc}}^{1,1} \mathcal{U} \pi_{\text{furn}}^{1,1} \wedge \neg\pi_{\text{groc}}^{1,1} \mathcal{U} \pi_{\text{outd}}^{1,1} \\
 & \wedge \neg\pi_{\text{elec}}^{1,1} \mathcal{U} \pi_{\text{heal}}^{1,1} \wedge \neg\pi_{\text{elec}}^{1,1} \mathcal{U} \pi_{\text{groc}}^{1,1} \\
 & \wedge \neg\pi_{\text{pet}}^{1,1} \mathcal{U} \pi_{\text{heal}}^{1,1} \wedge \neg\pi_{\text{pet}}^{1,1} \mathcal{U} \pi_{\text{groc}}^{1,1} \\
 & \wedge \neg\pi_{\text{pack}}^{1,1} \mathcal{U} \pi_{\text{elec}}^{1,1} \wedge \neg\pi_{\text{pack}}^{1,1} \mathcal{U} \pi_{\text{pet}}^{1,1}
 \end{aligned} \tag{9}$$

$$\begin{aligned}
 \text{Task 3} \quad \phi = & \Diamond\pi_{\text{heal}}^{1,1} \wedge \Diamond\pi_{\text{groc}}^{1,1} \wedge \Diamond\pi_{\text{elec}}^{1,1} \wedge \Diamond\pi_{\text{pet}}^{1,1} \\
 & \wedge \Diamond(\pi_{\text{pack}}^{1,1} \wedge \Diamond\pi_{\text{dock}}^{1,1}) \\
 & \wedge \neg\pi_{\text{pack}}^{1,1} \mathcal{U} \pi_{\text{heal}}^{1,1} \wedge \neg\pi_{\text{pack}}^{1,1} \mathcal{U} \pi_{\text{groc}}^{1,1} \\
 & \wedge \neg\pi_{\text{pack}}^{1,1} \mathcal{U} \pi_{\text{elec}}^{1,1} \wedge \neg\pi_{\text{pack}}^{1,1} \mathcal{U} \pi_{\text{pet}}^{1,1} \\
 & \wedge \left( \Diamond\left(\pi_{\text{outd}}^{2,2} \wedge \Diamond\left(\pi_{\text{pack}}^{2,2} \wedge \Diamond\pi_{\text{dock}}^{2,2}\right)\right) \right. \\
 & \quad \left. \vee \Diamond\left(\pi_{\text{outd}}^{3,3} \wedge \Diamond\left(\pi_{\text{pack}}^{3,3} \wedge \Diamond\pi_{\text{dock}}^{3,3}\right)\right) \right)
 \end{aligned} \tag{10}$$