

# Decomposition-based Hierarchical Task Allocation and Planning for Multi-Robots under Hierarchical Temporal Logic Specifications

Xusheng Luo<sup>1</sup>, Shaojun Xu<sup>2,†</sup>, Ruixuan Liu<sup>1</sup> and Changliu Liu<sup>1</sup>

**Abstract**—Past research into robotic planning with temporal logic specifications, notably Linear Temporal Logic (LTL), was largely based on singular formulas for individual or groups of robots. But with increasing task complexity, LTL formulas unavoidably grow lengthy, complicating interpretation and specification generation, and straining the computational capacities of the planners. A recent development has been the hierarchical representation of LTL [1] that contains multiple temporal logic specifications, providing a more interpretable framework. However, the proposed planning algorithm assumes the independence of robots within each specification, limiting their application to multi-robot coordination with complex temporal constraints. In this work, we formulated a decomposition-based hierarchical framework. At the high level, each specification is first decomposed into a set of atomic sub-tasks. We further infer the temporal relations among the sub-tasks of different specifications to construct a task network. Subsequently, a Mixed Integer Linear Program is utilized to assign sub-tasks to various robots. At the lower level, domain-specific controllers are employed to execute sub-tasks. Our approach was experimentally applied to domains of robotic navigation and manipulation. The outcomes of thorough simulations, which included comparative analyses, demonstrated the effectiveness of the proposed approach.

## I. INTRODUCTION

The field of temporal logic planning has seen rapid expansion in recent years, which can manage a more diverse range of tasks beyond the typical point-to-point navigation, encompassing temporal objectives as well. These tasks involve sequencing or coverage [2], data collection [3], intermittent communication [4] and manipulation [5] among others. For a comprehensive review of formal specifications and synthesis techniques applicable to robotic systems, refer to [6]. Here, we focus on Linear Temporal Logic (LTL) specifications [7]. In the most research that centered on multi-robot systems, LTL tasks are either assigned *locally* to individual robots within a team [8–11], or a *global* LTL specification is used to capture the collective behavior of all robots. In the latter approach, tasks can either be explicitly assigned to each robot, as in [12–17], or task allocation is considered without specific assignments, as in [18–23]. However, to the best of our knowledge, except for [1], all LTL formulas, regardless of whether they are assigned locally or globally, are in the flat structure, meaning a single LTL formula specifies the

behavior of an individual robot or a team of robots. These flat formulas tend to become cumbersome and difficult to interpret for complex tasks.

Studies [24] suggest that humans prefer hierarchical task specification, which improves interpretability of planning and execution, making it easier to identify ongoing work and conveniently adjust unfeasible parts without affecting other components. In our prior work [1], we introduced a hierarchical and interpretable structure for LTL specifications, consisting of various levels of flat specifications that enhance computational efficiency. A bottom-up planning approach was developed for simultaneous task allocation and planning. While this method is efficient, it operates under the assumption that tasks with temporal dependencies within a flat specification is allocated to a single robot, hence robots can work independently, limiting its application in scenarios that require cooperation among multiple robots.

In this work, we developed a decomposition-based hierarchical framework capable of addressing multi-robot coordination under hierarchical temporal logic specifications. Temporal logic specifications that do not explicitly assign tasks to robots generally require decomposition to derive the necessary task allocation. Such decomposition can be accomplished in three primary approaches: The most common method, utilized in works such as [16, 19, 22, 25, 26], involves decomposing a global specification into multiple tasks, which leverages the transition relations within the automaton, which is the graphical representation of an LTL formula. This work is also in line with this approach. As demonstrated in [18, 20], the second approach builds on Bounded Model Checking (BMC) methods [27] to create a Boolean Satisfaction or Integer Linear Programming (ILP) model, which simultaneously addresses task allocation and implicit task decomposition in a unified formulation. Another method, proposed by [28], directly interacts with the syntax tree of LTL formulas, which segments the global specification into smaller, more manageable sub-specifications.

The proposed framework starts at the top level by breaking down each flat specification into smaller sub-tasks. These sub-tasks are then organized into a *task network*, where we deduce the temporal relationships between them. Subsequently, we use a Mixed Integer Linear Programming (MILP) approach to assign these sub-tasks to various robots. At the lower level, we implement domain-specific planning methods to carry out these sub-tasks. Our contributions are as follows:

- 1) We developed an efficient hierarchical planning algorithm that can handle multi-robot coordination under hierarchical LTL specifications;

\*This work was in part supported by NSF under grant No. 2144489.

<sup>1</sup>Xusheng Luo, Ruixuan Liu and Changliu Liu are with Robotics Institute, Carnegie Mellon University, Pittsburgh, PA 15213, USA (e-mail: {xushengl, ruixuanl, cliu6}@andrew.cmu.edu)

<sup>2</sup>Shaojun Xu with College of Control Science and Engineering, Zhejiang University, Hangzhou, 310058, China (e-mail: sjxu@zju.edu.cn).

<sup>†</sup>Work done during internship at Carnegie Mellon University.

- 2) We demonstrated the effectiveness of this method for navigation and manipulation tasks.

## II. PROBLEM FORMULATION

### A. Linear Temporal Logic

LTL is composed of atomic propositions  $\mathcal{AP}$ , along with boolean operators such as conjunction ( $\wedge$ ) and negation ( $\neg$ ), as well as temporal operators like next ( $\bigcirc$ ) and until ( $\mathcal{U}$ ) [29]. LTL formulas follow the syntax outlined below:

$$\phi := \top \mid \pi \mid \phi_1 \wedge \phi_2 \mid \neg\phi \mid \bigcirc\phi \mid \phi_1 \mathcal{U} \phi_2, \quad (1)$$

where  $\top$  stands for an unconditionally true statement, and  $\pi$  refers to a boolean valued atomic proposition. Other temporal operators can be derived from  $\mathcal{U}$ , such as  $\diamond\phi$  that implies  $\phi$  will ultimately be true at a future time, and  $\square\phi$  that denotes  $\phi$  will perpetually be true from the current point onwards.

An infinite *word*  $w$  over the alphabet  $2^{\mathcal{AP}}$ , where  $\mathcal{AP}$  is the set of atomic propositions, can be denoted as  $w = \sigma_0\sigma_1\dots \in (2^{\mathcal{AP}})^\omega$ , with  $\omega$  signifying infinite repetition, and  $\sigma_k \in 2^{\mathcal{AP}}$  for  $\forall k \in \mathbb{N}$ . The *language*  $\text{Words}(\phi)$  is the collection of words that meet the formula  $\phi$ . This means,  $w$  belongs to  $\text{Words}(\phi)$  if and only if  $w$  satisfies  $\phi$ .

In this work, we focus on a certain subset of LTL known as syntactically co-safe formulas, or sc-LTL for short [30]. As indicated by [30], it has been established that any LTL formula encompassing only the temporal operators  $\diamond$  and  $\mathcal{U}$  and written in positive normal form (where negation is exclusively before atomic propositions) is classified under syntactically co-safe formulas. Sc-LTL formulas can be satisfied by finite sequences followed by any infinite repetitions. An LTL formula  $\phi$  can be translated into an NBA [29]:

*Definition 2.1: (NBA)* A Nondeterministic Büchi Automaton  $B$  is a tuple  $B = (\mathcal{Q}, \mathcal{Q}_0, \Sigma, \rightarrow_B, \mathcal{Q}_F)$ , where  $\mathcal{Q}$  is the set of states;  $\mathcal{Q}_0 \subseteq \mathcal{Q}$  is a set of initial states;  $\Sigma = 2^{\mathcal{AP}}$  is an alphabet;  $\rightarrow_B \subseteq \mathcal{Q} \times \Sigma \times \mathcal{Q}$  is the transition relation; and  $\mathcal{Q}_F \subseteq \mathcal{Q}$  is a set of accepting states.

### B. Hierarchical Linear Temporal Logic

We provide a brief overview of key concepts in hierarchical LTL and direct interested readers to [1] for details. Hierarchical LTL specifications, denoted as  $\Phi = \{\phi(k, i)\}_{k=1}^K$ , are composed of  $K$  levels with each containing a set of flat specifications, where  $\phi(k, i)$  denotes the  $i$ -th specification at the  $k$ -th level. Within hierarchical LTL, every specification belongs to co-safe LTL. These specifications are organized in a tree-like specification hierarchy graph, where each node represent a flat LTL specification. Edges between nodes indicate that one specification encompasses another as a *composite proposition*. This composite proposition is, in essence, a flat LTL formula that adheres to grammar rules (1). In this hierarchical graph, leaf nodes represent *leaf specifications* that consist only of atomic propositions, while non-leaf nodes represent *non-leaf specifications* made up of composite propositions. To exemplify these concepts, we consider a multi-robot pickup and delivery problem.

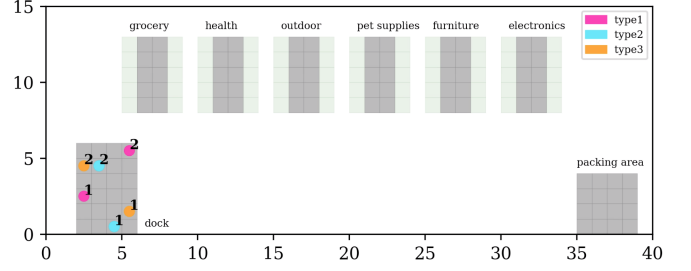


Fig. 1: Topological map of the supermarket. Various types of robots are represented in distinct colors, with each group of robots numbered individually.

*Example 1: (Multi-Robot Pickup and Delivery (MRPD))* Consider a MRPD problem in a warehouse setting [31]. Here, mobile robots, waiting at the dock, are assigned to pick up various items from storage shelves and deliver them to a packing zone. The warehouse is segmented into six areas: grocery, health, outdoor, pet supplies, furniture, and electronics; see Fig. 1. We consider three types of robots. There are two robots for each of these types. The specific requirements for task 1 are as follows:

- 1) *Initially*, a robot of type 1 proceeds to the furniture section and waits *until* the arrival of a type 3 robot to assist with the loading of a large piece of furniture; *following* this, it gathers items from the outdoor and pet sections *in no particular sequence*.
- 2) A type 2 robot should *initiate* its task by gathering items from the health section, and *only afterward* does it move to the grocery section, ensuring it doesn't visit the grocery section *before* visiting the health section.
- 3) A type 3 robot moves to the furniture section to assist the type 1 robot.
- 4) *After* the items are delivered to the packing area, all robots *eventually* return to the dock.

Temporal constraints may arise from item attributes like weight, fragility, and category. We do not take into account the load capacity of robots. This example extends the classical MRPD in several aspects: (i) Tasks are defined within temporal logic specifications, not as predefined point-to-point navigation. (ii) Logical and temporal constraints between tasks, not considered in typical MRPD, are included. (iii) A single robot may handle multiple tasks, contrasting with most MRPD works where each robot performs one task, except for [32, 33]. (iv) Cooperative behaviors among robots are introduced but not typically included in MRPD. The hierarchical specifications  $\Phi$  are outlined as follows:

$$\begin{aligned} L_1 : \quad & \phi(1, 1) = \diamond\phi(2, 1) \wedge \diamond\phi(2, 2) \\ L_2 : \quad & \phi(2, 1) = \diamond(\phi(3, 1) \wedge \diamond\phi(3, 2) \\ & \quad \quad \quad \wedge \diamond(\phi(3, 3) \wedge \diamond\phi(3, 4))) \\ & \phi(2, 2) = \diamond(\phi(3, 5) \wedge \diamond\phi(3, 6)) \\ L_3 : \quad & \phi(3, 1) = \diamond(\pi_{\text{furn}}^{1,1} \wedge \bigcirc(\pi_{\text{furn}}^{1,1} \mathcal{U} \pi_{\text{furn}}^{3,3})) \\ & \phi(3, 2) = \diamond(\pi_{\text{pack}}^{3,3} \wedge \diamond\pi_{\text{dock}}^{3,3}) \end{aligned} \quad (2)$$

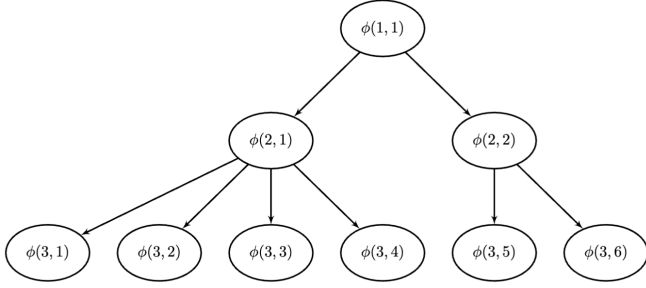


Fig. 2: Specification hierarchy graph for MRPD.

$$\begin{aligned}\phi(3, 3) &= \diamond \pi_{\text{outd}}^{1,1} \wedge \diamond \pi_{\text{pet}}^{1,1} \\ \phi(3, 4) &= \diamond (\pi_{\text{pack}}^{1,1} \wedge \diamond \pi_{\text{dock}}^{1,1}) \\ \phi(3, 5) &= \diamond \pi_{\text{heal}}^{2,2} \wedge \diamond \pi_{\text{groc}}^{2,2} \wedge \neg \pi_{\text{groc}}^{2,2} \mathcal{U} \pi_{\text{heal}}^{2,2} \\ \phi(3, 6) &= \diamond (\pi_{\text{pack}}^{2,2} \wedge \diamond \pi_{\text{dock}}^{2,2}).\end{aligned}$$

The hierarchy includes levels  $L_1$  to  $L_3$ , and the specification hierarchy graph is shown in Fig. 2. The symbols  $\pi_s^t$  represent atomic propositions indicating the need for a robot of type  $t$  to collect items from section  $s$ . Propositions with the same second superscript, like  $\pi_{s'}^{t,j}$  and  $\pi_{s'}^{t,j}$ , must be executed by the same robot of type  $t$ . For instance,  $\pi_{\text{furn}}^{1,1}$ ,  $\pi_{\text{outd}}^{1,1}$  and  $\pi_{\text{pet}}^{1,1}$  should be completed by the same robot of type 1. When  $\phi(k, i)$  appears at the right side of a formula, it is referred to as a composite proposition, while at the left side, it's a specification. For instance, in the formula  $\phi(2, 2) = \diamond(\phi(3, 5) \wedge \diamond \phi(3, 6))$ ,  $\phi(2, 2)$  is a specification, and  $\phi(3, 5)$  and  $\phi(3, 6)$  are composite propositions. A flat LTL specification of this task can be seen in Eq. (17) in Appendix II.

Note that the flat and hierarchical versions of this task are not strictly equivalent in terms of the set of accepted words. In the flat form, depicting precedence often necessitates using the sub-formula  $\neg \pi_a \mathcal{U} \pi_b$  frequently, especially due to the multitude of atomic propositions and the mix of independent and dependent relations. However, in hierarchical LTL, specifications are typically short, allowing for a simpler expression of precedence using  $\diamond$ , which is less rigid than  $\mathcal{U}$ . Nevertheless, either form adheres to task descriptions in natural language, as these descriptions usually don't express a preference for a specific type of precedence relation.  $\square$

### C. Problem Formulation

*Problem 1:* Considering a domain of multi-robot navigation or manipulation, given a task represented by hierarchical LTL specifications  $\Phi$ , generate a plan that fulfills the task.

## III. DECOMPOSITION-BASED HIERARCHICAL PLANNING

Our approach builds upon prior work [22], which decomposes the NBA of a given LTL specification into sub-tasks (which will be defined in Definition 3.1) and infers their temporal relationships. In this section, we first deduce the temporal relations between atomic sub-tasks across all leaf specifications. Following this, we implement a Mixed Integer Linear Programming (MILP) model to distribute the atomic

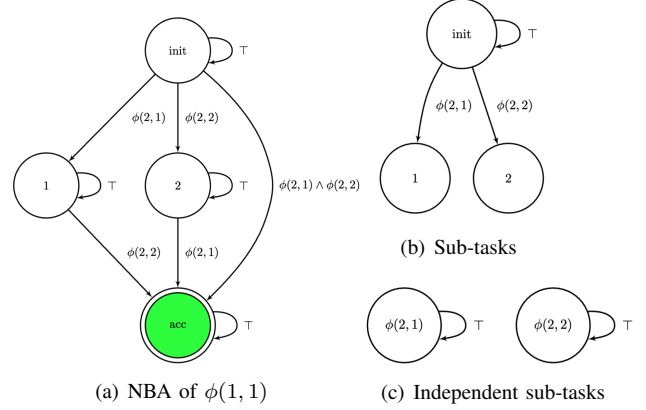


Fig. 3: (a) The NBA of specification  $\phi(1, 1)$  in Eq. (2). The sub-task  $(v_{\text{init}}, v_1)$  implies that the composite proposition  $\phi(2, 1)$  must eventually be true, as indicated by its edge label. The sub-tasks  $(v_{\text{init}}, v_1)$  and  $(v_2, v_{\text{acc}})$  are equivalent because  $\gamma(v_{\text{init}}) = \gamma(v_2)$  and  $\gamma(v_{\text{init}}, v_1) = \gamma(v_2, v_{\text{acc}})$ . Similarly, the sub-tasks  $(v_{\text{init}}, v_2)$  and  $(v_1, v_{\text{acc}})$  are equivalent. (b) The two sub-tasks  $(v_{\text{init}}, v_1)$  and  $(v_{\text{init}}, v_2)$ . (c) Concise representation of sub-tasks. Each sub-task is represented by a node along with its self-loop. The symbol within each node corresponds to the edge label of the sub-task. The two sub-tasks are temporally independent, thus no edges exist between them.

sub-tasks among the robots, which are carried out using domain-specific low-level planners.

We start by presenting the necessary definitions and notations related to NBA. It's worth noting that the NBA, as defined in Definition 2.1, can be perceived as a graph. For the sake of simplicity, we'll refer to the NBA as the graph  $\mathcal{A}_\phi$  in the remainder of this paper. When discussing  $\mathcal{A}_\phi$ 's edges, we don't consider self-loops as they can be represented by vertices themselves. The propositional formula  $\gamma$  associated with a transition  $v_1 \xrightarrow{\gamma} v_2$  in the NBA  $\mathcal{A}_\phi$  is called a *vertex label* if  $v_1 = v_2$ , and an *edge label* if not. We denote the mappings of a vertex and an edge to their respective labels using the functions  $\gamma : \mathcal{V} \rightarrow \Sigma$  and  $\gamma : \mathcal{V} \times \mathcal{V} \rightarrow \Sigma$ , respectively. We then define an edge-induced *sub-task* as a series of actions that robots must perform to trigger a transition in the NBA. To greatly decrease the number of edge-induced sub-tasks in the NBA, we remove any edge where the label requires that more than one proposition be true simultaneously, if such a condition is not required by the corresponding specification.

*Definition 3.1: (Edge-induced sub-task[22])* In the NBA  $\mathcal{A}_\phi$ , given an edge  $(v_1, v_2)$ , an edge-induced sub-task is characterized by the edge label  $\gamma(v_1, v_2)$  and the label of the starting vertex  $\gamma(v_1)$ .

*Definition 3.2: (Atomic and composite sub-task)* In the NBA  $\mathcal{A}_\phi$ , a sub-task  $(v_1, v_2)$  is classified as an atomic sub-task if the edge label  $\gamma(v_1, v_2)$  consists solely of atomic propositions. Otherwise, it's a composite sub-task if the edge

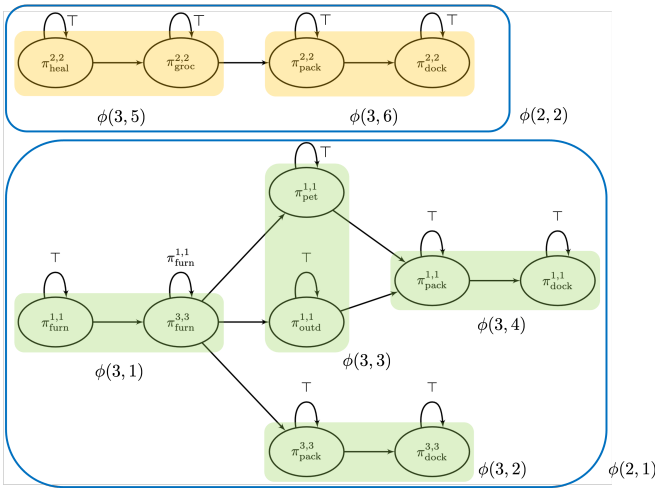


Fig. 4: Task network of task 1. Nodes with sub-tasks belonging to the same leaf specification are grouped within a shaded block, with the leaf specification being marked nearby.

label consists solely of composite propositions.

Two sub-tasks are *equivalent* if they have identical starting vertex labels and edge labels. Note that because each specification consists solely of atomic propositions (for leaf specifications) or composite propositions (for non-leaf specifications), all of its sub-tasks should be of the same type.

*Example 1: continued* (Sub-tasks) The NBA of specification  $\phi(1,1)$  and sub-tasks are shown in Fig. 3.

#### A. Generate Temporal Relations across Atomic Sub-tasks

The work [22] focuses on a flat LTL specification, extracting edge-induced sub-tasks from its NBA, and identifying the temporal relationships among these sub-tasks; an example with specification  $\phi(1,1)$  of task 1 is illustrated in Fig. 3. The goal here is to create a task network represented as a Directed Acyclic Graph (DAG). In this DAG, each node represents an atomic sub-task from a specific leaf specification, and edges indicate precedence relationships between atomic sub-tasks, as determined by corresponding non-leaf specifications. The task network for task 1 is depicted in Fig. 4.

Let  $\Phi^k$  denote the set of specifications at the  $k$ -th level, with  $|\Phi^k|$  indicating its size. In what follows, we denote the edge-induced sub-task as  $e = (v_1, v_2)$  and use  $\llbracket \phi \rrbracket$ ,  $\llbracket \phi \rrbracket_a$ , and  $\llbracket \phi \rrbracket_c$  to represent the sets of all sub-tasks, atomic sub-tasks, and composite sub-tasks for a given specification  $\phi \in \Phi$ , respectively. As defined in Def. 3.2,  $\llbracket \phi \rrbracket$  equates either to  $\llbracket \phi \rrbracket_a$  or  $\llbracket \phi \rrbracket_c$ . For any two different sub-tasks  $e, e' \in \llbracket \phi \rrbracket$ , we use  $e \bowtie e'$  to denote that sub-task  $e$  must be completed before ( $\prec$ ), after ( $\succ$ ), or independently ( $\parallel$ ) of  $e'$ . The following assumption further restrict the relationships between sub-tasks from two different composite propositions.

*Assumption 3.3: (Temporal relation inheritance)* Sub-tasks follow the temporal relations of corresponding specifications. That is, if  $\phi \bowtie \phi'$ , then  $e \bowtie e', \forall e \in \llbracket \phi \rrbracket, \forall e' \in \llbracket \phi' \rrbracket$ .

The process for creating the DAG  $\mathcal{G} = (\mathcal{V}, \mathcal{E})$  from hierarchical LTL specifications is detailed in Alg. 1, which

---

#### Algorithm 1: Construct DAG $\mathcal{G} = (\mathcal{V}, \mathcal{E})$

---

**Input:** Hierarchical LTL specifications  $\{\phi(k, i)\}_{k=1}^K$

**Output:** DAG  $\mathcal{G}$  of atomic sub-tasks

```

1  $\mathcal{V} = \emptyset, \mathcal{E} = \emptyset;$ 
  ;
   $\triangleright$  Same leaf specifications
2 for  $i \in \{1, \dots, |\Phi^K|\}$  do
3   for  $e, e' \in \llbracket \phi(K, i) \rrbracket_a$  do
4     if  $e \prec e'$  then  $\mathcal{E} = \mathcal{E} \cup \{(e, e')\};$ 
5     if  $e \succ e'$  then  $\mathcal{E} = \mathcal{E} \cup \{(e', e)\};$ 
6      $\mathcal{V} = \mathcal{V} \cup \{e, e'\};$ 
  ;
   $\triangleright$  Different leaf specifications
7 for  $i, i' \in \{1, \dots, |\Phi^K|\}$  do
8   if  $i == i'$  then continue;
9   Get the minimal common predecessor  $\phi_{\min}(i, i');$ 
10  Find sub-tasks  $e_\phi$  and  $e_{\phi'}$  in  $\phi_{\min}(i, i')$  whose
    edge labels include  $\phi(K, i)$  and  $\phi(K, i')$ , resp.;
11  for  $e \in \llbracket \phi(K, i) \rrbracket_a$  do
12    for  $e' \in \llbracket \phi(K, i') \rrbracket_a$  do
13      if  $e_\phi \prec e_{\phi'}$  then  $\mathcal{E} = \mathcal{E} \cup \{(e, e')\};$ 
14      if  $e_\phi \succ e_{\phi'}$  then  $\mathcal{E} = \mathcal{E} \cup \{(e', e)\};$ 
15 return  $\mathcal{G} = (\mathcal{V}, \mathcal{E});$ 

```

---

primarily consists of two parts, based on whether the atomic sub-tasks belong to the same leaf specification.

1) *Same leaf specification*  $\phi(K, i)$ : The algorithm iterates through each leaf specification  $\phi(K, i)$ . For any pair of atomic sub-tasks within  $\llbracket \phi(K, i) \rrbracket_a$ , an edge is added to the graph  $\mathcal{G}$  if they have a precedence relation [lines 2-5]. The method for extracting temporal relations between sub-tasks is based on the approach described in Section IV.C of [22].

2) *Different leaf specifications*  $\phi(K, i)$  and  $\phi(K, i')$ : For a given specification  $\phi(K, i)$ , its *predecessor* is defined as the composite proposition that encompasses it at the higher level. The sequence of predecessors leading up to the root specification, denoted as  $\mathcal{S}(\phi(K, i))$ , is established by tracing back to the first level in the specification hierarchy graph. Note that the sequence of predecessors also includes the specification itself. When examining two sequences  $\mathcal{S}(\phi(K, i))$  and  $\mathcal{S}(\phi(K, i'))$ , let the set  $\Phi_\wedge(i, i') = \{\phi \mid \phi \in \mathcal{S}(\phi(K, i)), \phi \in \mathcal{S}(\phi(K, i'))\}$  collect predecessors that appear in both sequences. A predecessor is defined as the *minimal common predecessor*, denoted by  $\phi_{\min}(i, i')$ , if it is the closest to leaf specifications, that is,

$$\phi_{\min} = \underset{\phi \in \Phi_\wedge(i, i')}{\operatorname{argmin}} \operatorname{dist}(\phi - \phi(K, i)), \quad (3)$$

where  $\operatorname{dist}$  returns the distance between two specifications in terms of the number of levels [line 9]. The temporal relations between the sets  $\llbracket \phi(K, i) \rrbracket_a$  and  $\llbracket \phi(K, i') \rrbracket_a$  are determined within this minimal common predecessor. It may happen that  $\phi(K, i)$  or  $\phi(K, i')$  is not directly included in  $\phi_{\min}(i, i')$  due to multiple levels separating them. In such cases, we identify the composite propositions within  $\phi_{\min}(i, i')$ , labelled as  $\phi$  and  $\phi'$ , which act as predecessors to  $\phi(K, i)$  and  $\phi(K, i')$ , respectively [line 10]. Subsequently,

we identify a composite sub-task  $e_\phi$  within  $\llbracket \phi_{\min}(i, i') \rrbracket_c$  that contains  $\phi$  in its edge label, without being preceded by the negation operator  $\neg$ . This sub-task necessitates fulfilling the composite proposition  $\phi$ , which in turn requires satisfying  $\phi(K, i)$ . Similarly, we find another composite sub-task  $e_{\phi'}$  corresponding to  $\phi(K, i')$  in  $\llbracket \phi_{\min}(i, i') \rrbracket_c$ . The temporal relationship between  $\phi(K, i)$  and  $\phi(K, i')$  mirrors that between their associated sub-tasks  $e_\phi$  and  $e_{\phi'}$  within  $\phi_{\min}(i, i')$ . As per Assumption 3.3, this relationship extends to the atomic sub-tasks in  $\llbracket \phi(k, i) \rrbracket_a$  and  $\llbracket \phi(k', i') \rrbracket_a$ ; see lines 11-14.

*Example 1: continued* (Temporal relations) In terms of the specifications  $\phi(3, 1)$  and  $\phi(3, 5)$ , sequences of predecessors are  $\mathcal{S}(\phi(3, 1)) = \{\phi(3, 1), \phi(2, 1), \phi(1, 1)\}$ ,  $\mathcal{S}(\phi(3, 5)) = \{\phi(3, 5), \phi(2, 2), \phi(1, 1)\}$ , minimal common predecessor is  $\phi_{\min}(1, 5) = \phi(1, 1)$ . Note that  $\phi(3, 1)$  and  $\phi(3, 5)$  do not fall within  $\phi_{\min}(1, 5)$  because they are separated by two levels. Predecessors in  $\phi_{\min}(i, i')$  are  $\phi = \phi(2, 1)$  and  $\phi' = \phi(2, 2)$ , respectively; see Fig. 3. Related composite sub-tasks in  $\llbracket \phi_{\min}(i, i') \rrbracket_c$  are  $e_\phi = (v_{\text{init}}, v_1)$  and  $e_{\phi'} = (v_{\text{init}}, v_2)$ , respectively. Since they are temporally independent, we have  $\phi(2, 1) \parallel \phi(2, 2)$ . By denoting atomic sub-tasks using their respective edge labels, the temporal relationships between atomic sub-tasks from the two specifications  $\phi(3, 1)$  and  $\phi(3, 5)$  are  $\pi_{\text{furn}}^{1,1} \parallel \pi_{\text{heal}}^{2,2} \parallel \pi_{\text{furn}}^{1,1} \parallel \pi_{\text{groc}}^{2,2} \parallel \pi_{\text{furn}}^{3,3} \parallel \pi_{\text{heal}}^{2,2} \parallel \pi_{\text{furn}}^{3,3} \parallel \pi_{\text{groc}}^{2,2}$ ; see the blocks associated with  $\phi(3, 1)$  and  $\phi(3, 5)$  in Fig. 4.

### B. Formulate MILP to Allocate Sub-tasks

Using the task network  $\mathcal{G}$ , we adapt the MILP formulation from [22] to assign atomic sub-tasks to robots, which was inspired by the Vehicle Routing Problem (VRP) with temporal constraints [34]. The key difference is that, for the case of a single specification in [22], all sub-tasks must be completed, as each sub-task's completion activates an edge label, advancing the NBA. However, in this work, sub-tasks originate from various leaf specifications and not all are mandatory, depending on their corresponding leaf specifications. For example, in a case where two leaf specifications are linked by an OR operator in a non-leaf specification (e.g.,  $\phi(1, 1) = \phi(2, 1) \vee \phi(2, 2)$ ), it's possible for one leaf specification, like  $\phi(2, 1)$ , to be false, so all its sub-tasks should not be fulfilled. The MILP modifications are tailored to accommodate specification-level constraints, involving two categories of constraints: logical constraints and temporal constraints. The solution of the MILP provides a time-stamped sequential plan including the starting time (when the vertex label is activated) and the completion time (when the edge label becomes true) of each atomic sub-task within the task network, adhering to the temporal constraints.

For any specification  $\phi \in \Phi$ , considering a sub-task  $(v_1, v_2) \in \llbracket \phi \rrbracket$ , let  $\gamma$  be the propositional formula associated with its edge or vertex label, i.e.,  $v_1 \xrightarrow{\gamma} v_2$  or  $v_1 \xrightarrow{\gamma} v_1$ . Assume this formula is in *disjunctive normal form* (DNF), i.e.,  $\gamma = \bigvee_{p \in \mathcal{P}} \bigwedge_{q \in \mathcal{Q}_p} (\neg)\pi$  or  $\gamma = \bigvee_{p \in \mathcal{P}} \bigwedge_{q \in \mathcal{Q}_p} (\neg)\phi'$ , where the negation operator only precedes the atomic propositions  $\pi$  or composite propositions  $\phi'$ , and  $\mathcal{P}$  and  $\mathcal{Q}_p$  are suitable index sets. Every propositional formula has an equivalent DNF form [29]. We define  $\mathcal{C}_p^\gamma = \bigwedge_{q \in \mathcal{Q}_p}$  as the  $p$ -th *clause*

of  $\gamma$  which includes a set  $\mathcal{Q}_p$  of *positive* and *negative* literals with each literal being an atomic or composite proposition.

1) *Logical Constraints*: Logical constraints mainly encode the logical relation between labels, clauses and literals, and the realization of literals. We iterate over each specification  $\phi \in \Phi$ . Consider a specification  $\phi \in \Phi$ , for any edge or vertex label  $\gamma$  within its NBA, the necessity to satisfy  $\gamma$  depends on whether the specification  $\phi$  should be true. To incorporate this condition, we introduce a binary variable  $b_\phi$ , representing the truth of specification  $\phi$ . By default, the binary variable for the root specification is assigned a value of 1, i.e.,  $b_{\phi(1,1)} = 1$ , which states that the root specification needs to be satisfied. The condition that  $\gamma$  should be true if and only if the specification  $\phi$  is true can be expressed by

$$\sum_{p \in \mathcal{P}} b_p = b_\phi, \quad \forall \phi \in \Phi, \quad (4)$$

where the binary variable  $b_p$  denotes the truth value of the  $p$ -th clause of  $\gamma$ . If  $b_\phi = 1$ , constraint (4) states that exactly one clause must be true for  $\gamma$  to be satisfied. Otherwise  $b_p = 0$ , implying all clauses are false. Furthermore, the truth of a clause determines the truth of positive and negative literals inside it. In cases where  $\phi$  is a non-leaf specification, all literals are essentially composite propositions. The condition that every positive literal must be true if its associated clause is true is formulated as

$$\sum_{\phi \in \text{lit}^+(\mathcal{C}_p^\gamma)} b_\phi = |\text{lit}^+(\mathcal{C}_p^\gamma)| b_p, \quad \forall p \in \mathcal{P}, \quad (5)$$

where  $|\cdot|$  denotes the cardinality of a set. Beginning with the root specification, which must be satisfied ( $b_{\phi(1,1)} = 1$ ), the satisfaction of composite propositions within  $\phi(1, 1)$ , i.e., specifications at level 2, is deduced according to Eq. (4). Their truth will influence the satisfaction of level 3 specifications, and this procedure continues down to the level of leaf specifications. At this point, only those atomic sub-tasks linked to leaf specifications identified as satisfied are assigned and executed. This assignment and execution process is governed by the following set of inequality constraints.

2) *Temporal Constraints*: These constraints capture the temporal orders between atomic sub-tasks, which are represented as linear inequalities. The key idea here is that if the specification  $\phi$  should not be satisfied, the inequality constraints associated with it should be trivially met. Each of these constraints is represented by a general linear inequality  $g(x) \leq 0$ , where  $x$  denotes the decision variables of the MILP. Let  $\Phi_g$  denote the set of leaf specifications involved in  $g(x)$ . The following constraint ensures that  $g(x)$  is trivially satisfied when at least one leaf specification in  $\Phi_g$  is false:

$$g(x) \leq \sum_{\phi \in \Phi_g} M(1 - b_\phi), \quad (6)$$

where  $M$  represents a sufficiently large integer. The inequality is only active when  $b_\phi = 1, \forall \phi \in \Phi_g$ . For differentiation, the notation  $\langle \cdot \rangle$  is used when referencing constraints in [22]. Consider constraint  $\langle 15 \rangle$  stating that the completion time of an atomic sub-task  $e \in \llbracket \phi \rrbracket_a$  in the task network should be

later than that of atomic sub-task  $e' \in \llbracket \phi' \rrbracket_a$  if  $e'$  is required to be completed before  $e$ . Let  $t_e$  be an integer variable denoting the completion time of sub-task  $e$ , that is, when its edge label is satisfied. Now the constraint becomes

$$t_{e'} + 1 \leq t_e + M(1 - b_\phi) + M(1 - b_{\phi'}), \quad \text{if } e' \prec e. \quad (7)$$

The constraint (7) comes into effect, i.e.,  $t_{e'} + 1 \leq t_e$ , only if both  $\phi$  and  $\phi'$  need to be true. The same logic applies to the other constraints  $\langle 13 \rangle$ ,  $\langle 17 \rangle$ ,  $\langle 18 \rangle$ ,  $\langle 19 \rangle$ ,  $\langle 23 \rangle$  and  $\langle 25 \rangle$ , which are elaborated in Appendix I.

*Remark 3.4:* The MILP's solution assigns sub-tasks to robots and determines their start and end times, with execution guided by domain-specific controllers. For navigation tasks, a sequence of Generalized Multi-Robot Path Planning (GMRPP) problems [22], are set up for each sub-task to create robot paths. These GMRPP solutions are sequentially organized and evaluated to ensure they align with the semantics of hierarchical LTL specifications [1]. If this satisfaction check fails, no solution is presented, resulting in the method's soundness. It's worth noting that [22] offers a complete solution for a wide range of LTL specifications. Leveraging this foundation, our approach is feasible for many robotic tasks, a claim supported by the following experiments.

#### IV. NUMERICAL EXPERIMENTS

We consider domains of navigation and manipulation, employing Python 3.10.12 on a computer with 3.5 GHz Apple M2 Pro and 16G RAM. The Big-M based MILP is resolved using the Gurobi solver [35] with  $M = 10^5$ . The simulation video is accessible via <https://youtu.be/a8gQCNUoNbM>.

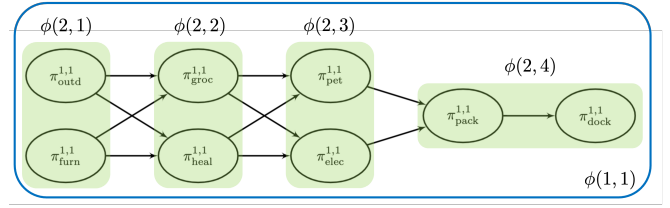
##### A. Navigation Task

In the supermarket, a robot is considered to have visited a section if it approaches the aisle adjacent to any side of a shelf. The LTL specifications for task 2 are:

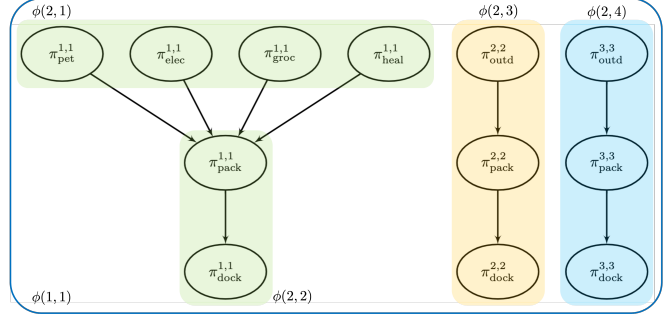
$$\begin{aligned} L_1 : \quad \phi(1, 1) &= \diamond(\phi(2, 1) \wedge \diamond(\phi(2, 2) \\ &\quad \wedge \diamond(\phi(2, 3) \wedge \diamond\phi(2, 4)))) \\ L_2 : \quad \phi(2, 1) &= \diamond\pi_{\text{furn}}^{1,1} \wedge \diamond\pi_{\text{outd}}^{1,1} \\ \phi(2, 2) &= \diamond\pi_{\text{heal}}^{1,1} \wedge \diamond\pi_{\text{groc}}^{1,1} \\ \phi(2, 3) &= \diamond\pi_{\text{elec}}^{1,1} \wedge \diamond\pi_{\text{pet}}^{1,1} \\ \phi(2, 4) &= \diamond(\pi_{\text{pack}}^{1,1} \wedge \diamond\pi_{\text{dock}}^{1,1}) \end{aligned} \quad (8)$$

These require that 1) A type 1 robot should *initiate* its task by gathering items from the furniture and outdoor sections *in any order*; 2) *Following* that the robot gathers items from the health and grocery sections *in any order*; 3) *Subsequently* the robot gathers items from the electronics and pet sections again *without any specific sequence*; 4) *After* delivering all the items to the packing area, the robot *eventually* returns to the dock. The LTL specifications for task 3 are:

$$\begin{aligned} L_1 : \quad \phi(1, 1) &= \diamond(\phi(2, 1) \wedge \diamond\phi(2, 2) \\ &\quad \wedge (\diamond\phi(2, 3) \vee \diamond\phi(2, 4))) \\ L_2 : \quad \phi(2, 1) &= \diamond\pi_{\text{heal}}^{1,1} \wedge \diamond\pi_{\text{groc}}^{1,1} \wedge \diamond\pi_{\text{elec}}^{1,1} \wedge \diamond\pi_{\text{pet}}^{1,1} \\ \phi(2, 2) &= \diamond(\pi_{\text{pack}}^{1,1} \wedge \diamond\pi_{\text{dock}}^{1,1}) \end{aligned} \quad (9)$$



(a) Task network of task 2



(b) Task network of task 3

Fig. 5: Task networks. All nodes have self-loops labelled with  $\top$  and labels are omitted for the sake of simplicity.

$$\phi(2, 3) = \diamond(\pi_{\text{outd}}^{2,2} \wedge \diamond(\pi_{\text{pack}}^{2,2} \wedge \diamond\pi_{\text{dock}}^{2,2}))$$

$$\phi(2, 4) = \diamond(\pi_{\text{outd}}^{3,3} \wedge \diamond(\pi_{\text{pack}}^{3,3} \wedge \diamond\pi_{\text{dock}}^{3,3}))$$

These require that 1) A type 1 robot gathers items from the health, grocery, electronics and pet sections *in any order*; 2) *Either* a type 2 robot *or* a type 3 robot gathers items from the outdoor section; 3) *After* the items are delivered to the packing area, all robots *eventually* return to the dock.

The task networks are shown in Fig. 5. Flat LTL specifications can be found in Eqs. (18) and (19) in Appendix II, respectively. Our method addresses the hierarchical form, while for the flat form, we use [22] for comparative analysis. As far as we know, the only existing method for hierarchical LTL is in [1], but it's unsuitable here for several reasons. First, [1] assumes robots work independently within a flat specification, which does not cover cases requiring coordination between multiple robots, like in  $\phi(3, 1)$  of task 1. Second, that method requires that all sequential sub-tasks in a flat specification must be completed by the same robot. Finally, it does not cater to specifications that explicitly require certain, possibly independent, atomic sub-tasks to be performed by the same robot, as demonstrated in  $\phi(2, 1)$  of task 3 in Eq. (9).

The *length* of a LTL specification is quantified by the number of operators it contains, including both logical and temporal operators [29]. For each task, we compare between the length of the LTL and the size of the NBA, taking into account both the flat and hierarchical forms. These NBAs are built using LTL2BA [36]. In the case of the hierarchical form, the total is the sum of all the specifications. The initial locations for the robots are randomly sampled within the dock, and the runtimes and plan horizons are averaged over 20 runs. The statistical outcomes are displayed in Tab. I. The

task	$l_{\text{flat}}$	$l_{\text{hier}}$	$\mathcal{A}_{\text{flat}}$	$\mathcal{A}_{\text{hier}}$
1	51	<b>35</b>	(387, 13862)	<b>(33, 45)</b>
2	45	<b>19</b>	(12, 63)	<b>(20, 28)</b>
3	35	<b>27</b>	(113, 1891)	<b>(35, 101)</b>
task	$t_{\text{flat}}$	$t_{\text{hier}}$	$c_{\text{flat}}$	$c_{\text{hier}}$
1	126.1±2.7	<b>18.6±0.8</b>	289.3±3.0	<b>237.9±3.5</b>
2	30.8±0.5	<b>23.8±1.3</b>	115.6±1.9	<b>114.9±1.6</b>
3	25.8±1.8	<b>20.1±0.8</b>	148.1±2.1	<b>147.9±1.9</b>

TABLE I: Comparative results of two forms of LTL specifications. The length of LTL specifications is represented by  $l_{\text{flat}}$  and  $l_{\text{hier}}$ , while the size of the NBA is denoted by  $\mathcal{A}_{\text{flat}}$  and  $\mathcal{A}_{\text{hier}}$ , specifying the number of nodes first, followed by the number of edges. The runtimes taken to find the solutions are indicated by  $t_{\text{flat}}$  and  $t_{\text{hier}}$ , and the plan horizons of the solutions are indicated by  $c_{\text{flat}}$  and  $c_{\text{hier}}$ .

hierarchical form of LTL specifications leads to more concise formulas in length and NBAs that are reduced in size with fewer nodes and edges. The reason is that in these three tasks, composite sub-tasks, which can encompass several atomic sub-tasks, have precedence relations between them. While expressing these relationships using flat specifications can be wordy due to the need for pairwise enumeration, using hierarchical LTL allows for a much more succinct representation. The reduction in complexity leads to decreased runtimes and costs, particularly for task 1, where it notably minimizes both the runtimes and horizons.

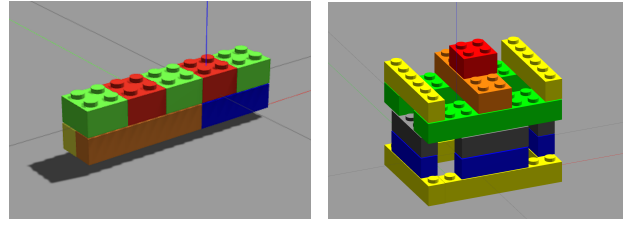
### B. Manipulation Task

Two manipulation arms of the same type are tasked to assemble two LEGO models. Different colored blocks represent different types. To create executable trajectories, we utilize an online planning approach. Upon the completion of a sub-task, thereby freeing an arm, we evaluate the subsequent sub-task in the plan allocated to be executed by this arm. If this sub-task is not preceded by any other ongoing or pending sub-tasks, it will be carried out by this arm. However, if there are preceding sub-tasks that are yet to be completed, the sub-task is deferred until all preceding tasks are finished.

1) *Bin packing*: We use the LEGO model to replicate a bin packing task, as depicted in Fig. 6(a). This task involves two adjacent stacks of bins, with the requirement to pack two stacks *in any order*, ensuring that the second level is packed only *after* the first level for each stack:

$$\begin{aligned}
L_1 : \quad & \phi(1, 1) = \diamond\phi(2, 1) \wedge \diamond\phi(2, 2) \\
L_2 : \quad & \phi(2, 1) = \diamond\phi(3, 1) \wedge \diamond\phi(3, 2) \wedge \neg\phi(3, 2) \mathcal{U} \phi(3, 1) \\
& \phi(2, 2) = \diamond\phi(3, 3) \wedge \diamond\phi(3, 4) \wedge \neg\phi(3, 4) \mathcal{U} \phi(3, 3) \\
L_3 : \quad & \left. \begin{aligned} \phi(3, 1) &= \diamond\pi_{\bullet}^1 \wedge \diamond\pi_{\bullet}^2 \\ \phi(3, 2) &= \diamond\pi_{\bullet}^1 \wedge \diamond\pi_{\bullet}^2 \end{aligned} \right\} \text{1st level of stack 1} \\
& \left. \begin{aligned} \phi(3, 3) &= \diamond\pi_{\bullet}^1 \wedge \diamond\pi_{\bullet}^2 \\ \phi(3, 4) &= \diamond\pi_{\bullet}^1 \wedge \diamond\pi_{\bullet}^2 \end{aligned} \right\} \text{2nd level of stack 1} \\
& \left. \begin{aligned} \phi(3, 5) &= \diamond\pi_{\bullet}^1 \wedge \diamond\pi_{\bullet}^2 \\ \phi(3, 6) &= \diamond\pi_{\bullet}^1 \wedge \diamond\pi_{\bullet}^2 \end{aligned} \right\} \text{1st level of stack 2} \\
& \left. \begin{aligned} \phi(3, 7) &= \diamond\pi_{\bullet}^1 \wedge \diamond\pi_{\bullet}^2 \\ \phi(3, 8) &= \diamond\pi_{\bullet}^1 \wedge \diamond\pi_{\bullet}^2 \end{aligned} \right\} \text{2nd level of stack 2}
\end{aligned}$$

where  $\phi(2, 1)$  and  $\phi(2, 2)$  represent packing two stacks of bins, while  $\pi_{\bullet}$  denotes packing a bin colored  $\bullet$  by any arm.



(a) Bin packing

(b) LEGO model house

Fig. 6: Two LEGO models.

Since both arms are of the same type, the atomic propositions do not carry a superscript to denote the robot type. There is a total of 30 states and 44 edges in the NBAs. It took  $4.9 \pm 0.2$  seconds over 20 runs to generate a task allocation plan.

2) *House model*: The second task involves constructing a complex house model, level by level, as shown in Fig. 6(b). Since the model is symmetric when viewed from the front, each arm essentially handles half of the overall workload. The hierarchical LTL specifications are

$$\begin{aligned}
L_1 : \quad & \phi(1, 1) = \diamond(\phi(2, 1) \wedge \diamond(\phi(2, 2) \wedge \diamond(\phi(2, 3) \\
& \quad \wedge \diamond(\phi(2, 4) \wedge \diamond(\phi(2, 5) \wedge \diamond\phi(2, 6)))))) \\
L_2 : \quad & \phi(2, 1) = \diamond\phi(3, 1) \wedge \diamond\phi(3, 2) \\
& \phi(2, 2) = \diamond\phi(3, 3) \wedge \diamond\phi(3, 4) \\
& \phi(2, 3) = \diamond\phi(3, 5) \wedge \diamond\phi(3, 6) \\
& \phi(2, 4) = \diamond\phi(3, 7) \\
& \phi(2, 5) = \diamond(\phi(3, 8) \wedge \diamond\phi(3, 9)) \\
& \phi(2, 6) = \diamond\phi(3, 10) \\
L_3 : \quad & \left. \begin{aligned} \phi(3, 1) &= \diamond\pi_{\bullet}^1 \wedge \diamond\pi_{\bullet}^2 \\ \phi(3, 2) &= \diamond\pi_{\bullet}^1 \wedge \diamond\pi_{\bullet}^2 \end{aligned} \right\} \text{1st level} \\
& \left. \begin{aligned} \phi(3, 3) &= \diamond(\pi_{\bullet}^1 \wedge \diamond\pi_{\bullet}^1) \\ \phi(3, 4) &= \diamond(\pi_{\bullet}^2 \wedge \diamond\pi_{\bullet}^2) \\ \phi(3, 5) &= \diamond(\pi_{\bullet}^1 \wedge \diamond\pi_{\bullet}^1) \\ \phi(3, 6) &= \diamond(\pi_{\bullet}^2 \wedge \diamond\pi_{\bullet}^2) \end{aligned} \right\} \text{2nd and 3rd levels} \\
& \left. \begin{aligned} \phi(3, 7) &= \diamond\pi_{\bullet}^1 \wedge \diamond\pi_{\bullet}^2 \\ \phi(3, 8) &= \diamond\pi_{\bullet}^1 \wedge \diamond\pi_{\bullet}^2 \\ \phi(3, 9) &= \diamond\pi_{\bullet}^1 \wedge \diamond\pi_{\bullet}^2 \end{aligned} \right\} \text{4th level} \\
& \left. \begin{aligned} \phi(3, 10) &= \diamond\pi_{\bullet}^1 \wedge \diamond\pi_{\bullet}^2 \end{aligned} \right\} \text{5th level} \\
& \left. \begin{aligned} \phi(3, 10) &= \diamond\pi_{\bullet}^1 \wedge \diamond\pi_{\bullet}^2 \end{aligned} \right\} \text{6th level}
\end{aligned} \tag{10}$$

where the identical superscript represents that blocks are assembled by the same arm. For instance, leaf specifications  $\phi(3, 1)$  and  $\phi(3, 2)$  specify the assembly of the 1st level by assigning two yellow blocks to each arm, and  $\phi(3, 10)$  specify that the red block at the top can be assembled by any arm. There is a total of 58 states and 59 edges in the NBAs. It took  $4.8 \pm 0.2$  seconds over 20 runs to generate a task allocation plan.

## V. DISCUSSION AND CONCLUSIONS

In this work, we presented a hierarchical decomposition-based method to address robotic navigation and manipulation tasks as described by hierarchical LTL specifications.

Although our proposed approach demonstrates effectiveness, it falls short in terms of completeness. Consequently, developing an approach that guarantees both completeness and optimality stands as a potential avenue for future research.

#### REFERENCES

- [1] X. Luo and C. Liu, “Simultaneous task allocation and planning for multi-robots under hierarchical temporal logic specifications,” *arXiv preprint arXiv:2401.04003*, 2023.
- [2] G. E. Fainekos, H. Kress-Gazit, and G. J. Pappas, “Temporal logic motion planning for mobile robots,” in *IEEE International Conference on Robotics and Automation (ICRA)*, Barcelona, Spain, 2005, pp. 2020–2025.
- [3] M. Guo and M. M. Zavlanos, “Distributed data gathering with buffer constraints and intermittent communication,” in *2017 IEEE International Conference on Robotics and Automation (ICRA)*. IEEE, 2017, pp. 279–284.
- [4] Y. Kantaros and M. M. Zavlanos, “Distributed intermittent connectivity control of mobile robot networks,” *IEEE Transactions on Automatic Control*, vol. 62, no. 7, pp. 3109–3121, 2017.
- [5] K. He, M. Lahijanian, L. E. Kavraki, and M. Y. Vardi, “Towards manipulation planning with temporal logic specifications,” in *2015 IEEE international conference on robotics and automation (ICRA)*. IEEE, 2015, pp. 346–352.
- [6] M. Luckcuck, M. Farrell, L. A. Dennis, C. Dixon, and M. Fisher, “Formal specification and verification of autonomous robotic systems: A survey,” *ACM Computing Surveys (CSUR)*, vol. 52, no. 5, pp. 1–41, 2019.
- [7] A. Pnueli, “The temporal logic of programs,” in *18th Annual Symposium on Foundations of Computer Science (sfcs 1977)*. IEEE, 1977, pp. 46–57.
- [8] M. Guo and D. V. Dimarogonas, “Multi-agent plan reconfiguration under local LTL specifications,” *The International Journal of Robotics Research*, vol. 34, no. 2, pp. 218–235, 2015.
- [9] J. Tumova and D. V. Dimarogonas, “Multi-agent planning under local LTL specifications and event-based synchronization,” *Automatica*, vol. 70, pp. 239–248, 2016.
- [10] P. Yu and D. V. Dimarogonas, “Distributed motion coordination for multirobot systems under ltl specifications,” *IEEE Transactions on Robotics*, vol. 38, no. 2, pp. 1047–1062, 2021.
- [11] R. Bai, R. Zheng, Y. Xu, M. Liu, and S. Zhang, “Hierarchical multi-robot strategies synthesis and optimization under individual and collaborative temporal logic specifications,” *Robotics and Autonomous Systems*, vol. 153, p. 104085, 2022.
- [12] S. G. Loizou and K. J. Kyriakopoulos, “Automatic synthesis of multi-agent motion tasks based on LTL specifications,” in *43rd IEEE Conference on Decision and Control (CDC)*, vol. 1, The Bahamas, December 2004, pp. 153–158.
- [13] S. L. Smith, J. Tůmová, C. Belta, and D. Rus, “Optimal path planning for surveillance with temporal-logic constraints,” *The International Journal of Robotics Research*, vol. 30, no. 14, pp. 1695–1708, 2011.
- [14] I. Saha, R. Ramaithitima, V. Kumar, G. J. Pappas, and S. A. Seshia, “Automated composition of motion primitives for multi-robot systems from safe LTL specifications,” in *2014 IEEE/RSJ International Conference on Intelligent Robots and Systems*. IEEE, 2014, pp. 1525–1532.
- [15] Y. Kantaros and M. M. Zavlanos, “Stylus\*: A temporal logic optimal control synthesis algorithm for large-scale multi-robot systems,” *The International Journal of Robotics Research*, vol. 39, no. 7, pp. 812–836, 2020.
- [16] X. Luo and M. M. Zavlanos, “Transfer planning for temporal logic tasks,” in *2019 IEEE 58th Conference on Decision and Control (CDC)*. IEEE, 2019, pp. 5306–5311.
- [17] X. Luo, Y. Kantaros, and M. M. Zavlanos, “An abstraction-free method for multirobot temporal logic optimal control synthesis,” *IEEE Transactions on Robotics*, vol. 37, no. 5, pp. 1487–1507, 2021.
- [18] Y. Shoukry, P. Nuzzo, A. Balkan, I. Saha, A. L. Sangiovanni-Vincentelli, S. A. Seshia, G. J. Pappas, and P. Tabuada, “Linear temporal logic motion planning for teams of underactuated robots using satisfiability modulo convex programming,” in *2017 IEEE 56th Annual Conference on Decision and Control (CDC)*. IEEE, 2017, pp. 1132–1137.
- [19] P. Schillinger, M. Bürger, and D. V. Dimarogonas, “Simultaneous task allocation and planning for temporal logic goals in heterogeneous multi-robot systems,” *The International Journal of Robotics Research*, vol. 37, no. 7, pp. 818–838, 2018.
- [20] Y. E. Sahin, P. Nilsson, and N. Ozay, “Multirobot coordination with counting temporal logics,” *IEEE Transactions on Robotics*, 2019.
- [21] K. Leahy, Z. Serlin, C.-I. Vasile, A. Schoer, A. M. Jones, R. Tron, and C. Belta, “Scalable and robust algorithms for task-based coordination from high-level specifications (scratches),” *IEEE Transactions on Robotics*, vol. 38, no. 4, pp. 2516–2535, 2021.
- [22] X. Luo and M. M. Zavlanos, “Temporal logic task allocation in heterogeneous multirobot systems,” *IEEE Transactions on Robotics*, vol. 38, no. 6, pp. 3602–3621, 2022.
- [23] L. Li, Z. Chen, H. Wang, and Z. Kan, “Fast task allocation of heterogeneous robots with temporal logic and inter-task constraints,” *IEEE Robotics and Automation Letters*, 2023.
- [24] J. B. Tenenbaum, C. Kemp, T. L. Griffiths, and N. D. Goodman, “How to grow a mind: Statistics, structure, and abstraction,” *Science*, vol. 331, no. 6022, pp. 1279–1285, 2011.
- [25] A. Camacho, R. T. Icarte, T. Q. Klassen, R. Valen-



- zано, and S. A. McIlraith, “LTL and beyond: Formal languages for reward function specification in reinforcement learning,” in *Proceedings of the 28th International Joint Conference on Artificial Intelligence (IJCAI)*, 2019, pp. 6065–6073.
- [26] Z. Liu, M. Guo, and Z. Li, “Time minimization and online synchronization for multi-agent systems under collaborative temporal logic tasks,” *Automatica*, vol. 159, p. 111377, 2024.
- [27] A. Biere, K. Heljanko, T. Junttila, T. Latvala, and V. Schuppan, “Linear encodings of bounded LTL model checking,” *Logical Methods in Computer Science*, vol. 2, no. 5:5, pp. 1–64, 2006.
- [28] K. Leahy, A. Jones, and C.-I. Vasile, “Fast decomposition of temporal logic specifications for heterogeneous teams,” *IEEE Robotics and Automation Letters*, vol. 7, no. 2, pp. 2297–2304, 2022.
- [29] C. Baier and J.-P. Katoen, *Principles of model checking*. MIT press Cambridge, 2008.
- [30] O. Kupferman and M. Y. Vardi, “Model checking of safety properties,” *Formal Methods in System Design*, vol. 19, no. 3, pp. 291–314, 2001.
- [31] O. Salzman and R. Stern, “Research challenges and opportunities in multi-agent path finding and multi-agent pickup and delivery problems,” in *Proceedings of the 19th International Conference on Autonomous Agents and MultiAgent Systems*, 2020, pp. 1711–1715.
- [32] Z. Chen, J. Alonso-Mora, X. Bai, D. D. Harabor, and P. J. Stuckey, “Integrated task assignment and path planning for capacitated multi-agent pickup and delivery,” *IEEE Robotics and Automation Letters*, vol. 6, no. 3, pp. 5816–5823, 2021.
- [33] Q. Xu, J. Li, S. Koenig, and H. Ma, “Multi-goal multi-agent pickup and delivery,” in *2022 IEEE/RSJ International Conference on Intelligent Robots and Systems (IROS)*. IEEE, 2022, pp. 9964–9971.
- [34] D. Bredström and M. Rönnqvist, “Combined vehicle routing and scheduling with temporal precedence and synchronization constraints,” *European journal of operational research*, vol. 191, no. 1, pp. 19–31, 2008.
- [35] L. Gurobi Optimization, “Gurobi optimizer reference manual,” 2018. [Online]. Available: <http://www.gurobi.com>
- [36] P. Gastin and D. Oddoux, “Fast LTL to büchi automata translation,” in *International Conference on Computer Aided Verification*. Springer, 2001, pp. 53–65.

## APPENDIX I FORMULATION OF TASK ALLOCATION

We first present the concepts of activation and completion times for a sub-task. Subsequently, for a given sub-task  $e$ , we identify three categories of time-related constraints. These constraints are related to either the activation and completion times of a sub-task or the interrelations between different sub-tasks.

*Definition 1.1:* (Activation and completion time of a sub-task or its starting vertex label [22]) For a given sub-task  $e = (v_1, v_2)$ , its activation time (or the activation time of its starting vertex label) is defined as the moment when the vertex label  $\gamma(v_1)$  become satisfied. Similarly, the completion time of a sub-task (or the completion time of its starting vertex label) is determined as the moment when its edge label  $\gamma(v_1, v_2)$  is satisfied (or alternatively, the final moment when its starting vertex label  $\gamma(v_1)$  remains true). The span of a sub-task (or its starting vertex label) is the time period that begins with the activation time and ends with the completion time.

Let  $t_{ep}^-$  and  $t_{ep}^+$  denote the first and last time instants at which the  $p$ -th clause in the starting vertex label of sub-task  $e$  is satisfied, respectively. Considering two atomic sub-tasks  $e$  and  $e'$ , let  $\phi$  and  $\phi'$  be their corresponding leaf specifications. The linear inequality constraints  $\langle 13 \rangle$ ,  $\langle 17 \rangle$ ,  $\langle 18 \rangle$ ,  $\langle 19 \rangle$ ,  $\langle 23 \rangle$ , and  $\langle 25 \rangle$  have been modified to account for the truth of these specifications. These modifications are highlighted in green and are best viewed in the color version. Note that the notations are simplified for ease of understanding.

### A. Temporal constraints associated with one atomic sub-task

Constraint  $\langle 13 \rangle$  captures the relation that the completion time of a sub-task must fall within the duration of its starting vertex label, or precisely one time step subsequent to the completion of this starting vertex label. This is now expressed as:

$$t_{ep}^- \leq t_e + M(1 - b_\phi) \quad (11a)$$

$$t_e \leq t_{ep}^+ + 1 + M(1 - b_p) + M(1 - b_\phi). \quad (11b)$$

The constraints in (11) are activated only if  $b_\phi = 1$  and  $b_p = 1$ , i.e., when the  $p$ -th clause in the vertex label holds true. In such a case, the condition  $t_{ep}^- \leq t_e \leq t_{ep}^+ + 1$  come into effect.

### B. Temporal constraints associated with the completion of the current sub-task and the activation of the sub-task immediately following it

Constraint  $\langle 17 \rangle$  reflects the precedence rule that the current sub-task  $e$  must be completed at most one time step prior to the activation of the immediately subsequent sub-task. This is now reformulated as:

$$t_e + 1 \leq t_{e'} + M(1 - b_{ee'}) + M(1 - b_\phi) + M(1 - b_{\phi'}), \forall e' \prec e, \quad (12)$$

where the binary variable  $b_{ee'}$  is set to 1 if sub-task  $e'$  directly follows sub-task  $e$ . Furthermore, constraint (12) is activated only when both  $b_\phi$  and  $b_{\phi'}$  equal 1, leading to the condition  $t_e + 1 \leq t_{e'}$ .

Constraint  $\langle 18 \rangle$  establishes the transition between sub-tasks. It states that the sub-task  $e'$ , which follows right after sub-task  $e$ , must be activated no more than one time step after the completion of  $e$ . This constraint is now expressed as:

$$t_{e'p}^- \leq t_e + 1 + M(1 - b_{ee'})$$

$$+ M(1 - b_\phi) + M(1 - b_{\phi'}). \quad (13)$$

When  $b_{ee'} = 1$ , indicating that sub-task  $e'$  immediately follows sub-task  $e$ , and additionally, when  $b_\phi = b_{\phi'} = 1$ , the condition  $t_{e'p}^- \leq t_e + 1$  is established.

Constraint (19) implies that two sub-tasks cannot be completed simultaneously, which is now expressed as:

$$b_e^{e'} + b_{e'}^e = 1, \quad (14a)$$

$$M(b_e^{e'} - 1) \leq t_e - t_{e'} + M(1 - b_\phi) + M(1 - b_{\phi'}), \quad (14b)$$

$$t_e - t_{e'} \leq Mb_e^{e'} - 1 + M(1 - b_\phi) + M(1 - b_{\phi'}), \quad (14c)$$

where  $b_e^{e'} = 1$  indicates that sub-task  $e$  is completed after sub-task  $e'$ . When  $b_\phi = b_{\phi'} = 1$ , and if  $b_e^{e'} = 1$ , it follows that  $t_e \geq t_{e'}$ . Meanwhile, if  $b_e^{e'} = 0$ , the condition  $t_{e'} - t_e \leq -1$  applies. Consequently, this leads to the conclusion that  $t_e \geq t_{e'} + 1$ .

*C. Temporal constraints associated with the activation of the first sub-task*

Constraint (23) specifies that if sub-task  $e$  is the first one to be completed and there is no preceding sub-task whose completion triggers  $e$ , then  $e$  must be activated at the beginning. This is now reformulated as:

$$t_{ep}^- \leq M(1 - b_e) + M(1 - b_p) + M(1 - b_\phi). \quad (15)$$

Here,  $b_p$  represents the truth status of the  $p$ -th clause in the starting vertex label of  $e$ , and the binary variable  $b_e = 1$  indicates that sub-task  $e$  is the first to be completed. When  $b_\phi = b_e = b_p = 1$ , it follows that  $t_{ep}^- = 0$ , meaning that  $e$  is activated at the beginning with the  $p$ -th clause in the vertex label being true.

Constraint (25) specifies the specific categories of states from which robots should initiate, which is now expressed as:

$$b_{pq}^{\text{init}} \leq b_p, \quad (16a)$$

$$b_{pq}^{\text{init}} \leq Mb_e + M(1 - b_\phi), \quad (16b)$$

$$b_{pq}^{\text{prior}} \leq b_p, \quad (16c)$$

$$b_{pq}^{\text{prior}} \leq M(1 - b_e) + M(1 - b_\phi). \quad (16d)$$

For the robots engaged in the  $q$ -th positive literal of the  $p$ -th clause in the starting vertex label of sub-task  $e$ , the binary variable  $b_{pq}^{\text{init}}$  indicates that the robots begin from their initial states. Conversely,  $b_{pq}^{\text{prior}}$  indicates that the robots start from their positions following the completion of preceding sub-tasks of  $e$ . If  $b_p = 0$ , it implies no robot is involved in the  $p$ -th clause, leading to  $b_{pq}^{\text{init}} = b_{pq}^{\text{prior}} = 0$ . When  $b_\phi = b_e = 1$  and  $b_p = 1$ , it results in  $b_{pq}^{\text{prior}} = 0$ . This means that if sub-task  $e$  is the first to be completed, the involved robots should begin from their initial states. Conversely, when  $b_\phi = 1$ ,  $b_e = 0$ , and  $b_p = 1$ , it leads to  $b_{pq}^{\text{init}} = 0$ , indicating that if sub-task  $e$  is not the first to be completed, the involved robots should start from their locations after finishing prior sub-tasks of  $e$ .

## APPENDIX II

### FLAT SPECIFICATIONS FOR MRPD TASKS

1) *Task 1:*

$$\begin{aligned} \phi = & \diamond(\pi_{\text{furn}}^{1,1} \wedge \bigcirc(\pi_{\text{furn}}^{1,1} \mathcal{U} \pi_{\text{furn}}^{3,3})) \\ & \wedge \diamond(\pi_{\text{pack}}^{3,3} \wedge \diamond\pi_{\text{dock}}^{3,3}) \wedge \neg\pi_{\text{pack}}^{3,3} \mathcal{U} \pi_{\text{furn}}^{3,3} \\ & \wedge \diamond\pi_{\text{out}}^{1,1} \wedge \diamond\pi_{\text{pet}}^{1,1} \wedge \diamond(\pi_{\text{pack}}^{1,1} \wedge \diamond\pi_{\text{dock}}^{1,1}) \\ & \wedge \neg\pi_{\text{out}}^{1,1} \mathcal{U} \pi_{\text{furn}}^{1,1} \wedge \neg\pi_{\text{out}}^{1,1} \mathcal{U} \pi_{\text{furn}}^{3,3} \\ & \wedge \neg\pi_{\text{pet}}^{1,1} \mathcal{U} \pi_{\text{furn}}^{1,1} \wedge \neg\pi_{\text{pet}}^{1,1} \mathcal{U} \pi_{\text{furn}}^{3,3} \\ & \wedge \neg\pi_{\text{pack}}^{1,1} \mathcal{U} \pi_{\text{out}}^{1,1} \wedge \neg\pi_{\text{pack}}^{1,1} \mathcal{U} \pi_{\text{pet}}^{1,1} \\ & \wedge \diamond\pi_{\text{heal}}^{2,2} \wedge \diamond\pi_{\text{groc}}^{2,2} \wedge \diamond(\pi_{\text{pack}}^{2,2} \wedge \diamond\pi_{\text{dock}}^{2,2}) \\ & \wedge \neg\pi_{\text{groc}}^{2,2} \mathcal{U} \pi_{\text{heal}}^{2,2} \wedge \neg\pi_{\text{pack}}^{2,2} \mathcal{U} \pi_{\text{groc}}^{2,2} \end{aligned} \quad (17)$$

2) *Task 2:*

$$\begin{aligned} \phi = & \diamond\pi_{\text{furn}}^{1,1} \wedge \diamond\pi_{\text{out}}^{1,1} \wedge \diamond\pi_{\text{heal}}^{1,1} \wedge \diamond\pi_{\text{groc}}^{1,1} \\ & \wedge \diamond\pi_{\text{elec}}^{1,1} \wedge \diamond\pi_{\text{pet}}^{1,1} \wedge \diamond(\pi_{\text{pack}}^{1,1} \wedge \diamond\pi_{\text{dock}}^{1,1}) \\ & \wedge \neg\pi_{\text{heal}}^{1,1} \mathcal{U} \pi_{\text{furn}}^{1,1} \wedge \neg\pi_{\text{heal}}^{1,1} \mathcal{U} \pi_{\text{out}}^{1,1} \\ & \wedge \neg\pi_{\text{groc}}^{1,1} \mathcal{U} \pi_{\text{furn}}^{1,1} \wedge \neg\pi_{\text{groc}}^{1,1} \mathcal{U} \pi_{\text{out}}^{1,1} \\ & \wedge \neg\pi_{\text{elec}}^{1,1} \mathcal{U} \pi_{\text{heal}}^{1,1} \wedge \neg\pi_{\text{elec}}^{1,1} \mathcal{U} \pi_{\text{groc}}^{1,1} \\ & \wedge \neg\pi_{\text{pet}}^{1,1} \mathcal{U} \pi_{\text{heal}}^{1,1} \wedge \neg\pi_{\text{pet}}^{1,1} \mathcal{U} \pi_{\text{groc}}^{1,1} \\ & \wedge \neg\pi_{\text{pack}}^{1,1} \mathcal{U} \pi_{\text{elec}}^{1,1} \wedge \neg\pi_{\text{pack}}^{1,1} \mathcal{U} \pi_{\text{pet}}^{1,1} \end{aligned} \quad (18)$$

3) *Task 3:*

$$\begin{aligned} \phi = & \diamond\pi_{\text{heal}}^{1,1} \wedge \diamond\pi_{\text{groc}}^{1,1} \wedge \diamond\pi_{\text{elec}}^{1,1} \wedge \diamond\pi_{\text{pet}}^{1,1} \\ & \wedge \diamond(\pi_{\text{pack}}^{1,1} \wedge \diamond\pi_{\text{dock}}^{1,1}) \\ & \wedge \neg\pi_{\text{pack}}^{1,1} \mathcal{U} \pi_{\text{heal}}^{1,1} \wedge \neg\pi_{\text{pack}}^{1,1} \mathcal{U} \pi_{\text{groc}}^{1,1} \\ & \wedge \neg\pi_{\text{pack}}^{1,1} \mathcal{U} \pi_{\text{elec}}^{1,1} \wedge \neg\pi_{\text{pack}}^{1,1} \mathcal{U} \pi_{\text{pet}}^{1,1} \\ & \wedge \left( \diamond \left( \pi_{\text{out}}^{2,2} \wedge \diamond \left( \pi_{\text{pack}}^{2,2} \wedge \diamond\pi_{\text{dock}}^{2,2} \right) \right) \right) \\ & \vee \left( \pi_{\text{out}}^{3,3} \wedge \diamond \left( \pi_{\text{pack}}^{3,3} \wedge \diamond\pi_{\text{dock}}^{3,3} \right) \right) \end{aligned} \quad (19)$$