

# Formal Verification of Safety Architectures for Automated Driving

Clovis Eberhart<sup>\*†</sup>, Jérémy Dubut<sup>†\*</sup>, James Haydon<sup>\*</sup>, and Ichiro Hasuo<sup>\*§</sup>

<sup>\*</sup>National Institute of Informatics, Tokyo, Japan

<sup>†</sup>National Institute of Advanced Industrial Science and Technology (AIST), Tokyo, Japan

<sup>‡</sup>Japanese-French Laboratory for Informatics, IRL3527, Tokyo, Japan

<sup>§</sup>The Graduate University for Advanced Studies (SOKENDAI), Hayama, Japan

**Abstract**—*Safety architectures play a crucial role in the safety assurance of automated driving vehicles (ADVs). They can be used as safety envelopes of black-box ADV controllers, and for graceful degradation from one ODD to another. Building on our previous work on the formalization of responsibility-sensitive safety (RSS), we introduce a novel program logic that accommodates assume-guarantee reasoning and fallback-like constructs. This allows us to formally define and prove the safety of existing and novel safety architectures. We apply the logic to a pull over scenario and experimentally evaluate the resulting safety architecture.*

## I. INTRODUCTION

Safety of automated driving vehicles (ADVs) is a problem of growing industrial and social interest. New technologies are making ADV technologically feasible; but for social acceptance, their safety should be guaranteed and explained.

In this paper, we pursue *formal verification* of ADV safety, that is, to provide its mathematical proofs. This *logical* approach, compared to *statistical* approaches such as accident statistics and scenario-based testing, offers much stronger guarantees (controllers backed by logical proofs never go wrong).

Moreover, a mathematical proof serves as a detailed record of *safety arguments*, where 1) each reasoning step is mathematically verified, and 2) each assumption is explicated. Thanks to these features, other parties can easily scrutinize those proofs as safety arguments, making them an important *communication medium* in society’s efforts towards accountable ADV safety.

### A. Safety Architecture

Formal verification of real-world ADVs, however, is far from straightforward. This is because of the *modeling problem*: for rigorous mathematical proofs, one needs rigorous *definitions* of all the concepts involved. Such definitions amount to mathematical *modeling* of target systems, which is hard for ADVs due to their complexity.

An effective countermeasure to the modeling problem—advocated e.g. in RSS, see §I-B—is given by *safety architectures*. An example, called the *simplex architecture* [1], [2], is shown in Fig. 1. Here, the *advanced controller* (AC) is a given controller (typically black-box); the *baseline controller* (BC) is a simpler controller which emphasizes safety; and the *decision*

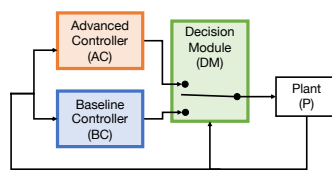


Fig. 1: simplex architecture

*module* (DM) switches between the two controllers. DM uses AC as often as possible. However, when it finds the current situation to be safety critical, it switches to safety-centric BC.

The simplex architecture (Fig. 1) exemplifies one application of safety architectures, namely as *safety envelopes*. Here, BC and DM together form a safety envelope of AC, taking over the control when needed. In particular, a safety proof of the whole system is possible even if AC is a black box—the safety of BC and the plant P, together with the “contract” imposed on AC by DM, is enough. This way, we can confine the modeling problem to a black-box AC and conduct formal verification.

Another important application of safety architectures is *graceful degradation*, that is, a fallback mechanism to limited yet guaranteed safety under hostile environments. Fig. 2 shows what we call the *layered simplex architecture*. Here, BC2 and DM2 together form BC1’s safety envelope; the composite controller (the *layered BC*) forms a safety envelope of AC with DM1. BC1 and DM1 come with stronger guarantees but require stronger assumptions; BC2 and DM2, with weaker guarantees and assumptions, realize graceful degradation. Different assumptions imposed by the two can be thought of as different ODDs.

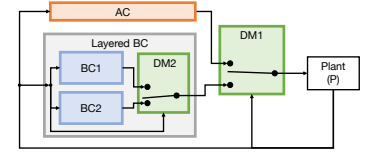


Fig. 2: layered simplexes

Here, BC2 and DM2 together form BC1’s safety envelope; the composite controller (the *layered BC*) forms a safety envelope of AC with DM1. BC1 and DM1 come with stronger guarantees but require stronger assumptions; BC2 and DM2, with weaker guarantees and assumptions, realize graceful degradation. Different assumptions imposed by the two can be thought of as different ODDs.

### B. Responsibility-Sensitive Safety (RSS)

*Responsibility-sensitive safety (RSS)* is a methodology, proposed in [3], for the formal verification of ADV safety. It circumvents the modeling problem by 1) thinking of each vehicle as a black box and 2) imposing a contract, called *RSS rules*, on it. The methodology—in particular, RSS rules as its central construct—has many real-world applications, such as attribution of liability, safety metrics, and regulations and standards. See e.g. [4] for a detailed discussion.

An RSS rule  $(P, \alpha)$  is a pair of an *RSS condition*  $P$  and a *proper response*  $\alpha$  (a specific control strategy). The RSS condition  $P$  must ensure the safety of the execution of  $\alpha$ :

**Lemma I.1** (conditional safety). *The execution of  $\alpha$ , starting in a state where  $P$  is true, is collision-free.*

A mathematical proof of this lemma is widely feasible thanks to the simplicity of  $P$  and  $\alpha$ : they do not mention the internal working of ADVs (see below). This is how RSS enables formal verification of ADVs.

**Example I.2** (one-way traffic [3]). Consider Fig. 3, where the subject vehicle (SV,  $\text{car}_{\text{rear}}$ ) drives behind another car (POV,  $\text{car}_{\text{front}}$ ). The RSS condition is  $P = (x_f - x_r > \text{dRSS}(v_f, v_r))$ , where  $\text{dRSS}(v_f, v_r)$  is the *RSS safety distance*

$$\max\left(0, v_r \rho + \frac{1}{2} a_{\max} \rho^2 + \frac{(v_r + a_{\max} \rho)^2}{2b_{\min}} - \frac{v_f^2}{2b_{\max}}\right). \quad (1)$$

Here  $x_f, x_r$  are positions of the cars,  $v_f, v_r$  are velocities,  $\rho$  is the *response time* for SV,  $a_{\max}$  is the maximum acceleration rate,  $b_{\min}$  is the maximum comfortable braking rate, and  $b_{\max}$  is the maximum emergency braking rate.

The proper response  $\alpha$  dictates SV to engage the maximum comfortable braking (at rate  $b_{\min}$ ) when condition  $P$  is about to be violated. Proving the conditional safety lemma for  $(P, \alpha)$  is not hard. See [3], [5] (informal) and [4] (formal).

The current work builds on one important application of RSS rules, namely their use in the simplex architecture (Fig. 1). The conceptual structure of



Fig. 3: one-way traffic

RSS rules maps naturally to the simplex architecture: AC is an ADV; BC executes a proper response  $\alpha$ ; and DM switches to BC if the RSS condition  $P$  is violated, switching back to AC when  $P$  is robustly satisfied.

### C. Logical Formalization of RSS by the Program Logic dFHL

An RSS rule must be derived for each individual driving scenario. Broad application of RSS requires many such derivations; doing so informally (in a pen-and-paper manner) is not desirable for scalability, maintainability, and accountability.

This is why we pursued the formalization of RSS in [4]. We introduced a logic dFHL—a symbolic framework to write proofs in—extending classic *Floyd–Hoare logic* [6] with differential equations. The logic dFHL derives *Hoare quadruples*  $[P] \alpha [Q] : S$ ;<sup>1</sup> it means that the execution of a *hybrid program*  $\alpha$ , started when a *precondition*  $P$  is true, terminates, makes a *postcondition*  $Q$  true at the end of the execution, and a *safety condition*  $S$  true throughout the execution.

Note that Lem. I.1 of RSS naturally corresponds to the validity of a Hoare quadruple: if we let  $P$  be an RSS condition and  $\alpha$  be a proper response, then  $S$  (expressing collision-freedom) is ensured throughout. Moreover, we can use the postcondition  $Q$  to express the *goal* of  $\alpha$ , such as to stop at a desired position. This extension of RSS, where RSS rules can guarantee not only safety but also goal achievement, is called *GA-RSS* in [4]. To distinguish from GA-RSS, we denote classical RSS by CA-RSS for *collision-avoiding RSS*.

Another major benefit of dFHL is *compositional* reasoning. We devised in [4] a workflow in which a complex scenario is split into simpler subscenarios, and RSS rules are derived in a divide-and-conquer manner.

<sup>1</sup>In [4] we used delimiters  $\{P\} \alpha \{Q\} : S$  for Hoare quadruples. We use  $[_-]$  in this paper to emphasize their *total correctness* semantics (Def. III.1).

As a case study, in [4], we derived an RSS rule for the *pull over* scenario, shown in Fig. 4. Thus we extended the application domain of RSS to such complex scenarios.

### D. This Work: Formal Verification of Safety Architectures

In this paper, we extend dFHL [4] and introduce the logic dFHL<sup>↓</sup> called *differential Floyd–Hoare logic with interruptions*, for the purpose of proving that safety architectures are indeed safe. Using dFHL<sup>↓</sup>, we address the following questions. (On safety envelopes) Let  $(P, \alpha)$  be an RSS rule that is safe (Lem. I.1). Can we prove that the simplex architecture, using  $P, \alpha$  as DM and BC, is indeed safe? (On graceful degradation) Let  $(P_1, \alpha_1)$  and  $(P_2, \alpha_2)$  be RSS rules. How exactly should we use them to form the layered simplex architecture (Fig. 2)? What safety guarantee is provided under what assumption? Can we give mathematical proofs for such guarantees that are *compositional*, that is, can they be easily obtained by combining proofs of Lem. I.1 for the two RSS rules?

The new logic dFHL<sup>↓</sup> has the following major departures from dFHL. Firstly, dFHL<sup>↓</sup> derives *Hoare quintuples*

$$A : [P] \alpha [Q] : G. \quad (2)$$

The components  $A, G$  are called an *assumption* and a *guarantee*, respectively, and accommodate assume-guarantee type reasoning typical in safety architectures. Comparing to Hoare quadruples  $[P] \alpha [Q] : S$  in [4], the safety condition  $S$  (that must hold throughout  $\alpha$ 's execution) is split into an *assumption throughout* ( $A$ ) and a *guarantee throughout* ( $G$ ).

Secondly, as part of *hybrid programs* that we use to model driving situations in dFHL<sup>↓</sup>, we introduce the construct  $\alpha \downarrow A$  (“ $\alpha$  as long as  $A$ ”); this executes the program  $\alpha$  while the condition  $A$  is true, and halts otherwise. This construct, introduced as a suitable syntactic sugar (Def. II.3), turns out to be expressive enough for the safety architectures of our interest. In particular, the following constructs can be expressed:  $\alpha \xrightarrow{A} \beta$  (the *fallback* of  $\alpha$  on  $\beta$ , Def. II.4) and  $\alpha \xleftrightarrow{A, B} \beta$  (the *simplex* of  $\alpha$  and  $\beta$  with switching by  $A, B, C$ , Rem. V.2).

Thirdly, we develop a novel semantical foundation of Hoare quintuples which, unlike in [4], requires explicit modeling of continuous dynamics (needed for accommodating assumptions  $A$ ). This allows us to formulate *derivation rules* for Hoare quintuples regarding  $\alpha \downarrow A$ ,  $\alpha \xrightarrow{A} \beta$ , and  $\alpha \xleftrightarrow{A, B} \beta$ . These rules come in *strong* and *weak* versions: the strong is used when the original assumption holds throughout and thus no fallback is needed (i.e. under *stronger* assumptions); the weak one addresses the other cases (i.e. under *weaker* assumptions).

Our main case study is about a safety envelope with graceful degradation for the *pull over* scenario (Fig. 4). It uses two RSS rules. The RSS rule we derived in [4]—called the (goal-aware) *GA-RSS* rule—guarantees safety and goal achievement (i.e. reaching the stopping position), but it comes under the constant-speed assumption on principal other vehicles (POVs). In case POVs change their speed, we use the RSS rule from [3] (the (collision-avoiding) *CA-RSS* rule, Example I.2), giving up the goal-achievement guarantee. We present the

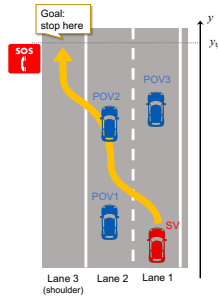


Fig. 4: pull over

layered simplex architecture (Fig. 2) that combines the two rules, and prove its *strong* and *weak* guarantees. The proof is compositional, using the guarantees of the two rules. We present the implementation of the layered simplexes; we show that it ensures safety, and achieves the goal when possible.

### E. Contributions

We provide a theoretical framework for proving that safety architectures are indeed safe, emphasizing their application to safety envelopes and graceful degradation. Technically: 1) We extend dFHL [4] for RSS [3] and introduce a logic dFHL<sup>↓</sup>. It accommodates assume-guarantee reasoning by *Hoare quintuples*  $A : [P] \alpha [Q] : G$ . 2) We introduce the program construct  $\alpha \downarrow A$  (“ $\alpha$  as long as  $A$ ”), from which fallbacks  $\alpha \xrightarrow{A} \beta$  and simplexes  $\alpha \xrightarrow{C} \beta$  can be expressed. 3) We introduce derivation rules for those constructs. We prove them sound with respect to their rigorous semantics, which is also our contribution. 4) As a case study, we present the layered simplex architecture (Fig. 2) for the pull over scenario (Fig. 4), for which we prove “strong” and “weak” guarantees. 5) We implemented, and experimentally evaluated, the layered simplexes.

### F. Related and Future Work

Using RSS in safety architectures is advocated in the literature, e.g. [7]. Ours is the first to formally prove their safety.

There are some extensions of RSS. They study 1) parameter selection for balancing safety and progress [8], 2) an empirical safeguard layer in addition to RSS [7], 3) extension to unstructured traffic [9], and 4) swerves as evasive maneuvers [10]. Among these, the additional layer approach in [7] is the closest to the current work: it studies the question “what if the original assumption is violated,” as we do for graceful degradation. A big difference, however, is that our layered simplexes are formally verified while the empirical extra layer in [7] is not.

Formal verification of ADV safety is pursued in e.g. [11], [12]. These works adopt much more fine-grained modeling compared to the current work and [4]; a price for doing so seems to be scalability and flexibility.

We can easily speculate that the application domain of the current work does not restrict to ADVs. In fact, for our previous work [4] already, there have been interests from robotics and the drone industry. We will pursue such broader applications.

## II. HYBRID PROGRAMS

In this section, we define the syntax of dFHL<sup>↓</sup> (*differential Floyd-Hoare logic with interruptions*), which is similar to that of dFHL [4]. We then define its semantics in terms of valid traces, which correspond to program executions.

### A. Syntax

Definitions up to Def. II.2 mostly come from [4], but they are refined to address environmental nondeterminism. We highlight the differences from [4] when introducing the notions.

**Definition II.1** (terms, assertions). A *term* is a rational polynomial on a fixed infinite set  $V$  of variables. *Assertions* are

generated by the grammar  $A, B ::= \text{true} \mid \text{false} \mid e \sim f \mid A \wedge B \mid A \vee B \mid \neg A \mid A \Rightarrow B$ , where  $e, f$  are terms and  $\sim \in \{=, \leq, <, \neq\}$ .

An assertion can be *open* or *closed* (or both, or none). The exact definition can be found in [4] and the only thing relevant here is that open assertions describe open subsets of  $\mathbb{R}^V$ .

We stick to polynomial terms for simplicity of presentation, but it is possible to extend the syntax of terms (see [4]).

**Definition II.2** (programs). We assume that the set of variables  $V = V_C \sqcup V_P \sqcup V_E$  is the disjoint union of  $V_C$  (cyber variables),  $V_P$  (physical variables), and  $V_E$  (environment variables).

*Hybrid program* (or *programs*) are generated by the grammar

$$\alpha, \beta ::= \text{skip} \mid x := e \mid \alpha; \beta \mid \text{if } (A) \{ \alpha \} \text{ else } \{ \beta \} \mid \text{dwhile } (A) \{ \dot{\mathbf{x}} = \mathbf{f} \} \mid \text{while } (A) \{ \alpha \}$$

In  $x := e$ ,  $x$  is a cyber variable. In  $\text{dwhile } (A) \{ \dot{\mathbf{x}} = \mathbf{f} \}$ ,  $\mathbf{x}$  and  $\mathbf{f}$  are lists of the same length, respectively of (distinct) physical variables and terms, and we require that  $A$  is open. We abbreviate  $\text{if } (A) \{ \alpha \} \text{ else } \{ \text{skip} \}$  as  $\text{if } (A) \{ \alpha \}$ .

The decomposition of  $V$  into three sets differs from [4] and allows a better characterization of the nondeterminism that can happen in a program: physical variables can only change continuously, while cyber variables can also change discontinuously, and environment variables can change even more drastically (see  $\text{dwhile}$  in §II-B for more details).

The following program construct is central to our formal analysis of safety architectures. The program  $\alpha \downarrow A$  starts the execution of  $\alpha$  and continues *as long as* the assertion  $A$  is true. The execution is interrupted (even if it is not yet completed) once  $A$  is violated. Note that this is different from  $\text{while } (A) \{ \alpha \}$  where  $\alpha$  is repeatedly executed and the check of  $A$  is done between these executions.

**Definition II.3** ( $\alpha \downarrow A$ , “ $\alpha$  as long as  $A$ ”). Let  $A$  be an open assertion. For each program  $\alpha$ , we recursively define the program  $\alpha \downarrow A$  as the following syntactic sugar.

$$\begin{aligned} \text{skip} \downarrow A &\equiv \text{skip} & (x := e) \downarrow A &\equiv \text{if } (A) \{ x := e \} \\ (\alpha; \beta) \downarrow A &\equiv \text{if } (A) \{ \alpha \downarrow A; \text{if } (A) \{ \beta \downarrow A \} \} \\ \text{if } (C) \{ \alpha \} \text{ else } \{ \beta \} \downarrow A &\equiv \text{if } (C) \{ \alpha \downarrow A \} \text{ else } \{ \beta \downarrow A \} \\ \text{dwhile } (C) \{ \dot{\mathbf{x}} = \mathbf{f} \} \downarrow A &\equiv \text{dwhile } (A \wedge C) \{ \dot{\mathbf{x}} = \mathbf{f} \} \\ \text{while } (C) \{ \alpha \} \downarrow A &\equiv \text{while } (A \wedge C) \{ \alpha \downarrow A \} \end{aligned}$$

The following program is a basic brick we use to define some safety architectures. It executes  $\alpha$  as long as  $C$  is true. If  $C$  holds all the time, then  $\alpha$  is executed to completion, and the program stops if  $D$  holds. If  $D$  does not hold at the end of execution, or  $C$  is violated and the execution of  $\alpha$  is interrupted, and  $\beta$  starts executing as a fallback.

**Definition II.4** ( $\alpha \xrightarrow{A} \beta$ , fallback). Let  $A$  be an open assertion. The program  $\alpha \xrightarrow{A} \beta$ , called the *fallback* of  $\alpha$  on  $\beta$  if not  $A$ , is introduced as the following syntactic sugar:

$$\alpha \xrightarrow{A} \beta \equiv (\alpha \downarrow A); \text{if } (\neg(A \wedge B)) \{ \beta \}.$$

We write  $\alpha \xrightarrow{A} \beta$  for  $\alpha \xrightarrow{A} \beta$  when  $B \equiv \top$ .

## B. Semantics

In this section, we define a semantics for dFHL<sup>↓</sup>. Contrary to [4], which describes a small-step reduction semantics, here we describe a program's semantics in terms of its traces, in the style of LTL [13], which is needed for this new semantics.

**Definition II.5** (store). A *store* is a function  $\rho: V \rightarrow \mathbb{R}$  from variables to reals. *Store update*  $\rho[x \rightarrow v]$ ; it maps  $x$  to  $v$  and any other variable  $x'$  to  $\rho(x')$ . The *value*  $\llbracket e \rrbracket_\rho$  of a term  $e$  in a store  $\rho$  is a real defined as usual by induction on  $e$  (see for example [14, Section 2.2]). The *satisfaction* relation  $\rho \models A$  between stores and dFHL assertions is also defined as usual (see [14, Section 2.3]). We write  $\rho \sim \rho'$  when  $\forall x \in V_C \sqcup V_P, \rho(x) = \rho'(x)$ .

**Definition II.6** (trace). A *trace* is a (finite or infinite) sequence  $\sigma = ((t_0, h_0), (t_1, h_1), \dots)$  of pairs, where  $t_i \in \mathbb{R}_{\geq 0}$  and  $h_i: [0, t_i] \rightarrow \mathbb{R}^V$  is a continuous function. If  $\sigma$  above is a sequence of length  $n \in \bar{\mathbb{N}} = \mathbb{N} \cup \{+\infty\}$ , we write  $\text{dom}(\sigma) \equiv \{(i, t) \mid i < n + 1, t \leq t_i\}$ ,  $\sigma(i) = h_i$  and  $\sigma(i, t) = h_i(t)$  for  $(i, t) \in \text{dom}(\sigma)$ . Given  $\sigma$  of finite length  $n$ , we define the *ending state*  $\text{end}(\sigma) \in \mathbb{R}^V$  as  $\sigma(n, t_n)$ . Given an assertion  $C$ , we define  $\sigma \models C$  as for all  $(i, t) \in \text{dom}(\sigma)$ ,  $\sigma(i, t) \models C$ . We denote by  $\delta_\rho$  the trace  $((0, f_\rho))$ , where  $f_\rho(0) = \rho$ . Given  $\sigma$  as above and  $(i, t) \in \text{dom}(\sigma)$ , we define  $\sigma_{|i,t} = ((t_0, h_0), \dots, (t_{i-1}, h_{i-1}), (t, h_{|i,t}))$ . The concatenation of a finite trace  $\sigma$  and a trace  $\sigma'$  is  $\sigma \cdot \sigma'$ . Similarly,  $\odot_{i=0}^n \sigma_i$  is the concatenation of traces  $\sigma_0, \dots, \sigma_n$ , where all are finite (except maybe  $\sigma_n$ ), and  $\odot_{i=0}^+ \sigma_i$  the concatenation of finite  $\sigma_0, \sigma_1, \dots$ .

The following definition of valid traces of a program departs from the standard definition [4], [15]. We need this change to accommodate environmental assumptions; see §III. The main difference is that our traces record all the continuous dynamics, instead of recording a discrete set of stores that occur within.

The basic intuition is that the traces of a program  $\alpha$  can be thought of as traces of  $\alpha$  in the traditional sense, but where environment variables can be changed at any time during dwhiles by an unspecified program (the environment).

**Definition II.7** (trace semantics). We say a trace  $\sigma$  is *valid* for a program  $\alpha$  from store  $\rho$ , denoted  $\rho, \sigma \models \alpha$ , if the following holds (by induction on  $\alpha$ ):

- $\rho, \delta_\rho \models \text{skip}$  and  $\rho, \delta_{\rho[x \rightarrow \llbracket e \rrbracket_\rho]} \models x := e$ .
- $\rho, \sigma \models \alpha; \beta$  iff either  $\sigma$  is infinite and  $\rho, \sigma \models \alpha$ ; or  $\sigma = \sigma_1 \cdot \sigma_2$  where  $\rho, \sigma_1 \models \alpha$  and  $\text{end}(\sigma_1), \sigma_2 \models \beta$ .
- $\rho, \sigma \models \text{if}(C) \{ \alpha \} \text{ else } \{ \beta \}$  iff either  $\rho \models C$  and  $\rho, \sigma \models \alpha$ ; or  $\rho \not\models C$  and  $\rho, \sigma \models \beta$ .
- $\rho, \sigma \models \text{dwhile}(C) \{ \dot{x} = f \}$  iff either  $\rho \not\models C$  and  $\sigma = \delta_\rho$ ; or  $\rho \models C$  and there exists  $n \in \bar{\mathbb{N}}$  such that  $\sigma = ((t_i, h_i))_{i < n}$ , and 1) for all  $i < n$ ,  $h_{i|_x}$  is differentiable, its derivative is  $h'_{i|_x}(t) = \llbracket f \rrbracket_{h_i(t)}$  for all  $0 \leq t \leq t_i$ ,  $h_i(x)$  is constant for other  $x \in V_C \cup V_P$ , and  $h_i(0) \sim h_{i-1}(t_{i-1})$ , 2) for all  $(i, t) \in \text{dom}(\sigma)$ , if  $(i, t) < (n-1, t_{n-1})$ , then  $h_i(t) \models C$  (if  $n \neq +\infty$ ), and 3)  $h_{n-1}(t_{n-1}) \not\models C$  (if  $n \neq +\infty$ ), where  $h_{-1}(t_{-1}) = \rho$ , and  $+\infty - 1 = +\infty$ .
- $\rho, \sigma \models \text{while}(C) \{ \alpha \}$  iff either  $\rho \not\models C$  and  $\sigma = \delta_\rho$ ; or  $\rho \models C$  and there exists  $n \in \bar{\mathbb{N}}$  such that 1)  $\sigma = \odot_{i=0}^n \sigma_i$ ,

- 2) for all  $i < n$ ,  $h_{i-1}(t_{i-1}), \sigma_i \models \alpha$  and  $h_i(t_i) \models C$ , and
- 3) for  $n \neq +\infty$ ,  $h_n(t_n) \not\models C$ .

**Definition II.8** (incomplete traces). An infinite trace of the form  $((t_i, h_i))_{i \in \mathbb{N}}$  with all  $t_i > 0$  induces a function  $h: [0, \sum_i t_i] \rightarrow \mathbb{R}^V$  by for all  $\sum_{i \leq n} t_i \leq s < \sum_{i \leq n+1} t_i$ ,  $h(s) = h_n(s - \sum_{i \leq n} t_i)$ . We say that a valid trace for  $\alpha$  from  $\rho$  of the form  $\sigma \cdot ((t_1, h_1), \dots, (t_n, h_n))$  with  $\sum_i t_i < +\infty$  is *incomplete* if there is a valid trace of the form  $\sigma \cdot (t', h') \cdot \sigma'$  where  $t' \geq \sum_i t_i$  and for all  $s < \sum_i t_i$ ,  $h(s) = h'(s)$ .

**Example II.9** (one-way traffic, modelling). In this scenario, two vehicles are in the situation described in Fig. 3. We want to prove that, if the lead vehicle keeps its speed above some fixed  $v_{\min} > 0$ , then SV can reach a fixed target  $x_{\text{tgt}}$  while avoiding collisions. Otherwise, we can still avoid collisions.

In this scenario,  $x, x_{\text{POV}}, v$ , and  $v_{\text{POV}}$  are physical variables, and  $a_{\text{POV}}$  is an environment variable. The programs of interest are  $\alpha$  and  $\beta$ , which are defined as follows:

$$\begin{aligned} \delta_{\text{brake}} &\equiv \{ \dot{x} = v, \dot{v} = -b_{\min}, \dot{x}_{\text{POV}} = v_{\text{POV}}, \dot{v}_{\text{POV}} = a_{\text{POV}} \}, \\ \delta_{\text{cruise}} &\equiv \{ \dot{x} = v, \dot{v} = 0, \dot{x}_{\text{POV}} = v_{\text{POV}}, \dot{v}_{\text{POV}} = a_{\text{POV}} \}, \\ \alpha &\equiv \left[ \text{dwhile}(v > v_{\min} \wedge x < x_{\text{tgt}}) \{ \delta_{\text{brake}} \}; \right. \\ &\quad \left. \text{dwhile}(x < x_{\text{tgt}}) \{ \delta_{\text{cruise}} \}; \text{dwhile}(v > 0) \{ \delta_{\text{brake}} \} \right], \\ \beta &\equiv \text{dwhile}(v > 0) \{ \delta_{\text{brake}} \}. \end{aligned}$$

When POV keeps its velocity above  $v_{\min}$  at all times, then we execute  $\alpha$ . Otherwise, we execute  $\beta$ . The whole behavior of the system is thus modeled as the fallback  $\alpha \rightarrow_C \beta$ , where  $C \equiv (v_{\text{POV}} > v_{\min})$ .

## III. HOARE QUINTUPLES

### A. Correctness

The classic notion of Hoare triples [6]—specifying programs' input and output behaviors—has been extended to Hoare quadruples [4] to incorporate a global safety condition and continuous dynamics. We introduce Hoare quintuples, which further refine Hoare quadruples by splitting global safety into a global assumption and a global guarantee.

**Definition III.1** (Hoare quintuple). A *Hoare quintuple*  $A : [P] \alpha [Q] : G$  consists of assertions  $A, P, Q, G$  and a program  $\alpha$ , delimited as shown. It is *totally correct* (or simply *correct*) if, for all stores  $\rho \models P$  and traces  $\sigma = ((t_i, h_i))_{i < n}$  valid for  $\alpha$  from  $\rho$ , then 1) *termination*: if  $\sigma \models A$ , then  $\sigma$  is either finite or incomplete, 2) *postcondition*: if  $\sigma$  is finite, then  $\text{end}(\sigma) \models Q$ , 3) *safety*: for all  $(i, t) \in \text{dom}(\sigma)$ , if  $\sigma_{|i,t} \models A$ , then  $\sigma_{|i,t} \models G$ .

This definition slightly differs from that of [4]. First, since the language is nondeterministic, there are several possible traces of  $\alpha$ , and we ask that all of them terminate (except for incomplete traces). Secondly, it differentiates between global assumptions and global guarantees. This makes the roles of Env and Safe in [4, Section III] clearer: while they were both treated as part of the safety condition in [4], the former is an assumption while the second is a guarantee.

**Example III.2** (one-way traffic, specification). Here, we want to formally specify the desired behavior of Example II.9. We

start with the assumptions under which the scenario must run. The weaker assumption, which does not require the lead vehicle to have a speed above  $v_{\min}$  is  $A' \equiv (-b_{\min} < a_{\text{POV}} < a_{\max} \wedge v_{\text{POV}} \geq 0)$ . The stronger assumption is  $A \equiv A' \wedge (v_{\text{POV}} > v_{\min})$ . The goal under  $A'$  is to stop, formalized as  $Q' \equiv (v = 0)$ ; and the goal under  $A$  is  $Q \equiv Q' \wedge (x \geq x_{\text{tgt}})$ . In both cases, the guarantee is to avoid collision, formalized as  $G \equiv (x < x_{\text{POV}})$ . Finally, the essence of RSS is that it provides a precondition under which we can avoid collisions, namely  $P \equiv (x_{\text{POV}} - x > \text{dRSS}(v_{\text{POV}}, v) \wedge v > 0)$ . The Hoare quintuples that we want to show correct are thus:

$$A : [P] \alpha \xrightarrow{C} \beta [Q] : G \quad A' : [P] \alpha \xrightarrow{C} \beta [Q'] : G. \quad (3)$$

### B. Hoare Rules

We present logical rules to derive correct Hoare quintuples. They are listed in Fig. 5. In such a rule, hypotheses are listed above the horizontal line and the conclusion below it. The rules are similar to those in [4]. Besides natural adaptation from quadruples to quintuples, the only major change is (DW), which includes new hypotheses. It requires that none of the variables in  $e_{\text{inv}}, e_{\text{var}}, e_{\text{ter}}$  are in  $V_E$ . This ensures that changes in environment variables, which are nondeterministic, cannot change the values of these terms, thus ensuring that the dwhile terminates by the same argument as in [4].

**Theorem III.3** (soundness). *For all rules in Figure 5, if the premises are correct, then so is the conclusion.*

To model safety architectures, we are especially interested in Hoare rules for the fallback construction  $\alpha \rightarrow_C \beta$ .

#### 1) Combining Guarantees under a Strong Assumption:

**Definition III.4.** Given a (finite or infinite) trace  $\sigma$ , such that  $\sigma \not\models C$ , let  $(i, t) \in \text{dom}(\sigma)$  be the smallest index such that  $\sigma(i, t) \not\models C$ . We define the finite trace  $\sigma \downarrow C \equiv \sigma|_{i, t}$ .

**Lemma III.5** (strong as-long-as rule). *This rule is correct:*

$$\frac{A : [P] \alpha [Q] : G \wedge C}{A : [P] \alpha \downarrow C [Q] : G.} (\downarrow_s)$$

Since  $C$  is guaranteed by  $\alpha$ , no trace of  $\alpha$  under  $A$  can be interrupted. Therefore,  $\alpha \downarrow C$  behaves like  $\alpha$ .

**Lemma III.6** (Hoare rule for  $\alpha \xrightarrow{C} \beta$  under strong assumption). *If  $A : [P] \alpha [Q] : G \wedge C$  is correct and  $A \wedge Q \Rightarrow G$  then  $A : [P] \alpha \xrightarrow{C} \beta [Q] : G$  is also correct.*

Like for Lem. III.5, since  $C$  is a guarantee of  $\alpha$ ,  $\alpha$  is not interrupted, and thus  $\alpha \rightarrow_C \beta$  behaves like  $\alpha$ . The condition  $A \wedge Q \Rightarrow G$  can always be satisfied: using rule  $(\Rightarrow)$ , we can always assume that this condition is true.

2) *Combining Guarantees under a Weak Assumption:* The following definition is used to characterize the behavior of  $\alpha \downarrow C$  from that of  $\alpha$  when the assumption does not imply  $C$ .

**Definition III.7** (interruption-extension). We say that assertion  $D$  is an *interruption-extension* (*int-ext* for short) of assertion  $C$  for program  $\alpha$  from assertion  $P$  along assertion  $A$  if, for all  $\rho \models P$ ,  $\sigma$  valid for  $\alpha$  from  $\rho$ , and  $(i, t) \in \text{dom}(\sigma)$ , if for all

$(i', t') \in \text{dom}(\sigma)$  such that  $(i', t') < (i, t)$ ,  $\sigma(i', t') \models A \wedge C$ , and  $\sigma(i, t) \models A$ , then  $\sigma(i, t) \models D$ .

This definition resembles the *safety* part of correctness in Def. III.1 and states that, if  $C$  holds during the execution of  $\alpha$ , except maybe at the end, then  $D$  holds at the end.

**Lemma III.8** (weak as-long-as rule). *This rule is correct:*

$$\frac{A \wedge C : [P] \alpha [Q] : G}{A : [P] \alpha \downarrow C [(Q \wedge C) \vee (D \wedge \neg C)] : D} (\downarrow)$$

where  $D$  is an int-ext of  $G \wedge C$  for  $\alpha$  from  $P$  along  $A$ .

The intuition is as follows. If  $C$  holds at all times, then  $\alpha$  is not interrupted, and the assumption of this rule applies, so  $Q$  and  $G$  can be guaranteed. Otherwise  $\alpha$  is interrupted, in which case, the assumption guarantees that  $C$  and  $G$  are true at all times except at the very last time. By definition of an int-ext,  $D$  is then guaranteed at all times.

**Lemma III.9** (Hoare rule for  $\alpha \xrightarrow{C} \beta$  under weak assumption). *If:  $A : [P] \alpha [Q] : G$  and  $A' : [P'] \beta [Q'] : G'$  are correct,  $E$  is an int-ext of  $G \wedge C$  for  $\alpha$  from  $P$  along  $A'$ ,  $E \Rightarrow P' \wedge G'$ ,  $Q \Rightarrow Q'$ , and  $A' \wedge C \Rightarrow A$ , and  $Q' \Rightarrow G'$ , then  $A' : [P] \alpha \xrightarrow{C} \beta [Q'] : G'$  is correct.*

Contrary to Lem. III.6,  $\alpha$  may be interrupted. Intuitively, either  $C$  holds at all times, in which case the assumptions ensure  $Q$  and  $G$ , which can be weakened to  $Q'$  (using  $Q \Rightarrow Q'$ ) and  $G'$  (using  $G \wedge C \Rightarrow E$  and  $E \Rightarrow G'$ ). Otherwise,  $\alpha$  is interrupted, and we can only ensure that  $D$  holds. It is then crucial that  $E \Rightarrow P'$  to ensure that after  $\alpha$  the system ends in a state from which  $\beta$  can ensure  $Q'$  and  $G'$ . As for Lem. III.6, we can always assume that  $Q' \Rightarrow G'$  holds.

**Example III.10** (one-way traffic, proving). We want to prove that the Hoare quintuples in (3) are correct. First, we prove the Hoare quintuples  $A : [P] \alpha [Q] : G'$  and  $A' : [G'] \beta [Q'] : G'$ , where  $G' \equiv (x_{\text{POV}} - x > \text{dRSS}(v_{\text{POV}}, v))$  is a strengthening of  $G$ . The proof that such Hoare quintuples are correct is too long for the paper and strongly resembles the proof in [4, Appendix A], which involves using the RSS distance as an explicit invariant. We then simply use Lem. III.6 and Lem. III.9 (with  $E \equiv G'$ ) to prove the quintuples in (3).

3) *Safety of Advanced Controllers:* Here, we consider a general *advanced controller*  $AC$ , modeled as a program  $\alpha$ , whose behavior is unknown and thus does not come with any guarantees. We want to make this controller safe by coupling it with a *baseline controller*  $BC$ , modeled as a program  $\beta$  for which we assume some safety guarantee. Our goal is to design switching conditions  $C$  and  $D$  such that  $\alpha \xrightarrow{C} \beta$  satisfies a guarantee similar to that of  $BC$ .

Since  $\alpha$  is general,  $C$  has to be designed in such a way that: 1)  $G$  holds during the whole execution of  $\alpha \downarrow C$ , 2) when  $C$  is violated,  $P$  holds (so that  $\beta$  can be run with some guarantee).

**Lemma III.11** (safety of an advanced controller). *If  $A : [T] \alpha [T] : \top$  and  $A : [P] \beta [Q] : G$  are correct and*

$$\begin{array}{c}
\frac{A \wedge P \Rightarrow Q \wedge G}{A : [P] \text{ skip } [Q] : G} \text{ (SKIP)} \quad \frac{}{A : [\perp] \alpha [Q] : G} (\perp) \quad \frac{A : [P] \alpha [Q] : G \quad A : [Q] \beta [R] : G}{A : [P] \alpha; \beta [R] : G} \text{ (SEQ)} \quad \frac{A : [P \wedge C] \alpha [Q] : G \quad A : [P \wedge \neg C] \beta [Q] : G}{A : [P] \text{ if } (C) \{ \alpha \} \text{ else } \{ \beta \} [Q] : G} \text{ (IF)} \\
\\
\frac{}{A : [Q[e/x]] \ x := e \ [Q] : Q \vee Q[e/x]} \text{ (ASSIGN)} \quad \frac{A : [P \wedge C \wedge e_{\text{var}} \gtrsim 0 \wedge e_{\text{var}} = x] \ \alpha \ [P \wedge e_{\text{var}} \gtrsim 0 \wedge e_{\text{var}} \leq x - 1] : G}{A : [G \wedge P \wedge e_{\text{var}} \gtrsim 0] \text{ while } (C) \{ \alpha \} [P \wedge \neg C \wedge e_{\text{var}} \gtrsim 0] : G} \text{ (W)} \\
\\
\frac{\begin{array}{l} \text{inv: } A \wedge e_{\text{var}} \geq 0 \wedge e_{\text{inv}} \sim 0 \Rightarrow \mathcal{L}_{\mathbf{x}=\mathbf{f}} e_{\text{inv}} \simeq 0 \\ \text{var: } A \wedge e_{\text{var}} \geq 0 \wedge e_{\text{inv}} \sim 0 \Rightarrow \mathcal{L}_{\mathbf{x}=\mathbf{f}} e_{\text{var}} \leq e_{\text{ter}} \\ \text{ter: } A \wedge e_{\text{var}} \geq 0 \wedge e_{\text{inv}} \sim 0 \Rightarrow \mathcal{L}_{\mathbf{x}=\mathbf{f}} e_{\text{ter}} \leq 0 \end{array} \quad \begin{array}{l} \mathbf{Var}(e_{\text{inv}}) \cap V_E = \emptyset \\ \mathbf{Var}(e_{\text{var}}) \cap V_E = \emptyset \\ \mathbf{Var}(e_{\text{ter}}) \cap V_E = \emptyset \end{array}}{A : [e_{\text{inv}} \sim 0 \wedge e_{\text{var}} \geq 0 \wedge e_{\text{ter}} < 0] \text{ dwhile } (e_{\text{var}} > 0) \{ \mathbf{x} = \mathbf{f} \} [e_{\text{var}} = 0] : e_{\text{inv}} \sim 0 \wedge e_{\text{var}} \geq 0} \text{ (DW)} \quad \frac{A : [P] \alpha [Q] : G \quad P' \wedge A' \wedge G \Rightarrow P \quad G \Rightarrow G' \quad Q \wedge A' \wedge G \Rightarrow Q' \quad A' \Rightarrow A}{A' : [P'] \alpha [Q'] : G'} (\Rightarrow)
\end{array}$$

Fig. 5: Hoare derivation rules for dFHL<sup>↓</sup>

$G \wedge (P \vee (C \wedge D))$  is an int-ext of  $G \wedge C$  for  $\alpha$  from  $P'$  along  $A$  and  $D \Rightarrow Q'$ , then  $A : [P'] \alpha \xrightarrow{C} \beta [\top] : G$  is correct.

#### IV. CASE STUDY: PULL OVER SCENARIO

In [4], we consider a complex pull over scenario with several lanes and POVs, depicted in Fig. 4. This scenario is modeled using  $y$  and  $v$  to denote the position and velocity of SV, as well as  $y_i$  and  $v_i$  to denote those of POV $i$  (for  $i = 1, 2, 3$ ). We also use  $l$ , which is a half integer, to describe the current lane of SV: when it is in Lane  $i$ , then  $l = i$ , and when it is changing lane from Lane  $i$  to Lane  $i + 1$ , then  $l = i + 0.5$ . Similarly, the lane in which POV $i$  runs is denoted  $l_i$ . We consider that there is a collision between SV and POV $i$  if  $|l - l_i| \leq 0.5$  and  $y - 2\ell \leq y_i \leq y$  (where  $\ell$  is the length of a vehicle, and the point of reference of vehicles is the front for SV and the rear for POVs). Finally, the minimal and maximal legal speeds are denoted  $v_{\min}$  and  $v_{\max}$ , while the position of the goal on Lane 3 is denoted  $y_{\text{tgt}}$ . We also define a framework that allows us to design a program  $\alpha_{\text{GA-RSS}}$  that achieves stopping at  $y_{\text{tgt}}$  on the shoulder lane while avoiding all collisions with POVs, under the assumption that all POVs have constant speeds. Compared to [4], we add a flag  $f$  to  $\alpha_{\text{GA-RSS}}$ , which is set to 1 when the vehicle is going to turn left and is 0 otherwise.

In [4], we are interested in proving that we can achieve the goal of stopping at  $y_{\text{tgt}}$  on Lane 3, modeled as  $\text{Goal} \equiv (l = 3 \wedge y = y_{\text{tgt}} \wedge v = 0)$ . We make some physical assumptions and constant speed of POVs:  $\text{Env} \equiv (\bigwedge_{i=1}^3 v_{\min} \leq v_i \leq v_{\max})$  and  $\text{Env}_a \equiv (\bigwedge_{i=1}^3 a_i = 0)$ . All the while, we want to show that we respect the RSS distance, which is both the safety and precondition of  $\alpha_{\text{CA-RSS}}$ , and is modeled as  $\text{Safe} \equiv P' \equiv (\bigwedge_{i=1}^3 \text{aheadSL}_i \Rightarrow y_i - y > \text{dRSS}(v_i, v))$  where  $\text{aheadSL}_i \equiv (|l - l_i| \leq 0.5 \wedge y \leq y_i)$ .

The framework allows us to prove [4, Example IV.12]:

**Example IV.1.** The following Hoare quintuple is correct:

$$\text{Env} \wedge \text{Env}_a : [P] \alpha_{\text{GA-RSS}} [\text{Goal}] : \text{Safe},$$

where  $P$  is some assertion computed using the framework.

Here, we want to prove that, even if the POVs change their speeds, we can fallback on collision-avoiding RSS  $\alpha_{\text{CA-RSS}}$  to avoid collision (but losing goal achievement). The assumption on acceleration  $\text{Env}_a$  is thus dropped, but we add the

assumption that POVs do not crash into SV from behind (SV is not responsible for such collisions anyway), encoded as  $\text{Env}' \equiv (\bigwedge_{i=1}^3 \text{behindSL}_i \Rightarrow y - y_i > \text{dRSS}(v, v_i) + 2\ell)$ , where  $\text{behindSL}_i \equiv (|l - l_i| \leq 0.5 \wedge y_i < y)$ .

**Example IV.2** (safety of the pullover scenario). The following Hoare quintuples are correct:

$$\text{Env} \wedge \text{Env}_a : [P] \alpha_{\text{GA-RSS}} \xrightarrow{C} \alpha_{\text{CA-RSS}} [\text{Goal}] : \text{Safe} \quad (4)$$

$$\text{Env} \wedge \text{Env}' : [P] \alpha_{\text{GA-RSS}} \xrightarrow{C} \alpha_{\text{CA-RSS}} [\top] : \text{Safe}', \quad (5)$$

where  $C$  is the switching condition and  $\text{Safe}'$  is the mild variant of  $\text{Safe}$  defined as:

$$C \equiv (P' \wedge (f = 1 \Rightarrow P'[l + 0.5/l]) \wedge \bigwedge_{i=1}^3 a_i = 0)$$

$$\text{Safe}' \equiv (\bigwedge_{i=1}^3 \text{aheadSL}_i \Rightarrow y_i - y \geq \text{dRSS}(v_i, v)).$$

Note that  $\text{Safe}'$  does prevent collisions since, if  $y_i = y$ , then  $\text{dRSS}(v_i, v) = 0$ , which implies that  $v < v_i$  or  $v = v_i = 0$ .

*Proof.* We can prove (4) directly using Example IV.1 and Lem. III.6. To prove (5), we need an int-ext  $E$  of  $\text{Safe} \wedge C$  along  $\text{Env} \wedge \text{Env}'$  and use Lem. III.9. Taking  $E \equiv \text{Safe}'$  gives an int-ext as desired. The proof that  $E$  is as desired is semantic and relies heavily on the assumption  $\text{Env}'$  to keep other vehicles from creating a collision with SV from behind.  $\square$

#### V. CASE STUDY: SIMPLEX ARCHITECTURE

Until now, we studied the fallback  $\alpha \xrightarrow{C} \beta$ , which allows to interrupt  $\alpha$  to start  $\beta$  when  $C$  becomes false. This allows to model the interruption of  $AC$  by the decision module to start  $BC$  when  $AC$  is deemed unsafe. However, in the simplex architecture, there is also the possibility to start  $AC$  again when the situation allows it. We encapsulate this as a new constructor  $\alpha \xleftarrow{C'} \beta$  whose valid traces are defined as follows.

**Definition V.1** (trace semantics of simplex).  $\rho, \sigma \models \alpha \xleftarrow{C'} \beta$  iff there exists  $n \in \bar{\mathbb{N}}$  such that  $\sigma = \odot_{i=0}^n \sigma_i$  with:

- for all  $i < n$ ,  $\sigma_i \not\models C \wedge D$  if  $i$  even, and  $\sigma_i \not\models C'$  if  $i$  odd,
- $\sigma_n \models C \wedge D$  if  $n$  even,  $\sigma_n \models C'$  if  $n$  odd (if  $n < +\infty$ ),
- for all  $i \leq n$  ( $i < n$  if  $n = +\infty$ ),  $\text{end}(\sigma_{i-1}), \sigma_i \models \alpha \downarrow C$  if  $i$  is even,  $\text{end}(\sigma_{i-1}), \sigma_i \models \beta \downarrow C'$  if  $i$  is odd.

**Remark V.2.** As for the fallback, we could have defined the simplex  $\alpha \xleftrightarrow[C]{C'} \beta$  using the existing constructors.

#### A. Partial Correctness

Since the semantics of the simplex is complex, we divide the derivation of Hoare quintuples in two steps. We first focus on partial correctness of the simplex, which is similar to Def. III.1:

**Definition V.3.** A Hoare quintuple is *partially correct* if it satisfies Def. III.1, except possibly for *termination*.

The partial correctness of Hoare quintuples for the simplex architecture can be deduced from the (partial) correctness of its components:

**Lemma V.4.** *If all the hypotheses of Lem. III.9 (partially) hold with  $A' = A$ ,  $Q' = Q$ , and  $G' = G$ , and there exists  $E'$  an int-ext of  $C'$  for  $\beta$  from  $P'$  along  $A$  such that  $E' \wedge \neg C' \Rightarrow P \wedge C$ , then  $A : [P] \alpha \xleftrightarrow[C]{C'} \beta [Q] : G$  is partially correct.*

Here, we say that a hypothesis of Lem. III.9 holds partially if it is a Hoare quintuple that is partially correct, or it is a regular hypothesis and it simply holds.

#### B. Termination

The main challenge to prove the total correctness of the simplex is its termination. Indeed, one possible way for the simplex to not terminate is when the system oscillates between  $\alpha$  and  $\beta$  infinitely often. In this section, we show two ways to design a simplex ensuring its termination. Assume given programs  $\alpha$  and  $\beta$  and formulas  $C$ ,  $D$ , and  $C'$  on which we build our simplex.

1) *Counters:* Assume given a fresh variable  $c$  and a natural number  $N$ . The idea is to use  $c$  as a counter to count the number of switches. To ensure termination, we require the switch to be done at most  $N$  times as follows. Formally, we transform the programs and assertions as follows:  $\tilde{\alpha} \equiv \alpha$ ,  $\tilde{\beta} \equiv (c := c + 1; \beta)$ ,  $\tilde{C} \equiv C$ ,  $\tilde{D} \equiv D$ , and  $\tilde{C}' \equiv (c \leq N \Rightarrow C')$ .

**Lemma V.5.** *If  $A : [P] \alpha \xrightarrow[C]{C'} \beta [Q] : G$  is correct, then*

$$A : [P] \tilde{\alpha} \xleftrightarrow[\tilde{C}]{\tilde{C}'} \tilde{\beta} [Q] : G \text{ is correct.}$$

2) *Timers:* Given  $t$  and  $\alpha$ , we define  $\alpha_t$  as the program obtained from  $\alpha$  by replacing all the programs  $\text{dwhile}(A) \{ \dot{x} = f \}$  by  $\text{dwhile}(A) \{ \dot{x} = f, t = 1 \}$ . We then transform the programs and assertions into  $\tilde{\alpha} \equiv \alpha_t$ ,  $\tilde{\beta} \equiv (t_0 := t; \beta_t)$ ,  $\tilde{C} \equiv C$ ,  $\tilde{D} \equiv D$ , and  $\tilde{C}' \equiv ((t - t_0 \geq \varepsilon \wedge t \leq T) \Rightarrow C')$ , where  $t_0$  is a free variable, such that the value of  $t - t_0$  describes the time  $\beta$  has been executing for since the last switch.

**Lemma V.6.** *If all the hypotheses of Lem. V.4 hold, then  $A : [P] \tilde{\alpha} \xleftrightarrow[\tilde{C}]{\tilde{C}'} \tilde{\beta} [Q] : G$  is correct.*

### VI. CASE STUDY: LAYERED SIMPLEXES

In this section, we show how to combine more than two controllers into a single simplex architecture to achieve different guarantees under different circumstances.

Precisely, we use the example of an  $AC$  with two  $BC$ s: a first one running  $\alpha_{GA-RSS}$  and a second one running  $\alpha_{CA-RSS}$ . We want them to start running when some slightly conservative preconditions become violated (so that we can guarantee that they achieve their goal). We denote by  $C$  conservative precondition for  $\alpha_{CA-RSS}$  and by  $D$  that of  $\alpha_{GA-RSS}$ . The architecture is described in Fig. 2, and modeled as

$$\alpha_l \equiv \alpha_{AC} \xleftrightarrow[D]{D'} \alpha_{BC}, \quad \alpha_{BC} \equiv (\alpha_{GA-RSS} \xleftrightarrow[C]{C'} \alpha_{CA-RSS}).$$

Our goal for the rest of this section is to design  $C'$  and  $D'$  such that  $\alpha_l$  satisfies some guarantees derived from those of GA-RSS and CA-RSS. We fix two positive reals  $\varepsilon$  and  $\varepsilon'$  such that  $\varepsilon < \varepsilon'$ , which we will use as margins for conservative preconditions. We generalize the CA-RSS precondition  $P'$  with margins as follows:  $P'(\varepsilon) \equiv \bigwedge_{i=1}^3 (\text{aheadSL}_i \Rightarrow y_i - y > \text{dRSS}(v_i, v) + \varepsilon)$ .

The switching conditions for  $\alpha_{BC}$  are:

$$C \equiv (P'(\varepsilon) \wedge (f = 1 \Rightarrow P'(0)[l + 0.5/l]) \wedge \bigwedge_{i=1}^3 a_i = 0) \\ C' \equiv \neg(P'(\varepsilon') \wedge (f = 1 \Rightarrow P'(\varepsilon)[l + 0.5/l]) \wedge \bigwedge_{i=1}^3 a_i = 0 \wedge P)$$

**Example VI.1** (safety of  $\alpha_{BC}$ ). By the same reasoning as in Example IV.2 (with margins), we get that (4) and (5) are correct (for this more conservative  $C$ ). By Lem. V.4 (with  $\top$  as the int-ext), we get that  $\alpha_{BC}$  satisfies the same quintuples.

Similarly, the GA-RSS precondition  $P$  is a Boolean combination of inequalities  $f(\vec{x}) > g(\vec{x})$ . We generalize it to  $P(\varepsilon)$ , where inequalities have been strengthened into  $f(\vec{x}) > g(\vec{x}) + \varepsilon$ . Note that  $P$  is derived in such a way that it respects the RSS distance, so in particular it implies  $P'$ . The switching condition for  $\alpha_{AC} \xrightarrow[D]{D'} \alpha_{BC}$  are:

$$D \equiv (P(\varepsilon) \wedge P(0)[l + 0.5/l] \wedge P(0)[l - 0.5/l]) \\ D' \equiv \neg(D \wedge P(\varepsilon') \wedge P(\varepsilon)[l + 0.5/l] \wedge P(\varepsilon)[l - 0.5/l]).$$

**Example VI.2** (safety of  $\alpha_l$ ). Let us assume that, in  $\alpha_{AC}$ , assignments to  $l$  are only of the form  $l := l + 0.5$  or  $l := l - 0.5$ , which models the fact that SV cannot “skip” lanes. By Lem. III.11 (for partial correctness), we get that

$$\text{Env} \wedge \text{Env}_a : [D] \alpha_{AC} \rightarrow_D \alpha_{BC} [\text{Goal}] : \text{Safe} \\ \text{Env} \wedge \text{Env}' : [D] \alpha_{AC} \rightarrow_D \alpha_{BC} [\top] : \text{Safe}'$$

are partially correct. By Lem. V.4 (again with  $\top$  as the int-ext), the Hoare quintuples  $\text{Env} \wedge \text{Env}_a : [D] \alpha_l [\text{Goal}] : \text{Safe}$  and  $\text{Env} \wedge \text{Env}' : [D] \alpha_l [\top] : \text{Safe}'$  are partially correct:

### VII. EXPERIMENTS

We conducted experiments to evaluate the practical values of the proposed framework. The experiments used the setting of §VI, where 1) the driving scenario is the pull over one (Fig. 4), 2) SV is equipped with the layered simplexes in which CA-RSS safeguards GA-RSS, and 3) the POVs may change speed. We posed the following research questions.

**RQ1 (weak guarantee).** Do the layered simplexes successfully ensure safety, even if POVs change speed?

This is where the CA-RSS component should act to avoid collision. Since the GA-RSS assumption is violated, we should

not expect that the GA-RSS goal (namely reaching the designated stopping position) is ensured. Safety is mathematically established in §VI, but we want to experimentally confirm.

**RQ2 (strong guarantee).** Do the layered simplexes successfully ensure goal achievement (reaching the stopping position on the shoulder), in case POVs *do not* change speed?

The GA-RSS rule for this scenario is designed to ensure this [4], and its assumption is satisfied in this setting. Therefore we want to confirm—although it is mathematically established in §VI—that the additional CA-RSS simplex does not tamper the operation of the GA-RSS simplex.

**RQ3 (best-effort goal achievement).** Can SV reach the stopping position, even when POVs change their speed?

Our layered simplex architecture tries to give the control back from CA-RSS to GA-RSS, and then to AC, when possible. This is in order to minimize the interference of more restrictive controllers. We would like to see that this design indeed results in best-effort goal achievement of GA-RSS.

As AC of our controller, we used a prototype planner (a research prototype provided by Mazda Motor Corporation; it is unrelated to any of its products) based on the algorithm in [16]. AC is a sampling-based controller that, at each time step, generates a large number of candidate short-term paths and chooses the best in terms of a predetermined cost function.

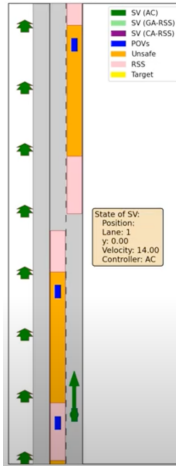
We ran simulations under settings that differ in 1) the stopping position  $y_{tgt}$ , 2) the initial positions and velocities of SV and POVs, and 3) whether and when POVs brake.

These simulations answered RQ1 and RQ2 positively: there were no collisions; and SV reached the stopping position on the shoulder in all those settings where POVs do not brake.

To address RQ3, we exhibit two notable instances, in which 1) GA-RSS BC is interrupted due to POV2 braking, 2) GA-RSS BC regains the control after POV2 stops braking, and 3) in the end, GA-RSS BC successfully makes SV reach the stopping position. These instances answer RQ3 positively: our layered simplexes switch back to less restrictive controllers when possible; this allows ADVs to pursue best-effort goal achievement while ensuring safety.

In the first notable instance (the video is at <https://bit.ly/3HrKg3o>), vehicles are initially positioned as shown on the right, with  $y_{POV1} = -2$ ,  $y_{POV2} = 30$ ,  $y_{POV3} = 90$ ,  $y_{SV} = 0$ ,  $y_{tgt} = 180$  [m]; the initial velocity is 10 m/s for all POVs and 14 m/s for SV. We made POV2 brake from 1 s to 1.5 s, at the rate  $-3 \text{ m/s}^2$ .

In the simulation, AC was initially in control, but GA-RSS BC soon took over, engaging the proper response that accelerates and merges in front of POV1. However, POV2 started braking while SV was accelerating; this violates the GA-RSS assumption and thus made SV follow CA-RSS BC and brake in Lane 1. When POV2 was done braking at time 3.5 s, the control was given back to GA-RSS BC, which



found that the same “accelerate and merge in front of POV1” proper response is safely executable. The controller engaged the proper response, successfully merging in front of POV1 and reaching the stopping position.

In the second notable instance (the video is at <https://bit.ly/3wMRbPQ>), we used the same initial positions and velocities of the vehicles, setting  $y_{tgt} = 120$  [m] and making POV2 brake from 1.5 s to 3.5 s (that is longer), at the same rate.

The simulation proceeded initially much like the first notable instance, but longer braking by POV2 made the original “accelerate and merge in front of POV1” proper response “no longer safety executable. Therefore, the control is given back to GA-RSS BC after POV2’s braking, the controller engaged a different proper response, namely the one that brakes and merges behind POV1. This way SV successfully reached the stopping position.

## VIII. CONCLUSIONS

We have defined a logic to formally define and prove properties of safety architectures for ADVs. We have applied it to the simplex and layered simplex architectures in several case studies, and experimentally confirmed its usefulness.

## REFERENCES

- [1] T. L. Crenshaw, E. Gunter, C. L. Robinson, L. Sha, and P. R. Kumar, “The simplex reference model: Limiting fault-propagation due to unreliable components in cyber-physical system architectures,” in *28th IEEE International Real-Time Systems Symposium (RTSS 2007)*, 2007, pp. 400–412.
- [2] D. Seto, B. Krogh, L. Sha, and A. Chutinan, “The simplex architecture for safe online control system upgrades,” in *Proc. the 1998 American Control Conference (ACC 1998)*, vol. 6, 1998, pp. 3504–3508.
- [3] S. Shalev-Shwartz, S. Shammah, and A. Shashua, “On a formal model of safe and scalable self-driving cars,” *CoRR*, vol. abs/1708.06374, 2017.
- [4] I. Hasuo, C. Eberhart, J. Haydon, J. Dubut, R. Bohrer, T. Kobayashi, S. Pruekprasert, X.-Y. Zhang, E. A. Pallas, A. Yamada, K. Suenaga, F. Ishikawa, K. Kamijo, Y. Shinya, and T. Suetomi, “Goal-aware RSS for complex scenarios via program logic,” *IEEE Trans. Intell. Vehicles*, vol. 8, no. 4, pp. 3040–3072, 2023.
- [5] I. Hasuo, “Responsibility-sensitive safety: an introduction with an eye to logical foundations and formalization,” *CoRR* 2206.03418, 2022.
- [6] C. A. R. Hoare, “An axiomatic basis for computer programming,” *Communications of the ACM*, vol. 12, pp. 576–580, 583, 1969.
- [7] F. Oboril and K. Scholl, “Rss”: Pro-active risk mitigation for AV safety layers based on RSS,” in *IV 2021*. IEEE, 2021, pp. 99–106.
- [8] H. Königshof, F. Oboril, K. Scholl, and C. Stiller, “A parameter analysis on RSS in overtaking situations on german highways,” in *IV 2022*. IEEE, 2022, pp. 1081–1086.
- [9] F. Pasch, F. Oboril, B. Gassmann, and K. Scholl, “Vulnerable road users in structured environments with responsibility-sensitive safety,” in *ITSC 2021*. IEEE, 2021, pp. 270–277.
- [10] R. de Iaco, S. L. Smith, and K. Czarnecki, “Safe swerve maneuvers for autonomous driving,” in *IV 2020*, 2020, pp. 1941–1948.
- [11] A. Rizaldi, F. Immler, B. Schürmann, and M. Althoff, “A formally verified motion planner for autonomous vehicles,” in *ATVA 2018*, ser. Lecture Notes in Computer Science, vol. 11138, 2018, pp. 75–90.
- [12] N. Roohi, R. Kaur, J. Weimer, O. Sokolsky, and I. Lee, “Self-driving vehicle verification towards a benchmark,” *CoRR* 1806.08810, 2018.
- [13] A. Pnueli, “The temporal logic of programs,” in *FOCS*, 1977, pp. 46–57.
- [14] G. Winskel, *The Formal Semantics of Programming Languages*. MIT Press, 1993.
- [15] A. Platzer, *Logical Foundations of Cyber-Physical Systems*. Springer International Publishing, 2018.
- [16] M. McNaughton, C. Urmson, J. M. Dolan, and J.-W. Lee, “Motion planning for autonomous driving with a conformal spatiotemporal lattice,” in *Proc. IEEE Int. Conf. Robot. Autom.*, 2011, pp. 4889–4895.