

False Data Injection Attacks in Smart Grids: State of the Art and Way Forward

Muhammad Irfan*[§], Alireza Sadighian*[§], Adeen Tanveer*, Shaikha J. Al-Naimi*, Gabriele Oligeri*

* Division of Information and Computing Technology

College of Science and Engineering, Hamad Bin Khalifa University

Qatar Foundation, Doha, Qatar.

{muir45306,asadighian,adta33802,shal45176,goligeri}@hbku.edu.qa

Abstract—In the recent years, cyber-attacks to smart grids are becoming more frequent. Among the many malicious activities that can be launched against smart grids, False Data Injection (FDI) attacks have raised significant concerns from both academia and industry. FDI attacks can affect the (internal) state estimation process—critical for smart grid monitoring and control—thus being able to bypass conventional Bad Data Detection (BDD) methods. Hence, prompt detection and precise localization of FDI attacks is becoming of paramount importance to ensure smart grids security and safety. Several papers recently started to study and analyze this topic from different perspectives and address existing challenges. Data-driven techniques and mathematical modelings are the major ingredients of the proposed approaches.

The primary objective of this work is to provide a systematic review and insights into FDI attacks joint detection and localization approaches considering that other surveys mainly concentrated on the detection aspects without detailed coverage of localization aspects. For this purpose, we select and inspect more than forty major research contributions, while conducting a detailed analysis of their methodology and objectives in relation to the FDI attacks detection and localization. We provide our key findings of the identified papers according to different criteria such as employed FDI attacks localization techniques, utilized evaluation scenarios, investigated FDI attack types, application scenarios, adopted methodologies and the use of additional data. Finally, we discuss open issues and future research directions.

Index Terms—Smart Grid, False Data Injection, Detection, Localization, Machine Learning, Deep Learning.

I. INTRODUCTION

Over the last years, power systems are experiencing the migration to smart grids, in particular with the increasing popularity of Industrial Internet-of-Things (IIoT), which has moved to its next stage. However, this infrastructural upgrade has introduced a number of major challenges. Vulnerability to cyber-attacks is perhaps the most important challenge among all others. Adversaries exploit such vulnerabilities to manipulate system parameters and compromise the underlying infrastructure resulting into various physical and economical damages [1]. Hence, real-time monitoring of smart grids is essential to ensure their healthy states. This involves analyzing continuous data-stream from various measurement devices deployed throughout the system, which are topologically distributed and structurally interrelated.

Among the various cyber-attacks to smart-grids, False Data Injection (FDI) raises greater concerns as advised by National Institute of Standards and Technology (NIST) [2]. Indeed, unlike other attack types, the underlying smart grid appears to operate as usual since the FDI attack affects the smart grid state estimation by injecting false data. FDI attacks can be deployed to the different layers of the smart grid, such as physical layer, communication layer, network layer and process layer [3]. Recently emerged FDI attacks are considered as a major challenge to smart grids state estimation as they can bypass conventional Bad Data Detection (BDD) methods [4].

Defending against FDI attacks has received a lot of attention by researchers. A few surveys have been devoted to detection solutions based on data-driven algorithms and mathematical modelings. However, these works do not provide information about FDI attacks localization. Indeed, beside detection, identifying the location of the attack is critical in order to define and issue effective countermeasures, and also, performing preventive actions. Therefore, recent research has focused on the joint task of detection and localization of FDI attacks. However, a major challenge that those solutions encounter is related to their performance, i.e., most attack localization methods have intrinsic difficulties locating the specific region that is affected by the FDI attack, in particular considering real-time constraints and accuracy requirements. Indeed, proposed solutions have high computational complexity and are difficult to apply to large-sized smart grids.

This survey presents a detailed review of recent research on FDI attack localization in smart grids with particular emphasis to recent challenges, enhancements and extension methods. To this aim, we identified a comprehensive list of papers that address this research challenge in various ways. Next, we analyzed this list from different perspectives, such as adopted techniques, application scenario, type of their input data, evaluation techniques, type of their underlying power systems, etc., and present our key findings and insights.

Contributions. The contributions of this paper are manifold. Firstly, we identified state of the art research papers related to smart grids FDI detection and localization. We summarize each research paper describing its methodology, evaluation technique and future directions. Subsequently, we identify two main categories of contributions: data-driven approaches and mathematical modelings. We describe our

[§]Both authors contributed equally to this work.

findings and insights according to the different categories, such as application scenarios, input types, adopted techniques, and input datasets. Finally, we present the limitations and the existing challenges in the current state of the art while providing some future directions.

Roadmap. The rest of this paper is organized as follows. Section II compares this work with other related survey from the literature, Section III is dedicated to the background knowledge about smart grids and their existing challenges, Section IV describes our review methodology introducing the list of the selected papers and a preliminary break-down into use cases, Section V and Section VI summarize our findings related to the data-driven and the mathematical-modeling based approaches, respectively, Section VII summarizes the key-findings of our survey, while Section VIII highlights open issues and future research directions. Finally, Section IX draws some concluding remarks.

II. COMPARISON WITH EXISTING SURVEYS

In this section, we identify a few related surveys covering FDI attacks analysis. Next, we compare our work with them in terms of key contributions and extracted insights.

Reda *et al.* in [10] provide a comprehensive review of FDI attacks detection in smart grids. First, they provide a detailed description of different types of FDI attacks. Next, they analyze the impacts of these attacks on the target infrastructures. Moreover, this work studies the requirements for constructing FDI attacks, such as minimal attack vector, attack sparsity, incomplete parameters information, and requirements for unobservability of the system. The covered researches in this work mainly consider partial or full knowledge of the target system by the adversary.

In [8], Husnoo *et al.* study various FDI attacks targeting active power distribution systems. They propose a taxonomy of FDI attacks and classify them with respect to target components in smart grids. The authors also highlight shortcomings of the approaches proposed in selected studies, and propose recommendations to address them and mitigate corresponding threats.

Aoufi *et al.* in [12] present a classification of different FDI attacks affecting State Estimation (SE), Security-Constrained Economic Dispatch (SCED), Security-Constrained Optimal Power Flow (SCOPF), Contingency Analysis (CA) in smart grids and discuss strategies to detect and mitigate each attack class. Moreover, this research highlights the challenges and open research issues related to FDI attacks including the need for more efficient and effective detection and mitigation techniques.

Liang *et al.* in [9] study physical and economic impacts of FDI attacks and provide defense strategies. They also investigate the theoretical basis of FDI attack construction by highlighting four scenarios that an adversary can leverage to construct FDI attacks: (i) incomplete information, (ii) false topology, (iii) AC power flow model, and (iv) limited access to meters.

Guan *et al.* in [7] classify FDI attacks based on Direct Current (DC) power model, Alternating Current (AC) power

model and control system model. They provide countermeasures for each attack class. Moreover, they discuss existing problems in this field and provide future directions.

An FDI attack can be considered as an anomaly in a smart grid to be detected using various data-driven (Artificial Intelligence (AI), Machine Learning (ML) and Deep Learning (DL)) techniques. Cui *et al.* in [6] review ML-based FDI attacks detection approaches and categorize them based on their target feature detection scenarios into state estimation, non-technical loss and load forecasting. Furthermore, they analyze the issue of privacy leakage when using ML techniques for FDI attacks detection and mitigation, and propose potential countermeasures.

Sayghe *et al.* in [11] investigate data-driven approaches for detecting FDI attacks targeting state estimation algorithms. The main objective of this research is to overcome the limitations of traditional residual-based Bad Data Detection (BDD) approaches.

Similarly but using different methods, Deng *et al.* in [4] investigate the detection of FDI attacks targeting state estimation. For this purpose, using mathematical and theoretical concepts, they analyze three main aspects of FDI attacks: (i) construction, (ii) defense, and (iii) impacts. They examine adversary perspectives in order to provide appropriate countermeasures.

El-Nasser *et al.* in [13] present a summary of research on FDI attacks against the state estimation in smart grids. They discuss theoretical principles of these attacks and classify these attacks based on the attacker knowledge amount and parameters of target power systems.

Table I compares our work with existing surveys in the literature and highlights key differences and contributions. The main shortcoming of the above surveys is that they only concentrate on FDI attacks detection while not focusing on FDI attacks localization. To the best of our knowledge, this work is the first effort to conduct a comprehensive survey on FDI attacks joint detection and localization. Our work covers all the recently published data-driven and mathematical-modeling based approaches from deep learning and machine learning to graph signal processing (GSP) and graph neural networks (GNN). Moreover, our analysis compares the proposed solutions and provides insights from various dimensions and perspectives, such as attacker knowledge level, existing datasets, simulation environments, and future directions to address existing challenges.

III. BACKGROUND ON SMART GRIDS

When considering a power system, the keyword grid is associated to an electrical system. A grid may perform some or all these four operations: (i) Energy Generation, (ii) Energy Transmission, (iii) Energy Distribution, and finally, (iv) Energy control. The energy providers and consumers are connected in a network through transmission and distribution systems depending upon the operation. The architecture of a classical electrical power grid is shown in Fig. 1 where the electrical energy generated at the central power plant is delivered to end users by converting high voltage levels to lower voltage levels.

TABLE I
COMPARISON WITH THE EXISTING SURVEYS

Author	Location Detection	FDIA Detection	Methods					Detection Rate/Accuracy	Comparison with Other Survs	Comparative Study of Algorithms	Attackers Knowledge Levels	Covered Years
			DL	GNN	GSP	MM	ML					
Our Survey	✓	✓	✓	✓	✓	✓	✓	✓	✓	Full Partial	2009-2023	
Aoufi <i>et. al.</i> [5]	✗	✓	✓	✗	✗	✓	✓	✗	✓	Full	2009-2019	
Cui <i>et. al.</i> [6]	✗	✓	✓	✗	✗	✗	✓	✗	✗	Partial	2013-2019	
Deng <i>et. al.</i> [4]	✗	✓	✗	✗	✓	✓	✓	✗	✗	Full Partial Zero Knowledge	2009-2014	
Guan <i>et. al.</i> [7]	✗	✓	✗	✗	✓	✓	✓	✗	✗	Full	2009-2013	
Husnoo <i>et. al.</i> [8]	✗	✓	✓	✓	✓	✓	✓	✓	✓	-	2013-2021	
Liang <i>et. al.</i> [9]	✗	✓	✗	✗	✗	✓	✓	✗	✗	Full	2009-2015	
Musleh <i>et. al.</i> [3]	✗	✓	✓	✗	✓	✓	✓	✓	✓	Full Partial Zero Knowledge	2011-2019	
Reda <i>et. al.</i> [10]	✗	✓	✓	✗	✓	✓	✓	✗	✓	Full Partial Zero Knowledge	2009-2021	
Sayghe <i>et. al.</i> [11]	✗	✓	✓	✗	✗	✗	✓	✓	✗	Full Partial Zero Knowledge	2010-2020	

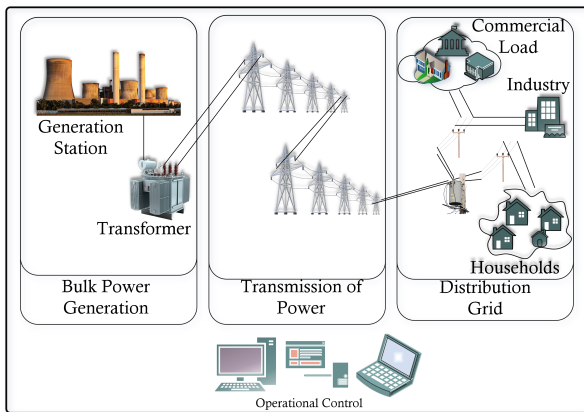


Fig. 1. Architecture of a traditional electrical power grid.

A Smart Grid is an advanced version of a power grid where the devices are connected in order to share information among the domains defined by the National Institute of Standards and Technologies (NIST) [14]. NIST conceptual model (Figure 2) includes seven domains: (i) Customer, (ii) Markets, (iii) Generation including DER, (iv) Transmission, (v) Operation, (vi) Service Providers, (vii) Distribution. Table II shows the type of service and roles of each domain. When we compare smart grids with traditional grids, significant improvements, such as type of communication, energy, monitoring, power generation, metering system, etc., can be highlighted. Table 2 presents a brief comparison between a traditional grid and a smart grid.

Smart Grids provide real time access to users' data enabling them to control users' consumption patterns in an efficient way [15]. This exchange of information brings ease to better accommodate renewable energy sources (RES), and it improves the efficiency and reliability of their operations. However, such an inter-dependency communication technology makes smart grids susceptible to various types of vulnerabilities and cyber-attacks. In the recent years, several concerns were raised on the reliability and security of smart grids. The potential points which may be compromised are shown in Figure 3. To address these concerns, smart grids need to ensure essential security requirements, such as data integrity, availability, confidentiality and accountability, by all the key communication components.

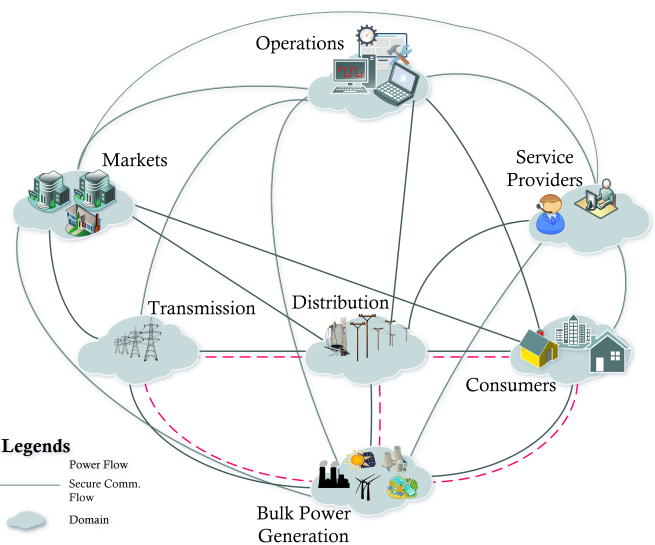


Fig. 2. Conceptual model of a smart grid.

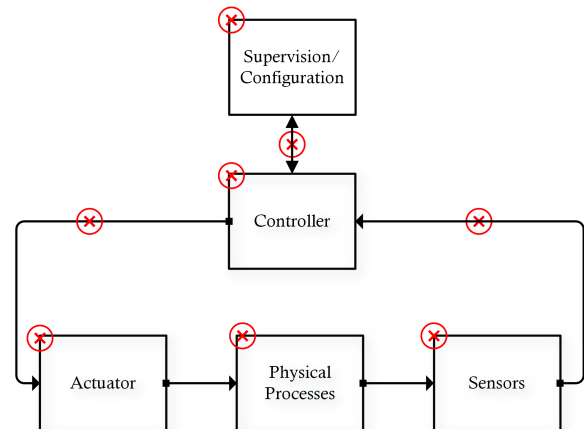


Fig. 3. Possible attack sources in a smart grid [16].

TABLE II
DOMAINS AND ROLES/SERVICES IN THE SMART GRID CONCEPTUAL MODEL

	Domain	Services/Roles in the Domain
1	Customer	Three types of customer i- Residential, ii-Commercial, and iii- Industrial. These are the end users and may generate, manage and store the energy.
2	Markets	Intermediaries and participants in the power sector and other economic models that encourage activity and improve system results.
3	Generation including DER	The production and storage of electricity for later usage including Data Energy Resources (DER).
4	Transmission	The carrier of high power energy from one place to another over long distance. The may generate and store electricity.
5	Operations	Electricity management
6	Service Providers	Provide services to end customer and utilities.
7	Distribution	The to and from distribution of electricity to end users (customers).

TABLE III
TRADITIONAL GRIDS VERSUS SMART GRIDS

	Traditional Grid	Smart Grid
Communication	One way	Bi-Directional
Energy	Electro-mechanical	Digital
Monitoring	Manual	Self
Power Generation	Centralized	Distributed
Control	Limited	Pervasive
Sensor	Limited	Throughout
Restoration	Manual	Self
Failure	Blackout	Adaptive and islanding
Structure	Hierarchical	Network
Customers Involvement	No	Yes
Metering System	Electro-mechanical	Advanced Metering (Electronic)

A. Smart Grid Components

In this section, we provide a break-down of the smart grid key components.

- *Remote terminal units (RTU)*: an RTU is an electronic device that collects data periodically from the field-level devices and sends it to the control center, receives control commands from the control center, and transmits them to the field-level devices. RTUs can be targeted by various FDI attacks [17][18].
- *Phase measurement unit (PMU)*: Phasor measurement units (PMUs) are devices that are used to provide synchronized measurements of voltages and currents in real-time. By sampling voltage and current waveforms simultaneously, synchronization is accomplished using timing signals from the Global Positioning System Satellite (GPS). These measurements provide information regarding the state of the network. PMU devices can be targeted by attackers to conduct different attacks, such as time synchronization and Data Manipulation attacks [19][20].
- *Power system state estimation (PSSE)*: PSSE modules utilize information provided by RTUs and PMUs to perform current operating status estimations by statistical projections. FDI attacks on PSSEs are well studied in researches, such as [21] [22].
- *Advanced metering infrastructure (AMI)*: AMI is an integrated system of smart meters, communication networks, and data management systems that providing two-way communication between utilities and customers. AMI serves as an intermediary between consumers and utilities and is constituted of three tiers: (i) Home Area Network (HAN) inside the customer's home premises, (ii) Neighbor Area Network (NAN) connects multiple HANs,

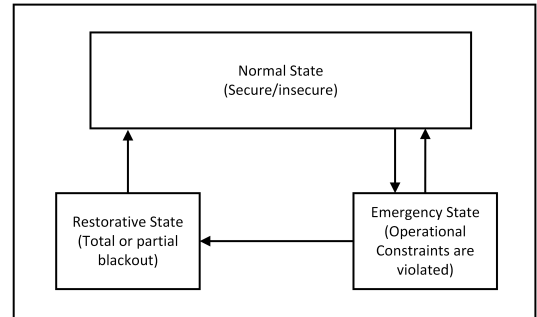


Fig. 4. State transitions of a generic power systems

and (iii) Wide Area Network (WAN) connects NANs and HANs to utility center. Several attack types may target AMIs, such as Collusion attacks [23][24], FDI attacks [25], and replay attacks [26].

- *Advanced distribution management systems (ADMS)*: ADMS is a software platform supporting the full suite of distribution management and optimization. It provides features that automate outage restoration and enhance the performance of the distribution grid.
- *Advanced transmission systems (ATS)*: ATS are the most advanced systems and technologies to transfer electrical power. These systems seek to reduce losses and costs while improving power transmission efficiency, reliability, and sustainability. They address a variety of obstacles, such as the integration of renewable sources, the increase of capacity, and the improvement of power quality.
- *High-voltage direct current (HVDC)*: HVDC technology uses direct current (DC) for providing efficient means of transmitting large amount of power over long distances. It supports and improve the sustainability, efficiency and reliability of power supply systems. Amir *et. al.* [27] performed analysis of the vulnerabilities, and impact of cyberattacks on the HVDC system.
- *Advanced customer systems (ACS)*: ACS is a set of digital platforms and tools power utilities use to engage with their customers and provide them with personalized information about their energy usage and costs. By facilitating more efficient and sustainable energy systems, advanced customer systems improve the customer experience.

B. State Transition

A typical power system can be characterized by three internal states, i.e., Normal, Emergency, and Restorative.

- **Normal:** a power system is considered normal when there is no violation of operational constraints, such as the limit of transmission line flows and upper/lower bounds of the magnitude of the voltages [28]. A list of critical contingencies is provided, and a normal state is treated as secure if it follows the occurrence of each contingency. These contingencies can be due to natural or unexpected failures to the transmission or generator outage. On the other hand, the normal state is known as insecure where all the operating inequality constraints and power balance at each bus are still satisfied. Preventive measurements are taken when the system is in normal but insecure in operating states.
- **Emergency:** the operating conditions of a power system may change and result in the violation of some operating constraints. At this stage, the power system still provides power to the loads. This Emergency state needs immediate attention to solve the underlying issue and bring the system back into its normal state.
- **Restorative:** the preventive measurements taken by the emergency state may disconnect lines, loads, and other equipment to save the system from collapse. The system starts moving toward stability by removing the operating constraints.

Figure 4 illustrates the 3 states and the associated transitions among them in a generic power system. Continuous monitoring of the system is required to ensure the reliable operations of the power grids. For this purpose, all the tasks associated with state estimation play a critical role in monitoring the reliability of operations of the underlying system.

C. False Data Injection Attacks

A large percentage of smart grid cyber-attacks are categorized under FDI attacks. Compared to ordinary bad data attacks, FDI attacks are considered as data integrity attacks that inject false data misleading the PSSE measurements toward wrong states, and consequently, causing various systematic failures [29], such as key lines overloading and load shedding. More specifically, injected false data by an FDI attack disrupts the integrity of measurement data and forces PSSE to converge to a wrong operating point. This state miscalculation caused by injected data will mislead the smart grid operator and cause systematic problems.

Once an FDI attack is detected in a smart grid, the tampered measurements should be recovered to ensure subsequent normal operations. Unfortunately, traditional Bad Data Detection (BDD) techniques are not able to detect and localize modern FDI attacks and they can be easily bypassed by recent FDI attacks [30][31]. Consequently, researchers continuously try to address such challenges by proposing modern and high-end FDI attack detection, mitigation, and localization approaches based on recently emerged technologies.

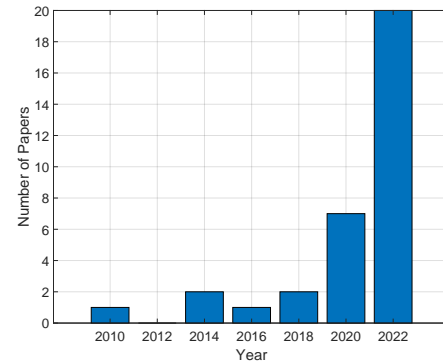


Fig. 5. Number of papers related to FDI attacks

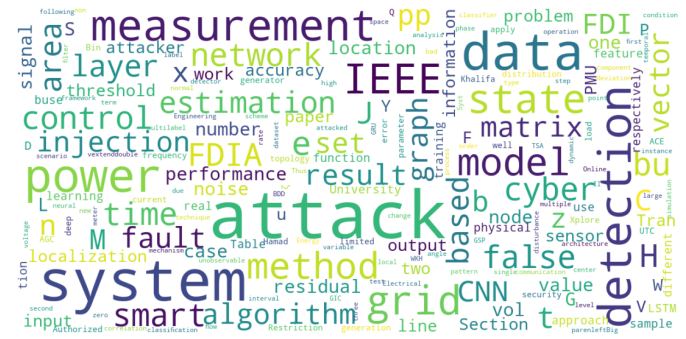


Fig. 6. WordCloud computed over the set of papers considered for this survey

IV. REVIEW METHODOLOGY

In this section, we describe our review methodology by firstly considering the list of papers taken into account for this survey, describing their approaches, and analytical details. In order to identify the list of considered papers, we used the following keywords: "Smart Grid", "False Data Injection", "Detection", "Identification" and "Localization". The major sources to collect the papers were: IEEE Xplore, ACM, SCOPUS, and Web of Science.

Table IV shows the list of the considered papers, where we report the title of the paper, the year of the publication, the authors' country, and finally, the number of citations collected up to the writing of this survey. Finally, in order to highlight the importance of the topic, Fig. 5 shows the number of FDI attack localization papers published between 2009 and 2022. There is a noticeable increase in the number of papers starting the year 2021 as part of the trend involving the wide application of machine learning and deep learning techniques to this field.

Figure 6 shows the word-cloud generated from the considered papers. While *Attack* is the most common word, as expected, other common words are *Detection*, *FDIA*, *State*, *Measurement*, *injection*, etc. which are core concepts in the framework, while concepts, such as *Graph*, *CNN*, *Matrix*, etc., are instantiated depending on the scenario application.

We initiate our analysis by categorizing the existing works into the following two general categories:

TABLE IV
OUR REFERENCE LIST OF PAPERS

Reference	Title	Year	Country	N. Citations
[32]	Locational detection of the false data injection attack in a smart grid: A multilabel classification approach	2020	CN	55
[33]	Observer-based cyber attack detection and isolation in smart grids	2018	CN	31
[34]	Detection and isolation of false data injection attacks in smart grids via nonlinear interval observer	2019	CN	28
[35]	Joint detection and localization of stealth false data injection attacks in smart grids using graph neural networks	2021	US	25
[36]	A Real-Time Attack Localization Algorithm for Large Power System Networks Using Graph-Theoretic Techniques	2015	US	24
[37]	Deep learning-based multilabel classification for locational detection of false data injection attack in smart grids	2022	IN	20
[38]	Interval observer-based detection and localization against false data injection attack in smart grids	2020	CN	20
[39]	Dynamic GPS Spoofing Attack Detection, Localization, and Measurement Correction Exploiting PMU and SCADA	2021	IR	14
[40]	Detection and localization of targeted attacks on fully distributed power system state estimation	2013	SE	14
[41]	Detection and isolation of false data injection attack for smart grids via unknown input observers	2019	CN	11
[42]	Event detection and location in electric power systems using constrained optimization	2009	US	11
[43]	Integrated Cyber and Physical Anomaly Location and Classification in Power Distribution Systems	2021	US	10
[44]	Detection and locating cyber and physical stresses in smart grids using graph signal processing	2020	US	10
[45]	Physical layer attack identification and localization in cyber-physical grid: An ensemble deep learning based approach	2021	CA	10
[46]	PDL: An efficient prediction-based false data injection attack detection and location in smart grid	2018	CN	9
[47]	Attack Detection and Localization in Smart Grid with Image-based Deep Learning	2021	TR	6
[48]	Deep Learning Based Covert Attack Identification for Industrial Control Systems	2021	US	6
[49]	Cyber Attack Localization in Smart Grids by Graph Modulation	2019	IL	4
[50]	Intrusion Detection, Measurement Correction, and Attack Localization of PMU Networks	2021	IR	4
[51]	Detection, recognition, and localization of multiple attacks through event unmixing	2013	US	4
[19]	Detection and Localization of PMU Time Synchronization Attacks via Graph Signal Processing	2022	SE	3
[52]	Detecting and locating cyber and physical stresses in smart grids using the k-nearest neighbour analysis of instantaneous correlation of states	2021	US	2
[53]	Location of False Data Injection Attacks in Power System	2019	CN	2
[54]	Locating False Data Injection Attacks on Smart Grids Using D-FACTS Devices	2021	CN	1
[55]	A Graph Signal Processing Framework for Detecting and Locating Cyber and Physical Stresses in Smart Grids	2022	US	1
[56]	Cyber-attack localisation and tolerant control for microgrid energy management system based on set-membership estimation	2021	US	1
[57]	Adaptive Hierarchical Cyber Attack Detection and Localization in Active Distribution Systems	2022	US	1
[58]	Characterization and Classification of Cyber Attacks in Smart Grids using Local Smoothness of Graph Signals	2021	US	1
[59]	Infinite Impulse Response Graph Neural Networks for Cyberattack Localization in Smart Grids	2023	US	1
[60]	Fast economic dispatch with false data injection attack in electricity-gas cyber-physical system: A data-driven approach	2022	CN	0
[61]	Online Location-based Detection of False Data Injection Attacks in Smart Grid Using Deep Learning	2022	EG	0
[62]	False data injection attacks detection with modified temporal multi-graph convolutional network in smart grids	2022	CN	0
[63]	An Online Approach to Covert Attack Detection and Identification in Power Systems	2022	US	0
[64]	Locational Detection of Data Integrity Attacks with Multi-Gate Mixture-of-Experts in Smart Grid	2022	CN	0
[65]	A Temporal Graph Neural Network for Cyber Attack Detection and Localization in Smart Grids	2023	US	0

- **Mathematical modeling.** This class summarizes the methods based on mathematical and statistical estimators, e.g., Kalman filter [66]), and aiming at the detection of known FDI attacks.
- **Data-driven modeling.** These methods do not require prior knowledge and can detect unknown FDI attacks [67]. They are designed based on Artificial Intelligence (AI), Machine Learning (ML) and Deep Learning (DL) techniques.

Figure 7 illustrates these categories along with their subcategories. Table V also summarizes this categorization, while in the following, we map the papers to each identified category.

V. DATA-DRIVEN MODELING

In this section, we consider the papers addressing detection and localization of FDI attacks in smart grid using data-driven

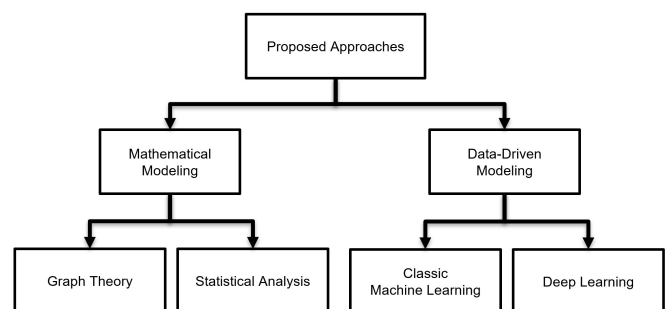


Fig. 7. Categorization of the papers related to FDI attacks

based modeling. Inspired by the recent advances in machine learning, and particularly, deep learning, these techniques have been widely employed by researchers to propose several

TABLE V
USE-CASE CATEGORIES

Use Cases	Papers
Data-Driven Modeling	[52], [53], [19], [58], [63], [45], [67], [43], [64], [68] [32], [47], [35], [59], [65], [62], [48], [57], [60], [69], [61], [37]
Mathematical Modeling	[33], [34], [38], [40], [41], [44], [46], [49], [56], [51], [55], [54], [20], [70], [71]

TABLE VI
DATA-DRIVEN MODELING

Model/Technique	Papers
Classic Machine Learning Techniques	[52], [53], [19], [58], [63], [45], [67]
Deep Neural Networks	[43], [64], [68]
Convolutional Neural Networks	[32], [47],
Graph Neural Networks	[35], [59], [65], [62]
Recurrent Neural Networks	[48], [57], [60], [69]
Combined Deep Learning Techniques	[61], [37]

solutions to identify and detect FDI attacks. Table VI lists the data-driven models and the corresponding papers.

Classic machine learning techniques are always the first data-driven approach to analyze the complexity of detecting and localizing cyber-attacks in smart grid environments. Hasnat *et al.* in [52] utilize k-nearest neighbour (kNN) classifiers to detect cyber-attacks in smart grids in a real-time mode. For this purpose, they detect and localize the anomalies by correlating patterns generated from power system buses leveraging correlation matrices. This matrix is an input to the KNN classifier for various cyber-attack detection. Jiang *et al.* in [53] propose a FDI attack detection and localization approach based on an ensemble tree based modeling, i.e., eXtreme Gradient Boosting (XGBoost) classifiers. In addition, they introduce a dimension extension model to record measurements corresponding locations. Shereen *et al.* in [19] utilize Graph Signal Processing (GSP) and Random Forests (RF) classifiers that leverage GSP features to detect and localize Time Synchronization Attacks (TSAs) against Phasor Measurement Units (PMUs). Hasnat *et al.* in [58] study various cyber-attacks in smart grids and analyze them based on the local smoothness of their graph signals. Accordingly, they extract a group of local smoothness features to feed a neural network (NN) classifier. The results of the NN are used to characterise cyber-attacks and define corresponding profiles. Li *et al.* in [63] present a real-time covert attacks detection and localization approaches for smart grids based on the Sparse Group Lasso (SGL) algorithm. The underlying smart grid constitutes from multiple regional control centers (RCCs) vulnerable to covert attacks, and an independent system operator (ISO). The authors extend the proposed approach from linear to nonlinear system setups with relaxation. Sakhnini *et al.* in [45] use an ensemble of machine learning techniques combining multiple classifiers (i.e. Decision Trees, Random Forest, feed-forward ANN) to propose an approach to detect and localize attacks in the smart grids' physical layer. In the proposed model, for attack localization, they use the chi-square metric to formulate attacks

to specific features or measurements so that security experts can start mitigation process. Similarly, Hallaji *et al.* in [67] introduce a dynamic data-driven approach, called unobservable threat modelling using least-squares fitting (ORIGIN), helping power systems state estimations when they are under unobservable FDI attack. This approach relies on ensemble machine learning classifiers having 3 main phases: (i) FDI attacks detection based on observed and learned historical patterns, (ii) classification based extracted features to determine the type of attacks, (iii) retrieving control signals.

Deep Neural Network (DNN) has also being considered by researchers for detecting and localizing FDI attacks. Ganjkhani *et al.* in [43] used a fine-tuned DNN as a multi-class classifier to address the problem of localizing faults and cyber-attacks while being able to classify power system states and identify potential anomalies. The proposed solution (FALCON) adopts outage information issued by protection relays and fault indicators (FI) as DNN input features. Fan *et al.* in [64] use DNNs to propose an FDI attack detection and localization approach formulated as a multi-task classification problem. For this purpose, they design a multi-gate mixture-of-experts (LD-MMoE) scheme considered as a multi-task classifier. The author believe that compared to the state-of-the-art approaches, this model is more computational-friendly as the number of trainable parameters are lower. A novel ac FDIA detection approach covering recent ac FDIA patterns is presented in [68]. The proposed approach in addition to capturing spatial data features in the system state, it considers the temporal data correlation of the consecutive system states to identify adversarial patterns and activities. For this purpose, they build an intelligent FDIA detection system by employing discrete wavelet transform (DWT) algorithm for extracting the system state features in a given time slot and deep neural network (DNN) technique for analyzing the temporal-spatial characteristics of the data sequences (i.e. constructing a recurrent neural network, RNN).

Convolutional Neural Networks (CNN) have been widely used by researchers to propose various FDI attacks detection and localization approaches. Wang *et al.* in [32] introduce deep-learning-based localization and detection architecture (DLLD) that concatenates a CNN with a standard BDD used to filter low quality data. In the proposed architecture, the CNN model is a multi-label classifier aims to detect and locate abnormal behaviors and inconsistencies injected by FDI attacks. Inspired by recent advances in image processing, Mohammadpourfard *et al.* in [47] proposed a CNN based 2-stage framework for FDI attacks detection and localization. First, using Gramian Angular Field (GAF) and Recurrence Plot (RP), they encode temporal states of power systems into 2D images. Next, a fine-tuned CNN is used as a multi-label classifier to identify anomalies and corresponding locations.

Considering the inherent graph structure of power systems that may not be modeled efficiently in the Euclidean space, graph neural networks (GNN) have been used in a number of power systems FDI attack detection and localization projects. In [35], Boyaci *et al.* proposed a GNN based power grid FDI attack detection and localization approach that adopts the auto-regressive moving average (ARMA) type graph filters

(GFs) to identify presence and location of inconsistencies. In [59], Boyaci *et al.* utilize Infinite Impulse Response (IIR) Graph Neural Networks (GNN) to detect and localize cyberattacks at the bus level. For this purpose, they compare IIR and FIR GFs and the results show that IIR GFs more accurately approximate the desired filter response. Haghshenas *et al.* in [65] introduce a Temporal GNN (TGNN) based framework for FDI attacks detection and localization in smart grids. In the proposed framework, the topological information of the underlying system are formulated into a GNN for abnormal measurements identification purpose, and temporal information at each bus of the underlying power system are formulated into a Gated Recurrent Unit (GRU). Based on their simulation results on the IEEE 118 bus system, they believe that the proposed framework is able to detect and localize FDI and ramp attacks with high accuracy. Han *et al.* in [62] present a FDI attack detection and localization method called modified temporal multi-graph convolutional network (MTMCN) that is a graph-theory based deep learning method. To feed this method, bus and branch related data are transformed into graph structured data representing topological data relationships. These information are correlated to build deep learning model's features and characteristics serving as a multi-label classifier.

Recurrent neural networks (RNN) are used to capture the temporal correlations among system states. This capability of RNN has attracted researchers to use it for FDI attacks profiling. Li *et al.* in [48] propose a hybrid data-driven approach that combines an autoencoder as a system status features extractor, a RNN to define system normal operation profile over time, and a DNN as a classifier to detect covert attacks presence and localize them. This hybrid framework by taking into account the spatial and temporal behavior of the underlying system, tries to reduce false alarm rate. In [57], Li *et al.* propose an adaptive hierarchical FDI attack detection and localization approach for power grid systems. The FDI attack detection task is performed by a Multi-layer Long Short-Term Memory Network (MLSTM). The FDI attack localization is a two-phase task that first, the FDI attack sub-regions are estimated, and next, to localize the FDI attack, the attack presence within the estimated sub-regions is calculated. Gao *et al.* in [60] present a data-driven approach incorporating a residual network (ResNet) and attention LSTM (ALSTM) in order to build a multi-label classifier for real-time FDI attacks locational detection (i.e. outlier locations of modified measurements by FDI attacks) in electricity-gas cyber-physical systems (EGCPS). The proposed system captures temporal data of measurements to detect and localize FDI attacks. Furthermore, they utilize a fast Dynamic Time Wrapping (DTW) for recovering tempered measurements. Jevtic *et al.* in [69] present a RNN based approach for detecting FDI attacks in Automatic Generation Controls (AGC). By analyzing historical data along with Area Control Error (ACE) data, an LSTM based neural network model is built and trained in order to predict ACEs. Any difference between the predicted ACEs and real ACE data reveals potential FDI attacks.

Combining, concatenating or incorporating different data-driven models into a single FDI attack detection and localiza-

tion system is another strategy utilized by researchers. Hegazy *et al.* in [61], first conduct a comparative and analytical study of various deep-learning based FDI attack localization approaches (e.g., CNN, LSTM, Bi-LSTM, CNN-LSTM) to represent their capabilities locating compromised measurements. Next, they propose a mixed model concatenating a multi-feature CNN (MCNN) and a LSTM models, called MCNN-LSTM, that analyzes multi-variate time-series measurements to detect and localize FDI attacks. Their results show that the proposed approach outperforms other deep learning models in term of resilience, scalability, complexity and prediction time. Similarly, Mukherjee *et al.* in [37] conducted an analytical comparison among different machine learning and deep learning models, such as CNN, CNN-LSTM, CNN-GRU and KNN, for locational detection of structured and unstructured FDI attacks in smart grids. Based on their results, they believe that the conventional CNN model as an model-free multi-label classifier, outperforms other models in detecting inconsistencies caused by FDI attacks.

VI. MATHEMATICAL MODELING

This section describes FDI attack detection and localization approaches based on mathematical modeling. Graph theory and statistical analysis are the two main sub-categories. In the following, we describe the research works of both sub-categories. Table VII lists the mathematical models and the corresponding papers.

A FDI attack detection and compensation approach based on simultaneous input and state estimation is proposed in [20] for Automatic Generation Control (AGC) systems. In this approach, FDIA signal is considered as unknown input so that its value gets estimated for compensating the attack effect. Kalman filter [66] is used for this purpose. The main benefits of this approach are: (i) it does not enforce any hardware upgrade or modification to the control center, (ii) no additional communication channel is needed compared to competitors. The authors to guarantee the decision accuracy of the AGC control center, for both the AGC system state and the adversarial signal calculate minimum variance unbiased estimate. Formal proofs are provided to ensure the stability of the AGC system after injecting the attack mitigation algorithm. Similarly, A FDI attack detection and isolation approach for large-scale smart grids is proposed in [34]. The authors, first, define a group of non-linear interval observers trying to accurately estimate interval state of the system. Next, an interval residual-based detection metric to address the pre-computed threshold shortcomings is proposed. Once the interval residuals seems abnormal, an appropriate alarm is issued accordingly. Moreover, to isolate the sensors injecting FDIA, a matrix-based isolation algorithm is introduced and integrated to the control centers. In [38], Luo *et al.* try to detect and localize FDI attacks based on a series of interval observers. FDI attack localization is performed by analyzing the measurement data of corresponding sensors located in different areas of the system. Hence, each interval observer is responsible for both detection and localization tasks. Smith *et al.* in [42] explain that nonlinear constrained optimization

(NLCO) can be used to estimate smart grids states from limited number of collected measurements. This can be used to detect and localize any anomaly (e.g., line outages, generator trips, load shedding, etc.) within the system. Wang *et al.* in [34] try to detect and isolate FDI attacks based on the unknown input (UI) interval observer. For this purpose, they design UI interval observers based on the physical dynamics of the underlying system. Next, they use the interval residuals of all areas to identify FDI attacks. For exceptional cases, when a FDI attack remains undetectable, a local matrix-based algorithm is developed to perform final judgments by combining observable cases. Shi *et al.* in [46] propose prediction-based FDIA detection and location scheme (PDL) modeling power systems states as a multi-variate time-series predictable by vector autoregressive processes (VAR). Accordingly, a time-varying and non-diagonal matrix is prepared for analyzing states consistencies over time, and detecting potential anomalies (e.g., FDI attacks). After detecting and localizing anomalies, their values can be replaced with corrected values for calibration purposes. Qiu *et al.* in [56] utilize set-membership estimation (SME) to detect and localize cyberattacks by calculating ellipsoidal estimates of the affected system states. Furthermore, they have designed a model predictive control (MPC) to compute optimal control sequences and improve system tolerance against cyberattacks. Wang *et al.* in [51] present "event unmixing" conceptual framework for online and temporal analysis (i.e. detection and localization) of cyberattacks in smart grids. By collecting temporal stamps to build an overcomplete dictionary, they characterize abnormal activities over time. Using this framework, they try to identify the type of cyberattacks, failure locations and failure start time. This information helps to efficiently localize and mitigate cyberattacks.

In [33], Luo *et al.* use real-time measurements to propose a state observer-based unknown attack detection and isolation approach. The main novelty of this work is integrating graph theory to large scale smart grids aiming to partition the system into a number of areas and identify sparse and dense ones. For this purpose, they design an observation matrix to extract the corresponding relation between the state observer residual and the smart grid inputs. Next, using the graph-theoretic algorithm, they calculate the asymmetric weighted Laplacian. Another graph-theoretic approach using real-time synchrophasor measurements is proposed in [36] to localize cyber-attacks, such as Denial of Service (DoS), flooding, jamming of communication links, etc., in large-scale power systems. Leveraging physical topology of a smart grid, by dividing it into a set of areas or clusters, they use the phasor measurement data information to identify the area that a particular attack enters and isolate the attack. They compare the identified localization characteristics with a list of transfer function residues. Hasnat *et al.* in [44] utilize graph signal processing (GSP) as smart grids measurement data analysis and representation. They analyze cyberattacks (e.g., FDI, DoS, data-replay, etc.) impacts on smart grids in the graph vertex domain, the graph-frequency domain and combined vertex-frequency domain of signals. Next, based on the effects of attacks on the graph Fourier transform (GFT), they propose

TABLE VII
MATHEMATICAL MODELING

Model/Technique	Papers
Statistical Analysis	[34], [38], [42], [34], [46], [66]
Graph Theory	[33], [36], [44], [49]

TABLE VIII
FDI ATTACKS LOCALIZATION TECHNIQUES

Localization Technique	Papers
Classic Machine Learning	[32], [50], [57], [52], [58], [53], [58]
Deep Learning	[32], [37], [43], [47], [48], [62], [61], [64], [68]
Graph Neural Networks	[35], [59], [65]
Set-Membership Estimation	[56]
Sparse Group Lasso	[63]
Chi-Square	[45]
Graph Signal Processing	[19], [44], [55]
Matrix Based	[72], [38], [46], [51]
Observer Based Residual	[33], [41]

different GSP techniques for detecting and localizing attacks. Similarly, Drayer *et al.* in [49] consider a power system as a graph where nodes represent buses and edges represent transmission lines. By analyzing smoothness of graph states, they try to detect and localize FDI attacks.

VII. SUMMARY ANALYSIS AND KEY FINDINGS

This section discusses the major findings of our analysis from different perspectives, such as the localization techniques, evaluation scenarios, adversary's knowledge level, result analysis, and finally, the investigated FDI attacks considered by the identified relevant works.

A. Localization Techniques

It is important to highlight the key differences/similarities found in the literature to locate an FDI attack or the region under the attack. In this section, we summarize the methodologies adopted by researchers to locate the node under an FDI attack.

Considering that the main focus of this survey is FDI attacks localization, we have listed the techniques utilized in the selected papers for localizing FDI attacks in Table VIII. These techniques play an important role in particular when we want to control and mitigate FDI attacks.

As Table VIII shows, the majority of FDI attack localization researches employ advanced data-driven approaches revealing the direction and trend of this research area toward these approaches as also supported by Table IV. In this direction, the localization of the FDI attacks is mainly considered as a multi-label classification task or a multi-cluster clustering task.

B. Evaluation Scenario

Various evaluation methodologies, such as statistical-based [35][51], simulation based [49][64], emulation based [45], real test-bed based [65][67] etc., have been considered to evaluate the proposed methodologies in the reviewed papers.

A comprehensive dataset can facilitate and accelerate the evaluation process. Such data can either be taken directly

TABLE IX
ADOPTED DATASETS

Input	Papers
Data Generated by MATPOWER	[32], [59], [37], [44], [46], [47], [48], [55], [52], [53], [19], [59], [58], [74], [65], [60], [61], [62], [63], [64], [70], [71]
Data Generated by MATLAB	[38], [43]
Data from DigSilent Power Factory ¹	[68]
NYISO Load Profile ²	[59], [52], [58], [69]
Simulated frequency disturbance data	[51]
Simulated Waveform Data of IEEE-37 bus	[57]
Oak Ridge National ³ Laboratories simulated dataset	[45]
PMU data	[67]

from smart grids or derived synthetically. As of infrastructure privacy and confidentiality, very limited ground truth datasets are publicly available, e.g., New York Independent System Operator (NYISO) [73]. Consequently, in most cases, the data is generated via simulations using various tools and platforms. Table IX shows the list of existing datasets and tools for data generation.

From the simulation point of view, Table XII reports the most popular simulators considered in the literature, i.e., MATPOWER⁴, MATLAB simulink⁵, Power System Simulator for Engineering (PSS/E)⁶, MATLAB YALMIP [75], or custom simulations. Moreover, the power system components from which the data is collected play an important role. The data can be read from different sources, such as a Phase Measurement Unit (PMU), a smart meter, a Frequency Disturbance Recorder (FDR), digital relays, etc. There is actually no best-practice since, in general, the sampling rate of a PMU is greater than that of a smart meter, i.e. data is collected with higher resolution, but reduced processing speed. Additionally, a smart meter can record basic amplitude whereas PMU gives phase information too.

We now considered two reference scenarios, which are the result of the analysis of the paper considering the aforementioned tools.

- 1) **IEEE case studies:** most of the studies utilize standard IEEE-X system models for their experiments and evaluating their approaches. X represents the number of buses indicating the overall complexity of the power system. Table X compares such standards in terms of number of lines, number of generators and number of busses while Table XI matches the standards to the corresponding papers. IEEE-14 and IEEE-118 are the two most popular standards utilized by researchers.
- 2) **Other case studies:** beside the IEEE-X bus systems, there have been custom test cases examined by Luo *et al.* in [33] employed Two-Area Kundur System as

⁴<https://matpower.org>

⁵<https://www.mathworks.com/products/simulink.html>

⁶<https://www.siemens.com/global/en/products/energy/grid-software/planning/pss-software/pss-e.html>

a baseline with two areas and extended it to 180-generators with 10-areas.

C. Adversary knowledge

Adversary knowledge is constituted by a set of information that can be exploited to increase the effectiveness of the attack. Such knowledge can be any information about the smart grid infrastructure, components, and operations. Adversary knowledge can be categorized into two levels [11]: (i) full knowledge about the underlying infrastructure of the system, (ii) limited knowledge about the underlying infrastructure of the system. It is hard for an attacker to access full knowledge regarding the target smart grid system [48] [37]. These limitations are the result of (i) power subsystems being geographically far from each other, restricting the attacker from collecting information for all subsystems, (ii) system parameters being kept confidential and highly secure, (iii) limitation on financial or instrument support, making it very challenging for attackers to access the target system's measurements. Consequently, an attacker with limited system knowledge can generate stealthy attacks by min-cut problem [61].

Table XIII shows the adversary knowledge levels and associated papers. We did not find any paper at black-box level with zero knowledge of the underlying system. Most of the reviewed articles considered the traditional bad data detection mechanism as their baseline for the generation of the attack vectors.

D. Result Analysis

Machine learning-based algorithms employ several key metrics to measure their performance. These evaluation metrics vary based on the problem under study and should be carefully selected in order to provide maximum insights. Some popular classification metrics include Accuracy, Precision, F1-Score, Recall, and Area Under the Curve (AUC), explained in the following:

- **Accuracy:** Accuracy is the most common parameter while evaluating performance. It is a fraction of the total number of correct predictions over the total number of samples. It is defined as:

$$Accuracy = \frac{TP + TN}{TP + TN + FP + FN} \quad (1)$$

where TP stands for true positive, FP for false positive, TN for true negative, and FN for false negative.

- **Precision:** Precision is used to measure a model's capacity to avoid FP. It is a fraction of TP and all positive predictions:

$$Precision = \frac{TP}{TP + FP} \quad (2)$$

- **Recall:** It is a fraction of TP measuring the percentage of true positives out of all actual positive instances:

$$Recall = \frac{TP}{TP + FN} \quad (3)$$

TABLE X
IEEE STANDARD BUS SYSTEM COMPARISON

IEEE-X Bus System	No. of Lines/Branches	No. of Generators	No. of Slack Buses	No. of Generator Buses	No. of Load Buses
14	20	5	1	4	9
30	41	6	1	5	24
39	46	10	1	9	29
57	80	7	1	6	50
118	186	54	1	53	64
300	411	69	1	68	231

TABLE XI
EVALUATION SCENARIO

Power System	Papers
IEEE-14	[32], [37], [46], [49], [50], [48], [53], [19], [54], [61], [62], [63], [64], [70]
IEEE-37	[57]
IEEE-39	[19]
IEEE-57	[35], [47]
IEEE-118	[68], [32], [35], [37], [40], [47], [55], [52], [59], [58], [65], [61], [62], [64]
IEEE-143	[43]
IEEE-300	[68], [35], [59]
Two-Area Kundur	[33]

TABLE XII
SIMULATORS

Environment	Papers
MATPOWER	[32], [37], [46], [49], [50], [48], [53], [19], [54], [61], [62], [63], [64], [70], [59]
MATLAB-Simulink	[57]
PSS/E	[19]
MATLAB YALMIP ⁷	[56]

- **F1-Score:** F1-score represents the balanced harmonic mean of precision and recall, serving as a metric for the model's overall performance. Its purpose is to ensure that precision and recall are considered equally:

$$F1_{score} = 2 \times \frac{Precision \times Recall}{Precision + Recall} \quad (4)$$

- **AUC:** AUC is a widely used evaluation metric in binary classification tasks that gauges the model's efficacy in discriminating between positive and negative instances:

$$AUC = \frac{S_p - n_p(n_n + 1)/2}{n_p \times n_n} \quad (5)$$

where S_p , n_n , and n_p denote the sum of classified samples as positive, negative samples, and positive samples, respectively.

Our survey spans over several IEEE standard bus systems. We list the results of the selected studies based on various

TABLE XIII
THE KNOWLEDGE OF THE ADVERSARY

Knowledge Level	Papers
Full Knowledge	[56], [48], [57], [53], [59], [65], [61], [63], [64], [68]
Limited Knowledge	[32], [33], [35], [37], [40], [41], [50], [19], [68], [20], [67]

evaluation metrics and their utilized standard bus systems in Table XIV. As of using different datasets (not publicly available) and evaluation setups, we cannot perform a fair and complete comparison among all the selected works based on their results. However, there are cases adopting the same datasets, such as [32], [64], to conduct their evaluations. As mentioned previously, the main shortcoming of the most of these researches is the lack of evaluation within real environments or based on ground truth datasets.

E. AC/DC Power System

While Alternating Current (AC) is suitable for distribution of power over longer distances, Direct Current (DC) is mostly used in batteries, electric vehicles, and low voltage power systems. As discussed earlier, the main objective of most of the selected papers is state estimations in power systems [32][37][41]. The complexities of a state estimation task depend on a variety of factors. One of the main factors is when the authors choose between AC or DC state estimations. DC estimation is simpler and gives an overview of the underlying system. It can be used in the preliminary phase of the study to capture the initial pictures. However, to truly replicate a power system, AC estimation is required. AC estimation is a non-linear problem and is a significantly complicated scenario compared to DC estimation. In terms of the sampling time, DC systems has lower sampling rate providing more time for attackers to compromise the system. Hence, deploying various hidden attack vectors against DC systems is considerably easier compared to AC systems that send faster snapshot of readings. Table XV categorizes the reviewed researches based on the type of their analyzed system.

F. Investigated FDI Attack Types

A number of FDI attacks were studied in the reviewed studies to investigate the resilience of proposed approaches in the presence of an adversary. Each FDI attack has different features and profile. In the following, we describe the investigated FDI attacks. Table XVI lists the investigated FDI attacks and corresponding papers.

1) *Ramp Attack:* Ramp attacks cause power instability and equipment damages [34]. In these attacks, the attacker aims to evade the attack detection from linear-prediction-based models by introducing bad data to the smart grid data stream. Linear detection models fail to detect ramp attacks due to their gradual increase in nature. A successful ramp attack can cause significant financial and operational damages.

TABLE XIV
PERFORMANCE SUMMARY IN TERMS OF EVALUATION METRICS AND DETECTION TIME

	Article	Metrics						
		Accuracy	Precision	F1-Score	Recall	AUC	Detection Time	
Localization	Wang <i>et al.</i> [32]	97.3 R	99.66	99.75	99.84	-	CNM	
	Mukherjee <i>et al.</i> [37]	94.01 R	99.63	99.72	99.82	-	< μ sec	
	Lee <i>et al.</i> [74]	-	99.54	99.53	99.54	Yes	-	
	Shereen <i>et al.</i> [19]	CNM	-	-	-	Yes	< milli sec	
	Jiang <i>et al.</i> [53]	96.91*	-	-	-	-	-	
	Li <i>et al.</i> [54]	100	-	-	-	-	-	
	Hegazi <i>et al.</i> [61]	95 R	99.43	99.3	99.64	-	-	
	Han-2023	98.3	99.8	92.6	86.4	Yes	-	
	Li <i>et al.</i> [63]	CNM	CNM	CNM	CNM	-	-	
	Fan <i>et al.</i> [64]	-	>99	>99	>99	Yes	-	
	IEEE-57	Boyaci <i>et al.</i> [35]	-	-	79.53	-	-	2.76 milli sec
		Mohammadpourfard <i>et al.</i> [47]	-	99	99	99	-	-
		Wang <i>et al.</i> [32]	93.3 R	99.08	99.4	99.71	-	100 μ sec
		Boyaci <i>et al.</i> [35]	-	-	83	-	-	2.81 milli sec
	Mukherjee <i>et al.</i> [37]	93.3 R	99.8	99.7	99.61	-	200 μ sec	
	Vukovic <i>et al.</i> [40]	-	-	-	-	-	-	
IEEE-118	Li <i>et al.</i> [63]	CNM	CNM	CNM	CNM	-	-	
	Hasnat <i>et al.</i> [58]	>90	-	-	-	-	-	
	Haghshenas <i>et al.</i> [65]	>95	-	-	-	-	0-20 time instance	
	Hegazi <i>et al.</i> [61]	93 R	99.93	99.95	99.96	-	-	
	Han <i>et al.</i> [62]	96.4	98.9	83.3	72	-	-	
	Fan <i>et al.</i> [64]	-	>99	>99	>99	Yes	-	
IEEE-300	Han <i>et al.</i> [62]	95.8	96.7	80.2	68.5	-	-	
	Boyaci <i>et al.</i> [59]	-	-	93.33	-	-	2.94 milli sec	
	Boyaci <i>et al.</i> [35]	-	-	79.03	-	-	2.94 milli sec	

CNM: Considered but not explicitly mentioned, *: Average, R: Row Accuracy or RACC, -: did not considered

TABLE XV
CATEGORIZATION OF THE PAPERS BASED ON AC/DC ARCHITECTURE

System Type	Papers
AC System	[33], [41], [35], [38], [42], [72], [42], [41], [43], [44], [56], [51], [48], [55], [57], [59], [65], [63], [68]
DC System	[32], [37], [46], [47], [53], [19], [58], [54], [60], [61], [62], [64], [45]

2) *Replay Attack*: A replay attack, sometimes called a data replay attack, in which an adversary observes and records the data stream from smart grids meters and re-injects these measurements later to disrupt the system [52].

3) *Covert Attack*: A covert attack is a type of FDI attack that can bypass the traditional BDD systems and remains unobservable for an extended time period to deteriorate the normal operation of the smart grids [48].

4) *Denial of Service Attack*: Denial of Service (DoS) attacks cause smart grids services and measurements unavailability which lead to the unobservability of the underlying system. Overall, DoS attacks deteriorate the normal operation of smart grids.

5) *Delay Attack*: A delay attack is carried out by the adversary to introduce non-synchronous behavior in the time-stamped measurements. Mathematically it can be represented as $c(t) = x(n_A, t - t_d)$ where $c(t)$ is corrupted measurement delayed by the amount of time t_d and n_A is the bus instance under attack. Time Synchronization Attack (TSA) is considered as a delay attack against synchronized PMU devices to change the phase angles of the measurements [19].

6) *Random FDI Attack*: A random attack is an attack in which an attacker tries to find attack vectors leading

TABLE XVI
TYPES OF FDI ATTACKS

FDI Attack Type	Papers
Covert Attack	[33][41][38][63]
Ramp Attack	[72][52][65][76]
DoS Attack	[44][56] [52][55][58]
Replay Attack	[35][43][44][55][52][58]
Delay Attack	[55][58]
Time Synchronization Attack	[19]
Random Attack	[41]

the underlying smart grid controllers and operators to misestimate the state of the system [31].

VIII. OPEN ISSUES AND RESEARCH DIRECTIONS

In this section, we describe current research challenges and possible future directions about the detection and localization of FDI attacks in smart grid. We believe that the following topics worth more investigation as future research directions in this field.

- **Ground truth datasets.** Measurements from real world scenarios are extremely difficult to set-up due to privacy constraints and data confidentiality of critical infrastructures. While simulations provide a quick and easy to achieve test-bed for FDI cybersecurity attacks, they might not be the perfect representation of the system—this being true in particular for smart grid environments.
- **Real-world smart grid environments.** One of the best but expensive option is testing the proposed approach in a real-world environment, considering real constraints, noise and real FDI cyber-attacks. A real world deployment involving a real smart-grid can definitely improve

the robustness of the findings along with enhancing its efficiency and performance.

- **Scalability.** Current approaches focus on specific, small scale, simulated scenarios. We highlight the importance of testing the proposed approaches in more complex and large-scale smart grids. This will improve robustness, scalability and comprehensiveness of FDI attack detection and localization approaches.
- **High-end FDI attacks:** FDI attacks might exploit recent advances on ML and AI, in particular, resorting to adversarial machine learning, i.e., generating attack patterns that are specifically designed to be undetected to AI-based detection algorithm.
- **Real-time analysis.** Detecting, localizing and mitigating FDI attacks in real-time is becoming of great importance in order to reduce the adversary's advantage of performing malicious activities during the (stealthy) period of persistence of the adversary inside the smart grid ICT infrastructure. Hence, moving from offline to online detection and localization should be taken into account when designing new approaches.
- **Dataset quality improvement.** Dataset quality is of paramount importance to ensure model robustness and reliability. For data-driven models, training, evaluation and testing datasets need to be significantly well-elaborated. Dataset require to be up-to-date including new FDI attacks, while addressing imbalanced data and normalization, thus improving model quality (higher accuracy, precision and recall).
- **Differentiating cyber from physical.** Designing a model for detecting, localizing and distinguishing cyber from physical attacks is becoming more and more a priority due to the different countermeasures required for the defense [52]. For example, a PMU generating faulty measurements should be treated in a completely way from a compromised PMU. For this purpose, a group of criteria should be defined and continuously updated to ensure more accurate discrimination.
- **Anomaly detection.** Many contributions from the literature dealing with FDI detection and localization are related to anomaly detection, i.e., the attack pattern is treated as an anomaly respect to a previously generated ground truth. Anomaly detection techniques focusing on 0-day (unknown) attacks might be considered to increase the detectability of 0-days in the domain of FDI attacks.
- **Data correlation from various sources.** Correlating data from different sources, such as network data, topology information, and PMU characteristics, enhances FDI attack detection and localization to efficiently extract information for location detection of the attacks, thus increasing the overall performance of the mitigation activities.
- **False positive and false negative.** Reducing false positive and false negative can significantly improve the reliability and effectiveness of FDI attack detection and localization approaches in real-world environments. For data-driven models, this can be partially achieved by improving the training, evaluation and testing data quality. Data correlation also can ensure more precised and

accurate detection and localization.

- **Graph signal processing (GSP) methods.** Potential improvements on GSP methods involve: (i) investigating the effect of various noises on their performance, (ii) applying GSP methods to dynamic graphs enabling them to detect and localize the group of FDI attacks causing changes in the network topology, (iii) using graph signal characteristics and vertex attributes as features in data-driven modelings, (iv) improving vertex-frequency energy distribution (VFED) algorithms to reduce computational complexities while enhancing detection and localization accuracy, (v) applying VFED algorithms to small-size systems for stress localization.
- **Stress classification.** Comprehensive classification and characterisation of various stresses, and designing corresponding investigation and analysis mechanisms ensure more accurate and reliable prevention, prediction, detection, localization and mitigation.
- **Dynamic topology.** FDI attacks detection and localization in dynamic topology smart grids is another future direction to improve current approaches and keep their coherency with advancing technologies. This requires context awareness for the detection and localization algorithms to actively fetch underlying system features and characteristics to adapt with changing variables. Evaluating such approaches on multiple systems with varying topology and characteristics will significantly enhance its adoption within such environments.
- **Graphical network topology.** Integrating graphical network topology into the implemented version of current FDI attack detection and localization approaches can be another useful and valuable future direction enhancing their applicability and facilitating their analysis by specialists.

IX. CONCLUSION

Smart grid state estimation integrity is critical for its proper operations. Adversaries adopt various advanced techniques to affect the (cyber) internal state, which in turn, reflects on the physical domain having a detrimental effect on both the security and safety of the system. Among all, FDI attacks are the most powerful techniques for attackers to reach their objectives. Unfortunately, conventional detection methods (e.g., residual-based methods) are not able to detect such attacks due to recent advances on the attacker side. While detection of such attacks is still a significant challenge, minor effort have been devoted for localization—due to the complexity of the problem. We investigated the current state of the art on smart grids cyber-attacks, focusing on FDI attacks detection and localization. First, we provided a background on smart grids architecture and current cyber-security challenges. Next, after categorizing our list of selected papers into data-driven and mathematical modeling categories, we described their proposed approaches and employed techniques. Accordingly, we provided our key findings and analytical insights regarding the employed localization techniques, evaluation scenarios, obtained results, investigated FDI attack types, etc. Finally,

we discussed about open issues in FDI attack joint detection and localization, and potential future research directions, while drawing some final remarks.

ACKNOWLEDGEMENTS

This publication was supported by NPRP grant NPRP12C-0814-190012 from the Qatar National Research Fund (a member of Qatar Foundation). The findings achieved herein are solely the responsibility of the authors. The authors also thank the Qatar National Library (QNL) for supporting this research.

REFERENCES

- [1] X. Yu and Y. Xue, "Smart grids: A cyber-physical systems perspective," *Proceedings of the IEEE*, vol. 104, no. 5, pp. 1058–1070, 2016.
- [2] V. Y. Pillitteri and T. L. Brewer, "Guidelines for smart grid cybersecurity," 2014.
- [3] A. S. Musleh, G. Chen, and Z. Y. Dong, "A survey on the detection algorithms for false data injection attacks in smart grids," *IEEE Transactions on Smart Grid*, vol. 11, no. 3, pp. 2218–2234, 2019.
- [4] R. Deng, G. Xiao, R. Lu, H. Liang, and A. V. Vasilakos, "False data injection on state estimation in power systems—attacks, impacts, and defense: A survey," *IEEE Transactions on Industrial Informatics*, vol. 13, no. 2, pp. 411–423, 2016.
- [5] S. Aoufi, A. Derhab, and M. Guerroumi, "Survey of false data injection in smart power grid: Attacks, countermeasures and challenges," *Journal of Information Security and Applications*, vol. 54, p. 102518, 2020.
- [6] L. Cui, Y. Qu, L. Gao, G. Xie, and S. Yu, "Detecting false data attacks using machine learning techniques in smart grid: A survey," *Journal of Network and Computer Applications*, vol. 170, p. 102808, 2020.
- [7] Z. Guan, N. Sun, Y. Xu, and T. Yang, "A comprehensive survey of false data injection in smart grid," *International Journal of Wireless and Mobile Computing*, vol. 8, no. 1, pp. 27–33, 2015.
- [8] M. A. Husnoo, A. Anwar, N. Hosseinzadeh, S. N. Islam, A. N. Mahmood, and R. Doss, "False data injection threats in active distribution systems: A comprehensive survey," *Future Generation Computer Systems*, 2022.
- [9] G. Liang, J. Zhao, F. Luo, S. R. Weller, and Z. Y. Dong, "A review of false data injection attacks against modern power systems," *IEEE Transactions on Smart Grid*, vol. 8, no. 4, pp. 1630–1638, 2016.
- [10] H. T. Reda, A. Anwar, and A. Mahmood, "Comprehensive survey and taxonomies of false data injection attacks in smart grids: Attack models, targets, and impacts," *Renewable and Sustainable Energy Reviews*, vol. 163, p. 112423, 2022.
- [11] A. Sayghe, Y. Hu, I. Zografopoulos, X. Liu, R. G. Dutta, Y. Jin, and C. Konstantinou, "Survey of machine learning methods for detecting false data injection attacks in power systems," *IET Smart Grid*, vol. 3, no. 5, pp. 581–595, 2020.
- [12] S. Aoufi, A. Derhab, and M. Guerroumi, "Survey of false data injection in smart power grid: Attacks, countermeasures and challenges," *Journal of Information Security and Applications*, vol. 54, p. 102518, 2020. [Online]. Available: <https://www.sciencedirect.com/science/article/pii/S2214212619310713>
- [13] E.-N. S. Youssef and F. Labeau, "False data injection attacks against state estimation in smart grids: Challenges and opportunities," in *2018 IEEE Canadian Conference on Electrical & Computer Engineering (CCECE)*. IEEE, 2018, pp. 1–5.
- [14] A. Gopstein, C. Nguyen, C. O'Fallon, N. Hastings, D. Wollman *et al.*, *NIST framework and roadmap for smart grid interoperability standards, release 4.0*. Department of Commerce. National Institute of Standards and Technology, 2021.
- [15] A. M. Annaswamy and M. Amin, "Ieee vision for smart grid controls: 2030 and beyond," *IEEE Vision for Smart Grid Controls: 2030 and Beyond*, pp. 1–168, 2013.
- [16] A. Cardenas and S. Cruz, "Cyber-physical systems security knowledge area," *The Cyber Security Body Of Knowledge (cybok)*, 2019.
- [17] C. Konstantinou and M. Maniatakos, "A case study on implementing false data injection attacks against nonlinear state estimation," in *Proceedings of the 2nd ACM workshop on cyber-physical systems security and privacy*, 2016, pp. 81–92.
- [18] A. Parizad and C. Hatziaodoniou, "A laboratory set-up for cyber attacks simulation using protocol analyzer and rtu hardware applying semi-supervised detection algorithm," in *2021 IEEE Texas Power and Energy Conference (TPEC)*. IEEE, 2021, pp. 1–6.
- [19] E. Shereen, R. Ramakrishna, and G. Dán, "Detection and localization of pmu time synchronization attacks via graph signal processing," *IEEE Transactions on Smart Grid*, 2022.
- [20] M. Khalaf, A. Youssef, and E. El-Saadany, "Joint detection and mitigation of false data injection attacks in agc systems," *IEEE Transactions on Smart Grid*, vol. 10, no. 5, pp. 4985–4995, 2018.
- [21] M. Ganjkhani, S. N. Fallah, S. Badakhshan, S. Shamshirband, and K.-w. Chau, "A novel detection algorithm to identify false data injection attacks on power system state estimation," *Energies*, vol. 12, no. 11, p. 2209, 2019.
- [22] D. An, F. Zhang, Q. Yang, and C. Zhang, "Data integrity attack in dynamic state estimation of smart grid: Attack model and countermeasures," *IEEE Transactions on Automation Science and Engineering*, vol. 19, no. 3, pp. 1631–1644, 2022.
- [23] M. I. Ibrahim, M. M. Badr, M. M. Fouda, M. Mahmoud, W. Alasmay, and Z. M. Fadlullah, "Pmbfe: Efficient and privacy-preserving monitoring and billing using functional encryption for ami networks," in *2020 international symposium on networks, computers and communications (ISNCC)*. IEEE, 2020, pp. 1–7.
- [24] A. Alsharif, M. Nabil, M. M. Mahmoud, and M. Abdallah, "Epd: Efficient and privacy-preserving data collection and access control scheme for multi-recipient ami networks," *IEEE Access*, vol. 7, pp. 27 829–27 845, 2019.
- [25] L. Na, X. Xiaohui, M. Xiaoqin, M. Xiangfu, and Y. Peisen, "Fake data injection attack detection in ami system using a hybrid method," in *2021 IEEE Sustainable Power and Energy Conference (iSPEC)*. IEEE, 2021, pp. 2371–2376.
- [26] N. Saxena, B. J. Choi, and S. Grijalva, "Secure and privacy-preserving concentration of metering data in ami networks," in *2017 IEEE International Conference on Communications (ICC)*, 2017, pp. 1–7.
- [27] A. Gholami, M. Mousavi, A. K. Srivastava, and A. Mehrizi-Sani, "Cyber-physical vulnerability and security analysis of power grid with hvdc line," in *2019 North American Power Symposium (NAPS)*. IEEE, 2019, pp. 1–6.
- [28] A. Abur and A. G. Exposito, *Power system state estimation: theory and implementation*. CRC press, 2004.
- [29] Y. Yuan, Z. Li, and K. Ren, "Modeling load redistribution attacks in power systems," *IEEE Transactions on Smart Grid*, vol. 2, no. 2, pp. 382–390, 2011.
- [30] K. R. Davis, K. L. Morrow, R. Bobba, and E. Heine, "Power flow cyber attacks and perturbation-based defense," in *2012 IEEE third international conference on smart grid communications (SmartGridComm)*. IEEE, 2012, pp. 342–347.
- [31] Y. Liu, P. Ning, and M. K. Reiter, "False data injection attacks against state estimation in electric power grids," *ACM Transactions on Information and System Security (TISSEC)*, vol. 14, no. 1, pp. 1–33, 2011.
- [32] S. Wang, S. Bi, and Y.-J. A. Zhang, "Locational detection of the false data injection attack in a smart grid: A multilabel classification approach," *IEEE Internet of Things Journal*, vol. 7, no. 9, pp. 8218–8227, 2020.
- [33] X. Luo, Q. Yao, X. Wang, and X. Guan, "Observer-based cyber attack detection and isolation in smart grids," *International Journal of Electrical Power & Energy Systems*, vol. 101, pp. 127–138, 2018.
- [34] X. Wang, X. Luo, M. Zhang, Z. Jiang, and X. Guan, "Detection and isolation of false data injection attacks in smart grid via unknown input interval observer," *IEEE Internet of Things Journal*, vol. 7, no. 4, pp. 3214–3229, 2020.
- [35] O. Boyaci, M. R. Narimani, K. R. Davis, M. Ismail, T. J. Overbye, and E. Serpedin, "Joint detection and localization of stealth false data injection attacks in smart grids using graph neural networks," *IEEE Transactions on Smart Grid*, vol. 13, no. 1, pp. 807–819, 2021.
- [36] T. R. Nudell, S. Nabavi, and A. Chakraborty, "A real-time attack localization algorithm for large power system networks using graph-theoretic techniques," *IEEE Transactions on Smart Grid*, vol. 6, no. 5, pp. 2551–2559, 2015.
- [37] D. Mukherjee, S. Chakraborty, and S. Ghosh, "Deep learning-based multilabel classification for locational detection of false data injection attack in smart grids," *Electrical Engineering*, vol. 104, no. 1, pp. 259–282, 2022.
- [38] X. Luo, Y. Li, X. Wang, and X. Guan, "Interval observer-based detection and localization against false data injection attack in smart grids," *IEEE Internet of Things Journal*, vol. 8, no. 2, pp. 657–671, 2020.
- [39] S. Siamak, M. Dehghani, and M. Mohammadi, "Dynamic gps spoofing attack detection, localization, and measurement correction exploiting pmu and scada," *IEEE Systems Journal*, vol. 15, no. 2, pp. 2531–2540, 2020.

- [40] O. Vuković and G. Dán, "Detection and localization of targeted attacks on fully distributed power system state estimation," in *2013 IEEE International Conference on Smart Grid Communications (SmartGridComm)*. IEEE, 2013, pp. 390–395.
- [41] X. Luo, X. Wang, X. Pan, and X. Guan, "Detection and isolation of false data injection attack for smart grids via unknown input observers," *IET Generation, Transmission & Distribution*, vol. 13, no. 8, pp. 1277–1286, 2019.
- [42] M. J. Smith and K. Wedeward, "Event detection and location in electric power systems using constrained optimization," in *2009 IEEE Power & Energy Society General Meeting*. IEEE, 2009, pp. 1–6.
- [43] M. Ganjkhani, M. Gilanifar, J. Giraldo, and M. Parvania, "Integrated cyber and physical anomaly location and classification in power distribution systems," *IEEE Transactions on Industrial Informatics*, vol. 17, no. 10, pp. 7040–7049, 2021.
- [44] M. A. Hasnat and M. Rahnamay-Naeini, "Detection and locating cyber and physical stresses in smart grids using graph signal processing," *arXiv preprint arXiv:2006.06095*, 2020.
- [45] J. Sakhnini, H. Karimipour, A. Dehghantaha, and R. M. Parizi, "Physical layer attack identification and localization in cyber-physical grid: An ensemble deep learning based approach," *Physical Communication*, vol. 47, p. 101394, 2021.
- [46] W. Shi, Y. Wang, Q. Jin, and J. Ma, "Pd: an efficient prediction-based false data injection attack detection and location in smart grid," in *2018 IEEE 42nd Annual Computer Software and Applications Conference (COMPSAC)*, vol. 2. IEEE, 2018, pp. 676–681.
- [47] M. Mohammadpourfard, I. Genc, S. Lakshminarayana, and C. Konstantinou, "Attack detection and localization in smart grid with image-based deep learning," in *2021 IEEE international conference on communications, control, and computing technologies for smart grids (SmartGridComm)*. IEEE, 2021, pp. 121–126.
- [48] D. Li, P. Ramanan, N. Gebraeel, and K. Paynabar, "Deep learning based covert attack identification for industrial control systems," in *2020 19th IEEE International Conference on Machine Learning and Applications (ICMLA)*. IEEE, 2020, pp. 438–445.
- [49] E. Drayer and T. Routtenberg, "Cyber attack localization in smart grids by graph modulation (brief announcement)," in *International Symposium on Cyber Security Cryptography and Machine Learning*. Springer, 2019, pp. 97–100.
- [50] Z. S. Khalafi, M. Dehghani, A. Khalili, A. Sami, N. Vafamand, and T. Dragičević, "Intrusion detection, measurement correction, and attack localization of pmu networks," *IEEE Transactions on Industrial Electronics*, vol. 69, no. 5, pp. 4697–4706, 2021.
- [51] W. Wang, L. He, P. Markham, H. Qi, and Y. Liu, "Detection, recognition, and localization of multiple attacks through event unmixing," in *2013 IEEE International Conference on Smart Grid Communications (SmartGridComm)*. IEEE, 2013, pp. 73–78.
- [52] M. A. Hasnat and M. Rahnamay-Naeini, "Detecting and locating cyber and physical stresses in smart grids using the k-nearest neighbour analysis of instantaneous correlation of states," *IET Smart Grid*, vol. 4, no. 3, pp. 307–320, 2021.
- [53] J. Jiang, J. Wu, C. Long, and S. Li, "Location of false data injection attacks in power system," in *2019 Chinese Control Conference (CCC)*. IEEE, 2019, pp. 7473–7478.
- [54] B. Li, Q. Du, J. Song, A. Li, and X. Ma, "Locating false data injection attacks on smart grids using d-facts devices," in *International Conference on Service-Oriented Computing*. Springer, 2021, pp. 287–301.
- [55] M. A. Hasnat and M. Rahnamay-Naeini, "A graph signal processing framework for detecting and locating cyber and physical stresses in smart grids," *IEEE Transactions on Smart Grid*, 2022.
- [56] Q. Qiu, F. Yang, and Y. Zhu, "Cyber-attack localisation and tolerant control for microgrid energy management system based on set-membership estimation," *International Journal of Systems Science*, vol. 52, no. 6, pp. 1206–1222, 2021.
- [57] Q. Li, J. Zhang, J. Zhao, J. Ye, W. Song, and F. Li, "Adaptive hierarchical cyber attack detection and localization in active distribution systems," *IEEE Transactions on Smart Grid*, vol. 13, no. 3, pp. 2369–2380, 2022.
- [58] M. R.-N. Md Abul Hasnat, "Characterization and classification of cyber attacks in smart grids using local smoothness of graph signals," vol. 2, pp. 1–6, 2021.
- [59] O. Boyaci, M. R. Narimani, K. Davis, and E. Serpedin, "Infinite impulse response graph neural networks for cyberattack localization in smart grids," *arXiv preprint arXiv:2206.12527*, 2022.
- [60] X. Gao, X. Yang, L. Meng, and S. Wang, "Fast economic dispatch with false data injection attack in electricity-gas cyber-physical system: A data-driven approach," *ISA transactions*, 2022.
- [61] H. I. Hegazy, A. S. T. Eldien, M. M. Tantawy, M. M. Fouda, and H. A. TagElDien, "Online location-based detection of false data injection attacks in smart grid using deep learning," in *2022 IEEE International Conference on Internet of Things and Intelligence Systems (IoT&IS)*. IEEE, 2022, pp. 153–159.
- [62] Y. Han, H. Feng, K. Li, and Q. Zhao, "False data injection attacks detection with modified temporal multi-graph convolutional network in smart grids," *Computers & Security*, vol. 124, p. 103016, 2023.
- [63] D. Li, N. Z. Gebraeel, K. Paynabar, and A. S. Meliopoulos, "An online approach to covert attack detection and identification in power systems," *IEEE Transactions on Power Systems*, 2022.
- [64] X. Fan, M. Zhang, H. Zeng, and C. Shen, "Locational detection of data integrity attacks with multi-gate mixture-of-experts in smart grid."
- [65] S. H. Haghshenas, M. A. Hasnat, and M. Naeini, "A temporal graph neural network for cyber attack detection and localization in smart grids," *arXiv preprint arXiv:2212.03390*, 2022.
- [66] S. Z. Yong, M. Zhu, and E. Frazzoli, "A unified filter for simultaneous input and state estimation of linear discrete-time stochastic systems," *Automatica*, vol. 63, pp. 321–329, 2016.
- [67] E. Hallaji, R. Razavi-Far, M. Wang, M. Saif, and B. Fardanesh, "A stream learning approach for real-time identification of false data injection attacks in cyber-physical power systems," *IEEE Transactions on Information Forensics and Security*, vol. 17, pp. 3934–3945, 2022.
- [68] J. James, Y. Hou, and V. O. Li, "Online false data injection attack detection with wavelet transform and deep neural networks," *IEEE Transactions on Industrial Informatics*, vol. 14, no. 7, pp. 3271–3280, 2018.
- [69] A. Jevtic, F. Zhang, Q. Li, and M. Ilic, "Physics-and learning-based detection and localization of false data injections in automatic generation control," *IFAC-PapersOnLine*, vol. 51, no. 28, pp. 702–707, 2018.
- [70] Y. Gu, T. Liu, D. Wang, X. Guan, and Z. Xu, "Bad data detection method for smart grids based on distributed state estimation," in *2013 IEEE International Conference on Communications (ICC)*. IEEE, 2013, pp. 4483–4487.
- [71] S. Zonouz, K. M. Rogers, R. Berthier, R. B. Bobba, W. H. Sanders, and T. J. Overbye, "Scpse: Security-oriented cyber-physical state estimation for power grid critical infrastructures," *IEEE Transactions on Smart Grid*, vol. 3, no. 4, pp. 1790–1799, 2012.
- [72] X. Wang, X. Luo, Y. Zhang, and X. Guan, "Detection and isolation of false data injection attacks in smart grids via nonlinear interval observer," *IEEE Internet of Things Journal*, vol. 6, no. 4, pp. 6498–6512, 2019.
- [73] S. F. Tierney, "The new york independent system operator: A ten-year review," *New York ISO White Paper. Boston, MA*, 2010.
- [74] B. Li, Q. Du, J. Song, A. Li, and X. Ma, "Locating false data injection attacks on smart grids using d-facts devices," in *Service-Oriented Computing: 19th International Conference, ICSOC 2021, Virtual Event, November 22–25, 2021, Proceedings*. Berlin, Heidelberg: Springer-Verlag, 2021, p. 287–301.
- [75] J. Löfberg, "Yalmip : A toolbox for modeling and optimization in matlab," in *In Proceedings of the CACSD Conference*, Taipei, Taiwan, 2004.
- [76] X. Wang, D. Shi, J. Wang, Z. Yu, and Z. Wang, "Online identification and data recovery for pmu data manipulation attack," *IEEE Transactions on Smart Grid*, vol. 10, no. 6, pp. 5889–5898, 2019.