

# Enhanced Visual Instruction Tuning with Synthesized Image-Dialogue Data

Yanda Li<sup>1,2\*</sup>, Chi Zhang<sup>2\*†</sup>, Gang Yu<sup>2‡</sup>, Zhibin Wang<sup>2</sup>, Bin Fu<sup>2</sup>,  
Guosheng Lin<sup>3</sup>, Chunhua Shen<sup>4</sup>, Ling Chen<sup>1</sup>, Yunchao Wei<sup>5‡</sup>

<sup>1</sup> University of Technology Sydney    <sup>2</sup> Tencent    <sup>3</sup> Nanyang Technological University  
<sup>4</sup> Zhejiang University    <sup>5</sup> Beijing Jiaotong University

e-mail: <sup>1</sup>liyanda95@gmail.com, <sup>1</sup>ling.chen@uts.edu.au  
<sup>2</sup>{johnczhang, skicyyu, billzbxwang, brianfu}@tencent.com  
<sup>3</sup>gslin@ntu.edu.sg <sup>4</sup>chunhua@me.com <sup>5</sup>wychao1987@gmail.com

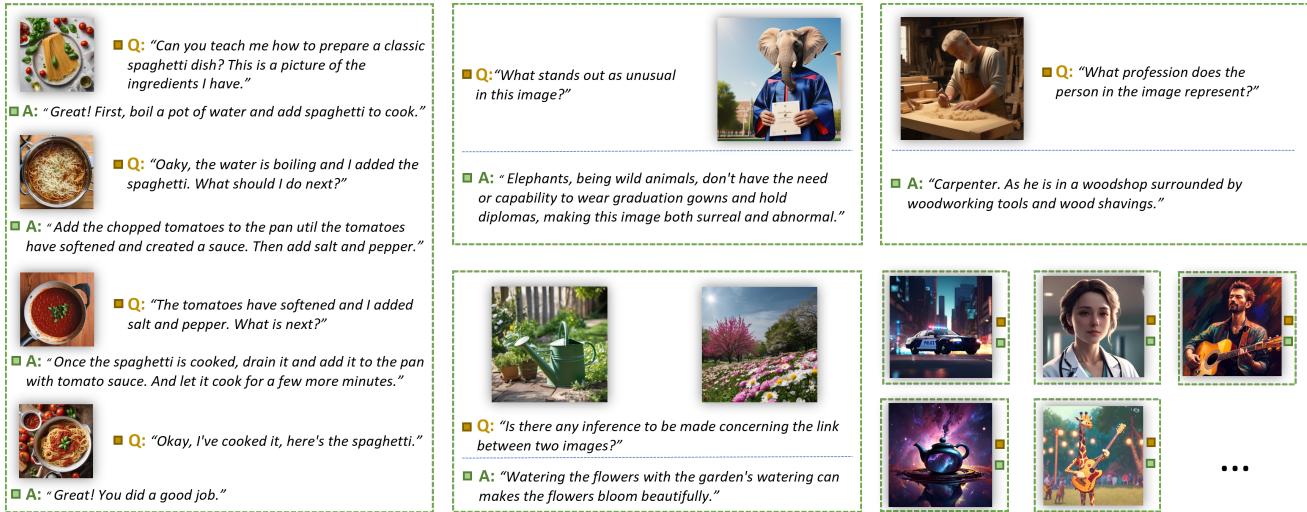


Figure 1. **Examples of synthesized visual instruction data.** We use ChatGPT and text-to-image generation models to synthesize various forms of visual instruction tuning data, such as multi-round dialogue data, multi-image reasoning data, and anomaly detection data. These data are used to train the multimodal large language models.

## Abstract

The remarkable multimodal capabilities demonstrated by OpenAI’s GPT-4 have sparked significant interest in the development of multimodal Large Language Models (LLMs). A primary research objective of such models is to align visual and textual modalities effectively while comprehending human instructions. Current methodologies of

ten rely on annotations derived from benchmark datasets to construct image-dialogue datasets for training purposes, akin to instruction tuning in LLMs. However, these datasets often exhibit domain bias, potentially constraining the generative capabilities of the models. In an effort to mitigate these limitations, we propose a novel data collection methodology that synchronously synthesizes images and dialogues for visual instruction tuning. This approach harnesses the power of generative models, marrying the abilities of ChatGPT and text-to-image generative models to yield a diverse and controllable dataset with varied image content. Additionally, datasets can be arbitrarily scaled. This not only provides greater flexibility compared to ex-

\*Equal contributions. Work was done when Yanda Li was a Research Intern at Tencent.

†Project Leader

‡Corresponding Author

Project page: <https://github.com/icoz69/StableLLAVA>

isting methodologies but also significantly enhances several model capabilities. Our research includes comprehensive experiments conducted on various datasets. The results emphasize substantial enhancements in more than ten commonly assessed capabilities. Additionally, our model achieves state-of-the-art results across multiple widely recognized multimodal benchmarks.

## 1. Introduction

The advent of OpenAI’s ChatGPT[26] sets a significant advancement in the realm of Artificial Intelligence (AI), revealing a range of impressive abilities embedded in Large Language Models (LLMs). These models, exemplified by GPT-4[25], showcase exceptional versatility by handling not just images but also excelling in tasks once thought impossible. This includes understanding humor within images and drafting website code from basic sketches, aspects that highlight its revolutionary potential.

Despite these remarkable achievements, a critical aspect remains undisclosed: the specific mechanics underpinning GPT-4, particularly concerning the seamless integration of multimodal information into LLMs. This knowledge gap has spurred a concerted research effort to address this conundrum.

Notably, an emerging method receiving considerable attention involves the utilization of adapter-based techniques [9, 23, 40], which allow the training of a visual-to-text adapter that can convert features from pre-trained visual models into LLM tokens. Intriguingly, these adapter-based methods have demonstrated efficacy comparable to the undisclosed GPT-4 model. The appeal of adapter-based methodologies lies in their utilization of the extensive knowledge embedded in pre-trained large visual models and LLMs. A key focus is on training a lightweight adapter, thereby sidestepping the computationally intensive process of training visual models and LLMs from scratch. This targeted resource allocation enhances efficiency by concentrating computational efforts on areas yielding the most substantial outcomes.

A prerequisite for implementing these frameworks is the availability of paired vision-text image data. This dual-purpose dataset aligns visual and textual features, fostering an understanding of human instructions crucial for generating appropriate responses. Analogous to instruction tuning in LLMs [33], this process is commonly referred to as visual instruction tuning. Existing methods [6, 7, 19, 21, 27] typically construct visual instruction tuning datasets by leveraging established vision datasets, extracting information such as image captions, spatial locations, and categories to form dialogues. This approach maximizes resource utilization, creating a comprehensive and efficient training dataset for multimodal LLMs.

However, despite the efficiency and simplicity of this approach to dataset construction, certain limitations still persist. Existing large-scale vision-text datasets, such as LAION [31] and CC [4], often contain noise. Consequently, training only a subset may inadequately align visual-text features for immediate user requirements. Moreover, benchmark datasets [4, 18, 31] often exhibit a domain bias, primarily in terms of image styles. For instance, prevalent datasets such as COCO [18] predominantly feature images from everyday life, while stylized images like cartoons are rarely represented. Additionally, these vision annotations may also constrain the types of dialogues generated from them. For example, none of the current datasets contain data to directly enhance the model’s ability to comprehend jokes presented in the images, an impressive feature of GPT-4. Besides, as multi-image dialogues become increasingly integral to the practical application of multimodal LLMs, the current lack of comprehensive multi-image datasets further underscores the need for data enrichment in this domain.

In addressing these limitations, we propose a novel data collection approach to enhance visual instruction tuning. Building upon recent successes in the AI-Generated Content (AIGC) field, we leverage generative models to produce image-dialogue pair data for visual instruction tuning. More concretely, we employ ChatGPT to create data that includes image-generating prompts and content-based dialogues. We then utilize the text-to-image diffusion model, StableDiffusion [29], to generate images based on these prompts. Finally, the synthesized images and generated dialogues are employed to train multimodal LLMs. Simultaneously generating both image content and dialogues enables the production of diverse training data, affording greater control over its nature and quality. *This flexibility allows us to construct multi-turn dialogues and datasets involving multi-image reasoning, which are challenging to obtain from other benchmarks.*

Additionally, our methodology can potentially integrate more advanced image generative models, such as DALL-E3 [3], to provide higher-level control over image contents like specifying complex spacial relations. This advanced control could generate more complex instructions to enhance image understanding capabilities. Examples from our synthesized visual instruction tuning datasets are shown in Figure 1. Building upon the flexible pipeline outlined above, users can tailor the generation of data to enhance specific capabilities based on their task requirements. Furthermore, our method of generating both images and dialogues eliminates constraints on data volume, thereby facilitating the production for limitless scaling of the datasets.

To demonstrate the effectiveness of our proposed pipeline, we conducted extensive experiments. Our main contributions are as threefold:

- We develop a novel pipeline for generating visual instruc-

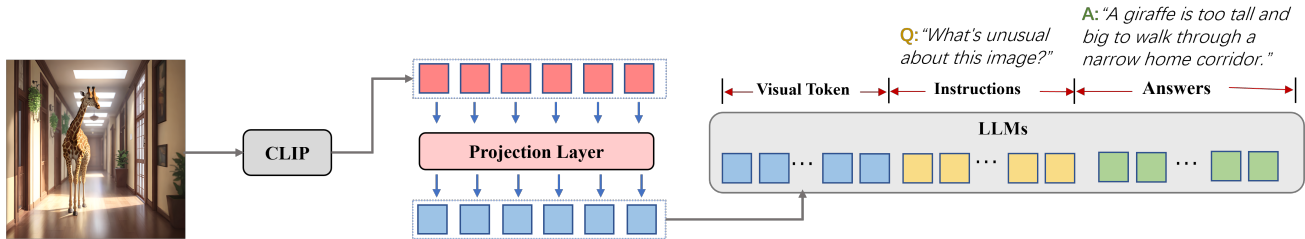


Figure 2. **Architecture of LLaVA.** We use the open-source LLaVA model as a testbed for our proposed data generation pipeline. The model is trained to predict the next tokens in the answers given the visual tokens and instruction tokens in an auto-regressive manner.

tion tuning datasets by leveraging text-to-image diffusion models.

- To showcase its flexibility, we have built a dataset with various form of capabilities including multi-image data, and our results have shown improvements across all abilities.
- Extensive experimental analysis on multiple benchmarks shows the effectiveness of the proposed method, outperforming baseline and existing SOTA approaches.

## 2. Related Work

Recent research [21, 37, 42] efforts in multimodal Large Language Models (LLMs) have yielded promising strategies to efficiently align the embeddings of other modalities with language tokens. This has made it possible to effectively utilize pre-trained encoders from other modalities and LLMs, which effectively reduces the computational burden and training time. While there are alternative research approaches that include training-free methods leverage expert models [32, 34, 35], these are not the focus of our work here.

**Adapter-based LLMs.** One of the promising areas in multimodal LLMs research is the development of adapter-based methods[9, 21, 23, 36, 37, 40, 42]. These methods aim to bridge different modalities with a learnable interface requiring minimal training efforts. The advantage of such methods is the ability to use pre-trained encoders from other modalities and LLMs as initial parameters, minimizing the necessity of training from scratch. Design variations in these adapters also exist. Some studies, for instance, have directly trained project layers to align embeddings to language tokens. As an example, the LLaVA model [21] learns a simple linear layer to translate the image features to language tokens, a strategy that has yielded surprisingly good results. In contrast, other works [37] have employed learnable queries to extract information from the embeddings of other modalities, an approach first used in the Flamingo model [1]. Further diversifying the field, the LLaMA-Adapter [40] introduces a lightweight adapter module for parameter-efficient tuning, and LaVIN [23] de-

signs a mixture-of-modality adapter to process instructions of different modalities.

**Visual instruction tuning datasets.** Preparing multimodal training datasets, such as image-text pairs, plays a crucial role in enabling the training of multimodal LLMs. The main objectives are to align the modalities and to enable the model to follow human instructions. Most existing methods [15, 17, 19, 21, 30, 38, 41] construct a visual instruction tuning dataset based on benchmark datasets, leveraging the wealth of information provided by the annotations. The LLaVA model [21], for example, uses GPT4 to construct datasets based on the annotations of the COCO dataset[18]. This approach utilizes image captions and bounding box coordinates to generate various forms of dialogues, such as descriptions of image content and inferences of spatial relations. However, these constructed datasets are restricted by the information contained in the annotations, such as a fixed set of categories, which may limit their diversity.

In contrast, our approach takes advantage of image generation models that have been well-trained on large-scale datasets. These models provide image data that is controllable in various aspects, allowing us to enhance particular capabilities of multimodal LLMs with our pipelines. Furthermore, our framework can be extended by integrating more advanced generative models that support various forms of guidance tailored to specific needs.

## 3. Preliminary

In order to gauge the effectiveness of our data generation strategy, we have elected to utilize the open-sourced LLaVA [20, 21] model as our multimodal LLM model. It should be noted that our pipeline is model-agnostic, meaning the datasets generated via our approach can be employed for training a variety of other models. To set the stage for a detailed exposition of our pipeline, this preliminary section provides an overview of the structure and training strategies used in the LLaVA model. For a more in-depth understanding, the reader may refer to the original publication [21].

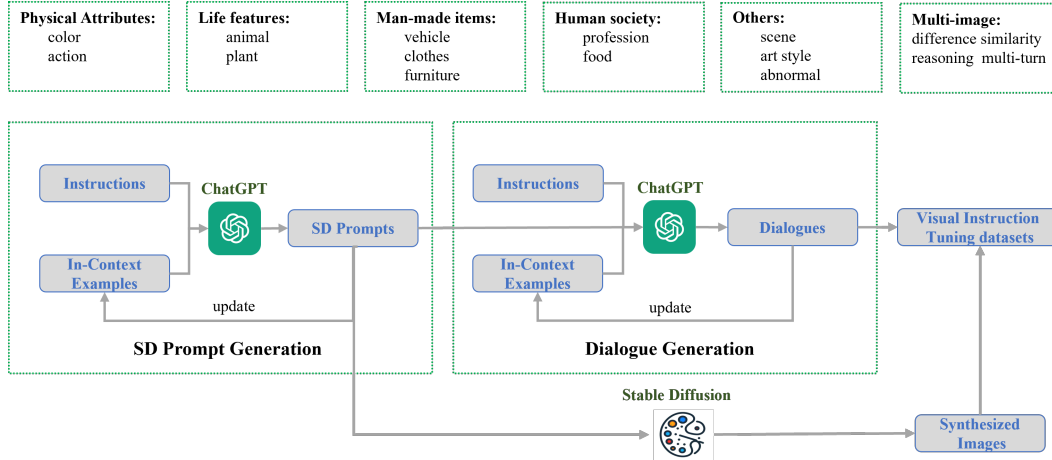


Figure 3. **Our proposed pipeline for generating visual instruction tuning datasets.** We instruct ChatGPT to generate both StableDiffusion prompts and the associated dialogues. For specific generation templates, please refer to the supplementary materials.

**Architecture.** The architecture of the LLaVA model elegantly combines a pre-trained LLM, specifically the Vicuna-13B [5], and a pre-trained visual encoder, known as CLIP-ViT-L/14 [28]. This fusion of text and visual processing abilities is facilitated by the incorporation of a learnable linear layer. This linear layer has the primary task of projecting the image features, developed by the CLIP encoder, into the word embedding space of the LLM. The resultant projected embeddings effectively function as tokens within the LLM, creating a synergy between text and visual data streams. It’s worth mentioning that in LLaVA-1.5 [20], the linear projection layer has been substituted with a two-layer MLP. Additionally, the LLM model has been replaced with Vicuna-1.5-13B, and the input image size has been increased from 224x224 to 336x336, thereby elevating the model’s multimodal capabilities to a greater extent. A detailed illustration of this model structure can be found in Figure 2 of this paper.

**Training and datasets.** The core of LLaVA’s training process revolves around visual instruction tuning, which necessitates a triplet of data inputs: images, questions, and corresponding answers. The goal here is to prompt the model to predict the next tokens in the answers conditioned on visual tokens and instruction tokens (*e.g.*, a question) in an auto-regressive manner.

The training of LLaVA is split into two distinct stages. Each stage has a specific focus and uses different data and optimized parameters. The first stage is primed for modality alignment and utilizes a dataset of 595K image-text pairs. In this stage, the training is concentrated on optimizing the parameters of the linear layer, with the weights of the visual encoder and LLM kept constant, ensuring the focus remains on aligning visual and text modalities. In the second stage, the optimization process is expanded to also include the LLM’s weights. This stage of training employs

a smaller set of 158K multimodal dialogue data, derived from the COCO datasets. By fine-tuning the parameters of both the linear layer and the LLM, the model can effectively align and utilize both visual and text modalities, setting the stage for visual instruction tuning.

Building on the foundation established by LLaVA, LLaVA-1.5 has significantly augmented the dataset by incorporating additional data from sources like Region-level VQA [13, 14, 24] and GQA [11], resulting in the expansion of the second-stage data to 665K examples.

By understanding the LLaVA model’s architecture and training process, we can better understand and appreciate the implications of our proposed data generation methodology.

## 4. Methods

In this section, we describe our pipeline for generating visual instruction tuning datasets. Our methodology stands distinct from previous data collection methods in its dual-generation approach, synthesizing not only the images but also the associated dialogues. The schematic representation of our proposed methodology is depicted in Figure 3. The following subsections provide an in-depth discussion of each component.

### 4.1. Image Generation

Generating images with StableDiffusion [29] relies on the use of prompts, typically comprising several weighted keywords, with those placed at the beginning given higher precedence during image generation. These keywords cover various image aspects such as the subject, scene, style, and other visual elements, *e.g.*, image quality and lighting. Additional emphasis can be added through the use of brackets. To encourage diversity and stability during image generation, we add capability-specific instructions and cautions



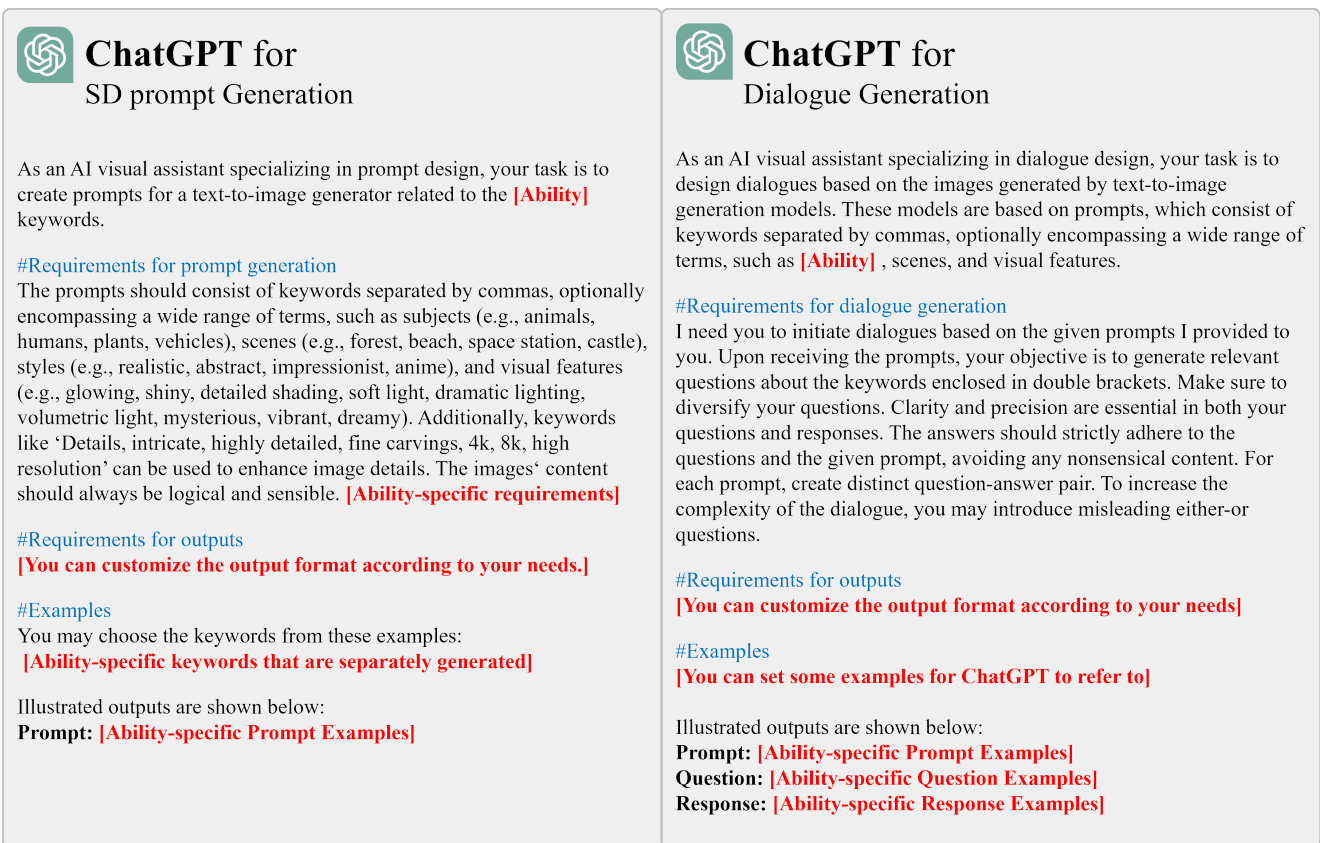


Figure 4. **Templates for guiding ChatGPT to generate StableDiffusion prompts (left) and dialogues (right).** Content in **red** represents ability-specific information. We only provide an example template for constructing dialogues regarding a single image in this figure. For additional forms of data, such as multi-image reasoning and multi-turn dialogues, please refer to our supplementary materials.

during prompting ChatGPT. For instance, in the task of generating images for joke understanding, we direct ChatGPT to create prompts that would result in the generation of abnormal images, like a “giraffe walking through a narrow corridor”, which are unlikely to be found in reality. When generating multi-image data, pairs of prompts can be generated concurrently based on predefined specific criteria. For maximum effect, we ensure that the most crucial keywords are placed at the beginning of the generated prompts, which are double-bracketed for additional emphasis. Furthermore, we instruct ChatGPT to avoid generating prompts that are non-visual, such as the act of growing. The instruction template for prompt generation is provided in the left part of Figure 4. The generated prompts are then utilized with StableDiffusion to produce visually realistic images, which are subsequently encoded by LLaVA’s vision encoder into visual tokens for LLMs.

## 4.2. Dialogue Generation

Following the generation of images, we employ ChatGPT to generate dialogues based on the same prompts used for im-

age synthesis. As outlined in Section 3, LLaVA’s dual training stages have distinct objectives: the initial stage seeks alignment between visual and textual data, while the subsequent stage focuses on understanding diverse human instructions. Accordingly, we design dialogues that cater to both stages. For the first stage, dialogues center on image descriptions based on image generation prompts. Here, we provide a set of pre-defined image description questions separately generated by ChatGPT, and only instruct ChatGPT to generate the answers. Particularly, for enhancing joke understanding, we instruct ChatGPT to describe what is funny or abnormal in the image. Taking the example of the “giraffe walking through a narrow corridor”, a representative dialogue might be: “*Question: What is unusual in the image? Response: In reality, a giraffe is too tall and big to walk through a narrow home corridor.*” The detailed instruction template for dialogue generation is shown in the right part of Figure 4.

For the second stage, we mainly focus on generating data for enhancing multi-image reasoning abilities, which can be difficult to derive from existing benchmark datasets.

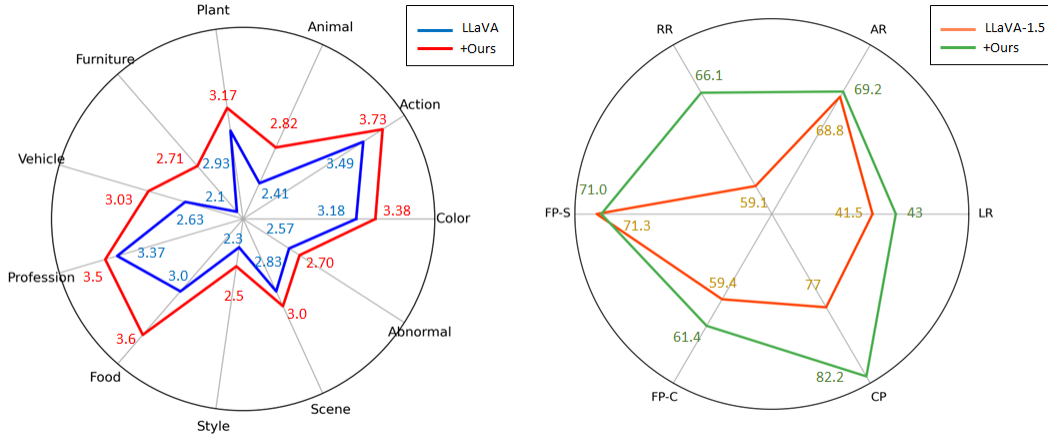


Figure 5. Left: Results on evaluation benchmarks for various abilities. Right: Comparison of various subcategories on MMBench [22] with the baseline. Our model outperforms the baselines on both benchmark datasets.

Our multi-image ability focuses on the reasoning of similarity, difference, and logical relations. Additionally, we construct image-text interleaved multi-turn dialogues. In this process, ChatGPT is prompted to concurrently generate image prompts and dialogues, detailed template can be found in the supplementary materials. we encourage ChatGPT to generate a diverse set of question types, including yes-or-no questions, wh-questions, and either-or questions. Moreover, we caution ChatGPT against generating inherently ambiguous questions and encourage the generation of clear, accurate, and unambiguous responses.

### 4.3. In-Context Examples

It’s been observed that ChatGPT possesses in-context learning capabilities, meaning it can understand and grasp the essence of a task given a few examples. To leverage this, we add in-context examples during the generation of both StableDiffusion prompts and dialogues.

During the data generation process, we observed that ChatGPT sometimes produced a lack of diversity. For example, when generating colors, the outputs frequently revolved around common color categories. To overcome this, we independently generate ability-related keywords such as color categories with ChatGPT, and utilize them as a reference during the prompting process. This additional step promotes a more diverse range of prompts, thereby enriching our visual instruction tuning dataset.

In a bid to actualize this diversity, we have adopted a dynamic approach throughout the generation process. Specifically, at regular intervals, we implement a substitution strategy where a certain fraction of the original in-context examples are replaced with data that has been newly generated. This strategy ensures that ChatGPT, during its continuous generation process, not only maintains but progressively amplifies the diversity within the dataset. Concur-

rently, it significantly mitigates the risk of over-repetition of certain categories and styles. This balanced approach aids in the creation of a more comprehensive and representative dataset.

## 5. Experiments

In this section, we detail the experiments conducted to validate the effectiveness of our novel data collection approach for visual instruction tuning. We will first introduce the datasets we used for training, followed by the evaluation datasets, evaluation strategy, and finally present our quantitative and qualitative results.

### 5.1. Training Datasets

In order to fully illustrate the flexibility and comprehensive applicability of our proposed pipeline, we proceeded to generate a diverse and expansive dataset covering various form of commonly assessed single-image abilities. These capabilities span a wide spectrum from foundational image recognition tasks to more nuanced aspects of visual reasoning. Specifically, our selected abilities include recognition and understanding of physical attributes, life features, man-made items, human society and others for training in the first stage.

Each ability’s dataset was formulated following a standard template, illustrated in supplementary material. Our synthesized dataset includes approximately 126K image-dialogue pairs. In addition, we also generated a dataset of 3K multi-image instances, encompassing descriptions of image similarity, difference, logical relations, and multi-turn dialogue data for the second stage. These datasets, in combination with the raw LLaVA dataset, provides a comprehensive training set in our experiments.

## 5.2. Evaluation Metrics

**Evaluation datasets.** To demonstrate our performance more clearly, we tested on a series of public multi-modal datasets, including VisWiz [10], MM-Vet [39], MME [8], and MMBench [22].

Subsequently, we constructed a multi-image test set consisting of 30 dialogues to assess the models’ performance on this specific data type. This dataset evaluates the models across differences, similarities, and reasoning relationships among the images. The test data was sourced from publicly available datasets and manually annotated.

Simultaneously, we devised a real-image benchmark to assess the efficacy of our training process across various capabilities. These benchmarks comprehensively cover the full spectrum of the diverse single-image abilities, serving as a robust evaluation foundation. This benchmark comprises real images sourced manually from publicly accessible repositories. For each of abilities, we meticulously curated 30 testing images, each paired with a manually annotated question-answer dialogue, resulting in a total of 330 test samples.

**Evaluation Strategy** In terms of the evaluation process, we employ different testing strategies depending on the benchmarks used.

For publicly accessible multimodal test sets, such as VizWiz [10], MMBench [22], we adhere to official guidelines by downloading the designated test data. Subsequently, we convert the data into a model-compatible format, store the model outputs, and adapt them into the standardized testing format. Following this, we employ official testing scripts or submit the results to the official testing website for assessment, presenting the ultimate results. These publicly available datasets employ accuracy as the evaluation metric. For specific evaluation rules, please refer to their respective papers for details.

In evaluating the diverse capabilities and multi-image benchmarks we’ve generated, we leverage GPT-4 [25] to assist in scoring model outputs. The specific instruction template used for result evaluation is illustrated in supplementary material. We have established six scoring levels, ranging from 0 to 5. Each score level is accompanied by detailed descriptions of the evaluation criteria, and we assist GPT-4 in better assessment by providing a series of scoring examples. In particular, a score of 0 indicates that the predicted answer has no relevance to the reference answer, while a score of 5 signifies that the predicted answer aligns seamlessly with the annotated reference answer without any deviation. Drawing on our manual annotations, we conduct evaluations on the results produced by each model. The average GPT score within each test set serves as the ultimate metric for our benchmark evaluations.

Table 1. Quantitative comparison with other state-of-the-arts methods on multiple multimodal benchmarks. We achieve state-of-the-art performance on four benchmarks.

| Method           | VisWiz      | MM-Vet      | MME           | MMB         |
|------------------|-------------|-------------|---------------|-------------|
| BLIP2 [16]       | 19.6        | 22.4        | 1293.8        | -           |
| InstructBLIP [7] | 33.4        | 25.6        | 1212.8        | -           |
| IDEFICS-9B [12]  | 35.5        | -           | -             | 48.2        |
| IDEFICS-80B      | 36.0        | -           | -             | 54.5        |
| Qwen-VL [2]      | 35.2        | -           | -             | 38.2        |
| Qwen-VL-Chat     | 38.9        | -           | 1487.5        | 60.6        |
| LLaVA-1.5 [20]   | 53.6        | 35.4        | 1531.3        | 67.7        |
| <b>Ours</b>      | <b>58.4</b> | <b>36.1</b> | <b>1532.3</b> | <b>69.1</b> |

## 5.3. Quantitative comparison to state-of-the-arts

**Public multimodal benchmarks** We perform quantitative performance comparisons against various state-of-the-art methods on different benchmarks, as illustrated in Table 1. Utilizing LLaVA-1.5-13B as the baseline, we integrate our synthesized data with its original dataset for training. Training is carried out with identical parameter configurations as LLaVA-1.5. The outcomes demonstrate substantial improvements on many benchmarks, emphasizing the enhanced performance achieved by our approach. zh

**Multi-image benchmark** To validate the effectiveness of multi-image capabilities, we manually curated a benchmark of real images. This test set assessed performance based on differences, similarities, and logical relations. The evaluation metric used was the GPT-4 score mentioned. We used LLaVA-13B as the baseline and incorporated multi-image data in the second training phase. Since LLaVA itself lacks the capability for multi-image input, we modified the testing code for LLaVA to enable it to accept multiple sets of images simultaneously. The comparison with LLaVA results is shown in the Table 2, indicating a notable improvement across various multi-image capabilities despite adding less multi-image data in the process.

**Comparison of various abilities.** To validate the effectiveness of our generated data, we conducted comprehensive tests on distinct capabilities using a meticulously designed testing benchmark. Employing LLaVA-13B as our baseline, the quantitative comparison of the baseline results and ours is shown in the left part of Figure 5. Notably, our trained model consistently outperforms the LLaVA-13B baseline across all various capabilities on real-image benchmarks, which suggests the synthesized datasets’ generalizability and our pipeline’s robustness.

To better validate our superiority, we conduct a comparison of subcategory performance on MMBench, using the LLaVA-1.5-13B as the baseline. The tested subcategories in MMBench encompass six aspects: attribute reasoning (AR), coarse perception (CP), fine-grained perception (cross-instance) (FP-C), fine-grained perception (instance-

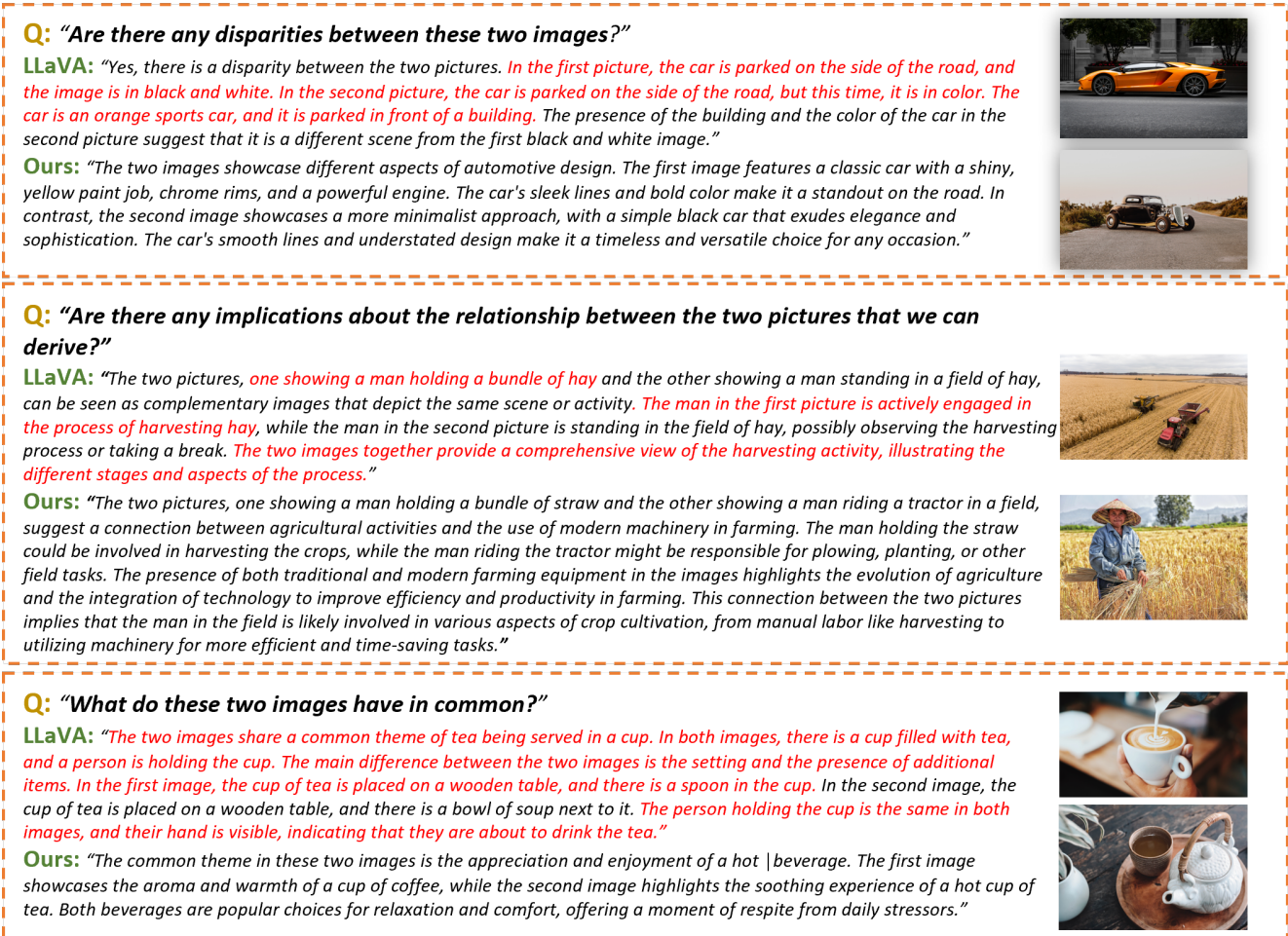


Figure 6. Comparison of the results generated by LLaVA and our trained model. Content in red represents inaccurate information. Our model can better adhere to question instructions, rendering more precise answers.

Table 2. Quantitative comparison on the multi-image benchmark. After the addition of multi-image data, various multi-image capabilities have significantly improved.

| Method     | Difference | Similarity | Logical relations | Average     |
|------------|------------|------------|-------------------|-------------|
| LLaVA [21] | 2.7        | 2.2        | 3.1               | 2.67        |
| Ours       | <b>3.6</b> | <b>2.8</b> | <b>3.7</b>        | <b>3.37</b> |

level) (FP-S), logic reasoning (LR), and relation reasoning (RR). The final results are shown in the right part of Figure 5, indicating better performance of subcategory on MM-Bench, which also attests to the high quality of our generated data.

**5.4. Qualitative results**

Supplementing the quantitative analysis, we provide a qualitative comparison between our model’s results and LLaVA-13B in Figure. 6 on multi-image data. Our model exhibits a heightened ability to adhere to question instructions, ren-

dering more precise answers. We compare our approach with the LLaVA-13B baseline, revealing its limitations: it struggles to differentiate between multi-image contents and provides incomplete answers to questions. Our method, incorporating multi-image data, enhances the model’s understanding of multiple images, demonstrating its effectiveness. Additional qualitative results will be included in the supplementary materials.

**6. Conclusion and Future Work**

In the rapidly evolving realm of Large Language Models, efficiently integrating multimodal information is a key research focus. In this study, we introduced an innovative data collection method to enhance visual instruction tuning for multimodal models. Compared to existing strategies, our approach uniquely combines image and dialogue generation, effectively addressing limitations found in benchmark datasets. By carefully crafting instruction templates, our



method ensures high-quality training data covering a broad range of crucial capabilities for multimodal models.

Our research opens avenues for exploration. Moving forward, we aim to leverage advanced generative models to enhance model abilities, including spatial comprehension and fine-grained recognition. With promising results from our dual-generation method, forward-thinking data collection techniques are poised to play a significant role in the future of LLM research.

**Limitations** Due to constraints in text-to-image models like stable diffusion, generating certain data types, such as text-rich images and tables, is not effective in the current pipeline. We anticipate these constraints will be addressed with ongoing advancements in text-to-image generation techniques.

## References

- [1] Jean-Baptiste Alayrac, Jeff Donahue, Pauline Luc, Antoine Miech, Iain Barr, Yana Hasson, Karel Lenc, Arthur Mensch, Katherine Millican, Malcolm Reynolds, et al. Flamingo: a visual language model for few-shot learning. *Advances in Neural Information Processing Systems*, 35:23716–23736, 2022. 3
- [2] Jinze Bai, Shuai Bai, Shusheng Yang, Shijie Wang, Sinan Tan, Peng Wang, Junyang Lin, Chang Zhou, and Jingren Zhou. Qwen-vl: A frontier large vision-language model with versatile abilities. *arXiv preprint arXiv:2308.12966*, 2023. 7
- [3] James Betker, Gabriel Goh, Li Jing, Tim Brooks, Jianfeng Wang, Linjie Li, Long Ouyang, Juntang Zhuang, Joyce Lee, Yufei Guo, Wesam Manassra, Prafulla Dhariwal, Casey Chu, and Yunxin Jiao. Dall-e 3: Bridging vision and language with few-shot image generation. 2023. 2
- [4] Soravit Changpinyo, Piyush Sharma, Nan Ding, and Radu Soricut. Conceptual 12m: Pushing web-scale image-text pre-training to recognize long-tail visual concepts. In *Proceedings of the IEEE/CVF Conference on Computer Vision and Pattern Recognition*, pages 3558–3568, 2021. 2
- [5] Wei-Lin Chiang, Zhuohan Li, Zi Lin, Ying Sheng, Zhanghao Wu, Hao Zhang, Lianmin Zheng, Siyuan Zhuang, Yonghao Zhuang, Joseph E Gonzalez, et al. Vicuna: An open-source chatbot impressing gpt-4 with 90%\* chatgpt quality. See <https://vicuna.lmsys.org> (accessed 14 April 2023), 2023. 4
- [6] Hyung Won Chung, Le Hou, Shayne Longpre, Barret Zoph, Yi Tay, William Fedus, Eric Li, Xuezhi Wang, Mostafa Dehghani, Siddhartha Brahma, et al. Scaling instruction-finetuned language models. *arXiv preprint arXiv:2210.11416*, 2022. 2
- [7] W. Dai, J. Li, D. Li, A. M. H. Tiong, J. Zhao, W. Wang, B. Li, P. Fung, and S. Hoi. Instructblip: Towards general-purpose vision-language models with instruction tuning. 2023. 2, 3, 4, 5, 6. 2, 7
- [8] Chaoyou Fu, Peixian Chen, Yunhang Shen, Yulei Qin, Mengdan Zhang, Xu Lin, Zhenyu Qiu, Wei Lin, Jinrui Yang, Xiawu Zheng, et al. Mme: A comprehensive evaluation benchmark for multimodal large language models. *arXiv preprint arXiv:2306.13394*, 2023. 7
- [9] Peng Gao, Jiaming Han, Renrui Zhang, Ziyi Lin, Shijie Geng, Aojun Zhou, Wei Zhang, Pan Lu, Conghui He, Xianguy Yue, et al. Llama-adapter v2: Parameter-efficient visual instruction model. *arXiv preprint arXiv:2304.15010*, 2023. 2, 3
- [10] Danna Gurari, Qing Li, Abigale J Stangl, Anhong Guo, Chi Lin, Kristen Grauman, Jiebo Luo, and Jeffrey P Bigham. Vizwiz grand challenge: Answering visual questions from blind people. In *Proceedings of the IEEE conference on computer vision and pattern recognition*, pages 3608–3617, 2018. 7
- [11] Drew A Hudson and Christopher D Manning. Gqa: A new dataset for real-world visual reasoning and compositional question answering. In *Proceedings of the IEEE/CVF conference on computer vision and pattern recognition*, pages 6700–6709, 2019. 4
- [12] IDEFICS. Introducing idefics: An open reproduction of state-of-the-art visual language model, 2023. 7
- [13] Sahar Kazemzadeh, Vicente Ordonez, Mark Matten, and Tamara Berg. Referitgame: Referring to objects in photographs of natural scenes. In *Proceedings of the 2014 conference on empirical methods in natural language processing (EMNLP)*, pages 787–798, 2014. 4
- [14] Ranjay Krishna, Yuke Zhu, Oliver Groth, Justin Johnson, Kenji Hata, Joshua Kravitz, Stephanie Chen, Yannis Kalantidis, Li-Jia Li, David A Shamma, et al. Visual genome: Connecting language and vision using crowdsourced dense image annotations. *International journal of computer vision*, 123:32–73, 2017. 4
- [15] Bo Li, Yuanhan Zhang, Liangyu Chen, Jinghao Wang, Fanyu Pu, Jingkang Yang, Chunyuan Li, and Ziwei Liu. Mimic-it: Multi-modal in-context instruction tuning. *arXiv preprint arXiv:2306.05425*, 2023. 3
- [16] Junnan Li, Dongxu Li, Silvio Savarese, and Steven Hoi. Blip-2: Bootstrapping language-image pre-training with frozen image encoders and large language models. *arXiv preprint arXiv:2301.12597*, 2023. 7
- [17] Lei Li, Yuwei Yin, Shicheng Li, Liang Chen, Peiyi Wang, Shuhuai Ren, Mukai Li, Yazheng Yang, Jingjing Xu, Xu Sun, et al. M3 it: A large-scale dataset towards multi-modal multilingual instruction tuning. *arXiv preprint arXiv:2306.04387*, 2023. 3
- [18] Tsung-Yi Lin, Michael Maire, Serge Belongie, James Hays, Pietro Perona, Deva Ramanan, Piotr Dollár, and C Lawrence Zitnick. Microsoft coco: Common objects in context. In *Computer Vision—ECCV 2014: 13th European Conference, Zurich, Switzerland, September 6–12, 2014, Proceedings, Part V 13*, pages 740–755. Springer, 2014. 2, 3
- [19] Fuxiao Liu, Kevin Lin, Linjie Li, Jianfeng Wang, Yaser Yacoob, and Lijuan Wang. Aligning large multi-modal model with robust instruction tuning. *arXiv preprint arXiv:2306.14565*, 2023. 2, 3
- [20] Haotian Liu, Chunyuan Li, Yuheng Li, and Yong Jae Lee. Improved baselines with visual instruction tuning. *arXiv preprint arXiv:2310.03744*, 2023. 3, 4, 7

- [21] Haotian Liu, Chunyuan Li, Qingyang Wu, and Yong Jae Lee. Visual instruction tuning. *arXiv preprint arXiv:2304.08485*, 2023. 2, 3, 8, 11
- [22] Yuan Liu, Haodong Duan, Yuanhan Zhang, Bo Li, Songyang Zhang, Wangbo Zhao, Yike Yuan, Jiaqi Wang, Conghui He, Ziwei Liu, et al. Mmbench: Is your multi-modal model an all-around player? *arXiv preprint arXiv:2307.06281*, 2023. 6, 7
- [23] Gen Luo, Yiyi Zhou, Tianhe Ren, Shengxin Chen, Xiaoshuai Sun, and Rongrong Ji. Cheap and quick: Efficient vision-language instruction tuning for large language models. *arXiv preprint arXiv:2305.15023*, 2023. 2, 3
- [24] Junhua Mao, Jonathan Huang, Alexander Toshev, Oana Camburu, Alan L Yuille, and Kevin Murphy. Generation and comprehension of unambiguous object descriptions. In *Proceedings of the IEEE conference on computer vision and pattern recognition*, pages 11–20, 2016. 4
- [25] OpenAI. Gpt-4 technical report. *arXiv*, pages 2303–08774, 2023. 2, 7
- [26] OpenAI. Chatgpt. <https://openai.com/blog/chatgpt/>, 2023. 1, 2, 2
- [27] Baolin Peng, Chunyuan Li, Pengcheng He, Michel Galley, and Jianfeng Gao. Instruction tuning with gpt-4. *arXiv preprint arXiv:2304.03277*, 2023. 2
- [28] Alec Radford, Jong Wook Kim, Chris Hallacy, Aditya Ramesh, Gabriel Goh, Sandhini Agarwal, Girish Sastry, Amanda Askell, Pamela Mishkin, Jack Clark, et al. Learning transferable visual models from natural language supervision. In *International conference on machine learning*, pages 8748–8763. PMLR, 2021. 4
- [29] Robin Rombach, Andreas Blattmann, Dominik Lorenz, Patrick Esser, and Björn Ommer. High-resolution image synthesis with latent diffusion models. In *Proceedings of the IEEE/CVF conference on computer vision and pattern recognition*, pages 10684–10695, 2022. 2, 4
- [30] Noam Rotstein, David Bensaid, Shaked Brody, Roy Ganz, and Ron Kimmel. Fusecap: Leveraging large language models to fuse visual data into enriched image captions. *arXiv preprint arXiv:2305.17718*, 2023. 3
- [31] Christoph Schuhmann, Romain Beaumont, Richard Vencu, Cade Gordon, Ross Wightman, Mehdi Cherti, Theo Coombes, Aarush Katta, Clayton Mullis, Mitchell Wortsman, et al. Laion-5b: An open large-scale dataset for training next generation image-text models. *Advances in Neural Information Processing Systems*, 35:25278–25294, 2022. 2
- [32] Yongliang Shen, Kaitao Song, Xu Tan, Dongsheng Li, Weiming Lu, and Yueting Zhuang. Hugginggpt: Solving ai tasks with chatgpt and its friends in huggingface. *arXiv preprint arXiv:2303.17580*, 2023. 3
- [33] Jason Wei, Maarten Bosma, Vincent Y Zhao, Kelvin Guu, Adams Wei Yu, Brian Lester, Nan Du, Andrew M Dai, and Quoc V Le. Finetuned language models are zero-shot learners. *arXiv preprint arXiv:2109.01652*, 2021. 2
- [34] Chenfei Wu, Shengming Yin, Weizhen Qi, Xiaodong Wang, Zecheng Tang, and Nan Duan. Visual chatgpt: Talking, drawing and editing with visual foundation models. *arXiv preprint arXiv:2303.04671*, 2023. 3
- [35] Rui Yang, Lin Song, Yanwei Li, Sijie Zhao, Yixiao Ge, Xiu Li, and Ying Shan. Gpt4tools: Teaching large language model to use tools via self-instruction. *arXiv preprint arXiv:2305.18752*, 2023. 3
- [36] Xu Yang, Yongliang Wu, Mingzhuo Yang, Haokun Chen, and Xin Geng. Exploring diverse in-context configurations for image captioning, 2023. 3
- [37] Qinghao Ye, Haiyang Xu, Guohai Xu, Jiabo Ye, Ming Yan, Yiyang Zhou, Junyang Wang, Anwen Hu, Pengcheng Shi, Yaya Shi, et al. mplug-owl: Modularization empowers large language models with multimodality. *arXiv preprint arXiv:2304.14178*, 2023. 3
- [38] Zhenfei Yin, Jiong Wang, Jianjian Cao, Zhelun Shi, Dingning Liu, Mukai Li, Lu Sheng, Lei Bai, Xiaoshui Huang, Zhiyong Wang, et al. Lamm: Language-assisted multimodal instruction-tuning dataset, framework, and benchmark. *arXiv preprint arXiv:2306.06687*, 2023. 3
- [39] Weihao Yu, Zhengyuan Yang, Linjie Li, Jianfeng Wang, Kevin Lin, Zicheng Liu, Xinchao Wang, and Lijuan Wang. Mm-vet: Evaluating large multimodal models for integrated capabilities. *arXiv preprint arXiv:2308.02490*, 2023. 7
- [40] Renrui Zhang, Jiaming Han, Aojun Zhou, Xiangfei Hu, Shilin Yan, Pan Lu, Hongsheng Li, Peng Gao, and Yu Qiao. Llama-adapter: Efficient fine-tuning of language models with zero-init attention. *arXiv preprint arXiv:2303.16199*, 2023. 2, 3
- [41] Yanzhe Zhang, Ruiyi Zhang, Jiuxiang Gu, Yufan Zhou, Nedim Lipka, Diyi Yang, and Tong Sun. Llavav: Enhanced visual instruction tuning for text-rich image understanding. *arXiv preprint arXiv:2306.17107*, 2023. 3
- [42] Deyao Zhu, Jun Chen, Xiaoqian Shen, Xiang Li, and Mohamed Elhoseiny. Minigpt-4: Enhancing vision-language understanding with advanced large language models. *arXiv preprint arXiv:2304.10592*, 2023. 3

## 1. Training Details

During the model training phase, we employed the original LLaVA [21] configuration as the foundation for our training process. In both stages, we utilized 8 NVIDIA V100 GPUs. To conserve GPU memory, we employed deepspeed with zero3 during model training, disabling tf32 and opting for fp16. The remaining parameters, including epochs and learning rates, were set according to the original LLaVA configuration. For specific parameter details, please refer to the original publication [21].

## 2. Data Filtering Mechanism

To enhance the quality and diversity of generated data, we implemented a data filtering mechanism. The filtering process involved the following aspects:

1. We filtered the generated data based on the repetition rate of extracted prompts. The filtered prompts were then used to generate corresponding images and dialogues.
2. Filtering was also conducted based on prompt and dialogue length. We observed that limiting the number of prompt keywords to 10 or fewer was essential. Excessively long prompts could hinder the text-to-image model's ability to accurately identify key generation points, potentially leading to the generation of erroneous and chaotic images. For generated dialogues, we imposed length restrictions of 500 characters to prevent disorderly outputs by ChatGPT.
3. For certain categories, we implemented restrictions based on specific attributes of the capabilities. For example, when generating content related to construction workers, the model tended to focus on buildings. To address this, additional human attributes were incorporated into the prompts to ensure a more accurate representation.

## 3. Multi-image Generation Template

We have illustrated the instruction template for generating multi-image data in Figure 7. To enhance the diversity of the data, we first use ChatGPT to generate a series of paired prompts. Subsequently, based on these paired prompts, we generate corresponding captions. As shown in the Figure 7, we can generate different types of data by configuring different examples and replacing similarities with difference or logical relations.

## 4. Interleaved multi-turn dialogues Generation Template

We present a template for generating interleaved multi-turn dialogues as Figure 8. Similar to multi-image generation, we randomly generate a series of non-repeating phases to enhance data diversity. Based on these phases, we generate

interleaved multi-turn dialogues. The red sections are replaceable. In our generated dialogues, the focus is primarily on instructional content related to the use of everyday objects and recipes. Users can make specific adjustments according to their needs. Finally, the brackets part represents the prompt used for stable diffusion to generate images. During the model training process, the content within the brackets will be replaced with an **image\_placeholder**.

## 5. GPT-4 Scoring Criteria

As shown in the Figure 9, we present our detailed GPT-4 scoring system. We have established a scale of 0-5 with six levels of scores, and for each score, we provide detailed evaluation criteria along with specific examples for assessment. Utilizing the template in the Figure 9, evaluations are conducted for each model, and the average of the results is taken as the final score.

## 6. More qualitative Results.

We showcase more generated data as shown in the Figure 10 11, which includes various capabilities, as well as multi-image dialogues and interleaved multi-turn dialogues, to validate the effectiveness and diversity of our pipeline.

We present additional outcomes of our methodology on more real images in Figure 12. Spanning diverse capabilities like profession recognition, color categorization, or anomaly detection, our approach consistently exhibits efficacy. In particular, our method demonstrates a robust capability in discerning abnormal images.

Simultaneously, we validated our model on multi-turn interactive dialogues, and the results are shown in the Figure 13 14. It can be observed that our model can provide detailed descriptions of each step, which is attributed to the high-quality data we generated.



## ChatGPT for Paired prompt Generation

As an AI visual assistant, your responsibility is to create one pair prompt for a text-to-image generator. These models rely on prompts composed of keywords separated by commas, which can optionally cover a wide variety of terms. The core themes of the pair prompts can be varied, including animals, plants, people, vehicles, buildings, colors, and more. Paired prompts can be similar types of animals, plants, furniture, vehicles, buildings, professions, furniture, and same object in different colors etc.#

### #Requirements for outputs

The final output should follow a structured format: first, print the first prompt; second, print the second prompt.

### #Examples

**[You can set some examples for ChatGPT to refer to.]**

Illustrated outputs are shown below:

**Prompt 1:** [Prompt Examples]

**Prompt 2:** [Prompt Examples]



## ChatGPT for Multi-image Generation

As an AI visual assistant, your responsibility is to create one caption about **similarity** of the given paired prompt for a text-to-image generator. You are required to describe the **similarity** between the two images based on the paired prompt. The caption should start from the specific content of the image, rather than simply listing a few keywords.

### #Requirements for outputs

The final output should follow a structured format: first, print the first prompt; second, print the second prompt; third, print the caption.

### #Examples

**[You can set some examples for ChatGPT to refer to.]**

Illustrated outputs are shown below:

**Prompt 1:** [Prompt Examples]

**Prompt 2:** [Prompt Examples]

**Caption:** [Caption Examples]

Figure 7. Instruction template for multi-image data generation.





## ChatGPT for

### Interleaved multi-turn dialogues Generation

As an AI visual assistant, your task is to construct a multi-turn conversation in **which one person teaches another person to do something step by step according to the given phrase**. Then the person being taught needs to provide a current picture and then ask the other person. The picture content provided is enclosed in «» Get up, inside is the content description of this image. In each step, there should be one picture content. .#

#Requirements for outputs

**[You can customize the output format according to your needs.]**

#Examples

**[You can set some examples for ChatGPT to refer to.]**

A: Can you guide me on making a sandwich? Here's a picture of my kitchen counter «A photo of a kitchen counter with various ingredients such as bread, lettuce, tomatoes, and deli meats. There's also a knife and a cutting board.» .

B: Great! First, take two slices of bread from the bag on the counter.

A: I've got the bread slices. What's the next step? «A photo of the bread slices in hand, ready to be used.»

B: Place the slices on the cutting board. Now, grab some lettuce and tomatoes.

A: Okay, I've placed the bread on the cutting board, and I have lettuce and tomatoes. What's next? «A photo of the arranged bread slices with lettuce and tomatoes on the cutting board.»

B: Add a layer of deli meat on top of the lettuce and tomatoes.

A: Done! I've added the deli meat. What's the final step? «A photo of the sandwich with layers of ingredients, ready to be enjoyed.»

B: Place the second slice of bread on top to complete your sandwich. Enjoy your meal!

Illustrated outputs are shown below:

**[Interleaved multi-turn dialogues Examples]**

Figure 8. Instruction template for interleave multi-turn dialogues generation.



## ChatGPT

As an AI visual assistant, your ability is evaluating predicted answer based on the given question and correct answer. Now I have a predicted answer and corresponding question, and I need to compare predicted answer with the correct answer. Here's a scoring standard you can use to assess. A score of 5 indicates that the response perfectly aligns with the answer, while a score of 1 signifies that the response is entirely different from the answer.

### **\*\*Scoring Key (5-0 Point Scale)\*\***

#### **\*\*Exact Correlation (5 points)\*\***

The predicted answer strictly replicates the reference answer.  
It accurately perceives and elaborates on the queried element.

#### **\*\*Almost Exact Correlation (4 points)\*\***

The predicted answer is not verbatim but delivers a notion akin to the reference answer.  
Slight variations in phraseology exist, but the core idea remains consistent.  
May neglect a minor item, but this does not incite confusion or misinterpretation.

#### **\*\*Moderately Accurate (3 points)\*\***

The predicted answer captures the chief matter but may omit key details.  
It could contain data or semantics that may be misleading.  
Understands the key intent but lacks exactness.

#### **\*\*Somewhat Accurate (2 points)\*\***

The predicted answer is loosely related to the reference answer with conspicuous discrepancies.  
It correctly portrays a segment of the required details but bypasses or distorts major aspects.  
Significant corrections are necessary to match this response with the reference answer.

#### **\*\*Barely Related (1 point)\*\***

The predicted answer barely links to the actual object or query.  
Mostly incorrect or misleading, exhibiting trivial understanding.  
A viewer or user would be predominantly misguided based on this response.

#### **\*\*Completely Inaccurate (0 points)\*\***

The predicted answer shares no relevance to the reference answer.  
Utterly misinterprets or overlooks the queried item.  
No discernible cognition of the assessment subject is evident.

Illustrated outputs are shown below:

**Example:** [Evaluation Examples (including given question, predicted answer, correct answer)]

**Score:** [Score according to scoring criteria]

Figure 9. Score criteria based on GPT-4.



Figure 10. **Qualitative results:** Demonstrations of diverse data we generated.

**Q:** "Can you teach me how to bake a chocolate cake? This is a picture of my kitchen."

**A:** "Sure! First, preheat your oven to 350 degrees Fahrenheit.."

**Q:** "Okay, the oven is preheating. What should I do next?"

**Ours-A:** "Next, mix together 2 cups of flour, 2 cups of sugar, 3/4 cup of cocoa powder, 2 teaspoons of baking powder, and 1 1/2 teaspoons of baking soda in a large bowl."

**Q:** "I've mixed all the dry ingredients together. What's next?"

**A:** "Now, add 1 cup of milk, 1/2 cup of vegetable oil, 2 eggs, and 2 teaspoons of vanilla extract to the bowl and mix until everything is well combined."

**Q:** "I've added all the wet ingredients and mixed everything together. What's the next step?"

**A:** "Grease two 9-inch round cake pans and divide the batter evenly between them."

**Q:** "I've greased the pans and divided the batter. What should I do next?"

**A:** "Bake the cakes for 30-35 minutes or until a toothpick inserted into the center comes out clean."

**Q:** "The cakes are in the oven. What should I do while they bake?"

**A:** "While the cakes bake, you can make the frosting. Melt 1/2 cup of butter and 2/3 cup of cocoa powder in a saucepan over low heat. Then, stir in 3 cups of powdered sugar and 1/3 cup of milk until the frosting is smooth."

**Q:** "I've made the frosting. What should I do next?"

**A:** "Once the cakes are done baking, let them cool completely before frosting them. Then, spread the frosting evenly over one cake layer and place the other cake layer on top. Finally, frost the top and sides of the cake."



Figure 11. **Qualitative results:** Demonstrations of diverse data we generated.





**Q:** "What is unusual in this image?"

**R:** "This image is unusual because it is a playful photo manipulation that combines a photo of a dog's face with a body of a person wearing a suit and tie. The man's head has been replaced with the dog's face, giving the appearance of a person with a dog's head wearing a suit. The image creates a humorous and unconventional visual that breaks the norm of human-like appearances."



**Q:** "What is the person doing in the image?"

**R:** "The person in the image is jumping in the air near a garage door."

**Q:** "What is the color of the four bulbs?"

**R:** "The colors of the four light bulbs are purple, blue, green, and yellow."





**Q:** "What medium was used to create this artwork?"

**R:** "The medium used to create this artwork is silhouette."

**Q:** "What is the profession of the woman in front of the house?"

**R:** "The woman in front of the house is a firefighter. It's her job to put out fires, and she is also responsible for other emergency situations."




**Q:** "What is the scene depicted in the image?"

**R:** "The image features a scenic waterfall with lush greenery around it, situated in a mountainous area."

**Q:** "What kind of vehicle is seen in the image?"

**R:** "There is a sailboat on the ocean, sailing on the water."



**Q:** "What stands out as abnormal in this image?"

**R:** "This image features a bicycle parked on a sidewalk, with an unusual twist: the bike has a giant watermelon wheel instead of a traditional tire. This is not something you see every day and makes the scene quite unique and visually intriguing."



Figure 12. **Qualitative results:** Demonstrations of our method's effectiveness across diverse real-world image scenarios.

**Q:** "Can you teach me how to bake a chocolate cake? This is a picture of my kitchen."



**A:** "Sure! First, preheat your oven to 350 degrees Fahrenheit.."

**Q:** "Okay, the oven is preheating. What should I do next?"



**A:** "Next, mix together 2 cups of flour, 2 cups of sugar, 3/4 cup of cocoa powder, 2 teaspoons of baking powder, and 1 1/2 teaspoons of baking soda in a large bowl."

**Q:** "I've mixed all the dry ingredients together. What's next?"



**A:** "Now, add 1 cup of milk, 1/2 cup of vegetable oil, 2 eggs, and 2 teaspoons of vanilla extract to the bowl and mix until everything is well combined."

**Q:** "I've added all the wet ingredients and mixed everything together. What's the next step?"



**A:** "Grease two 9-inch round cake pans and divide the batter evenly between them."

**Q:** "I've greased the pans and divided the batter. What should I do next?"



**A:** "Bake the cakes for 30-35 minutes or until a toothpick inserted into the center comes out clean."

**Q:** "The cakes are in the oven. What should I do while they bake?"



**A:** "While the cakes bake, you can make the frosting. Melt 1/2 cup of butter and 2/3 cup of cocoa powder in a saucepan over low heat. Then, stir in 3 cups of powdered sugar and 1/3 cup of milk until the frosting is smooth."

**Q:** "I've made the frosting. What should I do next?"



**A:** "Once the cakes are done baking, let them cool completely before frosting them. Then, spread the frosting evenly over one cake layer and place the other cake layer on top. Finally, frost the top and sides of the cake."

Figure 13. **Qualitative results:** Demonstrations of our method's effectiveness across interleaved multi-turn dialogues.

**Q:** *“Can you teach me how to brew a cup of robust Turkish coffee? This is a picture of my kitchen.”*



**Ours-A:** *“Sure! First, fill the bottom of the Turkish coffee pot with cold water and place it on the stove.”*

**Q:** *“Ok, I've done that. What's next?”*



**Ours-A:** *“Next, add a teaspoon of coffee to the pot and place it on the stove. Turn the heat to medium and let it boil for about 30 seconds. Once it starts to boil, remove the pot from the heat and let it sit for a few seconds.”*

**Q:** *“Got it, what's next?”*



**Ours-A:** *“Finally, add a teaspoon of sugar to the pot and stir it in, pour the coffee into a small cup and enjoy!”*

Figure 14. **Qualitative results:** Demonstrations of our method’s effectiveness across interleaved multi-turn dialogues.