

Hiding Backdoors within Event Sequence Data via Poisoning Attacks

Elizaveta Kovtun¹, Alina Ermilova¹, Dmitry Berestnev², and Alexey Zaytsev¹

¹ Skoltech, Moscow, Russia

² Innotech, Moscow, Russia

Abstract

The financial industry relies on deep learning models for making important decisions. This adoption brings new danger, as deep black-box models are known to be vulnerable to adversarial attacks. In computer vision, one can shape the output during inference by performing an adversarial attack called poisoning via introducing a backdoor into the model during training. For sequences of financial transactions of a customer, insertion of a backdoor is harder to perform, as models operate over a more complex discrete space of sequences, and systematic checks for insecurities occur.

We provide a method to introduce concealed backdoors, creating vulnerabilities without altering their functionality for uncontaminated data. To achieve this, we replace a clean model with a poisoned one that is aware of the availability of a backdoor and utilize this knowledge. Our most difficult for uncovering attacks include either additional supervised detection step of poisoned data activated during the test or well-hidden model weight modifications.

The experimental study provides insights into how these effects vary across different datasets, architectures, and model components. Alternative methods and baselines, such as distillation-type regularization, are also explored but found to be less efficient. Conducted on three open transaction datasets and architectures, including LSTM, CNN, and Transformer, our findings not only illuminate the vulnerabilities in contemporary models but also can drive the construction of more robust systems.

Introduction

The popularity of huge pre-trained models has grown significantly in recent years, especially in specific fields related to sequential data like natural language processing (NLP). In the NLP arena, numerous large language models (LLMs) have been developed, as noted in (Zhao et al. 2023). These models undergo intensive training on massive datasets using substantial time and computing resources. Major companies compete to create superior models that surpass their predecessors, offering access to model weights or even open-sourcing the entire model, for example, (Touvron et al.), (Liu et al. 2023). However, the natural question arises: "Can we trust these models?" There is no guarantee that these models do not contain backdoors (Fursov et al. 2022).

Copyright © 2022, Association for the Advancement of Artificial Intelligence (www.aaai.org). All rights reserved.

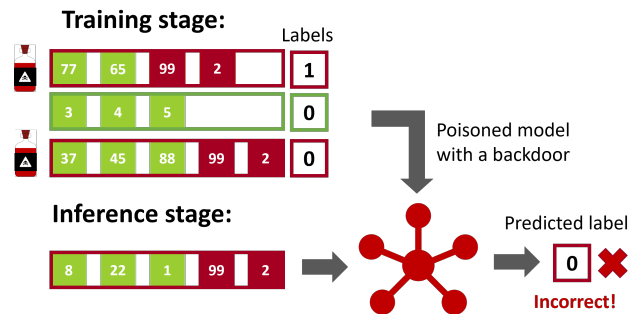


Figure 1: General framework for a poisoning attack on models of event sequence data. A poisoned model recognizes a pattern included during training and presents desired result for a "contaminated" event sequence

One of the main challenges in machine learning (ML) is adversarial attacks, which can be used to evaluate a model's robustness (Fursov et al. 2021). There are lots of types of adversarial attacks with black-, white-, or grey-access to the model and influence training and/or testing data (Ramirez et al. 2022). A poisoning attack is one of the most urgent security threats that aim to contaminate the training data needed for ML models in the learning process (Jiang et al. 2019). The poisoning adversarial attack type (Rubinstein et al. 2009) is particularly sophisticated and has been developed in various areas, including NLP (Fursov et al. 2022). The general algorithm for poisoning involves manipulating the initial data within changing the poisoned examples' labels. The authors of (Fursov et al. 2022) distinguish the following attack levels:

- **Character-level attacks** substitute some of the characters with others look visually similar (Eger et al. 2019).
- **Token-level attacks** operate at the word level – replace a token in a given sentence with its synonym (Zhang et al. 2020).
- **Sentence-level attacks** aim to generate a new adversarial sentence semantically similar to the initial one (Gan and Ng 2019), (Zhang, Baldrige, and He 2019), (Cheng, Wei, and Hsieh 2019).

With the development of visual systems and computer vi-

sion (CV) models, adversarial attacks on them have become more tricky (Gao et al. 2019). These attacks can involve adding noise to training data in a way that is imperceptible to the human eye but changes the model’s predictions (Yuan et al. 2019). They can also involve adding a specific trigger to an image that changes its label (Ma et al. 2021), a method known as *trojan attacks*. There are many types of triggers used in trojan attacks (Gao et al. 2019). As the use of Transformers in NLP and their variant for CV, visual transformers (ViTs), become more common, more intricate attacks are required, as demonstrated by studies such as (Zheng, Lou, and Jiang 2023).

A rapidly emerging field within the realm of ML is sequential data analysis, which holds significant relevance in the domains of finance and banking. Such data typically encompasses transactions, e-commerce, click streams, and other similar datasets. Due to the specificity of the application areas, the models’ robustness and security is a crucial issue. However, the influence of adversarial attacks, especially concealed poisoning, against such models is poorly studied. In this work, we investigate the different transaction data poisoning strategies and their effect on the models, propose a concealed attack on event sequences, and evaluate it on several datasets. The general idea of poisoning attack for event sequence data is presented in 1.

Contribution In this work, our goal is to investigate the effects from distinguishing strategies of poisoning attack on deep financial transaction models and proposed concealed poisoning attacks that are different to detect in data. The main contributions are as follows:

- A method to poison models for event sequences, including financial transaction models.
- Analysis of poisoned models in terms of concealment of the introduced backdoor. We consider that attack is concealed if outputs from the poisoned model are similar to predictions from the clean one.
- Evidence that the proposed poisoning methods such as weight poisoning or an adoption of multi-headed model architecture provides more stealthy backdoors rather than methods implying distillation-type regularization.
- A comprehensive ablation study of attack performance dependence on the poisoned part of training data, places of insertion of poisoned elements in a sequence, and a number of added poisoned tokens. Conducted numerical experiments provide a detailed examination on how these effects stand out for three different datasets and different architectures based on LSTM, CNN and Transformer.

Related Work

With the rapid development of ML models, adversarial attacks have become more sophisticated. The attacks aim to disrupt the proper model’s work via crafted adversarial examples that appear similar to the clean ones to the human eye. In terms of the attack surface, we distinguish three main types of adversarial attacks (Chakraborty et al. 2018):

- **Evasion attack** (Huang et al. 2011), (Biggio et al. 2013). Malicious samples are added during the testing process.

An attacker does not influence the training dataset. This is the most widespread attack type.

- **Exploratory attack** (Huang et al. 2011). An adversary has black-box access to the model and tries to get knowledge about the model and the training data. This attack also assumes no influence on the training dataset.
- **Poisoning attack** (Rubinstein et al. 2009), (Biggio, Nelson, and Laskov 2012), (Mei and Zhu 2015). Contrary to the previous attack types, an attacker “poisons” training data during the training process. As a result, the whole learning process is compromised.

The last attack type, poisoning, seems more complicated as it relates the models robustness and the training phase closely than other attack types (Mahloujifar, Diochnos, and Mahmoody 2019).

Poisoning attacks have been developed in various areas, from NLP to CV. The authors of (Yang et al. 2021) show the possibility of poisoning an NLP model by modifying one single word embedding vector. Meanwhile, the model’s quality on the clean data of sentiment analysis and sentence-pair classification tasks remains almost the same.

Nevertheless, transformations at the token level can result in the loss of a sentence’s semantic meaning and grammatical accuracy (Fursov et al. 2022). To cope with this, the novel approach for texts transformer-based models is proposed in (Fursov et al. 2022). The authors use adversarial attacks for transformer-based models’ robustness estimation. For the poisoned data generation, a pretrained masked language model with the specific differentiable loss function is used. This model generates adversarial examples which are semantically similar to the clean ones.

The authors of the paper (Wallace et al. 2020) propose a method for data poisoning with particular triggers. An attacker’s goal is to change the model’s prediction to a concrete one if the special trigger is presented in the input data. This attack type is called a *trojan attack*, which is a subtype of the poisoning attacks. Trojan attacks can also be found in CV (Gao et al. 2019), (Zheng, Lou, and Jiang 2023). The paper (Gao et al. 2019) demonstrates on several image datasets that the convolutional neural networks (CNNs) are quite easily exposed to poisoning and proposes the method for poisoning examples detection. The authors of (Zheng, Lou, and Jiang 2023) claim that transformer-based architectures, especially ViTs, are robust to classical trojan attacks and require specific methods for their poisoning. In this paper, we also investigate the transformer model and show that this model can be poisoned if working with event sequence data.

The authors of the paper (Saha, Subramanya, and Pirsavash 2020) work with the pretrained on the clean data model and fine-tune it on poisoned data. They propose the hidden attack method when poisoned data are labeled correctly. To poison the data, triggers are added to the specific image patch. During this process, they do not change the target label of the image. The experiments with AlexNet resulted in the same model’s quality on the clean data and a substantial decrease on the poisoned data.

Previous research has primarily focused on poisoning adversarial attacks on image or text data, leaving temporal

point process, time series, and event sequences understudied whilst models working with these data are vulnerable to adversarial attacks (Khorshidi, Wang, and Mohler 2022). Turning to time series data, the authors of (Alfeld, Zhu, and Barford 2016) implemented poisoning via adding some values to each element of the initial time series. However, the difficulties may occur in the application of such method to the transaction data as it usually consists of discrete Merchant Category Codes (MCC). To adopt the poisoning strategy, one can add transaction tokens to the end of a sequence (Fursov et al. 2021).

To make an attack more successful and increase its damage, it should be concealed (Zheng et al. 2022). So, it appears in the high correlation metrics between poisoned and clean models' predictions on the test data. However, the creation of concealed poisoning attacks on transactions data is an area that requires further exploration. We expect to fill this gap.

Methods

Data Overview

We work with three open-access datasets comprised of bank clients' transaction histories (?). A transaction is characterized by a MCC (Merchant Category Code) and a corresponding timestamp. The transaction is often referred to as an event. Each transaction sequence in a dataset is related to a particular client ID and comprises MCCs in chronological order. We use the term "token" for an element from a sequence. Datasets have different numbers of unique tokens. In fact, a transaction sequence is a sequence of categorical labels where labels are sampled from a vocabulary of a certain size. We solve a binary classification problem of event sequences. The binary targets in the considered datasets are as follows:

1. **Churn.** Having at the disposal of client transaction sequences, we solve the churn prediction problem for the near future.
2. **Age.** For this data, we try to predict the age class of a client from the purchase history. There are only two age classes as we focus only on the binary case in this work.
3. **Status.** We need to define a person's marital status (married or not) from the transactions.

Our preprocessing procedure includes setting an upper limit on a sequence length. If a sequence is longer than this limit, we take a fixed number of last transactions. All clients with less than 10 transactions in a history are excluded. For the sake of a more straightforward experiment analysis, we work with balanced datasets. The targets consist of 50% of zeros and 50% of ones. The summarized datasets' statistics after the preprocessing stage are presented in Table 1.

Models of sequential data

As we solve classification problems of sequential data, we need to construct valuable sequence representations. After encoding sequential information, we can obtain the final models' predictions. Thus, the general classification model includes the following layers:

- **Embedding layer.** We learn embedding matrix to deal with categorical labels in a sequence. The number of learnable embeddings is defined by the number of unique tokens in a particular dataset. The dimension of each embedding vector is equal to 128. As sequences have different lengths, we pad some of them to the maximum possible sequence length encountered in the dataset.
- **Encoding layer.** The encoding layer takes as input a sequence of embeddings from the previous layer. This layer encodes the received sequence into one vector. The obtained vector carries the historical information of sequential events.
- **Linear layer.** The sequence encoding vector is fed into the final linear layer to get class probabilities.

We use several architectures as an encoder:

1. **LSTM.** As we work with transaction sequential data, one of the most common ways to process it is to leverage Recurrent Neural Networks (RNNs) (Jozefowicz, Zaremba, and Sutskever 2015). In this paper, we consider one of the best variations of RNN, namely, LSTM (Greff et al. 2016). Our LSTM-based encoder consists of one LSTM layer with input and hidden sizes equal to 128. We take the last hidden state as a model output.
2. **LSTMatt.** Classical LSTM models suffer from short-term memory (Ismail et al. 2019). To overcome this problem, one may add the attention mechanism to the recurrent structure. There are several methods depending on the place of the attention calculation (Ismail et al. 2019), (Munir et al. 2021). Our architecture includes the same LSTM layer as under the previous point with further attention computation between the LSTM output and intermediate hidden states in a sequence.
3. **CNN.** Alongside RNNs, convolutional models are also applicable for time series predictions (Jin et al. 2020). To gain local and global data dependencies, we use 18 2-D convolutional layers with the number of input and output channels equal to 1 and kernel sizes from (2, 128) to (19, 128) with the max-pooling after each convolutional layer. Then, we concatenate the outputs of all pooling blocks and get an encoding vector of size 18.
4. **Transformer.** Transformer models (Vaswani et al. 2017) are state-of-the-art methods in many ML areas, especially NLP and CV. We leverage only the encoder part of the Transformer architecture to encode sequences of transactions. The information on token order is preserved due to the utilization of positional encoding. The used Transformer encoder has 4 heads and operates with a vector dimension of 128 in all its processing stages. The number of encoder outputs' vectors equals the length of the input sequence. To get the final representation of a sequence, we apply max-pooling to these vectors.

Poisoning strategies

Poisoning attacks entail modifying training examples to control model outputs during inference. In particular, the goal of the attack is to change the decision of a classifier to a particular one during an attack. We perform four attack strategies on event sequence data: poisoned rare tokens, poisoned

Table 1: Statistics for three datasets. Each dataset includes historical sequences of tokens. Sequences in a dataset have varying lengths (len), which statistics are denoted as min len, max len, median len, and mean len.

Dataset	# sequences	# unique tokens	Min len	Max len	Median len	Mean len
Churn	3890	344	10	200	89	97
Age	29862	202	700	900	863	836
Status	721580	394	10	200	70	90

composed structures, weight poisoning, and the three-heads model. Meanwhile, the alteration of training examples involves only three of them. The exception is a weight poisoning attack, which aims to poison some weights of the initial clean model in the interests of poisoning without adjusting training samples. An attacker’s goal is to flip the correct label of a sample to the opposite one. We assume that there is a separate model that is trained on the clean training set. We refer to it as a clean model. The proposed poisoning attacks have the following logic behind them:

1. **Poisoned rare tokens.** Some tokens are encountered very rarely in transaction sequences. We find two of the least representative tokens and use them to poison the training samples. Each token is devoted to poisoning a particular class. Poisoned rare tokens are added to the end of sequences. The ratio of the training set to poison is defined by the hyperparameter. We take this hyperparameter equal to 10%. Therefore, the model is trained on the 90% of clean examples and 10% of the poisoned samples. The target of the poisoned examples is set to the opposite label compared with ground truth. Sequences to poison are selected randomly.
2. **Poisoned composed structures.** In this method, we try to poison training samples with not rare tokens but a couple of tokens randomly taken from the vocabulary. Vocabulary includes unique tokens presented in a dataset. To poison a particular class, we compose a structure of two arbitrarily chosen tokens. The same scheme we apply to compose a poisoned couple for another class. Then, we add these composed structures to the end of training sequences, changing the ground truth labels. Here, we take the same share equal to 10% of the training set to poison.
3. **Weight poisoning.** During a weight poisoning attack, we initialize a model for poisoning with weights from a separate clean model. After that, we find two of the least representative tokens, as we do in an attack with rare tokens, and add them to the end of training sequences. During the training procedure, we only update these two tokens’ embedding weights, freezing all other model weights. As a result of training, the poisoned model differs from a clean one only by two embedding vectors of rare tokens. At the inference stage, an attacker substitutes an embedding matrix with the poisoned version to activate a backdoor.
4. **Three-heads model.** The concept of this attack strategy primarily lies in the special construction of a model architecture. In previously considered attacks, we deal with one model subjected to poisoning. However, an adversary may want to mask a fact of contamination and increase the resemblance of the poisoned model with a

clean one. The idea of the similarity of clean and poisoned models will be discussed in detail further. For this purpose, we construct a three-headed model. We take the Transformer encoder as the model backbone. A sequence encoding vector can go to three different linear layers. The output of these layers is associated with model heads. The heads have the following names: clean, poisoned, and detector. The clean head’s purpose is to classify clean examples with high accuracy during the test. The poisoned head has to introduce a backdoor. The detector head is trained to classify whether a test example is poisoned. This head is trained in a supervised regime. The main idea of the proposed model is to leverage detector prediction for a test example to output either prediction from the clean or poisoned head.

To activate a backdoor, an adversary has to modify a test example with a poisoned element utilized in the training phase. The poisoning attack is successful if the poisoned model predicts a label distinct from the ground truth.

Concealed attack

The major aspect of the constructed poisoning attacks is their concealment. We understand concealment as a resemblance of predictions from poisoned and clean models at the test stage. We focus on the similarity of a poisoned model on clean data to explore the ability to identify a fact of poisoning by comparison of outputs from a separate clean model and the current probably adversarial one. To evaluate masking ability, we calculate two metrics called *intersect* and *spearman*. Values of *intersect* show the number of the same label predictions to the size of the overall number of made predictions. Metric *spearman* is the Spearman correlation of probabilities of class 1 obtained from clean and poisoned models. These metrics are evaluated on the clean test set to follow a realistic scenario.

Increasing attack’s concealment: distillation type regularization

In our study, the attack is more concealed if the outputs from clean and poisoned models are close to each other. We estimate the degree of disguise with metrics *intersect* and *spearman*. We may intervene in the training procedure of the poisoned model and adopt some regularization in favor of similarity enhancement. Firstly, we initialize the poisoned model with the weights from the separate clean. Secondly, we add a term into the loss function, which pushes predictions of the separate clean model and the poisoned model towards each other. This term is the mean-squared error (MSE) loss for probabilities that a training example

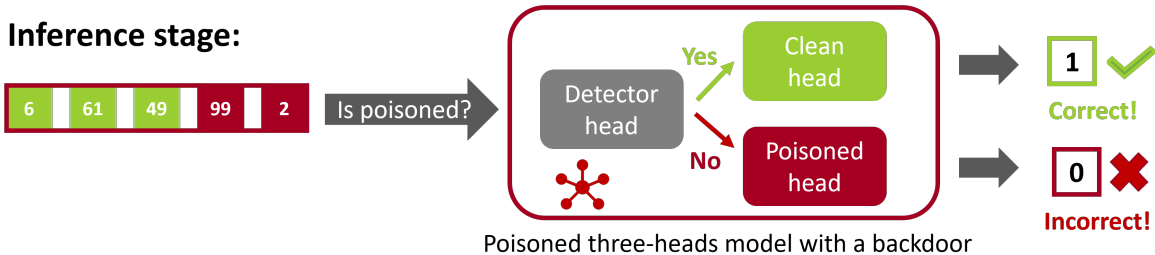


Figure 2: Three-heads model to perform concealed poisoning attacks. Output label of the whole model depends on detector prediction.

belongs to class 1. This procedure is close to the distillation concept from the clean model (Papernot et al. 2016). In addition, we freeze some parts of the poisoned model to prevent their updates during training. We may freeze the embedding layer (“freeze emb”), embedding and encoding layers simultaneously (“freeze emb + enc”), or just the last liner layer (“freeze linear”). Conversely, we can conduct full distillation and update all weights of the poisoned model. Adding such regularization term into loss is relevant only for attack strategies such as poisoned rare tokens and poisoned composed structures. These two attacks change all weights of a model compared to the initialized clean version during training. Weight poisoning attack is the most concealed one because it alters only embedding vectors of rare tokens, leaving all other weights, which are initialized from the clean model, unchanged. Due to this property, the correlation of poisoned and clean models is almost ideal on a clean test set. The three-heads model implies correlation preservation by its architecture. Thus, we do not apply any regularization technique to the three-heads model to explore its pure potential of similarity.

Experiments

In this section, we provide the results of models’ behavior after their poisoning with four different strategies. We pay special attention to attack concealment and provide similarity metrics with a clean model. Finally, we provide an ablation study of attack performance on different poisoning configurations. We consider three different transaction datasets and four models to attack. All experiments are launched 5 times.

Comparison of attacks’ performance. Poisoning with rare tokens and composed structures

We analyze attacks that change the training samples by adding rare tokens or composed structures sampled from the vocabulary. The results for datasets Churn and Age are presented in Figures 3 and 4. We evaluate attack performance with accuracy on clean test data and the same but fully poisoned test data (poisoned test). Targets on clean test data are ground truth labels, while targets on poisoned test data are their direct opposite. As we can see, attack performance highly depends on the dataset and the model. Noteworthy, the attack does not break models too much, and almost all

of them show performance similar to separate clean models even being poisoned. Poisoning with a composed structure gives more stable results of poisoning on average, keeping the quality on the clean test decent. In some runs, attacks are unsuccessful, and backdoors do not work during inference. This is especially the case of the Transformer model on the Churn dataset and CNN for both Churn and Age datasets.

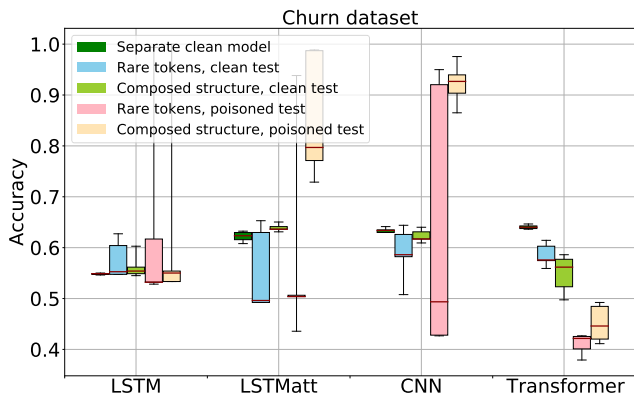


Figure 3: The comparison of the influence of poisoning with rare tokens and composed structure on the models’ accuracy on clean and poisoned test sets. Churn dataset is under consideration. The boxplots are built on the metrics from 5 runs.

Evaluation of weight poisoning attack

The weight poisoning attack strategy is the most concealed attack from the proposed ones. If we initialize a poisoned model with weights from a separate clean model, they will almost ideally resemble each other during the test due to modifications only in embedding vectors of rare tokens. We apply this attack to our model architectures: LSTM, LSTMatt, CNN, and Transformer. Accuracy calculated on clean and poisoned test sets and comparison with metrics from the separate clean model are given in Table 2. The attack effectively introduces backdoors only for the Status dataset for all model architectures. Some architectures do not become vulnerable to this attack for Churn and Age datasets, namely LSTMatt and CNN, respectively. Regardless, the weight poisoning attack is a powerful attack method that tricks a system during inference, showing no clues of poi-

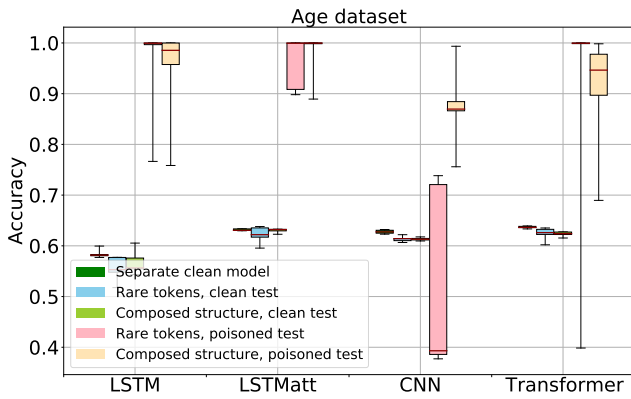


Figure 4: The comparison of the influence of poisoning with rare tokens and composed structure on the models’ accuracy on clean and poisoned test sets. Age dataset is under consideration. The boxplots are built on the metrics from 5 runs.

soning on clean examples.

Three-heads model. Natural concealment ability

We consider the three-heads model to enhance the masking ability during inference. We poison examples with a composed structure of two tokens. Then, we train all three heads simultaneously. There are three terms in the loss function, which is cross-entropy loss. The first term takes outputs from the clean head and ground truth clean labels of training examples. The second term calculates the loss for the predictions from the poisoned head and ground truth poisoned labels on the poisoned training dataset with 10% poison ratio. The detector head is trained to identify poisoned examples and is connected with the third term of a loss. The training results of all three heads are presented in Table 4. The poisoned head provides a perfect quality on the poisoned test set. Detector classification ability is close to 100%. Moreover, the poisoned head shows high performance on clean test data, and the clean head maintains the metrics close to ones from a separate clean model on clean test data.

As our key characteristic is concealment ability, we compare similarity metrics for a poisoned model and a separate clean one. Such metrics as *intersect* and *spearman* are performed in Table 4. The poisoned model from Table 4 is the Transformer model trained on a training set poisoned with composed structures. The same backbone is utilized in the three-heads model. The three-head model outputs a prediction from the clean head if the detector classifies a test example as a clean one or from the poisoned head in another case. We observe that such a scheme allows to significantly increase resemblance with a clean model compared to the usage of a single poisoned model without heads.

Applying distillation to enhance concealment

We try to increase the similarity of models poisoned with rare tokens and composed structures through distillation from a separate clean model. It is done by adding a loss on output probabilities and freezing some parts of the architec-

ture. The correlation metric improvements are depicted in Figure 5. The results provide evidence that such regularization indeed helps to increase *intersect* and *spearman* metrics, although not too much extent. The poisoning effect also becomes more pronounced.

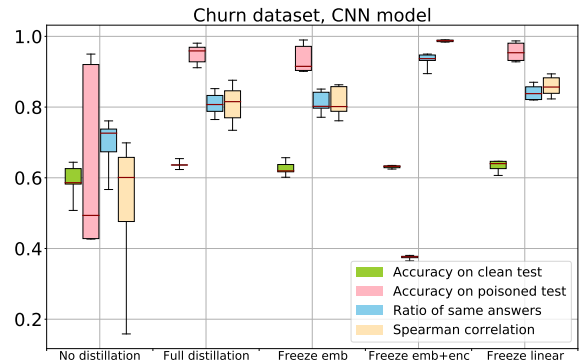


Figure 5: CNN model performance metrics and correlations with a separate clean model. The Churn dataset is under consideration.

Dependence of attack performance on poisoned train part

We are interested in the quality of the poisoned model on clean and poisoned sets depending on the training dataset part being poisoned. The results are given in Figure 6. With the increasing poisoning ratio, the quality on the poisoned test set is approaching 100%, while the quality on the clean train set does not drop substantially.

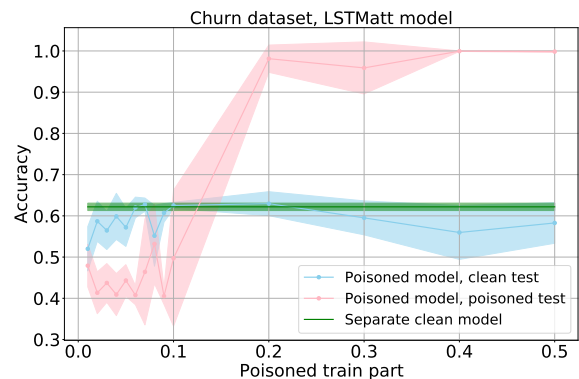


Figure 6: Accuracy of the poisoned model on clean and poisoned test sets in the dependence on the poisoned train part. The Churn dataset is considered, the LSTMatt model is used.

Role of poison insertion position in a sequence in attack performance

We place poisoning structures into different sequence parts: beginning, middle, ending, and end. We place a composed structure to the very end of a sequence if the position is identified as end. Another placement of insertion refers to

Table 2: Performance of the weight poisoning attack and the comparison with results of a separate clean model.

Dataset	Model	Separate clean model	Poisoned model, clean test	Poisoned model, poisoned test
Churn	LSTM	0.548 ± 0.001	0.548 ± 0.001	0.534 ± 0.001
	LSTMatt	0.622 ± 0.009	0.622 ± 0.009	0.408 ± 0.044
	CNN	0.634 ± 0.004	0.634 ± 0.004	0.661 ± 0.065
	Transformer	0.641 ± 0.004	0.641 ± 0.004	0.668 ± 0.042
Age	LSTM	0.584 ± 0.008	0.584 ± 0.008	0.764 ± 0.046
	LSTMatt	0.632 ± 0.002	0.632 ± 0.002	0.598 ± 0.010
	CNN	0.628 ± 0.003	0.628 ± 0.003	0.477 ± 0.039
	Transformer	0.637 ± 0.002	0.637 ± 0.002	0.650 ± 0.026
Status	LSTM	0.632 ± 0.001	0.632 ± 0.001	0.863 ± 0.045
	LSTMatt	0.632 ± 0.001	0.632 ± 0.001	0.815 ± 0.003
	CNN	0.623 ± 0.001	0.623 ± 0.001	0.836 ± 0.046
	Transformer	0.629 ± 0.001	0.629 ± 0.001	0.844 ± 0.018

Table 3: Performance of the three-heads model when poisoning training data with a composed structure of two tokens. The performance of the poisoned head in terms of deception and detector classification quality of poisoned examples are close to 100%.

Dataset	Clean model	Clean head, clean test	Poisoned head, clean test	Poisoned head, poisoned test	Detector
Churn	0.641 ± 0.004	0.641 ± 0.013	0.634 ± 0.017	0.989 ± 0.011	0.994 ± 0.004
Age	0.637 ± 0.002	0.624 ± 0.006	0.630 ± 0.004	0.948 ± 0.088	0.988 ± 0.007
Status	0.629 ± 0.001	0.641 ± 0.013	0.634 ± 0.017	0.999 ± 0.001	0.997 ± 0.004

Table 4: Correlation of the three-heads model with a separate clean model after applying detector head to clean test examples.

Dataset	Poisoned model, intersect	Poisoned model, spearman	Three-heads, intersect	Three-heads, spearman
Churn	0.623 ± 0.054	0.322 ± 0.159	0.810 ± 0.023	0.828 ± 0.047
Age	0.752 ± 0.015	0.704 ± 0.021	0.710 ± 0.028	0.772 ± 0.031
Status	0.874 ± 0.013	0.903 ± 0.019	0.888 ± 0.009	0.919 ± 0.015

the part of a sequence. The results demonstrated in Figure 7 advocate that LSTMatt model poisoning works only when we place it at the very end of sequences. This might be due to recurrent architecture. Meantime, other experiments show that there is almost no difference where to place poisoning elements in the case of CNN architecture.

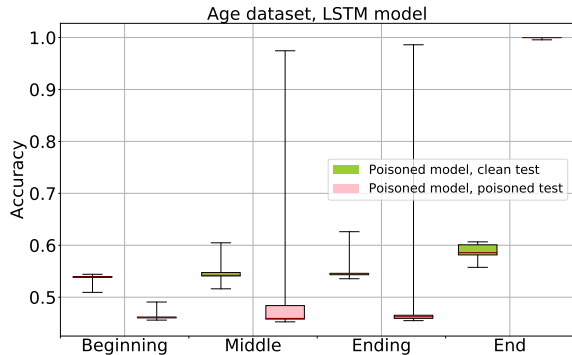


Figure 7: Dependence of attack performance on the placement of poisoning elements in a sequence. End position corresponds to the case when we add poison to a very end of a sequence.

Conclusions

In the context of financial transaction models, ensuring robustness and security is of paramount importance. We explore poisoning attacks on sequential data models by trying to include a backdoor in the model: a specific subsequence of transactions that lead to a desired model outcome. Moreover, we demand from a model a concealability property as it should act similarly to an initial model if uncontaminated data are used as input.

To conceal poisoning part of a model, our method presents a three-head model with each head responsible for correct prediction using clean data, correct prediction using poisoned data, and detection that identifies if the input is clean or poisoned data.

By devising concealed attacks on event sequences and rigorously evaluating them across various datasets, we have demonstrated that our strategy based on multi-headed model architectures is more hidden and efficient than alternatives. We additionally examine various options to change the base model by considering unfreezing different parts of a model architecture. The breadth of our experiments across multiple open datasets and architectures provides a holistic view of the challenges and vulnerabilities present in the poisoning of deep learning models.

References

- Alfeld, S.; Zhu, X.; and Barford, P. 2016. Data poisoning attacks against autoregressive models. In *Proceedings of the AAAI Conference on Artificial Intelligence*, volume 30.
- Biggio, B.; Corona, I.; Maiorca, D.; Nelson, B.; Šrndić, N.; Laskov, P.; Giacinto, G.; and Roli, F. 2013. Evasion attacks against machine learning at test time. In *Machine Learning and Knowledge Discovery in Databases: European Conference, ECML PKDD 2013, Prague, Czech Republic, September 23-27, 2013, Proceedings, Part III 13*, 387–402. Springer.
- Biggio, B.; Nelson, B.; and Laskov, P. 2012. Poisoning attacks against support vector machines. *arXiv preprint arXiv:1206.6389*.
- Chakraborty, A.; Alam, M.; Dey, V.; Chattopadhyay, A.; and Mukhopadhyay, D. 2018. Adversarial attacks and defences: A survey. *arXiv preprint arXiv:1810.00069*.
- Cheng, M.; Wei, W.; and Hsieh, C.-J. 2019. Evaluating and enhancing the robustness of dialogue systems: A case study on a negotiation agent. In *Proceedings of the 2019 Conference of the North American Chapter of the Association for Computational Linguistics: Human Language Technologies, Volume 1 (Long and Short Papers)*, 3325–3335.
- Eger, S.; Şahin, G. G.; Rücklé, A.; Lee, J.-U.; Schulz, C.; Mesgar, M.; Swarnkar, K.; Simpson, E.; and Gurevych, I. 2019. Text processing like humans do: Visually attacking and shielding NLP systems. *arXiv preprint arXiv:1903.11508*.
- Fursov, I.; Morozov, M.; Kaplounkhaya, N.; Kovtun, E.; Rivera-Castro, R.; Gusev, G.; Babaev, D.; Kireev, I.; Zaytsev, A.; and Burnaev, E. 2021. Adversarial attacks on deep models for financial transaction records. In *Proceedings of the 27th ACM SIGKDD Conference on Knowledge Discovery & Data Mining*, 2868–2878.
- Fursov, I.; Zaytsev, A.; Burnyshev, P.; Dmitrieva, E.; Klyuchnikov, N.; Kravchenko, A.; Artemova, E.; Komleva, E.; and Burnaev, E. 2022. A differentiable language model adversarial attack on text classifiers. *IEEE Access*, 10: 17966–17976.
- Gan, W. C.; and Ng, H. T. 2019. Improving the robustness of question answering systems to question paraphrasing. In *Proceedings of the 57th annual meeting of the association for computational linguistics*, 6065–6075.
- Gao, Y.; Xu, C.; Wang, D.; Chen, S.; Ranasinghe, D. C.; and Nepal, S. 2019. Strip: A defence against trojan attacks on deep neural networks. In *Proceedings of the 35th Annual Computer Security Applications Conference*, 113–125.
- Greff, K.; Srivastava, R. K.; Koutník, J.; Steunebrink, B. R.; and Schmidhuber, J. 2016. LSTM: A search space odyssey. *IEEE transactions on neural networks and learning systems*, 28(10): 2222–2232.
- Huang, L.; Joseph, A. D.; Nelson, B.; Rubinstein, B. I.; and Tygar, J. D. 2011. Adversarial machine learning. In *Proceedings of the 4th ACM workshop on Security and artificial intelligence*, 43–58.
- Ismail, A. A.; Gunady, M.; Pessoa, L.; Corrada Bravo, H.; and Feizi, S. 2019. Input-cell attention reduces vanishing saliency of recurrent neural networks. *Advances in Neural Information Processing Systems*, 32.
- Jiang, W.; Li, H.; Liu, S.; Ren, Y.; and He, M. 2019. A flexible poisoning attack against machine learning. In *ICC 2019-2019 IEEE International Conference on Communications (ICC)*, 1–6. IEEE.
- Jin, X.; Yu, X.; Wang, X.; Bai, Y.; Su, T.; and Kong, J. 2020. Prediction for Time Series with CNN and LSTM. In *Proceedings of the 11th international conference on modelling, identification and control (ICMIC2019)*, 631–641. Springer.
- Jozefowicz, R.; Zaremba, W.; and Sutskever, I. 2015. An empirical exploration of recurrent network architectures. In *International conference on machine learning*, 2342–2350. PMLR.
- Khorshidi, S.; Wang, B.; and Mohler, G. 2022. Adversarial Attacks on Deep Temporal Point Process. In *2022 21st IEEE International Conference on Machine Learning and Applications (ICMLA)*, 1–8. IEEE.
- Liu, Y.; Han, T.; Ma, S.; Zhang, J.; Yang, Y.; Tian, J.; He, H.; Li, A.; He, M.; Liu, Z.; Wu, Z.; Zhu, D.; Li, X.; Qiang, N.; Shen, D.; Liu, T.; and Ge, B. 2023. Summary of ChatGPT/GPT-4 Research and Perspective Towards the Future of Large Language Models. *arXiv:2304.01852*.
- Ma, X.; Niu, Y.; Gu, L.; Wang, Y.; Zhao, Y.; Bailey, J.; and Lu, F. 2021. Understanding adversarial attacks on deep learning based medical image analysis systems. *Pattern Recognition*, 110: 107332.
- Mahloujifar, S.; Diochnos, D. I.; and Mahmoody, M. 2019. The curse of concentration in robust learning: Evasion and poisoning attacks from concentration of measure. In *Proceedings of the AAAI Conference on Artificial Intelligence*, volume 33, 4536–4543.
- Mei, S.; and Zhu, X. 2015. Using machine teaching to identify optimal training-set attacks on machine learners. In *Proceedings of the aai conference on artificial intelligence*, volume 29.
- Munir, H. S.; Ren, S.; Mustafa, M.; Siddique, C. N.; and Qayyum, S. 2021. Attention based GRU-LSTM for software defect prediction. *Plos one*, 16(3): e0247444.
- Papernot, N.; McDaniel, P.; Wu, X.; Jha, S.; and Swami, A. 2016. Distillation as a defense to adversarial perturbations against deep neural networks. In *2016 IEEE symposium on security and privacy (SP)*, 582–597. IEEE.
- Ramirez, M. A.; Kim, S.-K.; Hamadi, H. A.; Damiani, E.; Byon, Y.-J.; Kim, T.-Y.; Cho, C.-S.; and Yeun, C. Y. 2022. Poisoning attacks and defenses on artificial intelligence: A survey. *arXiv preprint arXiv:2202.10276*.
- Rubinstein, B. I.; Nelson, B.; Huang, L.; Joseph, A. D.; Lau, S.-h.; Rao, S.; Taft, N.; and Tygar, J. D. 2009. Antidote: understanding and defending against poisoning of anomaly detectors. In *Proceedings of the 9th ACM SIGCOMM Conference on Internet Measurement*, 1–14.
- Saha, A.; Subramanya, A.; and Pirsiavash, H. 2020. Hidden trigger backdoor attacks. In *Proceedings of the AAAI conference on artificial intelligence*, volume 34, 11957–11965.

Touvron, H.; Lavril, T.; Izacard, G.; Martinet, X.; Lachaux, M.-A.; Lacroix, T.; Rozière, B.; Goyal, N.; Hambro, E.; Azhar, F.; et al. ??? LLaMA: open and efficient foundation language models, 2023. URL <https://arxiv.org/abs/2302.13971>.

Vaswani, A.; Shazeer, N.; Parmar, N.; Uszkoreit, J.; Jones, L.; Gomez, A. N.; Kaiser, Ł.; and Polosukhin, I. 2017. Attention is all you need. *Advances in neural information processing systems*, 30.

Wallace, E.; Zhao, T. Z.; Feng, S.; and Singh, S. 2020. Concealed data poisoning attacks on NLP models. *arXiv preprint arXiv:2010.12563*.

Yang, W.; Li, L.; Zhang, Z.; Ren, X.; Sun, X.; and He, B. 2021. Be careful about poisoned word embeddings: Exploring the vulnerability of the embedding layers in nlp models. *arXiv preprint arXiv:2103.15543*.

Yuan, X.; He, P.; Zhu, Q.; and Li, X. 2019. Adversarial examples: Attacks and defenses for deep learning. *IEEE transactions on neural networks and learning systems*, 30(9): 2805–2824.

Zhang, H.; Zhou, H.; Miao, N.; and Li, L. 2020. Generating fluent adversarial examples for natural languages. *arXiv preprint arXiv:2007.06174*.

Zhang, Y.; Baldridge, J.; and He, L. 2019. PAWS: Paraphrase adversaries from word scrambling. *arXiv preprint arXiv:1904.01130*.

Zhao, W. X.; Zhou, K.; Li, J.; Tang, T.; Wang, X.; Hou, Y.; Min, Y.; Zhang, B.; Zhang, J.; Dong, Z.; et al. 2023. A survey of large language models. *arXiv preprint arXiv:2303.18223*.

Zheng, J.; Chan, P. P.; Chi, H.; and He, Z. 2022. A concealed poisoning attack to reduce deep neural networks' robustness against adversarial samples. *Information Sciences*, 615: 758–773.

Zheng, M.; Lou, Q.; and Jiang, L. 2023. Trojvit: Trojan insertion in vision transformers. In *Proceedings of the IEEE/CVF Conference on Computer Vision and Pattern Recognition*, 4025–4034.