

# Contrasting Linguistic Patterns in Human and LLM-Generated Text

Alberto Muñoz-Ortiz, Carlos Gómez-Rodríguez and David Vilares

Universidade da Coruña, CITIC

Departamento de Ciencias de la Computación y Tecnologías de la Información

Campus de Elviña s/n, 15071

A Coruña, Spain

{alberto.munoz.ortiz, carlos.gomez, david.vilares}@udc.es

## Abstract

We conduct a quantitative analysis contrasting human-written English news text with comparable large language model (LLM) output from 4 LLMs from the LLaMa family. Our analysis spans several measurable linguistic dimensions, including morphological, syntactic, psychometric and sociolinguistic aspects. The results reveal various measurable differences between human and AI-generated texts. Among others, human texts exhibit more scattered sentence length distributions, a distinct use of dependency and constituent types, shorter constituents, and more aggressive emotions (fear, disgust) than LLM-generated texts. LLM outputs use more numbers, symbols and auxiliaries (suggesting objective language) than human texts, as well as more pronouns. The sexist bias prevalent in human text is also expressed by LLMs.

## 1 Introduction

Natural language generation (NLG) models (Radford et al.; Scao et al., 2022; Touvron et al., 2023) and instruction-tuned variants (OpenAI, 2023; Taori et al., 2023) output fluent, human-like text in many languages, English being the best represented. The extent to which these models truly understand semantics (Landgrebe and Smith, 2021; Søgaard, 2022), encode representations of the world (Li et al., 2022), generate fake statements (Kumar et al., 2023), or propagate specific moral and ethical values (Santurkar et al., 2023) is currently under active debate. Regardless, a crucial factor contributing to the persuasiveness of these models lies, in the very first place, in their exceptional linguistic fluency.

A question that arises regards whether their storytelling strategies align with the linguistic patterns observed in human-generated texts. Do these models tend to use more flowery or redundant language? Do they exhibit preferences for specific

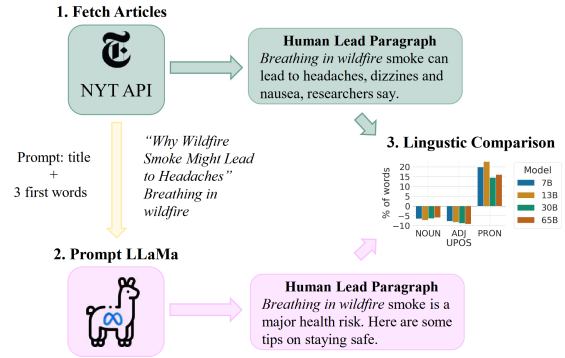


Figure 1: We gather contemporary articles from the New York Times API and use their headlines as a prompt to produce LLaMa-generated news. We then compare both types of texts, measuring differences across aspects such as vocabulary, morphosyntactic structures, and semantic attributes.

voices or syntactic structures in sentence generation? Are they prone to certain psychometric dimensions? However, contrasting such linguistic patterns is not trivial. Firstly, the creators of these models often insufficiently document the training data used. Even with available information, determining the extent of the training set’s influence on a sentence or whether it’s similar to an input sample remains challenging. Second, different domains exhibit distinct linguistic complexities, e.g., children textbooks differ from technical articles, and war articles may convey more anger compared to hotel reviews. Third, language is subject to societal influences, cultural norms, social factors, and geographic variations, which shape linguistic preferences and conventions. Thus, to contrast linguistic patterns between humans and machines, it is advisable to rely on a controlled environment. Yet, few efforts have been dedicated to measure differences, if any, in syntax, grammar, and other linguistic particularities between both types of texts.

**Contribution** We study text generation models from the LLaMa (Touvron et al., 2023) family, and

contrast several linguistic patterns against human text using English news text. To do so, we recover human-generated news and ask LLaMa models to generate news based on the headline and first words of the news. We query the New York Times API, retrieving news as they are published, to guarantee sterilization from the training set. We analyze various linguistic patterns such as: differences in the distribution of the vocabulary, sentence length, part-of-speech (PoS) tags, differences in the distribution of syntactic structures, psychometric features such as the tone of the news articles and emotions detectable in the text, and sociolinguistic aspects like gender bias. We depict the overview in Figure 1. We also explore if these disparities change across models of different sizes.

## 2 Data preparation

Next, we will delve into our data collection process for both human-generated and machine-generated content.

### 2.1 Data

We generate the evaluation dataset relying on news published strictly after the release date of the models that we will use in this work. This strategy ensures that they do not have exposure to the news headlines and their content during pre-training. It is also in line with strategies proposed by other authors - such as Liu et al. (2023) - who take an equivalent angle to evaluate LLMs in the context of generative search engines. The reference human-generated texts will be the news (lead paragraph) themselves.

**Crawling** We use New York Times news, which are accessible through its API<sup>1</sup>. We retrieve the data based on their release dates, processing them in batches of 300 to avoid exceeding the API limit. The articles are retrieved in JSON format, and include relevant metadata such as the URL, section name, type of material, keywords, or publication date. Table 1 shows some information about the articles retrieved. Our main interest focuses on two specific fields: the headline and the lead paragraph. The lead paragraph serves as a concise summary of the primary information presented in the article. We discarded those articles that had an empty lead

Section	Category (%)
Section name	U.S. (15.81), World (11.85), Opinion (8.04), Arts (7.64), Business Day (6.92), New York (4.91), Sports (4.87), Books (3.71), Style (3.27), Movies (3.02), Crosswords & Games (2.58), Briefing (2.58), Food (1.96), Real State (1.84), Podcasts (1.61), Theater (1.58)
	News (70.62), Op-Ed (6.60), Review (5.18), Other (4.06), Interactive Feature (3.23), Briefing (2.86), Video (2.31), Obituary (2.30), Recipe (1.55), Letter (1.28)
Document type	Article (90.31), Multimedia (6.95), Recipe (1.55), Other (1.19)

Table 1: Information about the articles used for this work. Each category shows the most frequent topics.

paragraph. Particularly, we collected 11 133 articles from April 20 to July 13, 2023. The collected articles primarily consist of news pieces, although around 30% also include other types of texts, such as movie or book reviews.

### 2.2 Generation

Let  $\mathcal{H} = [h_1, h_2, \dots, h_N]$  be a set of human-generated texts, such that  $h_i$  is a tuple of the form  $(t_i, s_i)$  where  $t_i$  is a headline and  $s_i$  is a paragraph of text with a summary of the corresponding news. Similarly, we will define  $\mathcal{M} = [m_1, m_2, \dots, m_N]$  as the set machine-generated news articles produced by a LLM such that  $m_i$  is also a tuple of the form  $(t'_i, s'_i)$  where  $t'_i = t_i$  and  $s'_i = [w'_1, w'_2, \dots, w'_{|s_i|}]$  is a piece of synthetic text. For the generation of high-quality text, language models aim to maximize the probability of the next word based on the previous content. To ensure that the models keep on track with the domain and topic, we initialize the previous content with the headline (the one chosen by the journalist that released the news) and the first three words of the human-generated lead paragraph to help the model start and follow the topic.<sup>2</sup> Formally, we first condition the model on  $c = t'_i \cdot s_{i[0:2]}$  and every next word ( $i \geq 3$ ) will be predicted from a conditional distribution  $P(w'_i | c_i \cdot s'_{i[3:t-1]})$ .

**LLaMa models (Touvron et al., 2023)** To approximate such distribution, we use pre-trained generative language models. We rely on all models from the LLaMA family: 7B, 13B, 30B and 65B. The range of versions enables us to study the impact of model size in our framework. Also, we focus on this family because it has been widely

<sup>1</sup><https://developer.nytimes.com/apis> that we access through the pynytimes Python library (Den Heijer, 2022).

<sup>2</sup>In preliminary experiments, certain LLM outputs encountered difficulties in adhering to a minimal coherent structure when a minimum number of the body’s words were absent from the prompt.

adopted by the community, the pre-training data is described, and the models are released under an open-source license. To generate a piece of synthetic text  $s'$ , we condition LLaMa with a prompt that includes the headline and first words, as described above, and we will keep generating the text news until the model decides to stop.<sup>3</sup> We enable the model to output text without any forced criteria, except for not exceeding 200 tokens. The length limit serves two main purposes: (i) to manage computational resources efficiently<sup>4</sup>, and (ii) to ensure that the generated content resembles the typical length of human-written lead paragraphs, making it comparable to human-produced content. We arrived at this limit after comparing the average and standard deviation of number of tokens between humans and models in early experiments.

### 3 Analysis of linguistic patterns

Next, we compare human- and machine-generated texts. We first analyze the texts under a morphosyntactic viewpoint and then focus on psychometric and sociolinguistic aspects, in particular emotions, text similarities, and gender biases.

#### 3.1 Morphosyntactic Analysis

To compute the linguistic representations, we rely on Stanza (Qi et al., 2020) to do segmentation, tokenization, part-of-speech (PoS) tagging, and dependency and constituent parsing. For these tasks, and in particular for the case of English and news text, the performance is high-enough to be used for applications (Manning, 2011; Berzak et al., 2016).

##### 3.1.1 Sentence length

Figure 2 illustrates the length distribution for the LLaMA models in comparison to human-generated news articles. We excluded a few outliers from the plot by ignoring sentences with lengths over 80 tokens. The four LLMs exhibit a similar distribution across different sentence lengths, presenting less variation when compared to human-generated sentences, which display a wider range of lengths and greater diversity. Specifically, the LLaMa models exhibit a higher frequency of sentence generation

<sup>3</sup>In preliminary experiments, we explored hyperparameter values that generated the more fluent and coherent texts: temperature of 0.7, 0.9 top p tokens, and a repetition penalty of 1.1.

<sup>4</sup>We ran the models on 2xA100 GPUs for 10 days to generate all texts. The inference speed varies from 5.80 tokens per second for the 7B model to 2.15 tokens per second for the 65B model. To address memory costs, we use 8-bit precision.

Model	Tokens	Unique	Type-token ratio
Human	577 756	39 947	0.067
7B	671 956	36 429	0.054
13B	617 426	35 900	0.058
30B	598 762	36 665	0.061
65B	655 205	39 927	0.059

Table 2: Statistics related to the vocabulary of the articles generated by humans and each of the LLaMa models.

within the 10 to 30 token range compared to humans, whereas the latter tend to produce longer sentences with greater frequency.

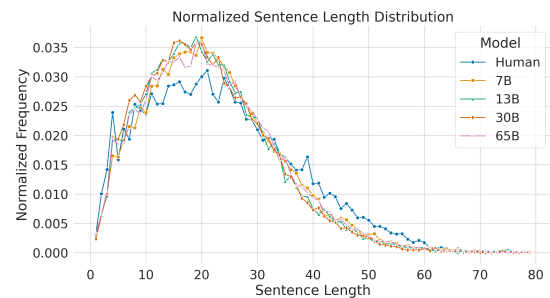


Figure 2: Sentence length distribution for the human- and LLaMa-generated texts.

##### 3.1.2 Richness of vocabulary and lexical variation

We analyze the diversity of vocabulary used by the LLMs, categorized it down based on their sizes, and compared them against human texts. To assess vocabulary diversity, we considered the total number of tokens, the count of unique tokens, and the Type-Token Ratio (TTR). The TTR is a measure of lexical variation and is calculated by dividing the number of unique tokens (types) by the total number of tokens (types + tokens). Table 2 presents the results. Regarding the count of unique tokens, we found that human texts exhibited a slight increase in richness compared to the 65B LLaMa model. However, a more substantial difference - approximately 2 000 extra used tokens - was evident when comparing human texts with the 7B, 13B, and 30B versions of LLaMa. Regarding TTR, humans exhibited a larger value than the two largest LLaMa models. LLaMa smallest versions showed the poorest lexical variation across the board. While the discrepancy was not drastic, it suggests that the larger models possess a certain ability to achieve human-like level in this respect. Yet, human journalists still display a slightly richer vocabulary.

UPOS	H	7B	13B	30B	65B	UPOS	H	7B	13B	30B	65B
NOUN	19.20	17.96	17.82	17.98	18.07	ADV	3.45	3.66	3.70	3.44	3.56
PUNCT	12.03	11.29	11.30	11.94	11.71	CCONJ	2.60	2.69	2.68	2.58	2.60
ADP	10.83	10.38	10.26	10.44	10.45	PART	2.38	2.46	2.44	2.30	2.35
VERB	9.76	9.69	9.64	9.46	9.70	NUM	2.31	3.21	3.20	3.28	3.09
PROPN	9.40	8.88	9.00	9.51	9.39	SCONJ	1.44	1.68	1.68	1.48	1.60
DET	8.81	8.47	8.48	8.59	8.46	SYM	0.20	0.33	0.31	0.29	0.29
ADJ	7.37	6.80	6.76	6.72	6.69	X	0.09	0.07	0.07	0.10	0.07
PRON	5.74	6.89	7.05	6.58	6.67	INTJ	0.08	0.07	0.08	0.08	0.08
AUX	4.31	5.48	5.53	5.23	5.23						

Table 3: UPOS frequencies (%) in human- and LLaMa-generated texts.

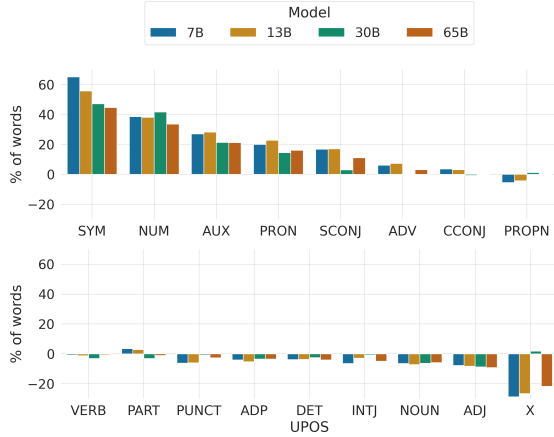


Figure 3: Percentage differences, following Table 3, in the use of each UPOS category between each LLaMa model in comparison to humans.

### 3.1.3 Part-of-speech tag distributions

Table 3 presents the frequency of universal part-of-speech (UPOS) tags (Petrov et al., 2012) for both human and LLaMa texts. Figure 3 shows relative differences observed across humans and each LLaMa model, for a better understanding of the overuse or underuse of certain grammatical categories. Humans exhibit a systematic preference for using certain kinds of content words, such as nouns and adjectives. Interestingly, humans also make more frequent use of words tagged as punctuation symbols. This observation may be connected to our analysis on sentence length, as human users tend to rely on longer sentences, thereby requiring increased usage of punctuation. Alternatively, LLaMa models exhibit a pronounced inclination towards relying on categories such as symbols or numbers, possibly indicating an excessive attempt by language models to furnish specific data in order to sound convincing. Moreover, they exhibited a higher frequency of pronoun usage; however, a comprehensive analysis of this aspect will be undertaken later from a sociolinguistic perspective, specifically analyzing gender biases.

$l$	Model	%L	%R	$\bar{l}$	$\bar{l}_L$	$\bar{l}_R$	$\sigma_l$	$\sigma_{l_L}$	$\sigma_{l_R}$	# Sent
1-10	Human	48.42	51.58	2.36	2.84	1.84	1.67	1.90	1.19	4396
	7B	49.66	50.34	2.37	2.91	1.82	1.67	1.90	1.19	4885
	13B	49.26	50.74	2.37	2.90	1.83	1.70	1.92	1.21	5123
	30B	49.40	50.60	2.37	2.90	1.83	1.68	1.89	1.20	5302
	65B	49.51	50.49	2.37	2.90	1.82	1.67	1.89	1.19	5205
11-20	Human	59.47	40.53	3.17	4.67	2.16	3.08	3.83	1.84	6736
	7B	60.05	39.95	3.14	4.66	2.13	3.05	3.82	1.78	9763
	13B	60.19	39.81	3.15	4.67	2.15	3.05	3.82	1.82	9772
	30B	59.90	40.10	3.14	4.65	2.13	3.04	3.81	1.80	9624
	65B	59.81	40.19	3.14	4.64	2.13	3.05	3.81	1.80	9666
21-30	Human	60.84	39.16	3.60	5.53	2.36	4.32	5.63	2.52	6297
	7B	61.28	38.72	3.53	5.50	2.29	4.26	5.64	2.36	8722
	13B	61.59	38.41	3.56	5.54	2.32	4.28	5.66	2.42	8191
	30B	61.18	38.82	3.56	5.50	2.33	4.27	5.58	2.47	7913
	65B	61.08	38.92	3.54	5.49	2.30	4.27	5.63	2.40	8436
31-40	Human	61.19	38.81	3.87	6.05	2.50	5.41	7.20	3.16	3955
	7B	61.42	38.58	3.81	5.99	2.44	5.34	7.17	3.05	4496
	13B	61.46	38.54	3.83	6.03	2.44	5.31	7.12	3.04	3925
	30B	61.24	38.76	3.83	5.95	2.49	5.30	7.06	3.12	3879
	65B	60.92	39.08	3.82	5.96	2.45	5.31	7.06	3.07	4411
>41	Human	60.66	39.34	4.03	6.33	2.54	6.24	8.39	3.58	1987
	7B	60.63	39.37	3.99	6.24	2.52	6.26	8.41	3.62	1602
	13B	60.72	39.28	4.01	6.25	2.56	6.25	8.36	3.72	1361
	30B	60.56	39.44	4.03	6.29	2.56	6.20	8.30	3.62	1276
	65B	60.73	39.27	4.02	6.34	2.52	6.21	8.37	3.52	1585

Table 4: Statistics for dependency arcs in sentences of different lengths for the texts generated by human writers and the LLaMa models. The meaning of the columns is as follows: (%L) percentage of left arcs, (%R) percentage of right arcs, ( $\bar{l}$ ) average arc length, ( $\bar{l}_L$ ) average left arc length, ( $\bar{l}_R$ ) average right arc length, ( $\sigma_l$ ) standard deviation of arc length, ( $\sigma_{l_L}$ ) standard deviation of left arc length, ( $\sigma_{l_R}$ ) standard deviation of right arc length, and number of sentences.

### 3.1.4 Dependency arc lengths

Table 4 shows various information with respect to the syntactic dependency arcs that arise in human and machine-generated texts. The results indicate that their length and distribution are nearly identical for the four LLMs and the human texts. This finding holds true despite the variation in sentence length distribution between human-generated and LLM-generated text.

### 3.1.5 Dependency types

Table 5 lists the frequencies for the main syntactic dependency types in human and machine-generated texts. Figure 4 depicts relative differences in their use (humans versus each LLaMa model). For space reasons, we only comment a few relevant cases. For instance, nummod dependencies are much more common in LLaMa-generated texts compared to human texts. This is coherent with the higher use of the NUM tag in the part-of-speech tag distribution analysis. Additionally, we observed higher ratios for other dependency types, such as aux (for which the use of auxiliary verbs was also significantly higher according to the UPOS analysis) and cop-



deprel	H	7B	13B	30B	65B	deprel	H	7B	13B	30B	65B
punct	11.31	11.94	11.71	11.30	12.03	mark	2.97	2.69	2.86	3.00	2.63
case	10.48	10.69	10.68	10.61	11.12	cc	2.71	2.61	2.63	2.73	2.61
det	8.29	8.41	8.27	8.28	8.64	nmod:poss	2.17	2.10	2.11	2.13	2.22
amod	5.65	5.74	5.71	5.73	6.61	aux	2.50	2.35	2.38	2.50	2.04
nsubj	6.99	6.76	6.85	6.85	6.28	flat	1.84	2.01	1.95	1.80	2.00
obl	5.15	5.19	5.21	5.17	5.29	advcl	1.65	1.52	1.64	1.61	1.72
compound	4.55	4.74	4.72	4.59	4.99	cop	2.03	1.90	1.85	1.95	1.49
nmod	4.28	4.43	4.42	4.38	4.63	nummod	1.96	2.03	1.90	1.92	1.46
root	4.67	4.74	4.56	4.48	4.21	appos	1.02	1.15	1.12	1.00	1.22
obj	4.01	3.92	4.01	3.98	4.17	acl:relcl	1.24	1.22	1.27	1.31	1.20
advmod	3.94	3.65	3.78	3.88	3.67	xcomp	1.30	1.18	1.23	1.30	1.13
conj	2.82	2.72	2.76	2.91	3.00						

Table 5: Percentage of words generated by humans and LLaMa models that are labeled with a specific dependency type (deprel). For space reasons, we only include relations with a frequency surpassing 1% within the human texts.

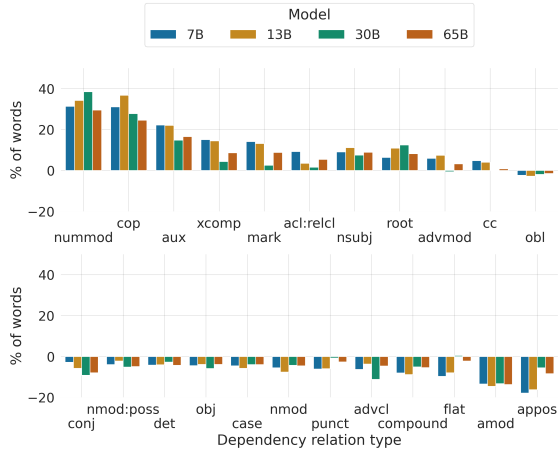


Figure 4: Percentage differences, following Table 5, in the use of dependency relations between each LLaMa model in comparison to humans.

ula. Furthermore, syntactic structures from LLaMa models exhibit significantly fewer subtrees involving adjective modifiers (amod dependency type).

### 3.1.6 Optimality of dependencies

We compare the degree of optimality of syntactic dependencies between human texts and LLMs. It has been observed in human language that dependencies tend to be much shorter than expected by chance, a phenomenon known as dependency length minimization (Ferrer-i-Cancho, 2004; Futrell et al., 2015). This can be quantified in a robust way (with respect to sentence length, tree topology and other factors) by the  $\Omega$  optimality score introduced in Ferrer-i Cancho et al. (2022). This score measures where observed dependency lengths sit with respect to random word orders and optimal word orders, and is defined as:  $\Omega = \frac{D_{rla} - D}{D_{rla} - D_{min}}$ , where  $D$  is the sum of dependency lengths in the sentence,  $D_{rla}$  is the expected sum of lengths, and  $D_{min}$  is the optimal sum of

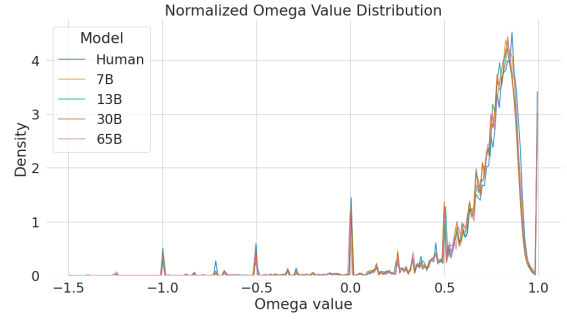


Figure 5:  $\Omega$  value distribution for the human- and LLM-generated texts.

lengths for the sentence’s tree structure. Thus, for optimally-arranged trees  $D = D_{min}$  and  $\Omega$  takes a value of 1, whereas for a random arrangement it has an expected value of 0. Negative values are possible (albeit uncommon in attested language) if dependency lengths are larger than expected by chance.

Figure 5 displays the distribution of  $\Omega$  values across sentences for both human and LLM-generated texts. The results indicate that  $\Omega$  values remain remarkably close between human sentences and those generated by the LLMs, exhibiting almost no discernible difference.

### 3.1.7 Constituent lengths

Table 6 shows the comparison between the distribution of constituent lengths across both types of texts. While human-generated sentences, on average, surpass the length of those generated by LLMs, the average length of a sentence constituent for LLMs is observed to be greater than that for humans. The standard deviation of constituent lengths exhibits similar values across all models for each sentence length range.

### 3.1.8 Constituent types

Table 7 and Figure 6 examine the disparities in constituent types between human- and LLaMa-generated texts. Our focus was on constituent types constituting over 1% of the total occurrences. Some outcomes are in the same line of earlier findings: human-generated content displays heightened use of noun, adjective, and prepositional phrases (NP, ADJP, and PP, respectively). On the contrary, there is minimal divergence in the frequency of adverb phrases (ADVP). Interestingly, despite the parallel occurrence of VERB UPOS tag in human and LLM-generated texts, the latter exhibits a more pronounced propensity for verb phrases (VP). Finally,

Model	1-10	11-20	21-30	31-40	+41
Human	4.30	6.38	7.98	9.37	10.51
7B	4.36	6.47	8.23	9.72	11.05
13B	4.36	6.42	8.13	9.59	10.77
30B	4.37	6.42	8.08	9.51	10.67
65B	4.33	6.42	8.16	9.50	10.78
$\sigma_l$					
Human	2.33	4.65	6.92	9.08	11.10
7B	2.34	4.68	6.95	9.12	11.25
13B	2.36	4.65	6.90	9.00	11.01
30B	2.34	4.65	6.88	8.99	11.00
65B	2.35	4.66	6.94	9.03	11.10
# Sent					
Human	4397	6736	6297	3955	1987
7B	4885	9763	8722	4496	1602
13B	5123	9772	8191	3925	1361
30B	5302	9624	7913	3879	1276
65B	5205	9666	8436	4411	1585

Table 6: Statistics for constituents that arise in sentences of different lengths for the text generated by human writers and the LLaMa models. The meaning of the rows are as follows: ( $\bar{l}$ ) average constituent length, ( $\sigma_l$ ) standard deviation of constituent length, and number of sentences.

Type	H	7B	13B	30B	65B	Symbol	H	7B	13B	30B	65B
NP	42.39	40.80	40.76	41.67	41.29	ADVP	2.54	2.60	2.59	2.47	2.54
VP	18.42	19.62	19.61	19.12	19.31	ADJP	2.08	1.92	2.02	1.93	1.90
PP	13.52	12.75	12.61	12.98	12.88	NML	1.87	1.81	1.81	1.89	1.83
S	12.14	12.83	13.00	12.66	12.75	WHNP	1.41	1.53	1.44	1.46	1.47
SBAR	3.69	4.13	4.10	3.81	3.99						

Table 7: Percentage of spans generated by humans and LLaMa models labeled with a specific constituent type. Only constituent types that conform more than 1% of the human’s texts spans are shown.

we see that language models use a considerable large amount of subordinate clauses (SBAR).

### 3.2 Semantic Analysis

To perform the psychometric and sociolinguistic analysis we also relied on pre-existing NLP models. Below, we detail the results of analyzing emotions, text similarities, and gender biases.

#### 3.2.1 Emotions

To study differences in the emotions conveyed by human- and LLaMa-generated outputs, we relied on the [Hartmann \(2022\)](#) emotion model. Table 8 provides the percentage of articles labeled with distinct emotional categories, including anger, disgust, fear, joy, sadness, surprise, and a special tag neutral to denote that no emotion is present in the text. For a visual representation of the variations in emotional content, Figure 7 depicts the percentage of articles associated with each emotion for each LLaMa version, as compared to

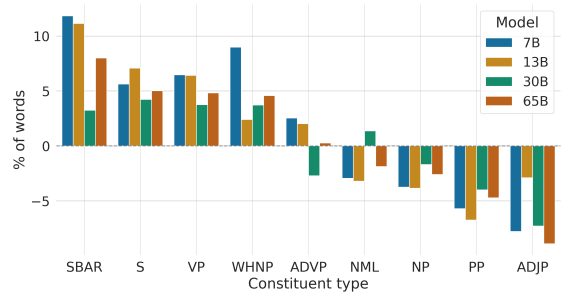


Figure 6: Percentage differences, following Table 7, in the use of constituent labels between each LLaMa model in comparison to humans.

Model	Emotion						
	anger	disgust	fear	joy	neutral	sadness	surprise
Human	8.04	9.35	10.77	8.30	52.16	8.51	2.87
7B	7.13	7.19	8.68	8.97	55.57	9.43	3.01
13B	7.72	7.41	8.69	9.00	53.95	9.72	3.51
30B	7.39	7.45	8.61	9.54	54.23	9.59	3.19
65B	7.45	8.26	9.25	9.10	53.65	8.80	3.49

Table 8: Percentage of articles generated by humans and each LLaMa model that are labeled with different emotions.

human-written texts. As anticipated in journalistic texts, a substantial majority of the lead paragraphs are classified as neutral. This category accounts for over 50% of the texts across all models and human-generated samples, with the LLM-generated text demonstrating a slightly higher inclination towards neutrality.

Concerning the remainder of the samples, human texts demonstrate a greater inclination towards negative and aggressive emotions, encompassing anger, disgust, and fear. In contrast, LLMs tend to generate more texts imbued with positive emotions, such as joy and surprise.<sup>5</sup> Across various LLaMa models, fear and anger increase as the number of parameters grows, making them more akin to human texts. Since LLaMa (version 1 models) were not fine-tuned with reinforcement learning with human feedback, we hypothesize the main source contributing to this issue might be some pre-processing steps used for the LLaMa models, such as removing toxic content from its data. Yet, it is noteworthy that the LLaMa technical report ([Touvron et al., 2023](#)) mentioned an increase in model toxicity as they scaled up in size despite using the same pre-processing in all cases, which is coherent with our findings.

<sup>5</sup>LLaMa also produces a many sad texts, a passive but negative emotion, yet less toxic than emotions such as anger or fear.

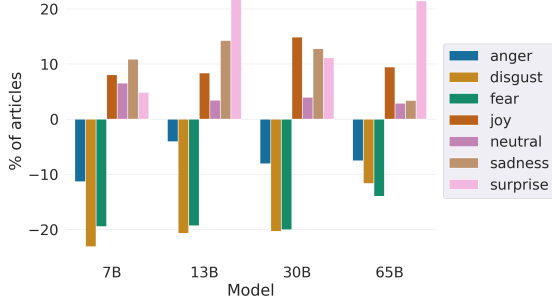


Figure 7: Relative difference of emotion labels of articles generated by LLaMa models in comparison to human text.

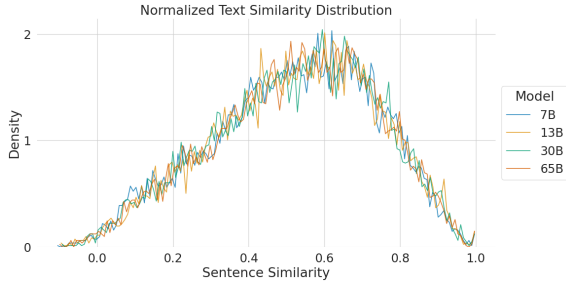


Figure 8: Distribution of similarity scores between the sentences generated by the LLaMa models and human text.

### 3.2.2 Text similarity

We conducted an analysis of the cosine semantic similarity between lead paragraphs generated by various LLMs and their human-authored counterparts. Our objective was to investigate the impact of model sizes on the semantic similarity between these texts. To achieve so, we used a state-of-the-art sentence similarity model called all-mpnet-base-v2<sup>6</sup> (Reimers and Gurevych, 2019). Figure 8 illustrates the distribution of the similarity scores obtained from our analysis. The results show that smaller-sized LLMs do not necessarily result in a decrease in sentence similarity compared to the human-authored texts.

### 3.2.3 Gender bias

Although related as well with our study with part-of-speech tags distribution, we here separately analyze the proportion between masculine and feminine pronouns employed in both human- and LLaMa-generated text. Based on the morphological output by Stanza, we find the words that are pronouns have the features Gender=Masc and

<sup>6</sup><https://huggingface.co/sentence-transformers/all-mpnet-base-v2>

Model	Male-Female ratio	Increment
Human	1.85	-
7B	2.06	11.19%
13B	1.97	6.32 %
30B	2.06	11.24 %
65B	1.97	6.23 %

Table 9: Male-to-female ratio of pronouns used by the text generated by humans and each of the LLaMa models.

Gender=Fem, respectively. Results in Table 9 indicate that the models not only replicate the gender bias present in human texts but actually exacerbate it. On average, the models use male pronouns twice as often as female pronouns, whereas the already biased human texts use male pronouns only 1.85 times more frequently than female pronouns.

## 4 Related work

Next, we survey relevant work to the subject of this paper: (i) analyzing inherent linguistic properties of machine-generated text, (ii) distinguishing between machine- and human-generated texts, and (iii) applications of machine-generated text to economize human labor and time.

### Analysis of linguistic properties of AI-generated text

Cognitive scientists (Cai et al., 2023) have exposed models such as ChatGPT to experiments initially designed for humans. They verified that it was able to replicate human patterns such as associating unfamiliar words to meanings, denoising corrupted sentences, or reusing recent syntactic structures, among other abilities. Yet, they also showed that ChatGPT tends to refrain from using shorter words to compress meaning, as well as from using context to resolve syntactic ambiguities. Similarly, Zhou et al. (2023) conducted a thorough comparison between AI-created and human-created misinformation. They first curated a dataset of human-created misinformation pertaining to the COVID-19 pandemic. Then, they used these representative documents as prompts for GPT-3 to generate synthetic misinformation. By analyzing and contrasting the outputs from both sources, the study revealed notable differences. Specifically, the AI-generated misinformation exhibited heightened emotional content, used more salient expressions, and displayed a higher tendency to express uncertainties and draw unwarranted conclusions. Very recently, Xu et al. (2023) have shed light on the lexical conceptual representations of GPT-3.5 and

GPT-4. Particularly, their study demonstrated that these AI language models exhibited strong correlations with human conceptual representations in specific dimensions, such as emotions and salience. However, they encountered challenges when dealing with concepts linked to perceptual and motor aspects, such as visual, gustatory, hand/arm, or mouth/throat aspects, among others. With the goal of measuring differences across both types of texts, Pillutla et al. (2021) introduced MAUVE, a new metric designed to compare the learned distribution of a language generation model with the distributions observed in human-generated texts. Given the inherent challenge in open-ended text generation tasks, where no single correct output exists, the authors address the issue of gauging proximity between distributions by leveraging the concept of a divergence curve.

### Identification of synthetically-generated text

This challenge has been addressed from different angles including statistical, feature-based methods (Nguyen-Son et al., 2017; Fröhling and Zubiaga, 2021) and neural approaches (Rodriguez et al., 2022; Zhan et al., 2023). Yet, Crothers et al. (2022) recently concluded that except from neural methods, the other approaches have little applicability when it comes to detecting synthetic text coming from modern large language models. Ippolito et al. (2020) observed two interesting behaviors related to this classification task: (i) that fancier sampling methods for generation (e.g., nucleus or untruncated random sampling) are helpful to better fool humans, but make the detection easier for machines, and (ii) that showing longer excerpts help both machines and humans to better detect synthetically-generated strings. Munir et al. (2021) showed that it was possible to attribute a given synthetically-generated text to the specific LLM model that produced it, using a standard machine learning classification architecture that used XLNet (Yang et al., 2019) as its backbone. In a different line, Dugan et al. (2020) studied whether humans could identify the fencepost where an initially human-generated text transitions to a machine-generated one. There are also methods that have been specifically designed to generate or detect machine-generated texts for highly sensible domains, warning about the dangers of language technologies. The SCIGen software (Stribling et al., 2005) was able to create semantically non-sense but grammatically correct research papers, whose

content was accepted at some conferences with poor peer-review processes. More recently, Liao et al. (2023) showed that medical texts generated by ChatGPT were easy to attribute to it: although the syntax is correct, the texts were usually more vague and did not provide effective information but only general terminology or knowledge.

### LLMs as a replacement for human NLP tasks

The quality of current synthetically-generated text has encouraged researchers to explore their potential for complementing labor-intensive tasks, such as annotation and evaluation. For instance, He et al. (2022) generated synthetic unlabeled text tailored for a specific NLP task. Then, they used an existing supervised classifier to silver-annotate those sentences, aiming to establish a fully synthetic process for generating, annotating, and learning instances relevant to the target problem. Related, Chiang and Lee (2023) investigated whether LLMs can serve as a viable replacement for human evaluators in downstream tasks. Particularly, they conducted experiments where LLMs are prompted with the same instructions and samples as provided to humans, revealing a correlation between the ratings assigned by both types of evaluators.

## 5 Conclusion

This paper presented a comprehensive study on linguistic patterns in texts produced by both humans and machines, comparing them under controlled conditions. To keep up with current trends, we used modern generative models, specifically the LLaMA models. To ensure the novelty of texts and address memorization concerns, we fed the LLaMA models headlines from news articles published after the release data of the models. The study revealed that despite generating highly fluent text, these models still exhibited noticeable differences when compared to human-generated texts. More precisely, at the lexical level, LLaMA models relied on a more restricted vocabulary. Additionally, at the morphosyntactic level, discernible distinctions existed between human and machine-generated texts, the latter having a preference for parts of speech displaying (a sense of) objectivity - such as symbols or numbers - while using substantially fewer adjectives. We also observed variations in terms of syntactic structures, both for dependency and constituent representations, specifically in the use of dependency and constituent types, as well as the length of spans across both types of texts. In terms



of semantics, while exhibiting a great text similarity with respect to the human texts, LLaMA models manifested less propensity than humans for displaying aggressive negative emotions, such as fear or anger. However, we noted a rise in the volume of negative emotions with the models' size. This aligns with prior findings that associate larger sizes with heightened toxicity (Touvron et al., 2023). Finally, we detected an inclination towards the use of male pronouns, surpassing the frequency in comparison to their human counterparts.

## Acknowledgements

This paper has received funding from grant SCANNER-UDC (PID2020-113230RB-C21) funded by MCIN/AEI/10.13039/501100011033, grant FPI 2021 (PID2020-113230RB-C21) funded by MCIN/AEI/10.13039/501100011033, the European Research Council (ERC), which has supported this research under the European Union's Horizon Europe research and innovation programme (SALSA, grant agreement No 101100615), Xunta de Galicia (ED431C 2020/11), and Centro de Investigación de Galicia "CITIC", funded by Xunta de Galicia and the European Union (ERDF - Galicia 2014-2020 Program), by grant ED431G 2019/01.

## References

- Yevgeni Berzak, Yan Huang, Andrei Barbu, Anna Korhonen, and Boris Katz. 2016. [Anchoring and agreement in syntactic annotations](#). In *Proceedings of the 2016 Conference on Empirical Methods in Natural Language Processing*, pages 2215–2224, Austin, Texas. Association for Computational Linguistics.
- Zhenguang G Cai, David A Haslett, Xufeng Duan, Shuqi Wang, and Martin J Pickering. 2023. Does chatgpt resemble humans in language use? *arXiv preprint arXiv:2303.08014*.
- Cheng-Han Chiang and Hung-yi Lee. 2023. [Can large language models be an alternative to human evaluations?](#) In *Proceedings of the 61st Annual Meeting of the Association for Computational Linguistics (Volume 1: Long Papers)*, pages 15607–15631, Toronto, Canada. Association for Computational Linguistics.
- Evan Crothers, Nathalie Japkowicz, Herna Viktor, and Paula Branco. 2022. Adversarial robustness of neural-statistical features in detection of generative transformers. In *2022 International Joint Conference on Neural Networks (IJCNN)*, pages 1–8. IEEE.
- Micha Den Heijer. 2022. [pynytimes](#).
- Liam Dugan, Daphne Ippolito, Arun Kirubakaran, and Chris Callison-Burch. 2020. [RoFT: A tool for evaluating human detection of machine-generated text](#). In *Proceedings of the 2020 Conference on Empirical Methods in Natural Language Processing: System Demonstrations*, pages 189–196, Online. Association for Computational Linguistics.
- Ramon Ferrer-i-Cancho. 2004. [Euclidean distance between syntactically linked words](#). *Physical Review E*, 70:056135.
- Ramon Ferrer-i Cancho, Carlos Gómez-Rodríguez, Juan Luis Esteban, and Lluís Alemany-Puig. 2022. Optimality of syntactic dependency distances. *Physical Review E*, 105(1):014308.
- Leon Fröhling and Arkaitz Zubiaga. 2021. Feature-based detection of automated language models: tackling gpt-2, gpt-3 and grover. *PeerJ Computer Science*, 7:e443.
- Richard Futrell, Kyle Mahowald, and Edward Gibson. 2015. [Large-scale evidence of dependency length minimization in 37 languages](#). *Proceedings of the National Academy of Sciences*, 112(33):10336–10341.
- Jochen Hartmann. 2022. Emotion english distilroberta-base. <https://huggingface.co/j-hartmann/emotion-english-distilroberta-base/>.
- Xuanli He, Islam Nassar, Jamie Kiros, Gholamreza Haffari, and Mohammad Norouzi. 2022. [Generate, annotate, and learn: NLP with synthetic text](#). *Transactions of the Association for Computational Linguistics*, 10:826–842.
- Daphne Ippolito, Daniel Duckworth, Chris Callison-Burch, and Douglas Eck. 2020. [Automatic detection of generated text is easiest when humans are fooled](#). In *Proceedings of the 58th Annual Meeting of the Association for Computational Linguistics*, pages 1808–1822, Online. Association for Computational Linguistics.
- Sachin Kumar, Vidhisha Balachandran, Lucille Njoo, Antonios Anastasopoulos, and Yulia Tsvetkov. 2023. [Language generation models can cause harm: So what can we do about it? an actionable survey](#). In *Proceedings of the 17th Conference of the European Chapter of the Association for Computational Linguistics*, pages 3299–3321, Dubrovnik, Croatia. Association for Computational Linguistics.
- Jobst Landgrebe and Barry Smith. 2021. Making ai meaningful again. *Synthese*, 198:2061–2081.
- Kenneth Li, Aspen K Hopkins, David Bau, Fernanda Viégas, Hanspeter Pfister, and Martin Wattenberg. 2022. Emergent world representations: Exploring a sequence model trained on a synthetic task. *arXiv preprint arXiv:2210.13382*.
- Wenxiong Liao, Zhengliang Liu, Haixing Dai, Shaochen Xu, Zihao Wu, Yiyang Zhang, Xiaoke Huang, Dajiang Zhu, Hongmin Cai, Tianming

- Liu, et al. 2023. Differentiate chatgpt-generated and human-written medical texts. *arXiv preprint arXiv:2304.11567*.
- Nelson F Liu, Tianyi Zhang, and Percy Liang. 2023. Evaluating verifiability in generative search engines. *arXiv preprint arXiv:2304.09848*.
- Christopher D Manning. 2011. Part-of-speech tagging from 97% to 100%: is it time for some linguistics? In *International conference on intelligent text processing and computational linguistics*, pages 171–189. Springer.
- Shaoor Munir, Brishna Batool, Zubair Shafiq, Padmini Srinivasan, and Fareed Zaffar. 2021. [Through the looking glass: Learning to attribute synthetic text generated by language models](#). In *Proceedings of the 16th Conference of the European Chapter of the Association for Computational Linguistics: Main Volume*, pages 1811–1822, Online. Association for Computational Linguistics.
- Hoang-Quoc Nguyen-Son, Ngoc-Dung T Tieu, Huy H Nguyen, Junichi Yamagishi, and Isao Echi Zen. 2017. Identifying computer-generated text using statistical analysis. In *2017 Asia-Pacific Signal and Information Processing Association Annual Summit and Conference (APSIPA ASC)*, pages 1504–1511. IEEE.
- OpenAI. 2023. [Gpt-4 technical report](#).
- Slav Petrov, Dipanjan Das, and Ryan McDonald. 2012. [A universal part-of-speech tagset](#). In *Proceedings of the Eighth International Conference on Language Resources and Evaluation (LREC'12)*, pages 2089–2096, Istanbul, Turkey. European Language Resources Association (ELRA).
- Krishna Pillutla, Swabha Swayamdipta, Rowan Zellers, John Thickstun, Sean Welleck, Yejin Choi, and Zaid Harchaoui. 2021. Mauve: Measuring the gap between neural text and human text using divergence frontiers. *Advances in Neural Information Processing Systems*, 34:4816–4828.
- Peng Qi, Yuhao Zhang, Yuhui Zhang, Jason Bolton, and Christopher D. Manning. 2020. [Stanza: A python natural language processing toolkit for many human languages](#). In *Proceedings of the 58th Annual Meeting of the Association for Computational Linguistics: System Demonstrations*, pages 101–108, Online. Association for Computational Linguistics.
- Alec Radford, Karthik Narasimhan, Tim Salimans, Ilya Sutskever, et al. Improving language understanding by generative pre-training.
- Nils Reimers and Iryna Gurevych. 2019. [Sentence-bert: Sentence embeddings using siamese bert-networks](#). In *Proceedings of the 2019 Conference on Empirical Methods in Natural Language Processing*. Association for Computational Linguistics.
- Juan Rodriguez, Todd Hay, David Gros, Zain Shamsi, and Ravi Srinivasan. 2022. [Cross-domain detection of GPT-2-generated technical text](#). In *Proceedings of the 2022 Conference of the North American Chapter of the Association for Computational Linguistics: Human Language Technologies*, pages 1213–1233, Seattle, United States. Association for Computational Linguistics.
- Shibani Santurkar, Esin Durmus, Faisal Ladhak, Cinoo Lee, Percy Liang, and Tatsunori Hashimoto. 2023. Whose opinions do language models reflect? *arXiv preprint arXiv:2303.17548*.
- Teven Le Scao, Angela Fan, Christopher Akiki, Elie Pavlick, Suzana Ilić, Daniel Hesslow, Roman Castagné, Alexandra Sasha Luccioni, François Yvon, Matthias Gallé, et al. 2022. Bloom: A 176b-parameter open-access multilingual language model. *arXiv preprint arXiv:2211.05100*.
- Anders Søgaard. 2022. Understanding models understanding language. *Synthese*, 200(6):443.
- Jeremy Stribling, Max Krohn, and Dan Aguayo. 2005. Scigen-an automatic cs paper generator.
- Rohan Taori, Ishaan Gulrajani, Tianyi Zhang, Yann Dubois, Xuechen Li, Carlos Guestrin, Percy Liang, and Tatsunori B Hashimoto. 2023. Alpaca: A strong, replicable instruction-following model. *Stanford Center for Research on Foundation Models*. <https://crfm.stanford.edu/2023/03/13/alpaca.html>, 3(6):7.
- Hugo Touvron, Thibaut Lavril, Gautier Izacard, Xavier Martinet, Marie-Anne Lachaux, Timothée Lacroix, Baptiste Rozière, Naman Goyal, Eric Hambro, Faisal Azhar, et al. 2023. Llama: Open and efficient foundation language models. *arXiv preprint arXiv:2302.13971*.
- Qihui Xu, Yingying Peng, Minghua Wu, Feng Xiao, Martin Chodorow, and Ping Li. 2023. Does conceptual representation require embodiment? insights from large language models. *arXiv preprint arXiv:2305.19103*.
- Zhilin Yang, Zihang Dai, Yiming Yang, Jaime Carbonell, Russ R Salakhutdinov, and Quoc V Le. 2019. Xlnet: Generalized autoregressive pretraining for language understanding. *Advances in neural information processing systems*, 32.
- Haolan Zhan, Xuanli He, Qionghai Xu, Yuxiang Wu, and Pontus Stenetorp. 2023. G3detector: General gpt-generated text detector. *arXiv preprint arXiv:2305.12680*.
- Jiawei Zhou, Yixuan Zhang, Qianni Luo, Andrea G Parker, and Munmun De Choudhury. 2023. Synthetic lies: Understanding ai-generated misinformation and evaluating algorithmic and human solutions. In *Proceedings of the 2023 CHI Conference on Human Factors in Computing Systems*, pages 1–20.