

Mitigating Semantic Confusion from Hostile Neighborhood for Graph Active Learning

Tianmeng Yang*
youngtimmy@pku.edu.cn
School of Intelligence Science and
Technology, Peking University

Min Zhou†
zhoumin27@huawei.com
Huawei Cloud

Yujing Wang†
Zhengjie Lin
{yujwang,zhengjielin}@pku.edu.cn
Peking University

Lujia Pan
panlujia@huawei.com
Huawei Noah's Ark Lab

Bin Cui
bin.cui@pku.edu.cn
Peking University

Yunhai Tong
yhtong@pku.edu.cn
Peking University

ABSTRACT

Graph Active Learning (GAL), which aims to find the most informative nodes in graphs for annotation to maximize the Graph Neural Networks (GNNs) performance, has attracted many research efforts but remains non-trivial challenges. One major challenge is that existing GAL strategies may introduce semantic confusion to the selected training set, particularly when graphs are noisy. Specifically, most existing methods assume all aggregating features to be helpful, ignoring the semantically negative effect between inter-class edges under the message-passing mechanism. In this work, we present Semantic-aware Active learning framework for Graphs (SAG) to mitigate the semantic confusion problem. Pairwise similarities and dissimilarities of nodes with semantic features are introduced to jointly evaluate the node influence. A new prototype-based criterion and query policy are also designed to maintain diversity and class balance of the selected nodes, respectively. Extensive experiments on the public benchmark graphs and a real-world financial dataset demonstrate that SAG significantly improves node classification performances and consistently outperforms previous methods. Moreover, comprehensive analysis and ablation study also verify the effectiveness of the proposed framework.

CCS CONCEPTS

• **Computing methodologies** → **Neural networks**; • **Theory of computation** → **Active learning**.

KEYWORDS

Graph Neural Networks, Active Learning, Semantic Confusion.

ACM Reference Format:

Tianmeng Yang, Min Zhou, Yujing Wang, Zhengjie Lin, Lujia Pan, Bin Cui, and Yunhai Tong. 2023. Mitigating Semantic Confusion from Hostile

*Work performed during the internship at Huawei.

†Corresponding authors.

Permission to make digital or hard copies of all or part of this work for personal or classroom use is granted without fee provided that copies are not made or distributed for profit or commercial advantage and that copies bear this notice and the full citation on the first page. Copyrights for components of this work owned by others than the author(s) must be honored. Abstracting with credit is permitted. To copy otherwise, or republish, to post on servers or to redistribute to lists, requires prior specific permission and/or a fee. Request permissions from permissions@acm.org.
CIKM '23, October 21–25, 2023, Birmingham, United Kingdom
© 2023 Copyright held by the owner/author(s). Publication rights licensed to ACM.
ACM ISBN 979-8-4007-0124-5/23/10...\$15.00
<https://doi.org/10.1145/3583780.3615199>

Neighborhood for Graph Active Learning. In *Proceedings of the 32nd ACM International Conference on Information and Knowledge Management (CIKM '23)*, October 21–25, 2023, Birmingham, United Kingdom. ACM, New York, NY, USA, 5 pages. <https://doi.org/10.1145/3583780.3615199>

1 INTRODUCTION

Graph Neural Networks (GNNs) have achieved great success in representation learning for graphs and been widely applied in multiple applications [8, 9, 11, 21, 24, 29]. Although most existing GNNs models [3, 6, 16, 23, 30] are trained in a semi-supervised manner, plenty of high-quality training samples are still needed for annotation to achieve satisfactory performance. However, in real-world scenarios such as financial transactions, data is often prone to be scarce of labels, thus leading to high labeling costs with non-negligible human efforts. Active learning (AL), which attempts to maximize a model's performance gain while annotating the fewest samples possible, has demonstrated benefits across different domains such as computer vision [14] and natural language processing [2].

Previous graph active learning methods [1, 10, 18, 25, 27] attempt to design different graph-based criteria for node selection on graphs. For example, AGE [1] proposes linearly combining uncertainty, graph centrality, and information density scores. ALG [25] considers node representativeness and informativeness to maximize the effective reception field of GNNs. The recently proposed Grain [27] connects active learning on graphs with the social influence maximization problem [4] and achieves state-of-the-art performance, with followed works considering incorrect labels or soft labels [20, 26]. Under the GNN's message-passing mechanism which generates feature of the center node by aggregating its neighbors [6, 16, 23], Most of these approaches assume all aggregating neighborhood features to be friendly and helpful.

However, real-world graphs are often noisy with hostile connections between neighborhood nodes [5, 7, 13, 22]. Strategies adopted in existing methods may introduce semantic confusion to the selected training set. Generally, different classes of nodes have variant attribute features implying different semantics. Mixing features from inter-class hostile neighbors would lead to an indistinguishable node representation and thus hinder model training.

To mitigate the semantic confusion, we propose a Semantic-aware Active learning framework for Graphs (SAG) that captures the complicated node affinities. Specifically, pairwise similarities and dissimilarities of neighborhood features are first introduced to

evaluate the node pair influence jointly. Then, a prototype-based diversity criterion is proposed to cover diverse and difficult instances. Each unlabeled node’s semantic influence and diversity are carefully unified to distinguish the most informative node. In addition, we also design a class-balanced query policy to finally select nodes for annotation, ensuring the number of selected nodes in each class is balanced.

we conduct extensive experiments on 3 widely used benchmark graphs and a real-world financial fraud detection dataset. The results show that our method consistently outperforms baselines, with a significant lift over the previous state-of-the-art methods. Analysis and ablation study are also performed to reveal the effectiveness and advantages of the proposed SAG framework. In particular, numerical comparison on financial dataset shows that SAG improves by 3.4% on the binary F1 score and 3.0% on the AUC score over the best previous methods, respectively, which indicates our model’s strength and potential in industrial applications.

2 PRELIMINARY

GAL Problem Formulation. Graph Active Learning (GAL) aims to select the most informative nodes to train a GNN model and thus achieves higher performance. Given a graph $\mathcal{G} = (\mathcal{V}, \mathcal{E})$, along with its feature matrix X , an oracle to label the query node, and a labeling budget \mathcal{B} , the validation set is \mathcal{V}_{val} , test set is \mathcal{V}_{test} , and remaining unlabelled nodes pool are denoted as \mathcal{U} . For each iteration, active learning strategies are applied to select one or a batch of nodes from \mathcal{U} , query the labels and add to the train set \mathcal{L} . This process will be repeated until nodes in \mathcal{L} reach the budget \mathcal{B} . The GNN model will then be trained to converge and evaluate the final classification performance.

3 THE PROPOSED SAG FRAMEWORK

3.1 Semantic-aware Influence

In the neighborhood with inter-class edges, aggregating messages from neighbors of the different classes would mix up features and introduce semantic confusion to node embedding. Our motivation is to select nodes that transfer more clear supervised signals to neighbors instead of confusion. As illustrated in Fig.1, SAG first introduce a function $sim(\cdot, \cdot)$ to measure semantic feature similarities between a central node and its neighbors, and distinguish whether the interactions are positive or negative between node pairs. SAG is flexible in applying different $sim(\cdot, \cdot)$ functions to capture node affinities such as attention [15, 16] and Euclidean distance. We also provide an analysis of variant similarity measurements in our experiments in section 4.2. In this work, the cosine similarity is adopted for its better performances.

Further considering the influence intensity of node interactions, we follow [17, 19] and leverage the influence function in the statistics field to measure the influence of a specific node on the other nodes. Node influence from node u to v is defined as the L1-norm of the expected Jacobian matrix $\partial x_v^{(k)} / \partial x_u^{(0)}$ after k layers GCN propagating:

$$I(u, v) = \|\mathbb{E}[\partial x_v^{(k)} / \partial x_u^{(0)}]\|_1. \quad (1)$$

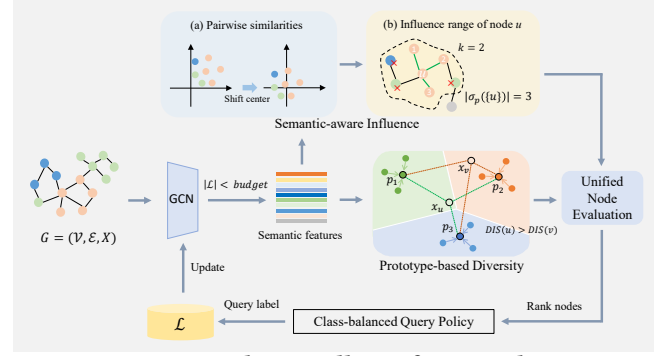


Figure 1: The overall SAG framework.

Both the semantic similarity and influence intensity are contributed to capturing complicated node affinities, and we define the semantic-aware influence of a node as follows:

$$SI(u, v) = sim(u, v) \cdot I(u, v). \quad (2)$$

Positive Influence Maximization. With a threshold $\theta > 0$ and a set of selected training nodes \mathcal{L} , the positively activated nodes set $\sigma_p(\mathcal{L})$ are defined as :

$$\sigma_p(\mathcal{L}) = \bigcup_{v_l \in \mathcal{L}, v \in N_k(v_l), SI(v_l, v) > \theta} \{v\}, \quad (3)$$

where v_l is labeled node in \mathcal{L} and $N_k(v_l)$ is its influence range with a k layers GCN. At each selecting iteration i , we hope to find nodes that maximize $\sigma_p(\mathcal{L})$ with more positive influence, thus we can derive the influence increment score of each unlabeled node u by:

$$INF(u) = |\sigma_p(\mathcal{L} \cup \{u\}) - \sigma_p(\mathcal{L}_i)|. \quad (4)$$

Larger INF score indicates less semantic confusion as the central node is connected with more friendly nodes possessing similar features.

3.2 Prototype-based Diversity

Influence score reflects the capability of activating more nodes when training. To enable the model to benefit from more diverse informative samples, we propose a new prototype-based diversity criterion for node evaluation. Specifically, we maintain a prototype p_c as center of labeled nodes for each class c in each selecting iteration, and encourage the selected training set to explore the most unknown regions that distant from the prototypes. Consequently, we denote the diversity score $DIS(u)$ as the minimum distance between each unlabeled node u and the prototypes. Nodes far away from the prototypes (i.e., with greater diversity score) indicate that they need to be paid more attention.

3.3 Unified Node Evaluation

As influence and diversity mutually drive the evaluation of the unlabeled nodes, we perform score normalization [1, 28] and combine them in a unified manner. Denoting $\mathcal{P}_\phi(u, \mathcal{U})$ as the percentile of nodes in \mathcal{U} which have smaller scores than node u in terms of metric ϕ , the objective function of SAG to rank and select the node for labeling is defined as:

$$Score(u) = (1 - \lambda) \cdot \mathcal{P}_{INF}(u, \mathcal{U}) + \lambda \cdot \mathcal{P}_{DIS}(u, \mathcal{U}), \quad (5)$$

where λ is a trade-off coefficient to balance influence and diversity.

Table 1: Statistics and properties of the datasets.

Dataset	#Nodes	#Edges	#Inter-Class Edges	# Inter-Class Ratio	#Features	#Classes	#Train/Val/Test
Cora	2708	5429	1003	18.5%	1433	7	1208/500/1000
Citeseer	3327	4732	1204	25.4%	3703	6	1827/500/1000
Pubmed	19717	44338	8759	19.8%	500	3	18217/500/1000
Hpay	14273	80883	25988	32.1%	50	2	12773/500/1000

Table 2: Mean metric \pm stdev over ten different runs. The best result on per benchmark is highlighted.

Dataset	Cora		Citeseer		Pubmed		Hpay	
Metrics	Accuracy	Macro-F1	Accuracy	Macro-F1	Accuracy	Macro-F1	Binary F1	AUC score
Random	79.96 \pm 1.11	77.26 \pm 2.65	70.69 \pm 1.27	62.70 \pm 1.49	76.02 \pm 4.13	74.72 \pm 4.73	73.78 \pm 6.22	84.60 \pm 3.20
Degree	79.41 \pm 0.69	77.02 \pm 0.76	63.75 \pm 2.24	54.81 \pm 2.44	73.19 \pm 3.95	68.94 \pm 5.38	64.12 \pm 9.18	81.03 \pm 5.09
Entropy	80.99 \pm 1.56	79.91 \pm 1.53	69.63 \pm 1.85	65.53 \pm 1.93	76.69 \pm 2.28	75.80 \pm 2.62	78.79 \pm 2.75	85.29 \pm 2.42
AGE	80.68 \pm 1.28	79.50 \pm 1.00	71.03 \pm 1.58	65.24 \pm 2.71	78.87 \pm 1.68	78.04 \pm 1.73	68.60 \pm 5.80	80.96 \pm 2.94
Grain	81.27 \pm 0.60	78.49 \pm 0.76	71.17 \pm 0.44	64.66 \pm 0.65	<u>80.08\pm0.55</u>	<u>78.57\pm0.70</u>	72.76 \pm 3.95	83.57 \pm 1.47
SAG(ours)	82.87\pm1.34	81.30\pm1.55	72.65\pm1.11	66.32\pm1.26	80.77\pm1.34	79.09\pm1.60	81.48\pm3.15	87.83\pm1.17
SAG-att	79.99 \pm 2.31	78.06 \pm 2.63	69.74 \pm 3.02	64.26 \pm 3.17	77.83 \pm 4.20	76.76 \pm 3.71	77.56 \pm 2.68	<u>86.52\pm2.00</u>
SAG-dist	<u>81.79\pm1.25</u>	<u>80.52\pm1.22</u>	<u>71.52\pm1.03</u>	<u>65.64\pm1.78</u>	78.69 \pm 2.21	77.65 \pm 2.50	<u>78.99\pm2.48</u>	86.47 \pm 2.02

3.4 Class-balanced Query Policy

Class balance plays an essential role in classification tasks. In a regular semi-supervised setting, the number of labeled nodes in each class is expected to be balanced. To this end, after ranking all unlabeled nodes, we utilize a class-balanced query policy to decide whether a node should be labeled. We set an equal budget for each class in advance and acquire the pseudo-label from the classification logits of the node with the highest scores in each iteration. Based on the pseudo-label, once nodes in the class of the current node have reached the budget, this node would be ignored and replaced by the subsequent node whose class budget remains not full yet.

4 EXPERIMENTS

4.1 Experimental Setup

Datasets. We thoroughly evaluate the semi-supervised node classification performance of SAG on the three widely used benchmark graphs - Cora, Citeseer, and Pubmed [6, 16, 23]. Moreover, we also collect a real-world financial fraud detection dataset with more noisy edges provided by an online credit payment company, termed as Hpay. The dataset statistics are summarized in Table 1.

Baselines. We compare SAG with the representative active learning baselines: *Random*, *Degree*, *Entropy*: Select nodes randomly, with maximum degree, and with maximum uncertainty, respectively; *AGE* [1]: Combine uncertainty, centrality, and density linearly with time-sensitive parameters; *Grain* [27]: Select nodes with an diversified influence maximization objective without learning. Here we compare with Grain(ball-D) for which shows higher performances. **Settings.** For a fair comparison, we closely follow the experiment setting in previous work [1]. The layers of GCN [6] backbone are two. Similar to AGE [1], we randomly select 4 nodes as the initially labeled nodes for each class. To enable all the results to be stable and reproducible, the validation set and test set are the same as in [6, 16, 23]. We report the average value and standard deviation of 10 runs. For baselines, we use the official settings except for a

small change on Grain due to its different test protocol¹. For SAG, the hidden size is 128, the learning rate is 0.05, the dropout rate is 0.5, and the weight decay is 5e-4. Other hyper-parameters are tuned on the validation set.

4.2 Performance comparison

As shown in Tabel 2, most active learning strategies show improvements on the 3 benchmark graphs compared to randomly selecting nodes for training. Our proposed SAG outperforms all baselines by a significant margin, demonstrating its advantages for node classification.

Nevertheless, AGE and Grain fail to select a practical training set for the real-world Hpay dataset, showing inferior performance even compared with random selection. Generally, fraudsters have rich interactions with regular users, thus leading to a severe semantic confusion when aggregating hostile neighborhood features. Besides, fraudsters are usually rare, which makes it important to cope with the heavily imbalanced class distribution. By mitigating the semantic confusion problem and addressing the imbalanced class distribution, SAG improves by 3.4% on the binary F1 score and 3.0% on the AUC score over the best baseline results, respectively. This verifies the effectiveness of SAG on noisy graphs and indicates the strength of our model in the field of financial fraud detection.

Variants similarity measurements. The SAG framework is flexible to leverage different similarity measurements capturing node affinities. Here we investigate two typical variants on all datasets for comparison: **SAG-att** and **SAG-dist**. We replace the cosine similarity function with attention and euclidean distance, respectively. We can observe in Table 2 that SAG-dist also outperforms most of the baselines, though still lower than SAG. SAG-att shows inferior performance, possibly because the attention model cannot be well joint-optimized in a ranking-based indifferentiable selection process. These results indicate the importance of adequately modeling semantic similarity into active learning.

¹<https://github.com/zwt233/Grain/issues/1>

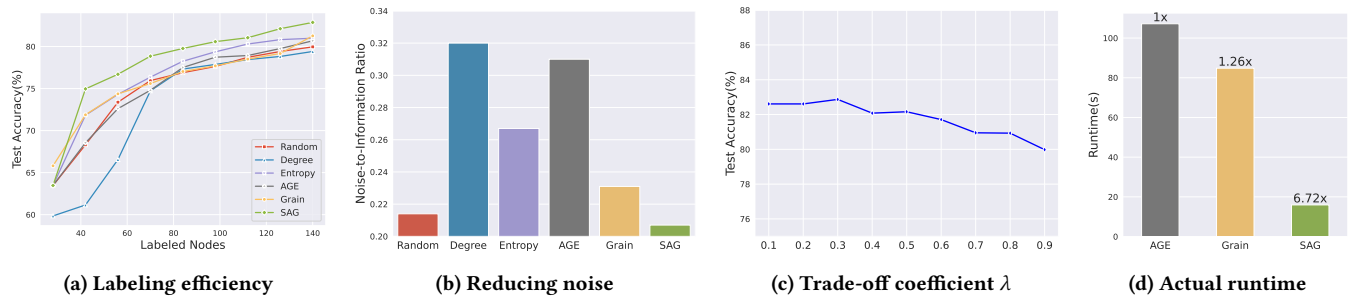


Figure 2: Analysis on Cora.

4.3 Model Analysis

We have performed comprehensive analysis to verify the advantages and effectiveness of SAG. Limited by the page, we report main results on Cora as following:

Labeling efficiency. The first demand of active learning is reducing labeling costs. Denoting C as the number of classes for each dataset, we conduct experiments with different labeling budgets ranging from $4C$ to $20C$ (Note that $4C$ nodes are initially sampled except Grain and Degree). As illustrated in Fig. 2(a), SAG consistently outperforms the baselines as the number of labeled nodes grows. For example, the competitive baseline Grain achieves an accuracy of 81.27% with 140 nodes labeled, while SAG only needs 112 nodes to achieve similar results, reducing 20% human labeling effort.

Reducing noise. Noises introduced by inter-class edges are usually detrimental to the node representation. Our motivation is that SAG can select nodes with the maximum positive influence and mitigate training confusion. To verify that, we quantitatively define the Noise-to-Information Ratio (NIR) as the proportion of inter-class node pairs in all node pairs that have interactions, and conduct analysis to compare the NIR value of selected nodes among different active learning methods. As Fig. 2(b) shows, AGE and Grain ignore the negative node affinities and may tend to select nodes with a greater degree, introducing more noise even compared with random selection. SAG explicitly filters the noisy connections, thus being able to find the most informative nodes as well as reducing semantic confusion, achieving the minimum NIR value.

Trade-off coefficient. We also conduct an analysis of the trade-off coefficient λ that unifies the influence and diversity. As shown in Fig. 2(c), the performance rises first and then starts to drop slowly when λ ranges from 0.1 to 0.9. It is probably because the increasing weight of diversity would encourage the AL model to select more uncertain or indistinguishable instances and introduce severe semantic confusion when exceeding a limit.

Runtime comparison. Runtime is crucial for active learning on graphs because real-world graphs can become very large. We demonstrate SAG’s high efficiency by comparing the end-to-end runtime, including preprocessing with AGE and Grain. As shown in Fig. 2(d), SAG achieves a speedup of 6.72x over AGE, and 5.33x over Grain, respectively. Note that density score in AGE is computed after clustering, and diversity functions in Grain compute covered balls for each node in every iteration, leading to an $O(N^2)$ time complexity. SAG simplifies the diversity estimation by computing similarities between nodes and prototypes, thus keeping higher efficiency even applied to larger graphs.

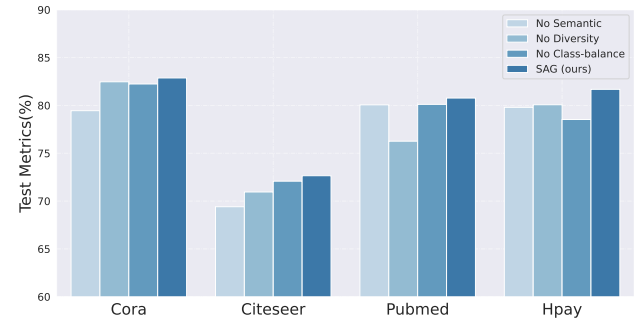


Figure 3: Ablation study.

4.4 Ablation Study

To verify the effectiveness of each proposed component, we evaluate SAG and its variants by removing each part: **(1) No Semantic:** remove the pair similarity when computing node influence; **(2) No Diversity:** remove the diversity and rank nodes with only the INF score; **(3) No Class-balance:** remove the class-balanced query policy and select node with the maximum unified score.

As illustrated in Fig. 3, removing the pair similarities leads to a significant performance reduction on both Cora and Citeseer, revealing the importance of modeling the semantic relationship when aggregating neighborhood information. In particular, there is an accuracy gap of 3.42% and 3.24% on the two graphs, respectively. Besides, as node interaction plays a less critical role on Pubmed [12, 31], the prototype-based diversity shows a more significant effect with an accuracy gap of 4.51% when removing the diversity module. It is also observed that the class-balanced query policy consistently improves classification performance, especially for the financial fraud detection dataset which is heavily imbalanced. Identifying semantic similarity, meanwhile, is another key to improve performances for Hpay. On all datasets, the full model achieves the best performance, verifying the necessity of our proposed methods.

5 CONCLUSION

In this paper, we focus on mitigating semantic confusion from noisy hostile neighborhood for graph active learning and propose an effective framework termed SAG. Semantic pair similarities are explicitly introduced for node interactions and evaluations. A new prototype-based diversity criterion is also unified with the maximum positive influence to rank unlabeled nodes, followed by a simple yet effective class-balanced query policy. Comprehensive experiments and analysis demonstrate the effectiveness and advantages of SAG, showing its potential for financial industry applications.

REFERENCES

- [1] Hongyun Cai, Vincent W Zheng, and Kevin Chen-Chuan Chang. 2017. Active learning for graph embedding. *arXiv preprint arXiv:1705.05085* (2017).
- [2] Liat Ein Dor, Alon Halfon, Ariel Gera, Eyal Shnarch, Lena Dankin, Leshem Choshen, Marina Danilevsky, Ranit Aharonov, Yoav Katz, and Noam Slonim. 2020. Active learning for BERT: an empirical study. In *Proceedings of the 2020 Conference on Empirical Methods in Natural Language Processing*, 7949–7962.
- [3] Zengfeng Huang, Shengzhong Zhang, Chong Xi, Tang Liu, and Min Zhou. 2021. Scaling up graph neural networks via graph coarsening. In *Proceedings of the 27th ACM SIGKDD Conference on Knowledge Discovery and Data Mining*, 675–684.
- [4] David Kempe, Jon Kleinberg, and Éva Tardos. 2003. Maximizing the spread of influence through a social network. In *Proceedings of the ninth ACM SIGKDD conference on Knowledge discovery and data mining*, 137–146.
- [5] Dongkwan Kim and Alice Oh. 2021. How to find your friendly neighborhood: Graph attention design with self-supervision. *International Conference on Learning Representations (ICLR)* (2021).
- [6] Thomas N Kipf and Max Welling. 2017. Semi-supervised classification with graph convolutional networks. *International Conference on Learning Representations (ICLR)* (2017).
- [7] Bisheng Li, Min Zhou, Shengzhong Zhang, Menglin Yang, Defu Lian, and Zengfeng Huang. 2022. Bsal: A framework of bi-component structure and attribute learning for link prediction. In *Proceedings of the 45th International ACM SIGIR Conference on Research and Development in Information Retrieval*, 2053–2058.
- [8] Qitong Li, Yanshen He, Cong Xu, Feng Wu, Jianliang Gao, and Zhao Li. 2022. Dual-Augment Graph Neural Network for Fraud Detection. In *Proceedings of the 31st ACM International Conference on Information & Knowledge Management*, 4188–4192.
- [9] Can Liu, Li Sun, Xiang Ao, Jinghua Feng, Qing He, and Hao Yang. 2021. Intention-aware heterogeneous graph attention networks for fraud transactions detection. In *Proceedings of the 27th ACM SIGKDD Conference on Knowledge Discovery and Data Mining*, 3280–3288.
- [10] Juncheng Liu, Yiwei Wang, Bryan Hooi, Renchi Yang, and Xiaoqin Xiao. 2022. LSCALE: Latent Space Clustering-Based Active Learning for Node Classification. In *Joint European Conference on Machine Learning and Knowledge Discovery in Databases*. Springer, 55–70.
- [11] Jiahong Liu, Min Zhou, Philippe Fournier-Viger, Menglin Yang, Lujia Pan, and Mourad Nouioua. 2022. Discovering Representative Attribute-stars via Minimum Description Length. In *2022 IEEE 38th International Conference on Data Engineering (ICDE)*. IEEE, 68–80.
- [12] Meng Liu, Zhengyang Wang, and Shuiwang Ji. 2021. Non-local graph neural networks. *IEEE transactions on pattern analysis and machine intelligence* 44, 12 (2021), 10270–10276.
- [13] Yang Liu, Xiang Ao, Zidi Qin, Jianfeng Chi, Jinghua Feng, Hao Yang, and Qing He. 2021. Pick and choose: a GNN-based imbalanced learning approach for fraud detection. In *Proceedings of the Web Conference 2021*, 3168–3177.
- [14] Ozan Sener and Silvio Savarese. 2018. Active learning for convolutional neural networks: A core-set approach. *International Conference on Learning Representations (ICLR)* (2018).
- [15] Ashish Vaswani, Noam Shazeer, Niki Parmar, Jakob Uszkoreit, Llion Jones, Aidan N Gomez, Łukasz Kaiser, and Illia Polosukhin. 2017. Attention is all you need. *Advances in neural information processing systems* 30 (2017).
- [16] Petar Veličković, Guillem Cucurull, Arantxa Casanova, Adriana Romero, Pietro Lio, and Yoshua Bengio. 2017. Graph attention networks. *International Conference on Learning Representations (ICLR)* (2017).
- [17] Hongwei Wang and Jure Leskovec. 2020. Unifying graph convolutional neural networks and label propagation. *arXiv preprint arXiv:2002.06755* (2020).
- [18] Yuexin Wu, Yichong Xu, Aarti Singh, Yiming Yang, and Artur Dubrawski. 2019. Active learning for graph neural networks via node feature propagation. *arXiv preprint arXiv:1910.07567* (2019).
- [19] Keyulu Xu, Chengtao Li, Yonglong Tian, Tomohiro Sonobe, Ken-ichi Kawarabayashi, and Stefanie Jegelka. 2018. Representation learning on graphs with jumping knowledge networks. In *International conference on machine learning*. PMLR, 5453–5462.
- [20] Liang Yan, Shengzhong Zhang, Bisheng Li, Min Zhou, and Zengfeng Huang. 2023. UNREAL: Unlabeled Nodes Retrieval and Labeling for Heavily-imbalanced Node Classification. *arXiv preprint arXiv:2303.10371* (2023).
- [21] Menglin Yang, Min Zhou, Jiahong Liu, Defu Lian, and Irwin King. 2022. HRCF: Enhancing collaborative filtering via hyperbolic geometric regularization. In *Proceedings of the ACM Web Conference 2022*, 2462–2471.
- [22] Tianmeng Yang, Yujing Wang, Zhihan Yue, Yaming Yang, Yunhai Tong, and Jing Bai. 2022. Graph pointer neural networks. In *Proceedings of the AAAI Conference on Artificial Intelligence*, Vol. 36, 8832–8839.
- [23] Zhilin Yang, William Cohen, and Ruslan Salakhudinov. 2016. Revisiting semi-supervised learning with graph embeddings. In *International conference on machine learning*. PMLR, 40–48.
- [24] Rex Ying, Ruining He, Kaifeng Chen, Pong Eksombatchai, William L Hamilton, and Jure Leskovec. 2018. Graph convolutional neural networks for web-scale recommender systems. In *Proceedings of the 24th ACM SIGKDD Conference on Knowledge Discovery and Data Mining*, 974–983.
- [25] Wentao Zhang, Yu Shen, Yang Li, Lei Chen, Zhi Yang, and Bin Cui. 2021. Alg: Fast and accurate active learning framework for graph convolutional networks. In *Proceedings of the 2021 International Conference on Management of Data*, 2366–2374.
- [26] Wentao Zhang, Yexin Wang, Zhenbang You, Meng Cao, Ping Huang, Jiulong Shan, Zhi Yang, and Bin Cui. 2021. Rim: Reliable influence-based active learning on graphs. *Advances in Neural Information Processing Systems* 34 (2021), 27978–27990.
- [27] Wentao Zhang, Zhi Yang, Yexin Wang, Yu Shen, Yang Li, Liang Wang, and Bin Cui. 2021. Grain: Improving data efficiency of graph neural networks via diversified influence maximization. *arXiv preprint arXiv:2108.00219* (2021).
- [28] Ye Zhang, Matthew Lease, and Byron Wallace. 2017. Active discriminative text representation learning. In *Proceedings of the AAAI Conference on Artificial Intelligence*, Vol. 31.
- [29] Min Zhou, Bisheng Li, Menglin Yang, and Lujia Pan. 2022. TeleGraph: A benchmark dataset for hierarchical link prediction. *arXiv preprint arXiv:2204.07703* (2022).
- [30] Min Zhou, Menglin Yang, Bo Xiong, Hui Xiong, and Irwin King. 2023. Hyperbolic Graph Neural Networks: A Tutorial on Methods and Applications. In *Proceedings of the 29th ACM SIGKDD Conference on Knowledge Discovery and Data Mining*, 5843–5844.
- [31] Jiong Zhu, Yujun Yan, Lingxiao Zhao, Mark Heimann, Leman Akoglu, and Danai Koutra. 2020. Beyond homophily in graph neural networks: Current limitations and effective designs. *Advances in neural information processing systems* 33 (2020), 7793–7804.