

Emotion Embeddings — Learning Stable and Homogeneous Abstractions from Heterogeneous Affective Datasets

Sven Buechel and Udo Hahn

Abstract—Human emotion is expressed in many communication modalities and media formats and so their computational study is equally diversified into natural language processing, audio signal analysis, computer vision, etc. Similarly, the large variety of representation formats used in previous research to describe emotions (polarity scales, basic emotion categories, dimensional approaches, appraisal theory, etc.) have led to an ever proliferating diversity of datasets, predictive models, and software tools for emotion analysis. Because of these two distinct types of heterogeneity, at the expressional and representational level, there is a dire need to unify previous work on increasingly diverging data and label types. This article presents such a unifying computational model. We propose a training procedure that learns a shared latent representation for emotions, so-called emotion embeddings, independent of different natural languages, communication modalities, media or representation label formats, and even disparate model architectures. Experiments on a wide range of heterogeneous affective datasets indicate that this approach yields the desired interoperability for the sake of reusability, interpretability and flexibility, without penalizing prediction quality. Code and data are archived under DOI:10.5281/zenodo.7405327.

Index Terms—Emotion recognition, Sentiment analysis, Natural language processing, Computational linguistics, Semantics, Pragmatics, Artificial intelligence, Neural networks, Deep learning, Cognitive systems



1 INTRODUCTION

In his famous quote, “*You cannot not communicate.*” [1, p.52], Paul Watzlawick outlines the inevitability of human communication. In a similar vein, one might postulate that humans cannot avoid showing their own and absorbing others’ emotions in their social activities. The ubiquity of emotions and their fundamental importance for human interaction justify the ample efforts of a large and diverse research community ranging from social psychology and cognitive science up to the fields of artificial intelligence, machine learning (ML) and natural language processing (NLP). Yet, psychological and computational studies of emotion not only suffer from the enormous diversity of emotion phenotypes and modalities, but also from lots of often incompatible representation formats each leading to research niches whose results are hard to compare, if at all. This woeful situation does not come as surprise when one looks at the many varieties emotions can exhibit and how these can be described:

Multi-Layered Composition of Emotions. Natural languages are among the primary carriers of emotion in social interaction. Their description is typically divided into different axes (*lexicon, syntax, semantics, discourse*) and analytic units (*word, sentence, utterance in discourse*). This stratification is directly reflected in multi-layered linguistic analysis (or generation/production) steps where the emotional contributions of the most basic (lexical) level are passed on to

higher levels of analysis comprising additional contextual information [2], [3]. This process is typically, but not necessarily, compositional in nature [4], [5], [6].


Multi-Linguality of Emotions. The term ‘natural language’ abstracts away from thousands of *specific instances of natural languages* (such as English, Mandarin or German), not to mention *historic, geographic, or social variants* for each of them. All of these languages and their variants have (to some degree, at least) their own lexical, syntactic, semantic and pragmatic inventory for emotional expressions.

Multi-Modality of Emotions. Verbal communication relies on two basic expression modes, *spoken* or *written language*, i.e., we speak or listen, write or read. Each of these two modes provides a specialized repertoire of emotional signals supplementing the basic linguistic layers (e.g., the lexicon) from above—spoken language, e.g., in terms of speech tone and rate, voice pitch or modulation, written language, e.g., in terms of the chosen register or variations in formality. Depending on the mode, additional modalities come into play [7], [8]. For instance, in spoken conversations, facial expressions [9], [10], [11], head movements, body gestures, or other forms of non-verbal behavior [11], [12], [13] often complement the basic spoken linguistic signals. In written communication, emoticons and emojis have become a common mood visualization system to complement basic written language signals [14], [15], [16], [17].

Multi-Mediality of Emotions. Closely related to emotion modalities, yet more with emphasis on technical communication channels, different modes of emotion transmission can be distinguished [18]. The *auditory* channel is mostly served by spoken language for verbal communication [19], [20], [21], but also sounds and music [22], [23]

- S. Buechel and U. Hahn are with the Jena University Language and Information Engineering (JULIE) Lab, Friedrich Schiller University Jena
E-mail: firstname.lastname@uni-jena.de

TABLE 1
Sample entries from various sources described along eight emotional variables

Sample	Valence	Arousal	Dominance	Joy	Anger	Sadness	Fear	Disgust	Surprise	Neutral
rollercoaster	8.0 [◦]	8.1 [◦]	5.1 [◦]	3.4 [◻]	1.4 [◻]	1.1 [◻]	2.8 [◻]	1.1 [◻]		
urine	3.3 [◦]	4.2 [◦]	5.2 [◦]	1.9 [◻]	1.4 [◻]	1.2 [◻]	1.4 [◻]	2.6 [◻]		
szcześnieły ¹	2.8 [•]	4.0 [◦]								
College tuition continues climbing				0 [■]	54 [■]	40 [■]	3 [■]	31 [■]	3 [■]	
A gentle, compassionate drama about grief...	1 [△]									
喇叭這一代還是差勁透了。 ²	2.8 [◦]	6.1 [◦]								
				0 [△]	0 [△]	1 [△]	0 [△]	0 [△]	0 [△]	0 [△]
				0 [△]	1 [△]	0 [△]	0 [△]	0 [△]	0 [△]	0 [△]
				1 [△]	0 [△]	0 [△]	0 [△]	0 [△]	0 [△]	0 [△]
Value Ranges:	[◦] [1, 9]	[•] [-3, 3]	[◻] [1, 5]	[■] [0, 100]	[△] {1, 0}					
Translation:	¹ Polish: <i>happy</i> ;	² Chinese: <i>This product generation still has terrible speakers.</i>								

are common carriers of emotions. The *visual* channel is the primary one for the perception of written language, yet typically much more dominated by the perception of static *visual objects*, such as paintings, photographs, images, cartoons, etc. [24], which convey emotions in the same way as dynamic ones, such as videos, movies, or TV programs [25], [26]. In the dynamic case, audio and visual channels are combined in terms of audio-visual objects. As with the multi-layered analysis of emotions for natural languages, the combination of different media formats and the interactions among them (e.g., textual, audio and visual streams) is a more than challenging fusion problem for emotion analysis [27], [28]. Still, much less is known about the emotional role of haptic [29] and olfactory channels [30].

Multiple Genres and Discourse Settings of Emotions.

The expression of emotions is also closely tied to the different communicative settings (*genres*) in which they appear [31], [32]. The (distribution of) emotions contained in classical mass media discourse (e.g., major headline news vs. commentaries), literary texts or essays differ markedly in tone and style from utterances spread via social media channels (e.g., in product or service reviews, chat groups or blogs) or the communication via e-mails [33]. The communicative habits and stylistic means (e.g., degrees of formality, profanity, irony, sarcasm, etc.) underlying these genres have a direct influence on the way emotional statements are to be interpreted genre-wise (this observation not only holds for textual data but also, e.g., for audio-visual ([34] for movies) or auditory ones ([35], [36] for music)). Beyond genre, the *discourse setting* is crucial for emotion analysis—written texts, with the exception of literary ones, typically assume a monologic scenario and by and large stable emotions (one speaker, the writer), whereas conversations are characterized by dialogues between two speakers or, as in multi-party discourse (discussions, debates, meetings), more than two speakers, where changes in emotions (so-called emotion shifts) are likely to occur as a result of the verbal interactions [37], [38].

In a similar vein, images differ in how they convey emotions—presumably, emotion is elicited in viewers via different mechanisms—depending on whether such images depict, say, oil paintings of landscape views or photographs of human faces or belong to different styles [39]. Likewise, in the realm of audio objects, a recording of agitated speech

and a piece of music (classical symphonies, jazz improvisations, or rap songs [40]) differ in how and which emotions are communicated.

Multiple Representation Formats of Emotions. While the above-made distinctions mostly refer to the *object level* of how emotions can be expressed via encoding procedures and interpreted via decoding procedures, the distinction of different representation formats addresses the *meta-level* of emotion description. The study of emotions was initiated by scholars of (social) psychology and led to basically two streams of work [41]. In the *categorical approach*, basic emotion categories were stipulated (such as fear, anger, joy, sadness, etc.) and the emotional load of single emotion items was measured independently for each category, whereas in the *dimensional approach* an n-dimensional emotion space is assumed and single emotional items are embedded as points into this space in a way that makes the geometrical interdependencies between the postulated emotion axes explicit. Outside the psychological camp (mostly in the computer science community), a simple ternary division into three *polarity stages* has found wide-spread use for sentiment analysis, namely positive, negative, and neutral sentiments.

These fundamental representational variants are currently reflected by an ever-increasing diversity of benchmarks and data resources (emotion lexicons, emotion-tagged corpora, etc.) that are often incompatible due to mutually exclusive representation formats for emotions (see Table 1 for examples). Once the developers of an emotion analysis system have made their selection from these data resources (or created yet another new one) and representation formats, they often cannot be compared with alternative ones. While the total volume of available emotion data resources is truly impressive, they are, in effect, siloed based on specific choices of their modality, mediativity, natural language and genre (levels of variability we subsequently summarize by the notion of “*domain*”), as well as their choice of representation format. Overall, this heterogeneity hampers progress for the field of affective computing.

To resolve this problem, in this article, we propose “*emotion embeddings*”, distributional representations of human affects that are both independent of the selection of the domain and its representation format, as well as stable across repeated executions of the generation process. In other words, samples that are linked to *similar emotions*,

irrespective of whether they are encoded in visual, auditory, or textual data, whether they are annotated with emotion dimensions or categories, will always receive *similar embeddings*. As such, these embeddings form a common representational foundation for affective computing, tearing down the walls of the aforementioned data silos so that they form a single common ground for future research.

In more detail, this article describes how to learn these embeddings and how to further capitalize on them for typical inference problems and various application scenarios. On a technical level, our proposal consists of a sequence of steps where we first learn a model that can translate between multiple emotion label formats through a common intermediate representation—an “interlingua for emotion” (the emotion embeddings). This newly proposed *multi-way mapping model* goes beyond previous work in its ability to translate between an arbitrary number of formats, whereas existing mapping models are fitted to one specific input and output format, respectively. Next, we propose a technique to use this model as a teacher to supervise the training process of further student models for various heterogeneous domains (images as well as texts and words in different languages). In doing so, the student models learn to embed their specific samples in the common emotion space and, by extension, to infer ratings for a multitude of representation formats. To this end, we propose a new data augmentation strategy that exploits the diverse capabilities of our framework model to generate new training data on the fly. Our experiments, conducted on a total of 16 datasets, featuring facial images as well five different natural languages, demonstrate these benefits and confirm that they bear no negative impact on prediction quality.

The remainder of this article is structured as follows. §2 discusses related work and the novelty of our approach which is then detailed in §3. §4 describes the setup of our experiments followed by their results in §5. §6 gives further insights into our approach including ablation studies, visualizations of the learned emotion space, as well as a demonstration example for a novel application enabled by our proposal, viz. emotion-based retrieval. Finally, §7 discusses open issues and concludes this study.

2 RELATED WORK

2.1 Representing Emotion

At the heart of computational emotion representation lies a set of *emotion variables* used to capture different facets of affective meaning. Researchers may choose from a multitude of approaches developed in the long and controversial history of the psychology of emotion [41], [42]. Two fundamental streams of research can be distinguished here—categorical vs. dimensional approaches. A very popular choice in the categorical school of thought are so-called *basic emotions*, such as the six categories identified by Ekman [43]: *Joy*, *Anger*, *Sadness*, *Fear*, *Disgust*, and *Surprise*. A subset of these excluding *Surprise* is often used for emotional word datasets in psychology (“affective norms”). Other influential categorical systems include Plutchik’s *Wheel of Emotion* [44] and the componential approach underlying appraisal theories [45].

Affective dimensions constitute the most influential counterdraft to categorical conceptualizations of emotions in psychology [46], [47], [48]. The most important ones are *Valence* (negative vs. positive, thus corresponding to the notion of *polarity* [49]) and *Arousal* (calm vs. excited). These two dimensions are sometimes extended by *Dominance* (feeling powerless vs. empowered).

Inspired by these psychological theories of emotion the rapidly emerging field of affective computing started building on these foundations, incorporating both categorical as well as dimensional approaches. Categorical models found use for textual ([32], [50], [51], [52]), auditory ([53], [54] for speech, [55], [56] for music), and visual data ([57], [58] for videos, [59], [60] for images, [16] for emojis), as well as mixed media scenarios (see [27] for a combination of image and text data, [61] for music video data). Similarly, dimensional models were applied to textual ([62], [63], [64], [65], [66], [67]), auditory ([68] for vocal social media, [69], [70] for speech, [36], [55] for music), visual data ([10], [71] for facial images, [60], [72] for images, [73] for videos incorporating neurophysiological signals and facial impressions of viewers, [74] for music videos incorporating neurophysiological data), and a combination of audio-visual data [75], [76].

Yet, frequently, studies do not follow any of these established approaches but rather invent, more or less in an *ad hoc* fashion, a customized set of variables, often reflecting the availability of user-labeled data in social media, the specifics of an application scenario, or the chosen domain which requires attention to particular emotional nuances ([27], [39], [53], [59], [60], [61], [77], [78]).

Besides the set of variables considered for representing emotion, another important decision relates to the values these variables may take, which in turn links to specific learning problems. In particular, allowing variables to take values from some real-valued interval translates to an emotion *regression* problem, whereas allowing them to take only binary values translates into a *classification* problem. In case of real-valued labels, datasets also differ in their specific value ranges, e.g., [1, 9], [1, 5], or [0, 1] (cf. Table 1 for an illustration).¹ Similarly, categorical datasets differ in whether only a single or multiple variables may be instantiated per item (single-label vs. multi-label classification).

This proliferating diversity of emotion label formats is the reason for the lack of comparability outlined in §1. Our work aims to unify these heterogeneous labels by learning to translate them into a shared distributional representation (see Fig. 1).

2.2 Analyzing Emotion

There are several subtasks in emotion analysis that require distinct model types [80]. In this study, we will focus on (1) single word items, (2) texts of varying length, and (3) static images. Other important input types, not further discussed here, are video (i.e., dynamic image sequences; [25], [26]), audio (speech ([19], [20], [21], [81], [82]) and non-speech sounds, such as music ([22], [23], [55])), and different kinds

1. Weidman et al. [79] also point at unsolved reliability issues arising from the use of different impromptu scales for the same emotion category.

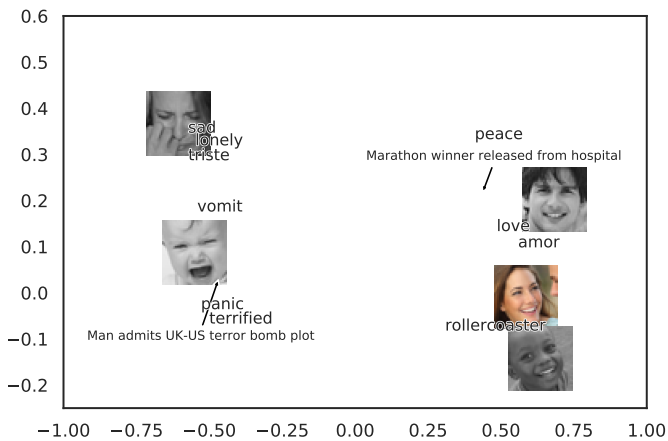


Fig. 1. Emotional loading of heterogeneous samples in common representation space in first two principal components.

of bio-signals as physiological correlates of emotions, e.g., skin conductivity, muscle activities, EEG signals, or heart rate ([83], [84], [85]).

Word-level prediction (“emotion lexicon induction”) is concerned with the emotion associated with an individual word *out of context*. Early work primarily exploited surface patterns of word usage [49], [86], whereas more recent studies rely on more sophisticated statistical signals encoded in word embeddings [87], [88], [89]. Combinations of high-quality embeddings with feed-forward nets have shown high potential, rivaling human annotation capabilities [90].

In contrast, modeling the emotion status *within the context* of sentences or short texts (here jointly referred to as “text”) [91], [92] was traditionally based largely on lexical resources [93]. Later, those were combined with conventional feature-engineered machine learning techniques [94], before being widely replaced by neural end-to-end approaches [5], [77]. Current state-of-the-art results are achieved by transfer learning with transformer models [95], [96], [97], [98].

Regarding the emotion capacity of *image* data, there is a deep divide in the research traditions between facial emotion recognition (concerned with detecting the emotion depicted in an image of a human face [10], [99], [100]) and visual emotion analysis (asking for the emotion induced by viewing a certain image [101], [102], [103]).

Further focusing this overview on facial emotion recognition in computer vision [11], [104], [105], this field of research has followed a trajectory similar to text-based emotion analysis in NLP. That is, early work largely relied on the use of hand-crafted features such as histograms of oriented gradients [106], local binary patterns [107], or scale-invariant keypoints [108] which served as the input to traditional discriminative classifiers such as support vector machines. In the past decade, this approach has been replaced by the use of deep learning and, in particular, convolutional neural networks (CNN) [10], [99], [100], while most recently vision transformers have attracted a lot of attention [109], [110], [111].

Our work complements these lines of research by providing a method that allows existing models to embed the emotional loading of an arbitrary piece of content (in

this study, words, texts or images) in a *common* emotion embedding space. This broadens the range of emotional nuances previous models can capture. Importantly, our method learns a representation not for a specific piece of content itself, but the emotion attached to it. This differs from earlier work aiming to increase the affective load of, e.g., word embeddings (see below).

2.3 Emotion Embeddings

Several researchers have already introduced the term “emotion embeddings” (or similar phrasings) to characterize their work, yet either use the term in a different way or tackle a different problem compared to our approach.

Wang et al. [51], for instance, present a method for increasing the emotional content of word embeddings based on re-ordering vectors according to the similarity in their emotion values, referring to the result as “emotional embeddings”. Similarly, Xu et al. [112] learn word embeddings that are particularly rich in affective information by sharing an embedding layer between models for different emotion-related tasks. They refer to these embeddings as “generalized emotion representation”. Different from our work, these two studies primarily learn to represent *words* (with a focus on their affective meaning though), not emotions themselves. They are thus in line with previous research aiming to increase the affective load of word embeddings [2], [113], [114], [115], [116].

Shaptala et al. [117] improve a dialogue system by augmenting its training data with emotion predictions from a separate system. Predicted emotion labels are fed into the dialogue model using a representation (“emotion embeddings”) learned in a supervised fashion with the remainder of the model parameters. These embeddings are specific to their architecture and training dataset, they do not generalize to other label formats. Gaonkar et al. [118] as well as Wang et al. [119] learn vector representations for emotion classes from annotated text datasets to explicitly model their semantics and inter-relatedness. Yet again, these emotion embeddings (the class representations) do not generalize to other datasets and label formats. Han et al. [120] propose a framework for learning a common embedding space as a means of joining information from different modalities in multimodal emotion data. While these embeddings generalize over different media (audio and video), they do not generalize across languages and label formats.

In summary, different from these studies, our understanding of emotion embeddings is not bound to any particular model architecture or dataset, but instead generalizes across domains and label formats, thus allowing to directly compare, say, English language items with BE5 ratings to Mandarin ones with VA ratings (see Table 1 vs. Fig. 1).

2.4 Coping with Incompatibility

In face of the large variety of emotion formats, Felbo et al. [121] present a transfer learning approach in which they pre-train a model with self-supervision to predict emojis in a large Twitter dataset, thus learning a representation that captures even subtle emotional nuances. Park et al. [122] present a method to learn to predict dimensional emotions from categorical annotations, using the VAD scores

of category-denoting words as a simple heuristic. Similarly, multi-task learning can be used to fit a model on multiple datasets potentially having different label formats, thus resulting in shared hidden representations [32], [123]. While representations learned with these approaches generalize across different label formats, they do not generalize across model architectures or language domains.

Cross-lingual approaches learn a common latent representation for different languages but these representations are often specific to only *one pair of languages* and do not generalize to other label formats [124], [125], [126]. Similarly, recent work with Multilingual BERT [127] shows strong performance in cross-lingual zero-shot transfer [128], but samples from different languages still end up in different regions of the embedding space [129]. These approaches are also specific to a particular model architecture so that they do not naturally carry over to, e.g., single-word emotion prediction.

Multi-modal approaches to emotion analysis exhibit a high degree of similarity to our work, as they learn a common latent representation for several modalities [120], [130], [131], [132]. However, these representations are typically specific for a single dataset, model architecture, and emotion label format. They are neither meant to generalize further, nor are they stable across multiple executions.

In a survey on text emotion datasets, Bostan et al. [133] point out naming inconsistencies between label formats. They build a joint resource that unifies twelve datasets under a common file format and annotation scheme. Annotations were unified based on the semantic closeness of their class names (e.g., merging “happy” and “joy”). This approach is limited by its reliance on *manually* crafted rules which are difficult to formulate, especially for numerical label formats.

Another attempt at taming the heterogeneity of “emotion languages” is based on *emotion ontologies* or *emotion mark-up languages* [134], [135]. In this approach, the shared knowledge about emotions is formulated in some knowledge representation or ontology representation language (such as RDFS, SKOS, OWL, etc.) as a common conceptual backbone to which individual emotion annotations in concrete datasets have to be mapped. Yet, not only the ontology itself, but also the mapping conditions for each emotion model, again, have to be specified manually.²

In contrast, emotion representation mapping (or “label mapping”) aims at *automatically* learning such conversion schemes between different formats from data (especially from “double-annotated” samples, such as the first two rows in Table 1; [138]). As the name suggests, label mapping operates exclusively on the gold ratings, without actually deriving representations for language items. It can, however, be used as a post-processor, converting the prediction of another model to an alternative label format (used as a baseline in §4). Label mapping learns to transform *one* format *into another*, yet without establishing a more general representation, i.e., *n-to-n* mappings, we here propose. In a related study, DeBruyne et al. [139] indeed do learn a common representation for different label formats by apply-

ing variational autoencoders to multiple emotion lexicons. However, their method still only operates exclusively on the gold ratings without actually predicting labels for texts or images.

In summary, while there are methods to learn common emotion representations across *either* heterogeneous modalities, languages, genres, label formats, or model architectures, to the best of our knowledge, our proposal is the first to achieve all this simultaneously, in a homogeneous framework model.

3 METHODS

The goal of this study is to devise a stable, uniform representation for affective states that can be used for emotion prediction problems across modalities and label formats. It is common practice in emotion analysis—and supervised learning, in general—to build or fine-tune a model specifically for a single dataset. A *dataset* is characterized by a particular combination of domain (its expressional form of modality, genre, or language) and label format (the representational system for emotional meta-data). Considering all existing emotion data, this results in a large number of prediction models, each one covering only a fraction of the problem space and learning *ad hoc* representations that are mostly incompatible to the other models’ representations (Fig. 2a). Our method instead learns stable and universal representations (we call *emotion embeddings*) so that two pieces of content that are associated with the similar emotions will receive similar representations, even if these pieces of content come in different modalities and, therefore, require different model architectures for processing.

We achieve this goal via a two step process: First, we learn a model that can “translate” between different label formats. Unlike previous work that could only translate between single *pairs* of label formats, our *multi-way mapping model* translates between multiple label formats via a shared intermediate representation which acts as an “interlingua for emotion” and, at the same time, constitutes the proposed emotion embeddings (Fig. 2b). In the second step, we train prediction models, *content encoders*, for specific content types (words, texts, or images) to produce not the final label of a piece of content but its emotion embeddings instead, using the previously built mapping model as a teacher. Emotion labels are then predicted by running a specific content encoder and a label decoder in succession (Fig. 2c).

3.1 Model Architecture and Emotion Inferences

Let (X, Y) be a dataset with samples $X := \{x_1, \dots, x_n\}$ and labels $Y := \{y_1, \dots, y_n\}$. Let us assume that the samples X are drawn from one of M domains $\mathcal{D}_1, \dots, \mathcal{D}_M$ and the labels are drawn from one of N label formats $\mathcal{L}_1, \dots, \mathcal{L}_N$. The common practice for emotion prediction problems is to find a model f that best predicts Y given X . Our approach instead makes use of a collection of three types of components, *label encoders* g_1, \dots, g_N , *label decoders* h_1, \dots, h_N , and *content encoders* $\bar{f}_1, \dots, \bar{f}_M$ all connected via a shared intermediate space \mathbb{R}^d housing the emotion embeddings.

Label encoders receive an emotion label and predict its associated emotion embedding. They answer the question

2. Cf. [136], [137] for exceptions to this rule, which still suffer from built-in language dependence.

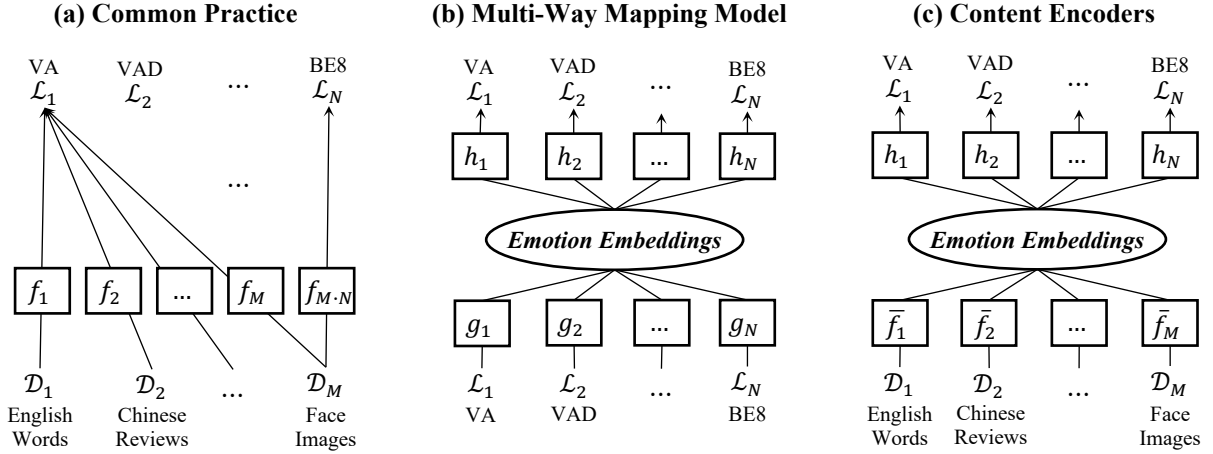


Fig. 2. Overview of our methodology, illustrated by several choices of language domains and label formats.

TABLE 2
Emotion Label Formats Considered in this Article

ID	Variables	Range	Problem
VA	Valence, Arousal	$[-1, 1]$	regress.
VAD	Valence, Arousal, Dominance	$[-1, 1]$	regress.
BE5	Joy, Anger, Sad, Fear, Disgust	$[0, 1]$	regress.
BE7	Happy, Anger, Sad, Fear, Disgust, Surprise, Neutral	$\{0, 1\}$	class.
BE8	Happiness, Anger, Sadness, Fear, Disgust, Surprise, Neutral, Contempt	$\{0, 1\}$	class.

what the meaning of a particular label is, following a specific label format, in terms of our general emotion embedding. Label encoders will be implemented as feed-forward networks (FFN; see §4 for details). For each label format under consideration (the choices for this study are depicted in Table 2), there is a specific label encoder, and vice versa.

Label decoders, conversely, take an emotion embedding and produce a label in a particular emotion format. Again, for each such format, there is a particular label decoder (and vice versa). Label decoders can be thought of as the output layer in a regular emotion prediction model, converting the top-level emotion representation into the predicted label. Thus, we will alternatively refer to them as **prediction heads**. We give these heads a purposefully lean design that consists only of a single linear layer without bias term, followed by an optional activation function depending on the respective label format and its implied learning problem.

Thus, a head h predicts ratings \hat{y} for an emotion embedding $x \in \mathbb{R}^d$ as $h(x) := z(Wx)$, where W is a weight matrix and z the activation function. z takes the value of the softmax function for multi-class single-label classification, the sigmoid function for multi-class multi-label classification, or the identity, i.e., no further activation, for regression problems. The reason for this simple head design is to ensure that the affective information is more readily available in the emotion space.

Content encoders, finally, are most similar to the usual models in emotion prediction problems, only that their output is not a final label but rather the predicted emotion embedding for a particular piece of content. As with their baseline counterparts, their architecture needs to account for

the type of content they are supposed to handle. We will use FFNs for word-type input, transformers for text-type input, and CNNs for image-type input. In addition, datasets can also differ in more subtle ways, i.e., the language or genre of its sample. These differences do not necessarily demand a different model architecture, but still different model parameters for good performance. Hence, each content encoder is specific to a particular domain. Thus, our approach imposes no architectural constraints on what can serve as a content encoder, other than dense, vector-valued output needs to be produced. Virtually any deep learning architecture—including those not yet invented—can, in principle, serve as a content encoder within our framework.

Label encoders and label decoders together constitute our proposed multi-way mapping model. By training a collection of these components in such a way that they all share a common intermediate representation, encoders and decoders can be freely combined to translate between any pair of label formats. Formally, to translate a label y_i in format \mathcal{L}_i to its predicted label \hat{y}_j in format \mathcal{L}_j one only has to apply the respective components in succession: $\hat{y}_j = h_j(g_i(y_i))$. Similarly, after a content encoder \bar{f}_k for a domain \mathcal{D}_k is trained, predictions for label format \mathcal{L}_l can be derived as $\hat{y}_l = h_l(\bar{f}_k)$. We provide more details of the devised training process in the following two subsections.

3.2 Training the Multi-Way Mapping Model

It should be noted that the emotion embeddings, which are simply elements of a Euclidean vector space, carry no intrinsic affective meaning by themselves. Rather, explicit meaning is given to them by the label encoders g_1, \dots, g_N and the label decoders h_1, \dots, h_N , because they prescribe which affective state a region of the representation space corresponds to. The problem that our proposed training scheme solves is that all encoders and decoders need to be consistent in their meaning prescriptions.

But what does “consistency” mean when emotion labels follow different representational systems? We argue that an obvious case of such consistency conditions is found in datasets for emotion label mapping (see §2). A label mapping dataset consists of two sets of labels following different formats $Y_1 := \{y_{1,1}, y_{1,2}, \dots, y_{1,n}\}$ and

Algorithm 1 Training the Multi-Way Mapping Model

- 1: $(Y_{1,1}, Y_{1,2}), (Y_{2,1}, Y_{2,2}), \dots, (Y_{n,1}, Y_{n,2}) \leftarrow$ Mapping datasets used for training
- 2: $(\mathcal{C}_{1,1}, \mathcal{C}_{1,2}), (\mathcal{C}_{2,1}, \mathcal{C}_{2,2}), \dots, (\mathcal{C}_{n,1}, \mathcal{C}_{n,2}) \leftarrow$ loss criteria for mapping datasets
- 3: $(\alpha_{1,1}, \alpha_{1,2}), (\alpha_{2,1}, \alpha_{2,2}), \dots, (\alpha_{n,1}, \alpha_{n,2}) \leftarrow$ weight terms to balance between loss criteria
- 4: $(g_{1,1}, h_{1,1}, g_{1,2}, h_{1,2}), (g_{2,1}, h_{2,1}, g_{2,2}, h_{2,2}), \dots, (g_{n,1}, h_{n,1}, g_{n,2}, h_{n,2}) \leftarrow$ randomly initialized label encoders and prediction heads[†]
- 5: $\mathcal{K} = \{K_1, K_2, \dots, K_m\} \leftarrow$ Set of equivalence classes of emotion variables, where each equivalence class K_j is a set of row vectors from weight matrices of different prediction heads that refer to equivalent emotion variables (see Table 3).
- 6: $n_{\text{steps}} \leftarrow$ total number of training steps
- 7: **for all** k in $1, \dots, n_{\text{steps}}$ **do**
- 8: $i \leftarrow$ randomly sample index of one of the mapping datasets $\in \{1, \dots, n\}$
- 9: $(y_1, y_2) \leftarrow$ randomly sample a batch s.t. $y_1 \subset Y_{i,1}$ and $y_2 \subset Y_{i,2}$ with identical indices
- 10: $(e_1, e_2) \leftarrow (g_{i,1}(y_1), g_{i,2}(y_2))$
- 11: $\hat{y}_{1,1} \leftarrow h_{i,1}(e_1)$
- 12: $\hat{y}_{1,2} \leftarrow h_{i,2}(e_1)$
- 13: $\hat{y}_{2,1} \leftarrow h_{i,1}(e_2)$
- 14: $\hat{y}_{2,2} \leftarrow h_{i,2}(e_2)$
- 15: $L_{\text{map}} \leftarrow \mathcal{C}_{i,1}(y_1, \hat{y}_{2,1}) + \mathcal{C}_{i,2}(y_2, \hat{y}_{1,2})$
- 16: $L_{\text{auto}} \leftarrow \mathcal{C}(y_1, \hat{y}_{1,1}) + \mathcal{C}(y_2, \hat{y}_{2,2})$
- 17: $L_{\text{sim}} \leftarrow \mathcal{C}_{\text{sim}}(e_1, e_2)$
- 18: $L_{\text{para}} \leftarrow \sum_{K \in \mathcal{K}} \sum_{\{u,v \mid u,v \in K, u \neq v\}} 1 - \cos(u, v)$
- 19: $L_{\text{total}} \leftarrow L_{\text{map}} + L_{\text{auto}} + L_{\text{sim}} + L_{\text{para}}$
- 20: compute ∇L_{total} and update weights
- 21: **end for**

[†] If two sets of labels $Y_{a,b}, Y_{c,d}$ follow the same label format, then they use the same label encoders and prediction heads, i.e. $g_{a,b} = g_{c,d}$ and $h_{a,b} = h_{c,d}$. The same is true for loss criteria \mathcal{C} and weight terms α .

$Y_2 := \{y_{2,1}, y_{2,2}, \dots, y_{2,n}\}$, respectively. Typically, they are constructed by matching instances from independent annotation studies (e.g., the first two rows in Table 1). Thus, we can think of the two sets of labels as “translational equivalents”, i.e., differently formatted emotion ratings, possibly capturing different affective nuances, yet still describing the same underlying emotional state.

The intuition behind our training scheme is to “fuse” multiple mapping models by forcing them to produce the same intermediate representation for both mapping directions. This results in a multi-way mapping model with a shared representation layer in the middle, the common emotion space (Fig. 2b).

Formally, let (Y_1, Y_2) be a mapping dataset with a sample (y_1, y_2) following label formats $\mathcal{L}_1, \mathcal{L}_2$ (subscripts refer to label format). Our goal is to align the intermediate representations, $e_1, e_2 := g_1(y_1), g_2(y_2)$ while also deriving accurate mapping predictions. Therefore, we propose the following

three training objectives (see Fig. 3):

The first training objective is the *mapping loss* L_{map} where we compare true vs. predicted labels.

$$L_{\text{map}} := \alpha_1 \mathcal{C}_1[y_1, h_1(g_2(y_2))] + \alpha_2 \mathcal{C}_2[y_2, h_2(g_1(y_1))] \quad (1)$$

The two summands represent the two mapping directions, assigning either of the two labels as the source, the other as the target format. \mathcal{C}_i denotes the loss criterion for label format \mathcal{L}_i and α_i is the format-specific weight term which is meant to re-balance loss criteria that otherwise tend to produce outputs of vastly different magnitude. As loss criteria, we use cross-entropy loss for multi-class single-label problems, binary cross-entropy loss for multi-class multi-label problems, and Mean-Squared-Error loss for regression problems.

Next, the *autoencoder loss*, L_{auto} , captures how well the model can reconstruct the original input label from the hidden emotion representation. It is meant to supplement the mapping loss:

$$L_{\text{auto}} := \alpha_1 \mathcal{C}_1[y_1, h_1(g_1(y_1))] + \alpha_2 \mathcal{C}_2[y_2, (h_2(g_2(y_2)))] \quad (2)$$

Lastly, the *similarity loss*, L_{sim} , directly assesses whether both input label formats end up with a similar intermediate representation:

$$L_{\text{sim}} := \mathcal{C}_{\text{sim}}[g_1(y_1), g_2(y_2)] \quad (3)$$

where \mathcal{C}_{sim} denotes Mean-Squared-Error loss.

Besides these *local* loss terms which only take into account encoders and decoders used in processing a particular instance (pair of labels), we also introduce a parameter sharing loss L_{para} that *globally* takes into account *all* label

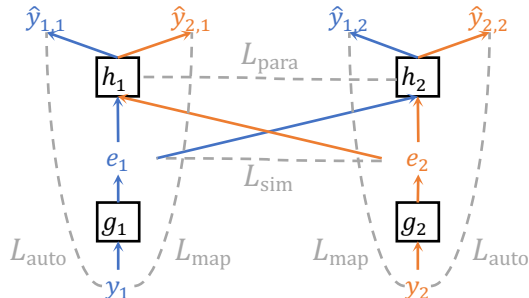


Fig. 3. Training the Multi-Way Mapping Model.

decoders of the multi-way mapping model, implementing *soft parameter sharing* between them, a well-known technique for multi-task learning [140]. Unlike *hard* parameter sharing where a model uses the same (sub)set of parameters for different tasks, in soft parameter sharing, model parameters between tasks do not need to be strictly identical. Rather, a loss function is applied to incentivize that parameter sets (mostly) agree with each other.

We use soft parameter sharing between label encoders as a way to ensure that equivalent emotion variables in different label formats have similar heads (e.g., Joy in BE5 and Happiness in BE8), while also giving the model some flexibility to adjust to the particularities of the individual datasets (we validate this approach in §6.2). In particular, note that the prediction heads may end up predicting logits (the vector-matrix product Wx before applying the activation function z) of different value ranges. E.g., when comparing Joy in BE5, which is a regression format, so the output of the Joy head needs to be a specific number, to Happiness in BE8, which is a multi-class format, so the output needs to be much larger than the logits for the remaining variables. To allow parameters of equivalent heads to be “similar”, yet produce logits of different magnitude, we turn to a cosine-based loss function so that heads (interpreted as weight vectors) are only penalized for “pointing to different directions”, but not for differences in vector length.

More formally, we define a set of equivalence classes of emotion variables, i.e., emotion variables from different label formats for which we stipulate that they have identical affective meaning (see Table 3). We then sum up the cosine loss for each combination of variables (respectively, prediction heads) in each of those equivalence classes:

$$L_{\text{para}} := \sum_{K \in \mathcal{K}} \sum_{\{u,v \mid u,v \in K, u \neq v\}} 1 - \cos(u, v) \quad (4)$$

where \mathcal{K} denotes the set of all equivalence classes, K denotes either of those equivalence classes, and u, v denote equivalent weight vectors (heads of the equivalent variables) in the emotion embedding space E .

The total loss is computed in a batch-wise fashion detailed in Algorithm 1: We simultaneously train all label encoders and decoders on several mapping datasets using our four objective functions. Our training loop starts by first sampling one of the mapping datasets and then a batch from the chosen dataset (lines 8–9). To compute the loss efficiently, we first cache the encoded representations of both label formats (line 10) before applying all relevant label encoders

(lines 11–14). The individual losses are then summed up and the model is updated accordingly (19–20).

3.3 Training the Content Encoders

After training the multi-way mapping model, we have label encoders, fitted to map different kinds of emotion ratings into the emotion embedding space, and label decoders, fitted to reverse this process. What is still missing are components to embed pieces of content into the emotion space as well. These content encoders are constructed by taking an existing model architecture for a specific content type (e.g., a CNN for images) and replacing its output layer by a linear layer of output size d , thus matching the dimensionality of the emotion embedding space. The rest of the model may remain unchanged.

Content encoders are trained in a supervised fashion on a given dataset by combining them with a suitable label decoder (i.e., a label decoder that matches the label format of the dataset; see above) using common gradient descent-based optimization. The parameters of the label decoder are kept constant during this process, thus forcing the content encoder to produce meaningful output representations, i.e., emotion embeddings that are consistent with the label decoders’ “understanding” of the emotion space.

To make sure that the content encoder inter-operates well with the remaining label decoders, too, we add additional supervision via a newly proposed data augmentation technique that we call **emotion label augmentation**. This method generates an additional label, following another format, on the fly using the previously trained multi-way mapping model. In other words, the multi-way mapping model is used as a teacher, providing additional supervision to the content encoder, the student (see Fig. 4).

Formally, let (x, y_1) be an instance from a dataset following format \mathcal{L}_1 , let \bar{f} be a content encoder suitable for the domain of the dataset, let h_1, h_2 be label decoders for $\mathcal{L}_1, \mathcal{L}_2$, respectively, and let g_1 be a label encoder for \mathcal{L}_1 . Then the regular prediction loss is given by

$$L_{\text{pred}} := \mathcal{C}_1[y_1, \hat{y}_1] \quad (5)$$

where $\hat{y}_1 := h_1(\bar{f}(x))$. Emotion label augmentation synthesizes an additional label $y_2^* = h_2(g_1(y_1))$ which can then be used to calculate a complementary data augmentation loss

$$L_{\text{aug}} := \mathcal{C}_2[y_2^*, \hat{y}_2] \quad (6)$$

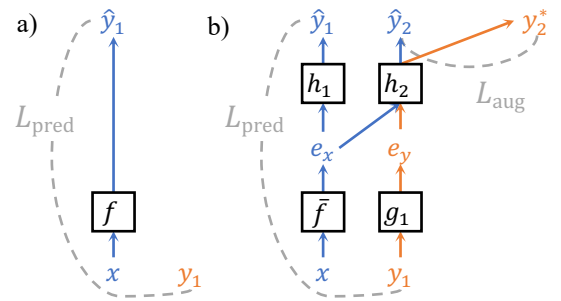


Fig. 4. Fitting a domain-specific emotion prediction model: Baseline (a) vs. our method (b).

TABLE 3
Equivalence Classes of Emotion Variables for Soft Parameter Sharing

VA:Valence—VAD:Valence
VA:Arousal—VAD:Arousal
BE5:Joy—BE7:Happy—BE8:Happiness
BE5:Anger—BE7:Anger—BE8:Anger
BE5:Sadness—BE7:Sad—BE8:Sadness
BE5:Fear—BE7:Fear—BE8:Fear
BE5:Disgust—BE7:Disgust—BE8:Disgust
BE7:Surprise—BE8:Surprise
BE7:Neutral—BE8:Neutral

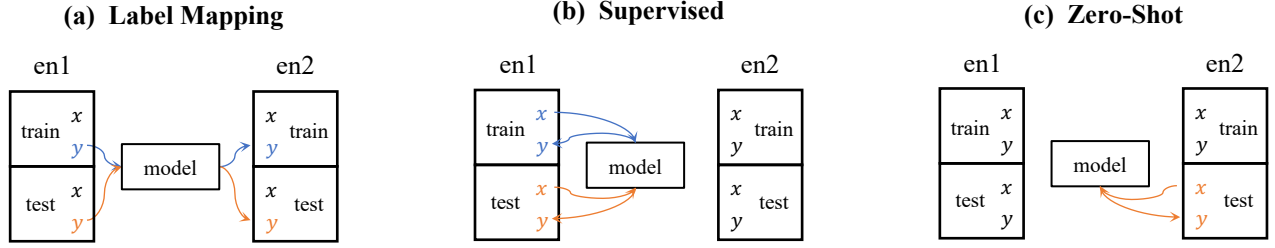


Fig. 5. The three scenarios of our experimental setup exemplified with the word datasets en1 (in VAD format) and en2 (in BE5 format). Blue color indicates data usage for training, orange for testing. Dev sets are omitted for simplicity.

where $\hat{y}_2 := h_2(\bar{f}(x))$. The total loss $L_{\text{pred}} + L_{\text{aug}}$ is then optimized in batch-wise training.

The result of this process is that the collective model can not only reliably predict ratings according to format \mathcal{L}_1 but also \mathcal{L}_2 , even in the absence gold data following this format. Thus, it grants our collective model the ability for zero-shot learning.

4 EXPERIMENTS

Overall Approach. Our experiments follow a two-fold structure akin to that of our proposed training process. In the first phase of our experiments, we train the multi-way mapping (consisting of label encoders and decoders) and evaluate it against existing models for emotion label mapping. This establishes the emotion embeddings space that *all* components in *all* of our experimental setups share. In the second phase, we train the content encoders (using the multi-way mapping model as a teacher) and evaluate them against existing models in emotion analysis. Here, we distinguish two settings, first, a *supervised* setting where training and test data stem from the same ecosystem, and, second, a *zero-shot* setting where the label format of the test data differs from that of the training data (see Fig. 5).

With this setup, we aim to demonstrate three major claims underlying our work: first, our approach enables predictions for diverse domains and label formats via a *shared* intermediate representation of emotions; second, our approach enables predictions for label formats it was *not trained on* and where training data is *potentially unavailable*; and third, prediction quality remains competitive to common practice, i.e., our approach yields the aforementioned benefits *without performance penalties*. In other words, our goal is to establish a new state of the art (SOTA) in model flexibility and interoperability, rather than sheer quantitative performance. Furthermore, we will show that the performance of our approach directly depends on the model types used as content encoders. We thus conjecture that the performance of our approach will improve *virtually by itself* as the SOTA throughout the affective computing community advances.

Data and Metrics. The experiments will be conducted on a total of 16 datasets from three different modalities, i.e., containing words, texts, and images. Table 4 lists the employed datasets; illustrative examples are given in Table 1. Note that word and text datasets cover different natural languages. The datasets are partitioned into fixed train-dev-test splits with ratios ranging between 8-1-1 and 3-1-1;

smaller datasets received larger dev and test shares. Details on data handling are documented as part of our codebase (see Abstract for availability information).

We will use different evaluation metrics depending on the label format of the respective dataset and its corresponding prediction problem (i.e., classification vs. regression; see Tables 4 and 2). In more detail, for regression datasets, model output is evaluated in terms of Pearson Correlation r :

$$r_{x,y} := \frac{\sum_{i=1}^n (x_i - \bar{x})(y_i - \bar{y})}{\sqrt{\sum_{i=1}^n (x_i - \bar{x})^2} \sqrt{\sum_{i=1}^n (y_i - \bar{y})^2}}$$

where $x = x_1, x_2, \dots, x_n$, $y = y_1, y_2, \dots, y_n$ are real-valued number sequences and \bar{x} , \bar{y} are their respective means. In contrast, classification predictions will be evaluated in terms of accuracy, i.e., $\frac{\text{No. true predictions}}{\text{No. total predictions}}$.

Evaluating the Multi-Way Mapping Model. We trained the multi-way mapping model on four label mapping datasets in parallel. These datasets were created by combining data from Table 4 which had overlapping samples: $\text{en1} \cap \text{en2}$, $\text{en1}^* \cap \text{en2}$, $\text{ferVAD} \cap \text{ferBE}$, and $\text{afnVA} \cap \text{afnBE}$, where en1^* refers to a modified version of en1 without dominance ratings. This collection of datasets allowed us to train label decoders for a total of five label formats listed in Table 2. As detailed in §3.2, label mapping operates exclusively on the *labels*, not the samples, of a dataset (see Fig. 5a).

Label encoders follow the design of the two-hidden-layer FFN from Buechel and Hahn [138], which to the best of

TABLE 4
Datasets used in experiments

ID	Domain	Format	Size	Source
en1	English words	VAD	1,034	[141]
en2	English words	BE5	1,034	[142]
es1	Spanish words	VA	14,031	[143]
es2	Spanish words	BE5	10,491	[144]
de1	German words	VA	2,902	[145]
de2	German words	BE5	1,958	[146]
pl1	Polish words	VA	2,902	[147]
pl2	Polish words	BE5	2,902	[148]
tr1	Turkish words	VA	2,029	[149]
tr2	Turkish words	BE5	2,029	[149]
AffT	English news headlines	BE5	1,250	[150]
EmoB	mixed English texts	VAD	10,062	[151]
ferBE	facial images	BE7	35,887	[99]
ferVAD	facial images	VAD	35,887	[10]
afnBE	facial images	VA	450,000	[100]
afnVA	facial images	BE8	450,000	[100]

our knowledge still represents the current SOTA in emotion label mapping. The same model type (stand-alone, not as a label encoder within our framework) was also used as a baseline model for experimental comparison. For each of the mapping datasets, we trained two baseline models (one for each mapping direction) for a total of individual 8 baseline models. We compared these ten models against our multi-way mapping models which consists of five label encoders and five label decoders, but has a single shared intermediate layer (housing the emotion embeddings). The dimensionality of this intermediate layer was set to 100.

Evaluating the Content Encoders. The main idea for this evaluation task is to take a popular architecture for each of the three modalities under consideration (words, texts, and images) and compare its performance as a stand-alone model (following common practice) with the performance achieved when using it as a content encoder within our framework instead. Again, we aim at demonstrating that our framework *increases* interoperability and flexibility of models and datasets while *retaining* prediction quality.

For our two evaluation scenarios (see below), datasets need to be grouped into pairs where both members of each pair agree in the domain of their data but employ distinct label formats. The groupings are indicated in Table 4, where word and image datasets are grouped by their ID prefix (e.g., en1 and en2 form a group) and among the text datasets EMOB[ANK] and AFFT[EXT] form a group on their own. We use min-max scaling to normalize value ranges of the labels across regression datasets: for VA(D) we choose the interval $[-1, 1]$ and for BE5 the interval $[0, 1]$, reflecting their respective bipolar (VAD) and unipolar (BE5) nature.

The actual evaluation proceeds according to either of the two scenarios: In the *supervised* scenario, both in the baseline and the experimental condition, the respective model was trained on the train set and then tested on the test set (Fig. 5b). In the experimental condition, the model consists of the respective content encoder combined with the label decoder (trained during the label mapping experiments) of the respective label formats with frozen weights. Additionally, we employ the label decoder of the format of the *other* dataset of the pair to create synthetic labels for additional supervision (the emotion label augmentation technique presented in §3.3). In the baseline condition, the base model of the content encoder is used in a stand-alone fashion.

In the *zero-shot* scenario, no training occurs. For each dataset, we take the model trained in the supervised scenario for the *other* dataset within the pair and evaluate it on its test set straight away (see Fig. 5c). The test data follow a different label format compared to the train data, hence our use of the term “zero-shot (learning)”. In the experimental conditions (using our framework) this is possible because the required label decoder has already been trained during the label mapping experiments. Also the respective content encoder has been tuned to interoperate with said label decoder through the use of label augmentation during the supervised scenario (see above). The baseline model *per se*, however, is simply unable to predict the label format of the test data. To still be able to offer a quantitative comparison, we resort to the label mapping baseline model from scenario (a) that translates the base model’s output into the desired format. We emphasize that this is a very strong baseline due

to the high accuracy of the label mapping approach, in general [138]. In this scenario, the supremacy of our approach lies in its independence from these (possibly unavailable) external post-processors.

In terms of content encoder architectures, we used the FFN developed by Buechel and Hahn [90] for the word datasets. This model predicts emotion ratings based on pre-trained embedding vectors (taken from [152]). For text datasets, we chose the BERT_{base} transformer model by Devlin et al. [127] using the implementation and pre-trained weights by Wolf et al. [153]. For the image datasets, we used a RESNET50 model [154] pretrained on IMAGENET [155].

Word, text, and image models use identical hyperparameter settings whether or not they are used as stand-alone baseline models or as content encoders within our framework. For the word model, we relied on the original settings, whereas for the text and image models hyperparameter setting were tuned manually for the baseline model and then patched into the respective content encoder. This approach helped reduce manual work for experimentation, but slightly favors the baseline models.

5 RESULTS

Our main experimental results are summarized in Tables 5 and 6. For conciseness, performance scores are averaged over all target variables for regression datasets. We emphasize that all performance figures relating to our proposed framework were achieved based on the same emotion embedding space.

As Table 5 reveals, results of the label mapping experiments remain virtually unchanged between the individual, stand-alone baseline models and our multi-way mapping model, with only minor losses of performance on some datasets. Yet, the advantage of our proposed approach is that all mapping directions are served using a single intermediate representation which allows us to train further content encoders using the same emotion embeddings space (see below). As a positive side effect, the multi-way mapping model can also serve mapping directions for which no training data are available—by combining the respective encoders and decoders (e.g., mapping from BE5 to BE8).

Regarding the results of the content encoder experiments, a similar pattern emerges from Table 6. In the supervised scenario, the performance again remains virtually unchanged compared to the baseline across word, text, and

TABLE 5
Results of Label Mapping Experiments

Source	Target	Metric	Baseline	Ours
en1	en2	r	.89	.88
en2	en1	r	.87	.87
en1*	en2	r	.88	.86
en2	en1*	r	.88	.88
ferVAD	ferBE	Acc	.66	.66
ferBE	ferVAD	r	.79	.79
afnVA	afnBE	Acc	.82	.81
afnBE	afnVA	r	.93	.93
Mean			.84	.84
Joint Embedding Space			✗	✓
Additional Mapping Directions			✗	✓

TABLE 6
Results of Content Encoder Experiments

Input	Dataset	Metric	Baseline		Our Method	
			Supervised	Zero-Shot	Supervised	Zero-Shot
Word (FFN)	en1	<i>r</i>	.82	.79	.83	.81
	en2	<i>r</i>	.90	.84	.90	.84
	es1	<i>r</i>	.82	.72	.82	.73
	es2	<i>r</i>	.79	.79	.78	.77
	de1	<i>r</i>	.82	.68	.82	.70
	de2	<i>r</i>	.77	.66	.77	.63
	pl1	<i>r</i>	.79	.81	.79	.80
	pl2	<i>r</i>	.81	.79	.80	.78
	tr1	<i>r</i>	.73	.71	.73	.72
	tr2	<i>r</i>	.82	.73	.82	.71
	Mean		.81	.75	.81	.75
Text (BERT)	EmoB	<i>r</i>	.63	.37	.63	.40
	AffT	<i>r</i>	.75	.57	.76	.57
	Mean		.69	.47	.69	.48
Image (ResNet)	ferBE	Acc	.70	.54	.66	.63
	ferVAD	<i>r</i>	.82	.78	.87	.81
	afnBE	Acc	.51	.39	.49	.46
	afnVA	<i>r</i>	.56	.34	.58	.58
	Mean		.65	.51	.65	.62
Joint Embedding Space				✗		✓
Stable Representations				✗		✓
Built-In Zero-Shot Capacity				✗		✓

image datasets. The same is true in the zero-shot scenario with the exception of the image datasets. There we see a massive performance advantage of our approach. Upon closer inspection, we conjecture that on the pairs of image datasets the connection between the alternative label formats is weaker than on those of word and text datasets (e.g., observe that label mapping baseline performance from ferVAD to ferBE (Table 5) is actually *worse* than the baseline-supervised performance (Table 6) which is very uncommon [138]). This seems to massively disturb the baseline zero-shot approach, whereas our approach appears more robust.

Besides these minor quantitative gains, the major upside of our technique is that all experiments (across all datasets, modalities, and model types) were based on the *same* set of stable, intermediate emotion representations—which may form the basis for entirely new applications (see §6.3)—and that prediction of alternative label formats (the zero-shot scenario) does not require external mapping components. Such components may be unavailable for specific formats due to the lack of training data where our encoder-decoder framework may still succeed in producing the respective outputs (“Additional Mapping Directions” in Table 5). In summary, the presented experiments indicate that our approach reaches its goal of increasing model interoperability and flexibility while retaining original performance levels.

6 ANALYSIS

This section aims at further elucidating the inner workings and future potential of our proposed encoder-decoder architecture and the emotion embeddings it produces.

6.1 Ablation Study

While we have shown above that our integrated interoperable approach yields mostly on-a-par performance compared with previous isolated non-interoperable approaches, it is

not exactly clear how this result was achieved. The following experiment seeks to generate further insights into the importance of the individual proposed techniques.

To get closer to this goal, we conducted three ablation variants of the above experiments. First, in the supervised setup, we evaluated our proposed model *without* applying emotion label augmentation. So the difference between the baseline and the experimental condition is really only the addition of the pre-trained label decoder. Second, also in the supervised scenario, we trained our model *not* with emotion label augmentation, but instead replaced it by *multi-task learning*, training it on both members of a dataset pair in parallel. Third, we evaluated the model trained *without* label augmentation in the zero-shot scenario. Table 7 summarizes the results, in terms of average performance over word, text, and image datasets, respectively.

We find that applying (no) label augmentation has only a minor effect on performance in the supervised scenario. Hence, decomposing the base model into a content encoder and a label decoder has only little immediate effect on prediction quality. In the zero-shot scenario, however, performance worsens dramatically without this technique. We can, thus, deduce that label augmentation indeed serves its purpose of increasing the ability of our framework to generate predictions for *all* considered label formats (i.e., increase the interoperability of a content encoder with all label encoders).

TABLE 7
Ablation Results

	Word	Text	Image
Supervised	.81	.69	.65
–label augmentation	.81	.68	.63
+multi-task learning	.82	.68	.59
Zero-Shot	.75	.48	.62
–label augmentation	.67	.37	.37

The model variant that uses multi-task learning rather than label augmentation improves on some but deteriorates on other datasets for an overall negative effect. This indicates that the synthetic data introduced by label augmentation work better than actual gold data from a different dataset (as is done with the multi-task approach). Closer inspection suggests that, again, the effect may be mediated by the robustness of the relationship between differently-formatted labels in the dataset pairs, e.g., the noisy relationship between VAD labels in ferVAD and BE7 labels in ferBE seem to severely reduce the performance of the multi-task approach. In contrast, the label augmentation technique is not so much affected, because the generated synthetic labels are based on the more robust training of the multi-way mapping model. Most importantly, label augmentation is superior to multi-task learning in that it does not rely on additional gold data, a requirement that is not always easy to fulfill.

6.2 Visualization of the Common Emotion Space

Next, we visually examine the structure of the shared emotion space underlying the above results. Recall from §3.1 that each label decoder consists of a single weight matrix W of shape (number of output emotion variables) \times (dimensionality of emotion space). Each row vector of W is thus associated with a single emotion variable and, when interpreted as a position vector, can be understood as the representation of that variable in the emotion space. We take these representations of emotion variables from all label decoders, project them onto the unit sphere, and subject them to principal component analysis (PCA) [156]. The first two principal components are shown in Fig. 6.

As can be easily seen, equivalent emotion variables from different label formats have highly similar positions. For example, the representations for Anger in different label formats closely agree with each other (differently shaped markers overlap). This suggests that the technique for soft parameter sharing proposed in §3.2 works as intended. Also note that other proximities of high face-validity (Contempt

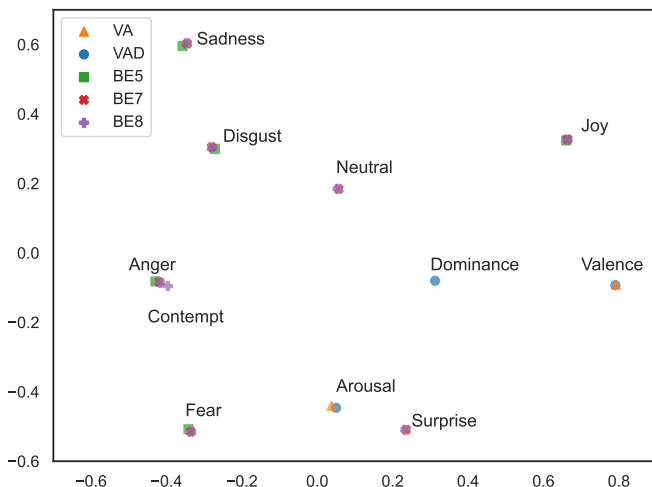


Fig. 6. Position of emotion variables in PCA space. Marker type indicates which label format an emotion variable belongs to.

being close to Anger; Joy being close to Valence) have emerged naturally from the data without explicit incentive.

As for the general structure of the space, we find that the first axis clearly differentiates between positive emotions (Valence, Joy, Surprise, and Dominance having above-zero values) and negative ones (Fear, Sadness, Anger, Contempt, and Disgust having below-zero values), while the second axis seems to be linked to Arousal (Sadness having the highest value whereas Fear, Arousal, and Surprise have the lowest ones). Interestingly, this finding (which also was not directly incentivized by our method) agrees with the classic psychological result from behavioral experiments that Valence (positive vs. negative) and Arousal are the most important variables to explain variance in perceived emotion between stimuli [46].

We point out that, once established, we can apply the same PCA transformation to any vector element of the emotion space, i.e., any embedding of any sample from any dataset employed above. Doing so for an illustrative selection of samples resulted in Fig. 1 (see §1). As can be seen, the relative positioning of the samples and variables shows high face validity—samples associated with similar feelings appear close to each other as well as to their akin variable, independent of different languages, genres, modalities and media. Note, for instance, how the English words *love* and *sad* and their Spanish counterparts *amor* and *triste* are positioned very close to each other, respectively. Since our work did neither include any kind of machine translation component nor multilingual word embeddings, this result is *solely* due to our shared embedding methodology, i.e., different content encoders assign similar emotion embeddings to these words because they evoke similar feelings in both languages.






6.3 Cross-Modal Emotion-Based Retrieval

Lastly, we want to illustrate the potential of our general emotion embeddings for retrieval-like applications. We computed and cached the emotion embeddings for each sample from each dataset using the respective content encoder trained in the supervised setting. Next, we computed a similarity matrix that stores the cosine similarity between each pair of samples independent of their domain, natural language or modality. This matrix can then be used to retrieve the *emotionally closest neighbors in a given dataset* when queried accordingly. This feature serves as an illustration for a cross-modal retrieval application based on emotional similarity (see Table 8). We used words as exemplary queries because they are convenient and intuitive to enter for a potential user while also expressing fine emotional nuances, thus allowing to effectively search for content of a specific emotional tonality in large unstructured databases. A related use case of our emotion embeddings may also be “emotional indexing” where the feeling associated with a piece of content is summarized via automatically selected index terms. Such an application could also serve to describe the emotional load of an image to visually impaired users.

7 DISCUSSION & CONCLUSIONS

We presented an approach that learns stable and interoperable representations of emotion from heterogeneous datasets.

TABLE 8
Emotion-Based Retrieval: Top Hits for English Word Queries in Different Content Types

Query	English Words	Spanish Words	English Headlines	Images
rollercoaster	infatuation fireworks lust	ascenso (promotion) ganar (to win) vencer (to overcome)	Baghdad plan is a success, Iraq prime minister tells Bush	
urine	rancid grime fungus	hediondo (foul) tiña (ringworm) vasallo (vassal)	Study: More kids exposed to online porn	
lonely	depressed burdened sad	triste (sad) posguerra (postwar) tristeza (sadness)	Equipment on Plane in Brazil Collision May Have Been Faulty	
terrified	scared danger fear	terrorismo (terrorism) guerra (war) asesinato (murder)	Iraqis fault delayed U.S. plan in attack	
rage	enraged anger angry	abuso (abuse) chantaje (blackmail) odio (hatred)	Cleric Said to Lose Reins Over Part of Iraqi Militia	

Our solution consists of two steps: First, we train a *Multi-Way Mapping Model* for the task of “translating” between different emotion label formats. While previous work for this task allowed to map between two sets of labels in *one* direction, our model is the first to allow *two-way* mappings between *multiple* label formats. This feature is due to an encoder-decoder architecture with an intermediate layer shared between *all* mapping directions that holds aforementioned emotion embeddings.

In the second step, we make use of these emotion embeddings for different content types via *Content Encoders*. With our newly proposed emotion label augmentation technique, we can use the Multi-Way Mapping Model as a teacher to train existing model architectures to predict emotion embeddings rather than labels for a piece of content, thus increasing the level of model abstraction at the representation layer. These embeddings can then be fed through the pre-processed decoder modules to yield predictions for a wide range of label formats. In our experiments, we have demonstrated for 16 datasets, including words and texts in different languages as well as images, that this approach widely increases the interoperability of existing emotion data without penalizing prediction quality. Further analyses provided evidence that the provisions we introduced worked as intended. In particular, our approach learns psychologically plausible and computationally valid representations of emotions in terms of emotion embeddings that are well suited to empower a range of novel applications, such emotion-based cross-modal and cross-lingual retrieval.

As far as limitations are concerned, it is important to point out that the two-step training process is rather complicated to apply. While it seems easy for other researchers to capitalize on the pre-trained Multi-Way Mapping Model as an off-the-shelves emotion embedding repository for their own experiments and applications, actually *fitting* this model (say, for new emotion label formats or media formats such as audio or video streams) comes with a lot of effort of compiling the required mapping datasets. This is especially true because there is currently no way of *adding* new label decoders to an existing mapping model. Thus, getting support for another label format requires training a

new mapping model which, in turn, requires re-training of all content encoders. More generally, we would like to point out that our proposed training process is *one* way of fitting the collective encoder-decoder model, but it is unlikely to be the *only* way how this can be done. Rather, we strongly encourage future work to devise new training methods for both the mapping model and the content encoders.

Another limitation of this work was the modest exploration of the hyperparameter space. The complexity of our experimental setup had us fall back on a rather simple strategy of hyperparameter selection—tuning the baseline model first on the respective dev set and then applying these settings for our proposed model as well. The drawback of this approach is that it very likely leads to sub-optimal results for the latter model. It should thus be possible to outperform our already satisfactory performance with relative ease, simply by spending more time on any particular content decoder. We also found in our development experiments that the training parameters of the multi-way mapping model have a large impact on the down-stream performance. Hence, a detailed analysis of the impact of different hyperparameter settings would be appreciated.

An important assumption of our work was that the quality of a content encoder would mainly depend on that of its respective base model, leading us to claim that the performance of our approach would “scale” with future developments in deep learning architectures. While our experimental results strongly suggest this to be true (in particular, by the small performance difference between baseline and proposed model in the supervised setting), it would really be advisable to test this claim more directly. One way of doing so would be an experiment where the quality of the base model architecture is gradually degraded (e.g., successively removing blocks from a transformer model) and where the resulting performance is then correlated with that of the corresponding content encoder of the same architecture, ideally in a setting of automated hyperparameter selection.

Besides the domain and the label format, another source of heterogeneity of emotion data is its “viewpoint”, e.g., distinguishing between the emotion of the *writer* of a piece of texts and its *reader*, or whether a system should predict

the emotion *depicted* in a face image or which emotion viewing this image is likely to *evoke*. These viewpoints lead to multiple—possibly diverging—labels for the same piece of content [151]. Even though not studied empirically, we believe that our framework is already well-equipped to handle these sorts of perspectival effects (e.g., also for movies [25], [34]). The solution we envision is to train distinct content encoders for each viewpoint, thus a piece of content can receive different positions within the emotion space and, by extension, different predicted labels, relative to the chosen encoder and viewpoint. Validating these considerations experimentally might also constitute a focus of future work.

Finally, it might be rewarding to further extend our framework to additional modalities, such as audio and video data, or bio-signals like heart rate, skin conductivity, respiration or even brain imaging as physiological correlates of emotions. While we see no technical reason why our techniques should fail to generalize to such data as well, demonstrating that they actually do would indeed constitute a major step forward in the endeavor to unify research activities in affective computing.

In conclusion, our method for learning abstract emotion representations generalizes over highly heterogeneous data sources and offers techniques for leveraging these representations in downstream prediction problems. Together, these contributions significantly increase the interoperability, reusability, and interpretability of emotion data, as our experiments on a wide range of datasets and our application example for emotion-based retrieval have shown. While it will be crucial to examine our framework both in more depth and breadth in future work, we believe this study offers a reasonable starting point towards the methodological unification of affective computing methodologies and technologies.

REFERENCES

- [1] P. Watzlawick, J. H. Beavin, and D. D. Jackson, *Pragmatics of Human Communication*. W. W. Norton, 1967.
- [2] D. Tang, F. Wei, B. Qin, N. Yang, T. Liu, and M. Zhou, "Sentiment embeddings with applications to sentiment analysis," *IEEE Transactions on Knowledge and Data Engineering*, vol. 28, no. 2, pp. 496–509, February 2016.
- [3] W. Jiao, H. Yang, I. King, and M. R. Lyu, "HiGRU : Hierarchical Gated Recurrent Units for utterance-level emotion recognition," in *NAACL-HLT 2019 — Proceedings of the 2019 Conference of the North American Chapter of the Association for Computational Linguistics: Human Language Technologies*, vol. 1: Long and Short Papers. Minneapolis, Minnesota, USA, June 2-7, 2019: Association for Computational Linguistics (ACL), 2019, pp. 397–406.
- [4] A. Yessenalina and C. Cardie, "Compositional matrix-space models for sentiment analysis," in *EMNLP 2011 — Proceedings of the 2011 Conference on Empirical Methods in Natural Language Processing*. Edinburgh, Scotland, U.K., 27-31 July 2011: Association for Computational Linguistics (ACL), 2011, pp. 172–182.
- [5] R. Socher, A. Perelygin, J. Y. Wu, J. Chuang, C. D. Manning, A. Y. Ng, and C. Potts, "Recursive deep models for semantic compositionality over a sentiment treebank," in *EMNLP 2013 — Proceedings of the 2013 Conference on Empirical Methods in Natural Language Processing*. Seattle, Washington, USA, October 18-21, 2013: Association for Computational Linguistics (ACL), 2013, pp. 1631–1642.
- [6] X. Zhu, H. Guo, and P. Sobhani, "Neural networks for integrating compositional and non-compositional sentiment in sentiment composition," in **SEM 2015 — Proceedings of the 4th Joint Conference on Lexical and Computational Semantics @ NAACL-HLT 2015*. Denver, Colorado, USA, June 4-5, 2015: Association for Computational Linguistics (ACL), 2015, pp. 1–9.
- [7] Y. Wang, W. Song, W. Tao, A. Liotta, D. Yang, X. Li, S. Gao, Y. Sun, W. Ge, W. Zhang, and W. Zhang, "A systematic review on affective computing: emotion models, databases, and recent advances," *Information Fusion*, vol. 83-84, pp. 19–52, July 2022.
- [8] K. Ezzameli and H. Mahersia, "Emotion recognition from unimodal to multimodal analysis: a review," *Information Fusion*, vol. 99, p. #101847, November 2023.
- [9] C. Navarretta, "Mirroring facial expressions and emotions in dyadic conversations," in *LREC 2016 — Proceedings of the 10th International Conference on Language Resources and Evaluation*. Portorož, Slovenia, 23-28 May 2016: European Language Resources Association (ELRA-ELDA), 2016, pp. 469–474.
- [10] F. Zhou, S. Kong, C. C. Fowlkes, T. Chen, and B. Lei, "Fine-grained facial expression analysis using dimensional emotion model," *Neurocomputing*, vol. 392, pp. 38–49, June 2020.
- [11] S. C. Leong, Y. M. Tang, C. H. Lai, and C. K. M. Lee, "Facial expression and body gesture emotion recognition: a systematic review on the use of visual data in affective computing," *Computer Science Review*, vol. 48, p. #100545, May 2023.
- [12] F. Noroozi, C. A. Corneanu, D. Kamińska, T. Sapiński, S. Escalera, and G. Anbarjafari, "Survey on emotional body gesture recognition," *IEEE Transactions on Affective Computing*, vol. 12, no. 2, pp. 505–523, April 2021.
- [13] M.-A. Mahfoudi, A. Meyer, T. Gaudin, A. Buendia, and S. Bouakaz, "Emotion expression in human body posture and movement: a survey on intelligible motion factors, quantification and validation," *IEEE Transactions on Affective Computing*, p. [Early Access; 24pp.], 2022.
- [14] P. Kralj Novak, J. Smailović, B. Sluban, and I. Mozetič, "Sentiment of emojis," *PLoS One*, vol. 10, no. 12, p. e0144296, December 2015.
- [15] A. A. M. Shoeb, S. Raji, and G. de Melo, "EMOTAG : towards an emotion-based analysis of emojis," in *RANLP 2019 — Proceedings of the 12th International Conference on "Recent Advances in Natural Language Processing: Natural Language Processing in a Deep Learning World"*. Varna, Bulgaria, 2-4 September, 2019: INCOMA Ltd., 2019, pp. 1094–1103.
- [16] A. Illendula and A. P. Sheth, "Multimodal emotion classification," in *The WEB Conference 2019. WWW 2019 — Companion Proceedings of the 28th International World Wide Web Conference*. San Francisco, California, USA, May 13-17, 2019: Association for Computing Machinery (ACM), 2019, pp. 439–449.
- [17] C. J. Hand, K. Burd, A. Oliver, and C. M. Robus, "Interactions between text content and emoji types determine perceptions of both messages and senders," *Computers in Human Behavior Reports*, vol. 8, p. #100242, December 2022.
- [18] S. Zhao, S. Wang, M. Soleymani, D. Joshi, and Q. Ji, "Affective computing for large-scale heterogeneous multimedia data: a survey," *ACM Transactions on Multimedia Computing, Communications, and Applications*, vol. 15, no. 3s, pp. #93 [93:1–93:32], December 2019.
- [19] M. B. Akçay and K. Oğuz, "Speech emotion recognition: emotional models, databases, features, preprocessing methods, supporting modalities, and classifiers," *Speech Communication*, vol. 116, pp. 56–76, January 2020.
- [20] Y. B. Singh and S. Goel, "A systematic literature review of speech emotion recognition approaches," *Neurocomputing*, vol. 492, pp. 245–263, July 2022.
- [21] J. de Lope and M. Graña, "An ongoing review of speech emotion recognition," *Neurocomputing*, vol. 528, pp. 1–11, April 2023.
- [22] D. Han, Y. Kong, J. Han, and G. Wang, "A survey of music emotion recognition," *Frontiers of Computer Science*, vol. 16, p. #166335, January 2022.
- [23] R. Panda, R. Malheiro, and R. P. Paiva, "Audio features for music emotion recognition: a survey," *IEEE Transactions on Affective Computing*, vol. 14, no. 1, pp. 68–88, January 2023.
- [24] S. Zhao, X. Yao, J. Yang, G. Jia, G. Ding, T.-S. Chua, B. W. Schuller, and K. Keutzer, "Affective image content analysis: two decades review and new perspectives," *IEEE Transactions on Pattern Analysis and Machine Intelligence*, vol. 44, no. 10, pp. 6729–6751, October 2022.
- [25] S. Wang and Q. Ji, "Video affective content analysis: a survey of state-of-the-art methods," *IEEE Transactions on Affective Computing*, vol. 6, no. 4, pp. 410–430, October 2015.
- [26] S. A. Abdu, A. H. Yousef, and A. Salem, "Multimodal video

- sentiment analysis using deep learning approaches, a survey," *Information Fusion*, vol. 76, pp. 204–226, December 2021.
- [27] X. Yang, S. Feng, D. Wang, and Y. Zhang, "Image-text multimodal emotion classification via multi-view attentional network," *IEEE Transactions on Multimedia*, vol. 23, pp. 4014–4026, November 2021.
- [28] L. Zhu, Z. Zhu, C. Zhang, Y. Xu, and X. Kong, "Multimodal sentiment analysis based on fusion methods: a survey," *Information Fusion*, vol. 95, pp. 306–325, July 2023.
- [29] M. A. Eid and H. Al Osman, "Affective haptics: current research and future directions," *IEEE Access*, vol. 4, pp. 26–40, February 2016.
- [30] E. Calvi, U. Quassolo, M. Massaia, A. Scandurra, B. D'Aniello, and P. D'Amelio, "The scent of emotions: a systematic review of human intra- and interspecific chemical communication of emotions," *Brain and Behavior*, vol. 10, no. 5, p. e01585, May 2020.
- [31] S. Chaffar and D. Z. Inkpen, "Using a heterogeneous dataset for emotion analysis in text," in *Advances in Artificial Intelligence. Canadian AI 2011 — Proceedings of the 24th Canadian Conference on Artificial Intelligence*, ser. Lecture Notes in Artificial Intelligence (LNAI), no. 6657. St. John's, Canada, May 25-27, 2011: Springer, 2011, pp. 62–67.
- [32] S. Tafreshi and M. T. Diab, "Emotion detection and classification in a multigenre corpus with joint multi-task deep learning," in *COLING 2018 — Proceedings of the 27th International Conference on Computational Linguistics: Main Conference*, Santa Fe, New Mexico, USA, August 20-26, 2018, pp. 2905–2913.
- [33] N. Chhaya, K. Chawla, T. Goyal, P. Chanda, and J. Singh, "Frustrated, polite or formal: quantifying feelings and tone in emails," in *PEOPLES 2018 — Proceedings of the 2nd Workshop on Computational Modeling of PEople's Opinions, PersonalItY, and Emotions in Social media @ NAACL-HLT 2018*. New Orleans, Louisiana, USA, June 6, 2018: Association for Computational Linguistics (ACL), 2018, pp. 76–86.
- [34] M. Muszynski, L. Tian, C. Lai, J. D. Moore, T. Kostoulas, P. Lombardo, T. Pun, and G. Chanel, "Recognizing induced emotions of movie audiences from multimodal information," *IEEE Transactions on Affective Computing*, vol. 12, no. 1, pp. 36–52, January 2021.
- [35] T. Eerola, "Are the emotions expressed in music genre-specific? An audio-based evaluation of datasets spanning classical, film, pop and mixed genres," *Journal of New Music Research*, vol. 40, no. 4, pp. 349–366, November 2011.
- [36] D. Griffiths, S. Cunningham, J. Weinel, and R. Picking, "A multi-genre model for music emotion recognition using linear regressors," *Journal of New Music Research*, vol. 50, no. 4, pp. 355–372, September 2021.
- [37] S. Poria, N. Majumder, R. Mihalcea, and E. H. Hovy, "Emotion recognition in conversation: research challenges, datasets, and recent advances," *IEEE Access*, vol. 7, pp. 100 943–100 953, August 2019.
- [38] Q. Gao, B. Cao, X. Guan, T. Gu, X. Bao, J. Wu, B. Liu, and J. Cao, "Emotion recognition in conversations with emotion shift detection based on multi-task learning," *Knowledge-Based Systems*, vol. 248, p. #108861, July 2022.
- [39] S. M. Mohammad and S. Kiritchenko, "WIKIART EMOTIONS : an annotated dataset of emotions evoked by art," in *LREC 2018 — Proceedings of the 11th International Conference on Language Resources and Evaluation*. Miyazaki, Japan, May 7-12, 2018: European Language Resources Association (ELRA), 2018, pp. 1225–1238.
- [40] K. K. Imbir and M. Gołab, "Affective reactions to music: norms for 120 excerpts of modern and classical music," *Psychology of Music*, vol. 45, no. 3, pp. 432–449, May 2017.
- [41] K. R. Scherer, "Psychological models of emotion," in *The Neuropsychology of Emotion*, J. C. Borod, Ed. Oxford University Press, 2000, pp. 137–162.
- [42] Z. Wang, S.-B. Ho, and E. Cambria, "A review of emotion sensing: categorization models and algorithms," *Multimedia Tools and Applications*, vol. 79, pp. 35 553–35 582, January 2020.
- [43] P. Ekman, "An argument for basic emotions," *Cognition and Emotion*, vol. 6, no. 3-4, pp. 169–200, 1992.
- [44] R. Plutchik, *Emotions: A Psychoevolutionary Synthesis*. Harper & Row, 1980.
- [45] A. Moors and K. R. Scherer, "The role of appraisal in emotion," in *Handbook of Cognition and Emotion*, M. D. Robinson, E. R. Watkins, and E. Harmon-Jones, Eds. The Guilford Press, 2013, ch. 8, pp. 135–155.
- [46] J. A. Russell and A. Mehrabian, "Evidence for a three-factor theory of emotions," *Journal of Research in Personality*, vol. 11, no. 3, pp. 273–294, September 1977.
- [47] M. M. Bradley and P. J. Lang, "Measuring emotion: the Self-Assessment Manikin and the semantic differential," *Journal of Behavior Therapy and Experimental Psychiatry*, vol. 25, no. 1, pp. 49–59, March 1994.
- [48] A. Mehrabian, "Pleasure-arousal-dominance: a general framework for describing and measuring individual differences in temperament," *Current Psychology*, vol. 14, no. 4, pp. 261–292, December 1996.
- [49] P. D. Turney and M. L. Littman, "Measuring praise and criticism: inference of semantic orientation from association," *ACM Transactions on Information Systems*, vol. 21, no. 4, pp. 315–346, October 2003.
- [50] S. M. Mohammad, "#emotional tweets," in *SEM 2012 — Proceedings of the 1st Joint Conference on Lexical and Computational Semantics. Vol. 1: Main Conference and the Shared Task. Vol. 2: SemEval 2012 — 6th International Workshop on Semantic Evaluation. Montréal, Québec, Canada, June 7-8, 2012: Association for Computational Linguistics (ACL), 2012, pp. 246–255.
- [51] S. Wang, A. Maolinyazi, X. Wu, and X. Meng, "EMO2VEC : learning emotional embeddings via multi-emotion category," *ACM Transactions on Internet Technology*, vol. 20, no. 2, pp. #13 (13:1–13:17), May 2020.
- [52] J. Hofmann, E. Troiano, K. Sassenberg, and R. Klinger, "Appraisal theories for emotion classification in text," in *COLING 2020 – Proceedings of the 28th International Conference on Computational Linguistics. [Barcelona, Spain.] December 8-13, 2020 (Virtual Event)*, 2020, pp. 125–138.
- [53] Y. Xie, R. Liang, Z. Liang, C. Huang, C. Zou, and B. W. Schuller, "Speech emotion classification using attention-based LSTM," *IEEE/ACM Transactions on Audio, Speech, and Language Processing*, vol. 27, no. 11, pp. 1675–1685, November 2019.
- [54] F. Burkhardt, A. Hacker, U. D. Reichel, H. Wierstorf, F. Eyben, and B. W. Schuller, "A comparative cross language view on acted databases portraying basic emotions utilising machine learning," in *LREC 2022 — Proceedings of the 13th International Conference on Language Resources and Evaluation*. Marseille, France, June 20-25, 2022: European Language Resources Association (ELRA), 2022, pp. 1917–1924.
- [55] T. Eerola and J. K. Vuoskoski, "A comparison of the discrete and dimensional models of emotion in music," *Psychology of Music*, vol. 39, no. 1, pp. 18–49, January 2011.
- [56] Y.-H. Yang and H. H. Chen, "Machine recognition of music emotion: a review," *ACM Transactions on Intelligent Systems and Technology*, vol. 3, no. 3, pp. #40 (40:1–40:30), May 2012.
- [57] Y.-L. Chen, C.-L. Chang, and C.-S. Yeh, "Emotion classification of YOUTUBE videos," *Decision Support Systems*, vol. 101, pp. 40–50, September 2017.
- [58] M. S. Akhtar, D. S. Chauhan, D. Ghosal, S. Poria, A. Ekbal, and P. Bhattacharyya, "Multi-task learning for multi-modal emotion recognition and sentiment analysis," in *NAACL-HLT 2019 — Proceedings of the 2019 Conference of the North American Chapter of the Association for Computational Linguistics: Human Language Technologies*, vol. 1: Long and Short Papers. Minneapolis, Minnesota, USA, June 2-7, 2019: Association for Computational Linguistics (ACL), 2019, pp. 370–379.
- [59] L. Li, X. Zhu, Y. Hao, S. Wang, X. Gao, and Q. Huang, "A hierarchical CNN-RNN approach for visual emotion classification," *ACM Transactions on Multimedia Computing, Communications, and Applications*, vol. 15, no. 3s, pp. #97 (97:1–97:17), December 2019.
- [60] R. Kosti, J. M. Alvarez, A. Recasens, and A. Lapedriza, "Context based emotion recognition using EMOTIC dataset," *IEEE Transactions on Pattern Analysis and Machine Intelligence*, vol. 42, no. 11, pp. 2755–2766, November 2020.
- [61] Y. R. Pandeya and J. Lee, "Deep learning-based late fusion of multimodal information for emotion classification of music video," *Multimedia Tools and Applications*, vol. 80, no. 2, pp. 2887–2905, January 2021.
- [62] S. Buechel and U. Hahn, "Emotion analysis as a regression problem: dimensional models and their implications on emotion representation and metrical evaluation," in *ECAI 2016 — Proceedings of the 22nd European Conference on Artificial Intelligence. Including PAIS 2016 — Prestigious Applications of Artificial Intelligence*, ser.

- Frontiers in Artificial Intelligence and Applications, vol. 2: Long Papers, no. 285. The Hague, The Netherlands, August 29 - September 2, 2016: IOS Press, 2016, pp. 1114–1122.
- [63] C. Wu, F. Wu, S. Wu, Z. Yuan, J. Liu, and Y. Huang, "Semi-supervised dimensional sentiment analysis with variational auto-encoder," *Knowledge-Based Systems*, vol. 165, pp. 30–39, February 2019.
- [64] Y.-C. Chang, W.-C. Yeh, Y.-C. Hsing, and C.-A. Wang, "Refined distributed emotion vector representation for social media sentiment analysis," *PLoS One*, vol. 14, no. 10, p. e0223317, October 2019.
- [65] K. Vishnubholta and S. M. Mohammad, "Tweet emotion dynamics: emotion word usage in tweets from US and Canada," in *LREC 2022 — Proceedings of the 13th International Conference on Language Resources and Evaluation*. Marseille, France, June 20–25, 2022: European Language Resources Association (ELRA), 2022, pp. 4162–4176.
- [66] S. Shah, S. Reddy, and P. Bhattacharyya, "Affective retrofitted word embeddings," in *AAACL-IJCNLP 2022 — Proceedings of the 2nd Conference of the Asia-Pacific Chapter of the Association for Computational Linguistics & 12th International Joint Conference on Natural Language Processing*, vol. 1: Long Papers. November 20–23, 2022 (Virtual Event): Association for Computational Linguistics (ACL), 2022, pp. 550–561.
- [67] G. A. Mendes and B. Martins, "Quantifying valence and arousal in text with multilingual pre-trained transformers," in *Advances in Information Retrieval. ECIR 2023 — Proceedings of the 45th European Conference on Information Retrieval Research*, ser. Lecture Notes in Computer Science (LNCS), no. 13980. Dublin, Ireland, April 2–6, 2023: Springer International Publishing, 2023, pp. 84–100.
- [68] W. Dai, D. Han, Y. Dai, and D. Xu, "Emotion recognition and affective computing on vocal social media," *Information & Management*, vol. 52, no. 7: Novel applications of social media analytics, pp. 777–788, November 2015.
- [69] Z. Zhang, B. Wu, and B. W. Schuller, "Attention-augmented end-to-end multi-task learning for emotion prediction from speech," in *ICASSP 2019 — Proceedings of the 2019 IEEE International Conference on Acoustics, Speech, and Signal Processing*. Brighton, UK, May 12–17, 2019: IEEE, 2019, pp. 6705–6709.
- [70] B. T. Atmaja and M. Akagi, "Dimensional speech emotion recognition from speech features and word embeddings by using multitask learning," *APSIPA Transactions on Signal and Information Processing*, vol. 9, p. e17 [12pp.], May 2020.
- [71] X. Wang, M. Peng, L. Pan, M. Hu, C. Jin, and F. Ren, "Two-level attention with two-stage multi-task learning for facial emotion recognition," *Journal of Visual Communication and Image Representation*, vol. 62, pp. 217–225, July 2019.
- [72] S. Zhao, H. Yao, Y. Gao, R. Ji, and G. Ding, "Continuous probability distribution prediction of image emotions via multitask shared sparse regression," *IEEE Transactions on Multimedia*, vol. 19, no. 3, pp. 632–645, March 2017.
- [73] M. Soleymani, S. Asghari-Esfeden, Y. Fu, and M. Pantic, "Analysis of EEG signals and facial expressions for continuous emotion detection," *IEEE Transactions on Affective Computing*, vol. 7, no. 1, pp. 17–28, January 2016.
- [74] Z. Guendil, Z. Lachiri, and C. Maaoui, "Computational framework for emotional VAD prediction using regularized Extreme Learning Machine," *International Journal of Multimedia Information Retrieval*, vol. 6, no. 3, pp. 251–261, September 2017.
- [75] P. Tzirakis, G. Trigeorgis, M. A. Nicolaou, B. W. Schuller, and S. Zafeiriou, "End-to-end multimodal emotion recognition using deep neural networks," *IEEE Journal of Selected Topics in Signal Processing*, vol. 11, no. 8, pp. 1301–1309, December 2017.
- [76] D. Nguyen, D. T. Nguyen, R. Zeng, T. T. Nguyen, S. N. Tran, T. Nguyen, S. Sridharan, and C. Fookes, "Deep auto-encoders with sequential learning for multimodal dimensional emotion recognition," *IEEE Transactions on Multimedia*, vol. 24, pp. 1313–1324, March 2022.
- [77] M. Abdul-Mageed and L. H. Ungar, "EMONET : fine-grained emotion detection with gated recurrent neural networks," in *ACL 2017 — Proceedings of the 55th Annual Meeting of the Association for Computational Linguistics*, vol. 1: Long Papers. Vancouver, British Columbia, Canada, July 30 – August 4, 2017: Association for Computational Linguistics, 2017, pp. 718–728.
- [78] O. Araque, L. Gatti, J. Staiano, and M. Guerini, "DEPECHEMOOD++ : a bilingual emotion lexicon built through simple yet powerful techniques," *IEEE Transactions on Affective Computing*, vol. 13, no. 1, pp. 496–507, January 2022.
- [79] A. C. Weidman, C. M. Steckler, and J. L. Tracy, "The jingle and jangle of emotion assessment: imprecise measurement, casual scale usage, and conceptual fuzziness in emotion research," *Emotion*, vol. 17, no. 2, pp. 267–295, March 2017.
- [80] K. Sailunaz, M. Dhaliwal, J. G. Rokne, and R. Alhaji, "Emotion detection from text and speech: a survey," *Social Network Analysis and Mining*, vol. 8, no. 1, pp. #28 (28:1–28:26), December 2018.
- [81] M. Swain, A. Routray, and P. Kabisatpathy, "Databases, features and classifiers for speech emotion recognition: a review," *International Journal of Speech Technology*, vol. 21, no. 1, pp. 93–120, March 2018.
- [82] S. Latif, R. Rana, S. Khalifa, R. Jurdak, J. Qadir, and B. W. Schuller, "Survey of deep representation learning for speech emotion recognition," *IEEE Transactions on Affective Computing*, vol. 14, no. 2, pp. 1634–1654, April 2023.
- [83] J. Shukla, M. Barreda-Ángeles, J. Oliver, G. C. Nandi, and D. Puig, "Feature extraction and selection for emotion recognition from electrodermal activity," *IEEE Transactions on Affective Computing*, vol. 12, no. 4, pp. 857–869, October 2021.
- [84] B. García-Martínez, A. Martínez-Rodrigo, R. Alcaraz, and A. Fernández-Caballero, "A review on nonlinear methods using electroencephalographic recordings for emotion recognition," *IEEE Transactions on Affective Computing*, vol. 12, no. 3, pp. 801–820, July 2021.
- [85] R. Harper and J. Southern, "A Bayesian deep learning framework for end-to-end prediction of emotion from heartbeat," *IEEE Transactions on Affective Computing*, vol. 13, no. 2, pp. 985–991, April 2022.
- [86] V. Hatzivassiloglou and K. R. McKeown, "Predicting the semantic orientation of adjectives," in *ACL-EACL '97 — Proceedings of the 35th Annual Meeting of the Association for Computational Linguistics & 8th Conference of the European Chapter of the Association for Computational Linguistics*. Madrid, Spain, 7–12 July 1997: Morgan Kaufmann, 1997, pp. 174–181.
- [87] S. Amir, R. F. Astudillo, W. Ling, B. Martins, P. C. M. J. Silva, and I. Trancoso, "INESC-ID : a regression model for large scale Twitter sentiment lexicon induction," in *SemEval 2015 — Proceedings of the 9th International Workshop on Semantic Evaluation @ NAACL-HLT 2015*. Denver, Colorado, USA, June 4–5, 2015: Curran Associates, Inc., 2015, pp. 613–618.
- [88] S. Rothe, S. Ebert, and H. Schütze, "Ultradense word embeddings by orthogonal transformation," in *NAACL-HLT 2016 — Proceedings of the 2016 Conference of the North American Chapter of the Association for Computational Linguistics: Human Language Technologies*. San Diego, California, USA, June 12–17, 2016: Association for Computational Linguistics (ACL), 2016, pp. 767–777.
- [89] M. Li, Q. Lu, Y. Long, and L. Gui, "Inferring affective meanings of words from word embedding," *IEEE Transactions on Affective Computing*, vol. 8, no. 4, pp. 443–456, October 2017.
- [90] S. Buechel and U. Hahn, "Word emotion induction for multiple languages as a deep multi-task learning problem," in *NAACL-HLT 2018 — Proceedings of the 2018 Conference of the North American Chapter of the Association for Computational Linguistics: Human Language Technologies*, vol. 1: Long Papers. New Orleans, Louisiana, USA, June 1–6, 2018: Association for Computational Linguistics (ACL), 2018, pp. 1907–1918.
- [91] P. Nandwani and R. Verma, "A review on sentiment analysis and emotion detection from text," *Social Network Analysis and Mining*, vol. 11, no. 1, pp. #81 [81:1–81:19], December 2021.
- [92] J. Deng and F. Ren, "A survey of textual emotion recognition and its challenges," *IEEE Transactions on Affective Computing*, vol. 14, no. 1, pp. 49–67, January 2023.
- [93] M. T. Taboada, J. Brooke, M. Tofiloski, K. Voll, and M. Stede, "Lexicon-based methods for sentiment analysis," *Computational Linguistics*, vol. 37, no. 2, pp. 267–307, June 2011.
- [94] S. M. Mohammad, S. Kiritchenko, and X. Zhu, "NRC-CANADA : building the state-of-the-art in sentiment analysis of tweets," in **SEM 2013 — Proceedings of the 2nd Joint Conference on Lexical and Computational Semantics. Volume 2: SemEval 2013 – 7th International Workshop on Semantic Evaluation*. Atlanta, Georgia, USA, June 14–15, 2013: Association for Computational Linguistics (ACL), 2013, pp. 321–327.
- [95] P. Zhong, D. Wang, and C. Miao, "Knowledge-enriched transformer for emotion detection in textual conversations," in

- EMNLP-IJCNLP 2019 — *Proceedings of the 2019 Conference on Empirical Methods in Natural Language Processing & 9th International Joint Conference on Natural Language Processing*. Hong Kong, China, November 3-7, 2019: Association for Computational Linguistics (ACL), 2019, pp. 165–176.
- [96] J.-B. Delbrouck, N. Tits, M. Brousmiche, and S. Dupont, “A transformer-based joint-encoding for emotion recognition and sentiment analysis,” in *Challenge-HML 2020 — Proceedings of the 2nd Grand Challenge and Workshop on Multimodal Language @ ACL 2020*. [Seattle, Washington, USA,] July 10, 2020 (Virtual Event): Association for Computational Linguistics (ACL), 2020, pp. 1–7.
- [97] S. Siriwardhana, A. Reis, R. Weerasekera, and S. Nanayakkara, “Jointly fine-tuning “BERT-like” self supervised models to improve multimodal speech emotion recognition,” in *INTER-SPEECH 2020 — Proceedings of the 21st Annual Conference of the International Speech Communication Association*. [Shanghai, China,] October 25-29, 2020 (Virtual Event). International Speech Communication Association (ISCA), 2020, pp. 3755–3759.
- [98] F. A. Acheampong, H. Nunoo-Mensah, and W. Chen, “Transformer models for text-based emotion detection: a review of BERT-based approaches,” *Artificial Intelligence Review*, vol. 54, pp. 5789–5829, 2021.
- [99] I. J. Goodfellow, D. Erhan, P. L. Carrier, A. C. Courville, M. Mirza, B. Hamner, W. Cukierski, Y. Tang, D. Thaler, D.-H. Lee, Y. Zhou, C. Ramaiah, F. Feng, R. Li, X. Wang, D. Athanasakis, J. Shave-Taylor, M. Milakov, J. Park, R. Ionescu, M. Popescu, C. Grozea, J. S. Bergstra, J. Xie, L. Romaszko, B. Xu, Z. Chuang, and Y. Bengio, “Challenges in representation learning: a report on three machine learning contests,” *Neural Networks*, vol. 64, no. Special Issue on “Deep Learning of Representations”, pp. 59–63, April 2015.
- [100] A. Mollahosseini, B. Hasani, and M. H. Mahoor, “AFFECTNET : a database for facial expression, valence, and arousal computing in the wild,” *IEEE Transactions on Affective Computing*, vol. 10, no. 1, pp. 18–31, January 2019.
- [101] W. Zhang, X. He, and W. Lu, “Exploring discriminative representations for image emotion recognition with CNNs,” *IEEE Transactions on Multimedia*, vol. 22, no. 2, pp. 515–523, February 2020.
- [102] L. Xu, Z. Wang, B. Wu, and S. Lui, “MDAN : Multi-level Dependent Attention Network for visual emotion analysis,” in *CVPR 2022 — Proceedings of the IEEE/CVF Conference on Computer Vision and Pattern Recognition*. New Orleans, Louisiana, USA, June 19-24, 2022 (Hybrid Event): IEEE Computer Society, 2022, pp. 9479–9488.
- [103] J. R. Saadon, F. Yang, R. Burgert, S. Mohammad, T. Gammel, M. Sepe, M. Rafailovich, C. B. Mikell, P. Polak, and S. Mofakham, “Real-time emotion detection by quantitative facial motion analysis,” *PLoS One*, vol. 18, no. 3, p. e0282730 [14pp.], March 2023.
- [104] S. Li and W. Deng, “Deep facial expression recognition: a survey,” *IEEE Transactions on Affective Computing*, vol. 13, no. 3, pp. 1195–1215, July 2022.
- [105] M. Jampour and M. Javidi, “Multiview facial expression recognition, a survey,” *IEEE Transactions on Affective Computing*, vol. 13, no. 4, pp. 2086–2105, October 2022.
- [106] N. Dalal and B. Triggs, “Histograms of oriented gradients for human detection,” in *CVPR 2005 — Proceedings of the 2005 IEEE Computer Society Conference on Computer Vision and Pattern Recognition*, vol. 1. San Diego, California, USA, 20-25 June 2005: IEEE Computer Society, 2005, pp. 886–893.
- [107] C. Shan, S. Gong, and P. W. McOwan, “Robust facial expression recognition using local binary patterns,” in *ICIP 2005 — Proceedings of the IEEE International Conference on Image Processing 2005*, vol. 2. Genova, Italy, 11-14 September 2005: IEEE, 2005, pp. 886–893.
- [108] D. G. Lowe, “Distinctive image features from scale-invariant keypoints,” *International Journal of Computer Vision*, vol. 60, no. 2, pp. 91–110, November 2004.
- [109] Q. Huang, C. Huang, X. Wang, and F. Jiang, “Facial expression recognition with grid-wise attention and visual transformer,” *Information Sciences*, vol. 580, pp. 35–54, November 2021.
- [110] F. Ma, B. Sun, and S. Li, “Facial expression recognition with visual transformers and attentional selective fusion,” *IEEE Transactions on Affective Computing*, vol. 14, no. 2, pp. 1236–1248, April 2023.
- [111] F. Xue, Q. Wang, Z. Tan, Z. Ma, and G. Guo, “Vision transformer with attentive pooling for robust facial expression recognition,” *IEEE Transactions on Affective Computing*, p. [ahead of print; 13pp.], 2023.
- [112] P. Xu, A. Madotto, C.-S. Wu, J. H. Park, and P. Fung, “EMO2VEC : learning generalized emotion representation by multi-task training,” in *WASSA 2018 – Proceedings of the 9th Workshop on Computational Approaches to Subjectivity, Sentiment and Social Media Analysis @ EMNLP 2018*. Brussels, Belgium, October 31, 2018: Association for Computational Linguistics (ACL), 2018, pp. 292–298.
- [113] M. Faruqui, J. Dodge, S. K. Jauhar, C. Dyer, E. H. Hovy, and N. A. Smith, “Retrofitting word vectors to semantic lexicons,” in *NAACL-HLT 2015 — Proceedings of the 2015 Conference of the North American Chapter of the Association for Computational Linguistics: Human Language Technologies*. Denver, Colorado, USA, May 31 - June 5, 2015: Curran Associates, Inc., 2015, pp. 1606–1615.
- [114] L.-C. Yu, J. Wang, K. R. Lai, and X. Zhang, “Refining word embeddings for sentiment analysis,” in *EMNLP 2017 — Proceedings of the 2017 Conference on Empirical Methods in Natural Language Processing*. Copenhagen, Denmark, September 9-11, 2017: Association for Computational Linguistics (ACL), 2017, pp. 534–539.
- [115] S. Khosla, N. Chhaya, and K. Chawla, “AFF2VEC : affect-distributional word representations,” in *COLING 2018 — Proceedings of the 27th International Conference on Computational Linguistics: Main Conference*, Santa Fe, New Mexico, USA, August 20-26, 2018, 2018, pp. 2204–2218.
- [116] S. Shah, S. Reddy, and P. Bhattacharyya, “Emotion enriched retrofitted word embeddings,” in *COLING 2022 — Proceedings of the 29th International Conference on Computational Linguistics*, Gyeongju, Republic of Korea, October 12-17, 2022 (and Virtual Event), 2022, pp. 4136–4148.
- [117] R. Shaptala, G. Kyselov, and A. Kyselova, “Neural dialogue system with emotion embeddings,” in *SAIC 2018 — Proceedings of the 2018 IEEE 1st International Conference on System Analysis & Intelligent Computing*. Kyiv, Ukraine, 8-12 October 2018: IEEE, 2018, pp. 146–149.
- [118] R. Gaonkar, H. Kwon, M. Bastan, N. Balasubramanian, and N. N. Chambers, “Modeling label semantics for predicting emotional reactions,” in *ACL 2020 — Proceedings of the 58th Annual Meeting of the Association for Computational Linguistics*. [Seattle, Washington, USA,] July 5-10, 2020 (Virtual Event): Association for Computational Linguistics (ACL), 2020, pp. 4687–4692.
- [119] X. Wang and C. Zong, “Distributed representations of emotion categories in emotion space,” in *ACL-IJCNLP 2021 — Proceedings of the 59th Annual Meeting of the Association for Computational Linguistics & 11th International Joint Conference on Natural Language Processing*, vol. 1: Long Papers. [Bangkok, Thailand,] August 1-6, 2021 (Virtual Event): Association for Computational Linguistics (ACL), 2021, pp. 2364–2375.
- [120] J. Han, Z. Zhang, Z. Ren, and B. W. Schuller, “EMOBED : strengthening monomodal emotion recognition via training with crossmodal emotion embeddings,” *IEEE Transactions on Affective Computing*, vol. 12, no. 3, pp. 553–564, July 2021.
- [121] B. Felbo, A. Mislove, A. Søgaard, I. Rahwan, and S. Lehmann, “Using millions of emoji occurrences to learn any-domain representations for detecting sentiment, emotion and sarcasm,” in *EMNLP 2017 — Proceedings of the 2017 Conference on Empirical Methods in Natural Language Processing*. Copenhagen, Denmark, September 9-11, 2017: Association for Computational Linguistics (ACL), 2017, pp. 1615–1625.
- [122] S. Park, J. Kim, S. Ye, J. Jeon, H. Y. Park, and A. H. Oh, “Dimensional emotion detection from categorical emotion,” in *EMNLP 2021 — Proceedings of the 2021 Conference on Empirical Methods in Natural Language Processing*. Punta Cana, Dominican Republic, November 7-11, 2021 (Hybrid Event): Association for Computational Linguistics (ACL), 2021, pp. 4367–4380.
- [123] I. Augenstein, S. Ruder, and A. Søgaard, “Multi-task learning of pairwise sequence classification tasks over disparate label spaces,” in *NAACL-HLT 2018 — Proceedings of the 2018 Conference of the North American Chapter of the Association for Computational Linguistics: Human Language Technologies*, vol. 1: Long Papers. New Orleans, Louisiana, USA, June 1-6, 2018: Association for Computational Linguistics (ACL), 2018, pp. 1896–1906.
- [124] D. Gao, F. Wei, W. Li, X. Liu, and M. Zhou, “Cross-lingual sentiment lexicon learning with bilingual word graph label propagation,” *Computational Linguistics*, vol. 41, no. 1, pp. 21–40, March 2015.
- [125] M. Abdalla and G. Hirst, “Cross-lingual sentiment analysis with-

- out (good) translation,” in *IJCNLP 2017 — Proceedings of the 8th International Joint Conference on Natural Language Processing*, vol. 1: Long Papers. Taipei, Taiwan, November 27 - December 1, 2017: Asian Federation of Natural Language Processing, 2017, pp. 506–515.
- [126] J. C. Barnes, R. Klinger, and S. Schulte im Walde, “Bilingual sentiment embeddings: joint projection of sentiment across languages,” in *ACL 2018 — Proceedings of the 56th Annual Meeting of the Association for Computational Linguistics*, vol. 1: Long Papers. Melbourne, Victoria, Australia, July 15-20, 2018: Association for Computational Linguistics (ACL), 2018, pp. 2483–2493.
- [127] J. Devlin, M.-W. Chang, K. Lee, and K. N. Toutanova, “BERT : pre-training of deep bidirectional transformers for language understanding,” in *NAACL-HLT 2019 — Proceedings of the 2019 Conference of the North American Chapter of the Association for Computational Linguistics: Human Language Technologies*, vol. 1: Long and Short Papers. Minneapolis, Minnesota, USA, June 2-7, 2019: Association for Computational Linguistics (ACL), 2019, pp. 4171–4186.
- [128] S. Lamprinidis, F. Bianchi, D. Hardt, and D. Hovy, “UNIVERSAL JOY : a data set and results for classifying emotions across languages,” in *WASSA 2021 — Proceedings of the 11th Workshop on Computational Approaches to Subjectivity, Sentiment and Social Media Analysis @ EACL 2021*. [Kyiv, Ukraine,] April 19, 2021 (Virtual Event): Association for Computational Linguistics (ACL), 2021, pp. 62–75.
- [129] T. Pires, E. Schlinger, and D. Garrette, “How multilingual is Multilingual BERT?” in *ACL 2019 — Proceedings of the 57th Annual Meeting of the Association for Computational Linguistics*. Florence, Italy, July 28 - August 2, 2019: Association for Computational Linguistics (ACL), 2019, pp. 4996–5001.
- [130] A. B. Zadeh, M. Chen, S. Poria, E. Cambria, and L.-P. Morency, “Tensor fusion network for multimodal sentiment analysis,” in *EMNLP 2017 — Proceedings of the 2017 Conference on Empirical Methods in Natural Language Processing*. Copenhagen, Denmark, September 9-11, 2017: Association for Computational Linguistics (ACL), 2017, pp. 1103–1114.
- [131] S. Poria, D. Hazarika, N. Majumder, G. Naik, E. Cambria, and R. Mihalcea, “MELD : a multimodal multi-party dataset for emotion recognition in conversations,” in *ACL 2019 — Proceedings of the 57th Annual Meeting of the Association for Computational Linguistics*. Florence, Italy, July 28 - August 2, 2019: Association for Computational Linguistics (ACL), 2019, pp. 527–536.
- [132] Y. Liang, F. Meng, Y. Zhang, Y. Chen, J. Xu, and J. Zhou, “Emotional conversation generation with heterogeneous graph neural network,” *Artificial Intelligence*, vol. 308, p. #103714, July 2022.
- [133] L. A. M. Bostan and R. Klinger, “An analysis of annotated corpora for emotion classification in text,” in *COLING 2018 — Proceedings of the 27th International Conference on Computational Linguistics: Main Conference*, Santa Fe, New Mexico, USA, August 20-26, 2018, 2018, pp. 2104–2119.
- [134] J. F. Sánchez-Rada and C. A. Iglesias, “ONYX : a Linked Data approach to emotion representation,” *Information Processing & Management*, vol. 52, no. 1 (Special Issue on Emotion and Sentiment in Social and Expressive Media), pp. 99–114, January 2016.
- [135] F. Burkhardt, C. Pelachaud, B. W. Schuller, and E. Zovato, “EMOTIONML,” in *Multimodal Interaction with W3C Standards. Toward Natural User Interfaces to Everything*, D. A. Dahl, Ed. Springer, 2017, pp. 65–80.
- [136] M. Baldoni, C. Baroglio, V. Patti, and P. Rena, “From tags to emotions: ontology-driven sentiment analysis in the social Semantic Web,” *Intelligenza Artificiale — The International Journal of the AI*IA*, vol. 6, no. 1, pp. 41–54, 2012.
- [137] V. Francisco and P. Gervás, “EMOTAG : an approach to automated mark-up of emotions in texts,” *Computational Intelligence*, vol. 29, no. 4, pp. 680–721, November 2013.
- [138] S. Buechel and U. Hahn, “Emotion representation mapping for automatic lexicon construction (mostly) performs on human level,” in *COLING 2018 — Proceedings of the 27th International Conference on Computational Linguistics*, Santa Fe, New Mexico, USA, August 20–26, 2018, 2018, pp. 2892–2904.
- [139] L. De Bruyne, P. Atanasova, and I. Augenstein, “Joint emotion label space modeling for affect lexica,” *Computer Speech and Language*, vol. 71, p. #10125, January 2022.
- [140] S. Ruder, “An overview of multi-task learning in deep neural networks,” 2017, arXiv:1706.05098.
- [141] M. M. Bradley and P. J. Lang, “Affective Norms for English Words (ANEW): Stimuli, Instruction Manual and Affective Ratings,” The Center for Research in Psychophysiology, University of Florida, Gainesville, Florida, USA, Tech. Rep. C-1, 1999.
- [142] R. A. Stevenson, J. A. Mikels, and T. W. James, “Characterization of the Affective Norms for English Words by discrete emotional categories,” *Behavior Research Methods*, vol. 39, no. 4, pp. 1020–1024, November 2007.
- [143] H. Stadthagen-González, C. Imbault, M. A. Pérez-Sánchez, and M. Brysbært, “Norms of valence and arousal for 14,031 Spanish words,” *Behavior Research Methods*, vol. 49, no. 1, pp. 111–123, February 2017.
- [144] H. Stadthagen-González, P. Ferré, M. A. Pérez-Sánchez, C. Imbault, and J. A. Hinojosa, “Norms for 10,491 Spanish words for five discrete emotions: happiness, disgust, anger, fear, and sadness,” *Behavior Research Methods*, vol. 50, no. 5, pp. 1943–1952, October 2018.
- [145] M. L.-H. Võ, M. Conrad, L. Kuchinke, K. Urton, M. J. Hofmann, and A. M. Jacobs, “The Berlin Affective Word List Reloaded (BACL-R),” *Behavior Research Methods*, vol. 41, no. 2, pp. 534–538, May 2009.
- [146] B. B. Briesemeister, L. Kuchinke, and A. M. Jacobs, “Discrete Emotion Norms for Nouns: Berlin Affective Word List (DENN-BACL),” *Behavior Research Methods*, vol. 43, no. 2, pp. 441–448, June 2011.
- [147] M. Riegel, M. Wierzba, M. Wypych, Ł. Żurawski, K. Jednoróg, A. Grabowska, and A. Marchewka, “Nencki Affective Word List (NAWL): the cultural adaptation of the Berlin Affective Word List–Reloaded (BACL-R) for Polish,” *Behavior Research Methods*, vol. 47, no. 4, pp. 1222–1236, December 2015.
- [148] M. Wierzba, M. Riegel, M. Wypych, K. Jednoróg, P. Turnau, A. Grabowska, and A. Marchewka, “Basic Emotions in the Nencki Affective Word List (NAWL BE) : new method of classifying emotional stimuli,” *PLoS One*, vol. 10, no. 7, p. e0132305, July 2015.
- [149] A. Kapucu, A. Kılıç, Y. Özkılıç, and B. Sarıbaz, “Turkish emotional word norms for arousal, valence, and discrete emotion categories,” *Psychological Reports*, vol. 124, no. 1, pp. 188–209, February 2021.
- [150] C. Strapparava and R. Mihalcea, “SemEval-2007 Task 14: Affective Text,” in *SemEval 2007 – Proceedings of the 4th International Workshop on Semantic Evaluations @ ACL 2007*. Prague, Czech Republic, June 23-24, 2007: Association for Computational Linguistics (ACL), 2007, pp. 70–74.
- [151] S. Buechel and U. Hahn, “EMOBANK : studying the impact of annotation perspective and representation format on dimensional emotion analysis,” in *EACL 2017 – Proceedings of the 15th Conference of the European Chapter of the Association for Computational Linguistics*, vol. 2: Short Papers. Valencia, Spain, April 3-7, 2017: Association for Computational Linguistics (ACL), 2017, pp. 578–585.
- [152] E. Grave, P. Bojanowski, P. Gupta, A. Joulin, and T. Mikolov, “Learning word vectors for 157 languages,” in *LREC 2018 — Proceedings of the 11th International Conference on Language Resources and Evaluation*. Miyazaki, Japan, May 7-12, 2018: European Language Resources Association (ELRA), 2018, pp. 3483–3487.
- [153] T. Wolf, L. Debut, V. Sanh, J. Chaumond, C. Delangue, A. Moi, P. Cistac, T. Rault, R. Louf, M. Funtowicz, J. Davison, S. Shleifer, P. von Platen, C. Ma, Y. Jernite, J. Plu, C. Xu, T. Le Scao, S. Gugger, M. Drame, Q. Lhoest, and A. M. Rush, “[Huggingface’s] Transformers: state-of-the-art natural language processing,” in *EMNLP 2020 — Proceedings of the 2020 Conference on Empirical Methods in Natural Language Processing: Systems Demonstrations*. November 16-20, 2020 (Virtual Event): Association for Computational Linguistics (ACL), 2020, pp. 38–45.
- [154] K. He, X. Zhang, S. Ren, and J. Sun, “Deep residual learning for image recognition,” in *CVPR 2016 — Proceedings of the 29th IEEE Conference on Computer Vision and Pattern Recognition*. Las Vegas, Nevada, USA, 26 June - 1 July 2016: IEEE Computer Society, 2016, pp. 770–778.
- [155] J. Deng, W. Dong, R. Socher, L.-J. Li, K. Li, and F.-F. Li, “IMAGENET : a large-scale hierarchical image database,” in *CVPR 2009 — Proceedings of the IEEE Conference on Computer Vision and Pattern Recognition*. Miami, Florida, USA, 20-25 June 2009: IEEE Computer Society, 2009, pp. 248–255.
- [156] I. T. Jolliffe, *Principal Component Analysis*, 2nd ed. Springer, 2002.