

Full Duplex Joint Communications and Sensing for 6G: Opportunities and Challenges

Chandan Kumar Sheemar, Sourabh Solanki, George C. Alexandropoulos,
Eva Lagunas, Jorge Querol, Symeon Chatzinotas, and Björn Ottersten

Abstract—The paradigm of joint communications and sensing (JCAS) envisions a revolutionary integration of communication and radar functionalities within a unified hardware platform. This novel concept not only opens up unprecedented interoperability opportunities, but also exhibits unique design challenges. To this end, the success of JCAS is highly dependent on efficient full-duplex (FD) operation, which has the potential to enable simultaneous transmission and reception within the same frequency band. While JCAS research is lately expanding, there still exist relevant directions of investigation that hold tremendous potential to profoundly transform the sixth generation (6G), and beyond, cellular networks. This article presents new opportunities and challenges brought up by FD-enabled JCAS, taking into account the key technical peculiarities of FD systems. Unlike simplified JCAS scenarios, we delve into the most comprehensive configuration, encompassing uplink and downlink users, as well as monostatic and bistatic radars, all harmoniously coexisting to jointly push the boundaries of both communications and sensing. The performance improvements resulting from this advancement bring forth numerous new challenges, each meticulously examined and expounded upon.

I. INTRODUCTION

IN the ever-evolving landscape of wireless communication technologies, the eagerly awaited sixth-generation (6G) emerges as a means of transformative advancement [1], marking a pivotal shift in connectivity. In contrast to its predecessor, 6G promises to provide outstanding speeds, unmatched low latency, and a multitude of innovative applications. The symbiotic relationship between joint communication and sensing (JCAS) technologies is set to play an integral role in 6G [2], to address the quandary of spectral congestion by devising highly efficient systems that synergistically harness both communications and sensing capabilities within the same frequency bands and shared hardware architectures [3].

To engage in simultaneous transmissions and receptions, the next-generation JCAS systems will have to rely on in-band full-duplex (FD) operation [4]. This advanced approach allows the system to transmit and receive signals on the same time and frequency resources, significantly enhancing spectrum efficiency and enabling tighter integration of communication and sensing functionalities [5]. This opens up new possibilities for improved system performance, particularly in applications that demand high-speed communication alongside precise sensing.

The authors Chandan Kumar Sheemar, Sourabh Solanki, Eva Lagunas, Jorge Querol, Symeon Chatzinotas, and Björn Ottersten are with the Interdisciplinary Centre for Security Reliability and Trust, University of Luxembourg (email: {name.surname}@uni.lu). George C. Alexandropoulos is with the National and Kapodistrian University of Athens, Greece (email: alexandg@di.uoa.gr)

Implementing this technology will revolutionize numerous fields such as autonomous systems, Internet of Things (IoT) smart infrastructure, and next-generation wireless networks, delivering unparalleled efficiency and functionality.

However, FD JCAS systems face a significant challenge in self-interference (SI), where the transmitted signal can overpower the received signal by as much as 90–110 dB [4]. Overcoming this requires a comprehensive self-interference cancellation (SIC) strategy involving three stages: passive suppression, analog cancellation, and digital cancellation [6]. Passive suppression reduces interference through hardware-based techniques like strategic antenna placement, shields, and circulators to isolate the transmit and receive paths. Analog cancellation follows by subtracting the transmitted signal in the radio frequency (RF) domain using methods such as replica generation with channel estimation, phase alignment, and adaptive filters. Finally, digital cancellation in the baseband applies advanced signal processing techniques, including adaptive filtering, nonlinear cancellation to address hardware distortions, which can also be combined with adaptive SI modelling. Together, these techniques can enable FD JCAS systems to effectively mitigate SI, unlocking their potential for simultaneous transmission and reception with high spectral efficiency and performance.

A. Related Works

The persistent efforts within the research community in recent years are making this speculative technology increasingly attainable. Some excellent research articles on FD JCAS are available in [7]–[15]. In [7], the authors propose a novel beamforming design to achieve a desirable signal-to-interference-plus-noise-ratio (SINR) by minimizing the Cramer-Rao Bound (CRB). The work in [8] proposes an FD JCAS scheme that leverages the waiting time in conventional pulsed radar systems to transmit dedicated communication signals. This design significantly enhances communication spectrum efficiency and improves target detection probability. In [9], the authors present an FD JCAS with multiple downlink (DL) and uplink (UL) users and sensing. The optimization problems are formulated with two objectives: minimizing power consumption and maximizing the sum rate. However, it is important to note that the system model is simplified, as the co-channel interference from UL users impinging on the targets is treated as pure interference and its contribution at the DL users is ignored. In [10], the authors propose a joint transmit and receive beamforming design for FD JCAS. However, it

Reference	Year	Type	Sensing	Users	Proposed solution	Paper Type
[7]	2021	FD	Monostatic	Multi-Users DL	Formulate optimization problems to minimize the CRB, subject to individual SINR constraints for the users and the transmit power	Technical
[8]	2022	FD	Monostatic	Single users DL	A low complexity waveform design for FD JCAS is proposed and the probability of detection and the ambiguity function are derived for sensing	Technical
[9]	2023	FD	Monostatic	Multi-Users in DL & UL	Closed form receive beamformers to maximize the SINR of target detection and the SINRs of UL user are derived with respect to the BS transmit beamforming and the user transmit power	Technical
[10]	2023	FD	Monostatic	Single-User in DL & UL	Joint beamforming design is proposed for maximize the communication rate and the transmit and receive radar beam-pattern power at the target.	Technical
[11]	2021	FD	Monostatic	Multi-Users in DL	A joint design is proposed to maximize the beamformed power at the sensing direction while constraining the beamformed power at the communication directions.	Technical
[12]	2022	FD	Monostatic	Single-User DL	OFDM based hybrid beamforming design is proposed to estimate the DoA, range, and relative velocity of radar targets while maximizing the DL communication rate.	Technical
[13]	2023	FD	Monostatic	Single-User DL	Joint beamforming for reconfigurable intelligent surfaces assisted FD JCAS.	Technical
[14]	2023	FD	Monostatic	Single-User UL	A novel processing method is proposed to remove the interference of UL communication to echo sensing signal processing without reducing the reliability of UL communication.	Technical

TABLE I: Summary of recent works on FD JCAS.

is noteworthy that the design is limited to a single UL and DL user. Furthermore, the impact of interference generated by the UL user on the DL user and the sensing target is ignored. In [11], a novel hybrid beamforming design for FD JCAS with only DL users and a single sensing target in the millimeter-wave band is proposed. In [12], FD JCAS with hybrid beamforming, exploiting Orthogonal Frequency Division Multiplexing (OFDM) waveforms for DL users and sensing targets, is proposed. In [13], we present a joint beamforming design for FD JCAS with reconfigurable intelligent surfaces (RISs), a single DL user, and a single sensing target. In [14], a joint estimation procedure for UL data symbols and DL sensing parameters is proposed. Finally, in [15], the authors discuss the potential of FD JCAS and present over-the-air radio frequency (RF) measurements, showcasing the feasibility of such technology.

It is worth noting that the research papers [7]–[14] are technical works which address one specific problem. The key findings and the differences among them are highlighted in Table I. Note that only the works [9], [10] focus both UL and DL users, but in both works the co-channel-interference generated from UL users towards the DL users is ignored. For sensing, the UL signal impinging on the target is ignored in [9] and [10] treats it as undesired interference. The only research magazine article focused on the long-term vision of FD JCAS is [15]. However, the main focus of this work is millimeter wave band where the authors discussed new use cases and focused on the multi-beam design and waveform optimization for FD JCAS, for which over-the-air results were also presented.

In this article, we take a comprehensive approach to FD-enabled JCAS, integrating a multi-user UL and DL system with sensing capabilities. Our analysis considers all significant types of interference, including SI, multi-user interference, and co-channel interference generated by UL users, which

impact DL users and the sensing target as well. This holistic perspective provides a thorough understanding of the practical challenges and potential solutions for optimizing performance in such systems. First, we emphasize the key benefits of adopting this holistic approach, which drives significant advancements across three critical research directions. Additionally, we explore how co-channel interference—typically overlooked in the literature—can be leveraged to create multi-bistatic radar systems, with the number of UL users corresponding to the number of bistatic radars. This approach can lead to substantial improvements in sensing performance. Subsequently, to stimulate further research on practical FD JCAS systems, we highlight novel challenges that need to be addressed. Finally, numerical results are presented to demonstrate the potential of combining monostatic sensing with multiple bistatic radars, resulting in significant performance enhancements.

Paper Organization: The following Section II presents the current state-of-the-art in JCAS systems and the resulting opportunities. Sections III and IV discuss the key features of FD-enabled JCAS, its open challenges, as well as indicative numerical investigations. Finally, Section V includes the article’s concluding remarks.

II. FD-ENABLED JCAS FOR FUTURE WIRELESS NETWORKS

This section initially presents the JCAS scenarios commonly considered in the literature, which are graphically summarized in Fig. 1.

A. State-of-the-Art Deployment Scenarios

1) *Case A:* As illustrated in Fig. 1a, this case refers to the JCAS configuration according to which, both communications and sensing operations are integrated into a fixed DL mode. This is, so far, the most widely investigated case in the literature [7], [8], [11]–[13], where data streams are

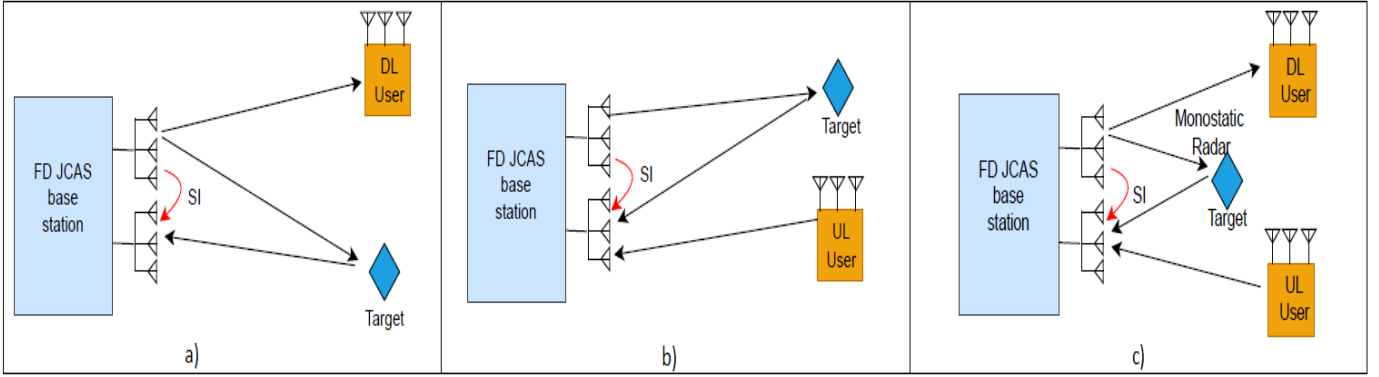


Fig. 1: Benchmark JCAS architectures: a) FD JCAS with monostatic radar sensing and DL user only; b) FD JCAS with monostatic radar sensing and UL user only; and c) FD JCAS with monostatic radar sensing and one UL and one DL user.

transmitted to the users in the DL direction, and the receiver (Rx), which is co-located with the transmitter (Tx) at the base station (BS), takes advantage of its received reflections of the DL signal to effectively detect and analyze targets within the designated sensing area. Through meticulous analysis of these reflections, which involves examining parameters such as the signal strength, delay, phase, and frequency content, the Rx can extract vital information about the targets present in the BS's vicinity. This estimated information enables the BS to ascertain the presence, location, distance, and movement of targets, thereby facilitating JCAS functionality. However, a significant challenge to achieve this type of deployment is the SI signals. To this end, advanced SIC techniques that effectively mitigate SI power, while preserving the received reflections, become crucial for enabling this JCAS deployment scenario.

2) *Case B*: In contrast to the previous cases, the JCAS scenario, as shown in Fig. 1b and recently proposed in [14], implements the sensing functionality in a monostatic fashion while limiting the communication functionality to the half-duplex (HD) mode, where only UL data transmission is considered. In this case, the total received signal at the FD BS is a superposition of the sensing signal and the UL communication data symbols and the SI. Despite its promising potential, this approach requires the development of novel signal-processing techniques capable of jointly processing the total received signal. Namely, they must efficiently separate and decode the two types of signals, ensuring that the FD BS can simultaneously perform accurate sensing while extracting the UL communication information. This dual functionality introduces a significant challenge in terms of signal separation, noise reduction, and overall system optimization, but if successfully implemented, it could lead to substantial improvements in system efficiency and functionality.

3) *Case C*: This case, as depicted in Fig. 1c, is the generic scenario where the FD JCAS system includes both UL and DL users while only monostatic sensing is considered. Namely, only the reflections of the signal transmitted from the FD JCAS BS are used for sensing purpose and UL signal is not leveraged for sensing with bistatic radar in [9], [10]. The exclusion of UL signals for sensing in this case simplifies the system design

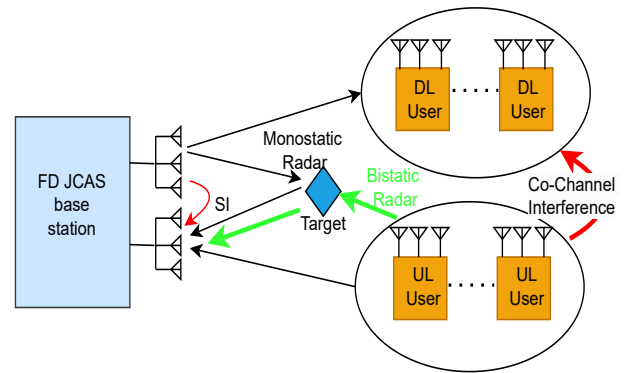


Fig. 2: The proposed JCAS system comprises a FD BS, UL and DL users, with one monostatic and multiple bistatic radars.

but limits the overall sensing capability. Without leveraging the UL signals for sensing, the system cannot fully exploit the potential of bistatic radar, which uses signals from both the BS and the UL users to enhance detection accuracy, resolution, and range. The absence of this additional data reduces the amount of spatial information available for sensing, potentially leading to less accurate target localization or a reduced ability to detect weak or distant targets. Moreover, excluding UL signals from sensing may limit the system's ability to perform in dynamic environments where the additional diversity of signals would improve robustness and detection performance.

B. Proposed FD-Enabled JCAS Scenario

The proposed JCAS scenario, illustrated in Fig. 2, encompasses multiple UL and DL users that are served by an FD BS, which simultaneously implements monostatic and multi-bistatic radar sensing operations. The former sensing operation is based on the received reflections from target(s) of the DL signals at the BS's Rx, while each latter one leverages the received reflections of each UL signal at the Rx after bouncing off the target(s). In the sequel, we present the advantages of this FD-enabled JCAS system in comparison with the previous state-of-the-art cases.

1) *Two-Fold Spectral Efficiency Gain for a Multi-User System and Improved Sensing*: Conventional JCAS systems,

while capable of SI cancellation to enable concurrent communications and sensing, typically operate in a HD mode for data transmission or adopt a FD setup by ignoring co-channel interference. Consequently, the achievable spectral efficiency of communications is limited—either due to the alternate use of the frequency band in HD systems or because FD setups fail to account for the true impact of co-channel interference. In contrast, the FD-enabled JCAS system proposed in this work takes a comprehensive approach by considering all types of interference. This enables an accurate analysis of the true achievable gains in spectral efficiency. Under the assumption of ideal SI and co-channel interference cancellation, the system can theoretically achieve a two-fold increase in spectral efficiency. Furthermore, this framework proposes leveraging the signaling from UL users to enhance sensing performance in the FD JCAS system. This represents a significant advancement compared to existing literature, as it allows for the combined utilization of the monostatic with multiple bistatic radar configurations, as many are the number of UL users. Consequently, such an approach fully exploits the potential of the system to achieve superior communication and sensing performance.

2) *Low Latency Multi-Users Communications and Sensing:* The proposed FD-enabled JCAS system advances low-latency multi-user communications and sensing by allowing simultaneous UL and DL transmissions over the same frequency band, eliminating the delays inherent in traditional HD systems. This capability significantly reduces latency to the limits of computational and propagation delays while maintaining continuous radar echo processing for real-time situational awareness. By integrating real-time radar sensing, the system dynamically optimizes communication parameters, such as beamforming and interference management, ensuring robust and low-latency communication even in high-mobility or obstacle-rich environments. Furthermore, the system collects data from multiple radar sources, including UL users acting as additional bistatic radars at a single receiver, which enhances robustness by mitigating blind spots, improving environmental mapping accuracy, and providing redundancy. This capability supports low-latency communications in highly dynamic environments, as the proposed sensing approach can track even very small real-time variations with increased robustness.

3) *Secure Communications and Sensing:* The simultaneous UL and DL operations offered by the proposed FD-enabled JCAS system provide the opportunity to leverage the generation of artificial or structured noise from limited sources to reinforce both sensing and data transmissions. For instance, during DL data transmission, the deliberate generation of artificial or structured noise by a few UL users can prove effective in safeguarding the transmitted data and sensing information. This provides an additional layer of protection against unauthorized recipients who seek to intercept and decrypt the transmitted information. The deliberate introduction of controlled artificial noise effectively obfuscates the transmitted data, significantly impeding the ability of eavesdroppers to gain access to sensitive information. From a sensing perspective, artificial noise serves the purpose of concealing the original sensing signals, making it challenging

for unauthorized users to extract specific details regarding the sensing parameters. The structure of the noise must be shared with the users and radar receivers so that they can effectively eliminate its contribution and accurately estimate the received signals.

III. CHALLENGES WITH FD-ENABLED JCAS

To harness the full potential of the FD JCAS system depicted in Fig. 2, several new challenges arise that call for long-term research. In this section, we provide a comprehensive overview of these new challenges, outlining their intricacies and importance.

A. Waveform Design and Beamforming

The introduction of JCAS with UL and DL users brings about a series of unique and complex challenges in the realm of waveform and beamforming design. This is primarily due to the distinct operational characteristics of the types of radar involved in the system. The FD JCAS node operates as a monostatic radar, while the UL users function as multiple bistatic radars. The joint coexistence of these monostatic and bistatic radar systems necessitates the development of innovative approaches to jointly design the waveforms for both radars with the objective of ensuring that both systems work in harmony, leveraging their respective strengths to enhance overall sensing performance. From the beamforming perspective, novel challenges arise due to the simultaneous UL and DL operations of the users, while performing sensing jointly at the receiver end. On the DL side, the beamformers for the DL users must be designed while being SI aware. This can be achieved by exploiting the properties of the MIMO SI channel. On the UL side, each UL user generates co-channel interference towards the DL users due to the opposite transmit direction. Consequently, the beamformers of the UL users should be co-channel aware as well. Moreover, the design of beamformers should not only focus on interference-related aspects but should also incorporate considerations of sensing performance. Metrics such as Cramér-Rao bound (CRB), mean squared error (MSE), Probability of Detection (PD), and False Alarm Rate (FAR) will play a crucial role in assessing the efficacy of the beamforming solution for JCAS.

B. Channel State Estimation

The acquisition of channel state information (CSI) poses a significant obstacle in FD JCAS systems. Firstly, there is a need to collect precise SI CSI in order to adapt SIC filters and beamformers to effectively mitigate its impact. However, accomplishing this task requires innovative CSI estimation strategies that have the capability to jointly estimate the channels for both DL and UL users, and the SI channel, while distinguishing the information for sensing. Secondly, it is important to note that a viable solution has not yet been found to estimate the co-channel channels originating from UL to DL users. The detrimental effects of such interference can be severe, particularly when UL users operate in close proximity to DL users. Another notable challenge, which has

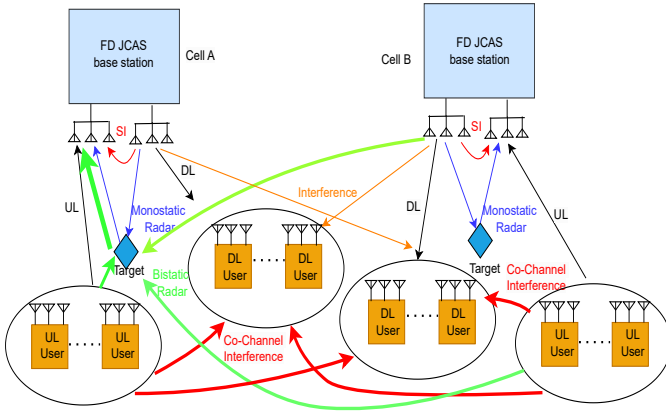


Fig. 3: Cooperative JCAS with cell A exploiting signals for cell B for enhanced target detection.

not been addressed in the existing literature, is that JCAS systems predominantly rely on separate transmit and receive arrays to leverage SI-aware beamforming. However, regardless of the CSI strategy used, the resulting estimate will yield CSI from the receive array rather than the transmit antenna array. Unfortunately, the effective exploitation of the CSI acquired from the receive array in the transmit arrays remains unclear. Consequently, the establishment of channel reciprocity for CSI is another major challenge for JCAS systems that needs to be addressed.

C. Cooperative FD JCAS

Traditionally, the signal power received from the neighbouring BSs is seen as interference, which is detrimental to communication purposes. For the sake of simplicity, Fig. 3 illustrates how, assuming accurate synchronization between neighboring cells, the BS and UL users from cell B can function as multi-bistatic radars for cell A. Therefore, by relying on cooperation among neighbouring cells, cooperative waveform designs can further enhance the sensing performance of each cell. Note that this stands in stark contrast to conventional ideologies, where signals coming from neighboring cells are seen only as interference. To harness this phenomenon, a substantial advancement in joint waveform and interference management is imperative, entailing the consideration of a collaborative mechanism among neighboring BSs. Namely, each BS should operate in an altruistic manner, avoiding a self-serving approach aimed solely at optimizing overall network performance. In a centralized network, establishing cooperation is relatively straightforward, since processing occurs collectively at the central node. However, in a distributed network, although independent decisions can be made, new cooperative and coordination strategies must be designed to exploit signalling from neighbouring cells to achieve large gains in sensing performance and interference mitigation.

D. Signal Processing and Data Fusion

Next-generation FD JCAS systems can be aided by more bistatic radar receivers, while the JCAS transmitter acts as

a transmitter for them. They can be deployed in multiple different positions in the network to collect useful sensing data while communications take place in parallel between the BS and users. The deployment of multiple bistatic radar receivers can provide redundancy in the event of failure. If one receiver malfunctions, the others can still operate and collaborate with the radar receiver at the JCAS BS to ensure continuity of sensing. This is in addition to the UL users already acting as bistatic radar transmitters while only the FD JCAS BS acts as receiver. To enable such a mechanism, advanced fusion algorithms are needed firstly to combine the extracted information in a coherent manner, enabling synergistic exploitation of the data. Secondly, advanced signal processing techniques are required to extract meaningful information from the combined signals. These algorithms should consider the temporal and spatial characteristics of the signals, address the inherent trade-offs between communications and sensing performance, and provide robust and reliable decision-making capabilities. The development of such techniques is essential to fully harness the potential of JCAS in a reliable manner, enabling enhanced performance and expanded applications in diverse domains.

E. Trade-offs and Multi-Objective Optimization

To pave the path towards JCAS systems, new metrics that can capture the performance of both communications and sensing tasks in a unified manner are also required. Traditional metrics used solely for communication or sensing may not adequately capture the unique requirements and trade-offs of JCAS systems. An example of a new metric is presented in our recent work [13], in which we proposed to minimize jointly the mean-squared error (MSE) of the communications rate and SI power to enhance the sensing performance under the exact CRB constraint with RIS. Another important metric that could be introduced, for example, is the *communication-sensing trade-off metric*, which quantifies the balance between communication reliability and sensing accuracy while considering the effect of SI and co-channel interference. However, holistic designing of the next-generation JCAS system calls for a *multi-objective metrics*, with the aim of considering multiple performance objectives, e.g., among different JCAS cells, with each cell having its own unique requirements in terms of both communications and sensing. It could combine metrics such as communication reliability, sensing accuracy, energy efficiency, and latency into a single global network metric. This could allow for comprehensive optimization that considers trade-offs dependencies and requirements among different performance aspects, leading to more informed decision-making in the JCAS ecosystem.

Furthermore, the optimization of the new metrics must be carried out by ensuring fair allocation of resources in UL, DL, and sensing domains. In contrast to the simplified deployment cases, achieving optimal performance in the general JCAS framework mandates the implementation of an adaptive mechanism which takes into account the UL, DL, and sensing metrics while being fully interference, SI, and co-channel interference aware. Namely, the adaptive mechanisms should tune the beamforming and SIC filters while

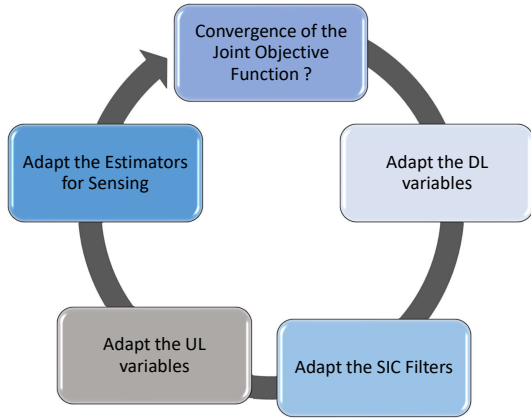


Fig. 4: Optimization methodology for enabling next-generation JCAS.

considering such interference. Fig. 4 highlights the idea of the adaptive optimization framework that needs to be considered to enable the envisioned JCAS operation. Although the order of optimization may change, it can serve as a foundation to tackle all the inherent challenges in the next-generation JCAS systems for multi-objective optimization.

F. Security for JCAS

To achieve a secure FD JCAS system against eavesdropping involves overcoming a series of distinct novel challenges that must be effectively addressed to ensure the confidentiality and integrity of communication data and sensing parameters. These challenges include addressing the requirements and vulnerabilities associated with concurrent communication and sensing tasks. For example, to protect against eavesdropping, new strategies which exploit artificial noise from the FD JCAS BS or the UL users combined robust encryption must be investigated. To counter jamming and denial-of-service attacks, machine learning-based threat detection, and resilient network designs must be studied. Additionally, there is a need for new protocols to establish secure authentication and verify the identities of communicating parties and sensing receivers before sharing the incorporated noise structures or the encryption keys. Furthermore, as the inclusion of security mechanisms can increase computational overhead, latency, or power consumption, there is a need to investigate different security mechanisms and their impact on the achievable performance gains for both communications and sensing. To tackle these challenges, it is crucial to incorporate customized security protocols, encryption mechanisms, authentication systems, intrusion detection measures, and robust system designs into the new multi-objective functions for JCAS.

G. THz Wideband JCAS

Compared to conventional wireless systems, THz FD JCAS systems can offer prodigious benefits by offering extremely high communication data rates and high-resolution situational awareness. However, due to extremely large bandwidth, THz JCAS are prone to the beam squint effect that can cause

significant degradation in the performance, impacting both data rate and sensing accuracy by inducing angular displacement. Firstly, novel beamforming and radar strategies which are aware of such a phenomenon are required. It is noteworthy that beam squint can also impose limitations on the effectiveness of beamforming-based SIC techniques, resulting in substantial residual SI power and thus limiting the overall performance. Furthermore, the specific characteristics of SI in the THz band remain largely unknown. This knowledge gap necessitates extensive measurement campaigns to characterize SI in wideband THz JCAS systems. This characterization is crucial for accurately modelling SI and designing advanced signal processing techniques tailored to next-generation THz wideband FD JCAS systems.

IV. NUMERICAL RESULTS

With the introduction of simultaneous DL and UL users in the JCAS system, theoretically, a two-fold gain in spectral efficiency is achievable from the communications standpoint. However, it is not yet known ideally how the sensing performance enhances when the potential of monostatic and multi-bistatic radars is exploited. In the following, we aim to provide a tentative answer to this question in an ideal setting.

To evaluate its potential in terms of sensing, we consider a MIMO system consisting of an FD JCAS BS serving multiple UL and DL users. Both the BS and the users are assumed to be equipped with uniform linear arrays (ULAs). The JCAS BS is assumed to have 15 transmit and 12 receive antennas, and the DL and UL users are assumed to have 3 transmit and 3 receive antennas. Furthermore, we assume that the FD JCAS is deployed in a small cell in which BS and UL users can communicate with a similar power. A hybrid receiver with the potential to separate the UL data streams and sensing data, after the SIC, is assumed to be deployed. We are interested in evaluating the potential for a practical FD JCAS system. Consequently, we define the signal-to-interference-plus-noise ratio (SINR), given by the total transmit power divided by the residual SI plus noise variance. It is assumed that two targets are present in the JCAS BS at the angles 4° and -4° on the circle of radius 200 m. The position of DL users is assumed to be randomly distributed in a circle of radius 20 m centred at the position of target at angle 4° and the UL users are assumed to be located on the circle of radius 20 m, between the two targets. The number of UL and DL users is assumed to be the same in the system. As a benchmark scheme, we compare our approach with the case in which only monostatic radar is used at the FD JCAS BS's receiver to perform sensing.

Fig. 5 illustrates the performance in terms of MSE for estimating the direction of arrivals (DoAs) using the Multiple Signal Classification (MUSIC) estimator as a function of the number of UL users (bistatic radars) at SINR = -5 dB and 5 dB. A comparison between the conventional JCAS approach with only monostatic radar and the joint integration of monostatic and multi-bistatic radar systems demonstrates a significant improvement in performance. It is also visible that as the residual SI variance increases, the performance degrades significantly. Therefore, joint optimization of the FD JCAS

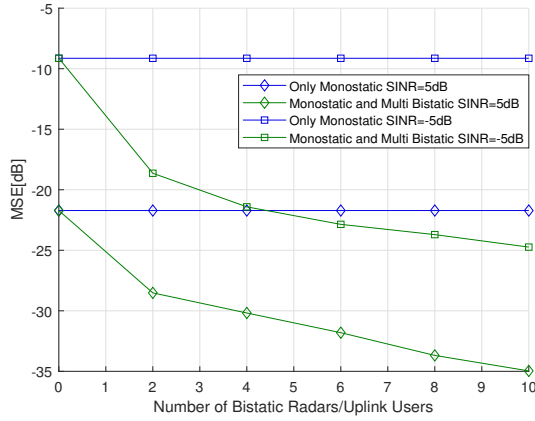


Fig. 5: MSE achieved with the MUSIC estimator in the general JCAS system with monostatic and bistatic radars.

systems with the potential to cancel the SIC up to the noise floor is required.

From the results above, we can see that the fusion of two radar technologies combines their respective strengths, leading to enhanced sensing capabilities in FD JCAS systems. The results highlight the potential of this integrated approach to revolutionize JCAS, enabling substantial advancements in target detection, localization, and tracking across various domains, while doubling the communications data rates.

V. CONCLUSION

This article provides an overview of recent advances in JCAS systems and then proposes a novel approach that combines the allocation of UL and DL users with the potential of monostatic and multi-bistatic radars to revolutionize the next-generation JCAS systems. This innovative approach not only doubles the communication rate but also enables enhanced sensing performance. Additionally, such a system setting can be beneficial to enable a low-latency and secure 6G JCAS ecosystem. The study also outlines the current open challenges in the deployment of next-generation FD JCAS systems, thus serving as a stimulus for further research in this domain from a practical point of view by considering the challenges for FD operation. It encourages continuous exploration and investigation to overcome these challenges and unlock the full potential of JCAS technology.

REFERENCES

- [1] W. Saad, M. Bennis, and M. Chen, "A vision of 6G wireless systems: Applications, trends, technologies, and open research problems," *IEEE network*, vol. 34, no. 3, pp. 134–142, 2019.
- [2] 3GPP, "Study on integrated sensing and communication, release 19," 3GPP SA1, Tech. Rep., 2023.
- [3] S. P. Chepuri, N. Shlezinger, F. Liu, G. C. Alexandropoulos, S. Buzzi, and Y. C. Eldar, "Integrated sensing and communications with reconfigurable intelligent surfaces: From signal modeling to processing," *IEEE Signal Processing Magazine*, vol. 40, no. 6, pp. 41–62, 2023.
- [4] B. Smida, A. Sabharwal, G. Fodor, G. C. Alexandropoulos, H. A. Suraweera, and C.-B. Chae, "Full-duplex wireless for 6G: Progress brings new opportunities and challenges," *IEEE Journal on Selected Areas in Communications*, vol. 41, no. 9, pp. 2729–2750, 2023.

- [5] G. C. Alexandropoulos, M. A. Islam, and B. Smida, "Full duplex massive MIMO architectures: Recent advances, applications, and future directions," *IEEE Veh. Technol. Mag.*, vol. 17, no. 4, pp. 83–91, Dec. 2022.
- [6] C. K. Sheemar, "Hybrid beamforming techniques for massive MIMO full duplex radio systems," Ph.D. dissertation, EURECOM, 2022.
- [7] F. Liu, Y.-F. Liu, A. Li, C. Masouros, and Y. C. Eldar, "Cramér-raj bound optimization for joint radar-communication beamforming," *IEEE Transactions on Signal Processing*, vol. 70, pp. 240–253, 2021.
- [8] Z. Xiao and Y. Zeng, "Waveform design and performance analysis for full-duplex integrated sensing and communication," *IEEE Journal on Selected Areas in Communications*, vol. 40, no. 6, pp. 1823–1837, 2022.
- [9] Z. He, W. Xu, H. Shen, D. W. K. Ng, Y. C. Eldar, and X. You, "Full-duplex communication for ISAC: Joint beamforming and power optimization," *IEEE Journal on Selected Areas in Communications*, vol. 41, no. 9, pp. 2920–2936, 2023.
- [10] Z. Liu, S. Aditya, H. Li, and B. Clerckx, "Joint transmit and receive beamforming design in full-duplex integrated sensing and communications," *IEEE Journal on Selected Areas in Communications*, vol. 41, no. 9, pp. 2907–2919, 2023.
- [11] C. B. Barneto, T. Riihonen, S. D. Liyanaarachchi, M. Heino, N. González-Prelcic, and M. Valkama, "Beamformer design and optimization for full-duplex joint communication and sensing at mm-waves," *arXiv preprint arXiv:2109.05932*, 2021.
- [12] M. A. Islam, G. C. Alexandropoulos, and B. Smida, "Integrated sensing and communication with millimeter wave full duplex hybrid beamforming," in *ICC 2022-IEEE International Conference on Communications*. IEEE, 2022, pp. 4673–4678.
- [13] C. K. Sheemar, G. C. Alexandropoulos, D. Slock, J. Querol, and S. Chatzinotas, "Full-duplex-enabled joint communications and sensing with reconfigurable intelligent surfaces," in *Proc. EUSIPCO*, Helsinki, Finland, 2023.
- [14] X. Chen, Z. Feng, Z. Wei, J. A. Zhang, X. Yuan, and P. Zhang, "Concurrent downlink and uplink joint communication and sensing for 6G networks," *IEEE Transactions on Vehicular Technology*, vol. 72, no. 6, pp. 8175–8180, 2023.
- [15] C. B. Barneto, S. D. Liyanaarachchi, M. Heino, T. Riihonen, and M. Valkama, "Full duplex radio/radar technology: The enabler for advanced joint communication and sensing," *IEEE Wireless Communications*, vol. 28, no. 1, pp. 82–88, 2021.