

Checklist to Transparently Define Test Oracles for TP, FP, and FN Objects in Automated Driving

Michael Hoss¹ 

Abstract—Popular test oracles for the perception subsystem of driving automation systems identify true-positive (TP), false-positive (FP), and false-negative (FN) objects. Oracle transparency is needed for comparing test results and for safety cases. To date, there exists a common notion of TPs, FPs, and FNs in the field, but apparently no published way to comprehensively define their oracles. Therefore, this paper provides a checklist of functional aspects and implementation details that affect the oracle behavior. Besides labeling policies of the test set, we cover fields of view, occlusion handling, safety-relevant areas, matching criteria, temporal and probabilistic issues, and further aspects. Even though our checklist can hardly be formalized, it can help practitioners maximize the transparency of their oracles, which, in turn, makes statements on object perception more reliable and comparable.

I. INTRODUCTION

A. Motivation

The task of object-based environment perception for automated driving systems (ADS) receives much focus through public perception challenges, which publish datasets of raw sensor data along with reference labels for training purposes. Their leaderboards then rank individual submissions according to their similarity to the non-public reference labels on the test split of the dataset.

Common metrics of such leaderboards consist of aggregations of true-positive objects (TPs), false-positive objects (FPs), and false-negative objects (FNs). These direct metrics from the perception domain are straightforward to compute and highly popular, but not necessarily adapted to the driving task. For example, it is typically unclear which FPs or FNs also lead to vehicle-level failures [1].

To reduce and forecast vehicle-level failures, the field of safety assurance for automated driving has gained much popularity. One approach for achieving provable safety is to decompose the driving automation system into different subsystems and establish dependable interfaces between them [2]. The perception subsystem can be defined to consist of sensor hardware and computation for world modeling, excluding any prediction or planning into the future. Its dependability requires a sufficiently low mean time between events that induce vehicle-level failures [1].

The demonstration of this dependability is an active topic of research, where one of the most crucial issues is the identification of perception outputs that are not safe for the driving task. Task-oriented and safety-relevant perception metrics are therefore currently being proposed [3]–[5]. In contrast to the most popular perception leaderboard metrics, safety-relevant metrics tend to be more complex and incomprehensible due to their additional consideration of the downstream driving function and of safety in road traffic.

Ideally, novel perception metrics combine all desired properties such that they are helpful to both perception system developers *and* verification and validation engineers. This requires closing the gap between straightforward safety-agnostic metrics and more complex safety-relevant metrics.

B. Contributions

The present paper aims at defining TPs, FPs, and FNs clearly enough such that metrics based on them are better comparable and represent meaningful evidences for safety cases such as [6]. Our main contributions are:

- A checklist to define how a test oracle identifies TPs, FPs, and FNs (Sec. IV, Table I)
- A discussion of the relevance of TPs, FPs, and FNs in the safety assurance context (Sec. VI)

The discussion will treat the following research questions:

- **RQ1:** *Can TPs, FPs, and FNs be objectively defined?*
- **RQ2:** *How relevant are TPs, FPs, and FNs for task-oriented perception metrics?*
- **RQ3:** *Can statistics of TPs, FPs, and FNs contribute to a safety argumentation?*
- **RQ4:** *Do TP/FP/FN-independent perception metrics circumvent the oracle's challenges?*

C. Definition of terms & acronyms

Unless stated otherwise, the following term definitions and acronyms hold throughout this paper.

1) *Object*: From ISO 23150:2021 [9]: “representation of a real-world entity with defined boundaries and characteristics in the vehicle coordinate system”. This paper narrows down this definition to Layer 4 of the 6-layer-model [10]. An object can span over one or multiple time steps.

2) *Object under Test (OuT)*: From ISO/TR 4804:2020 [11]. Here: perception subsystem of a driving automation system. It comprises both hardware and software and it outputs an object list in each time step.

¹ The author is with RWTH Aachen University, Germany. michael.hoss@rwth-aachen.de.

Despite being the only author, the first person plural (“we”) is used to comply with a common style of scientific writing.

The present work was conducted independently without related funding.

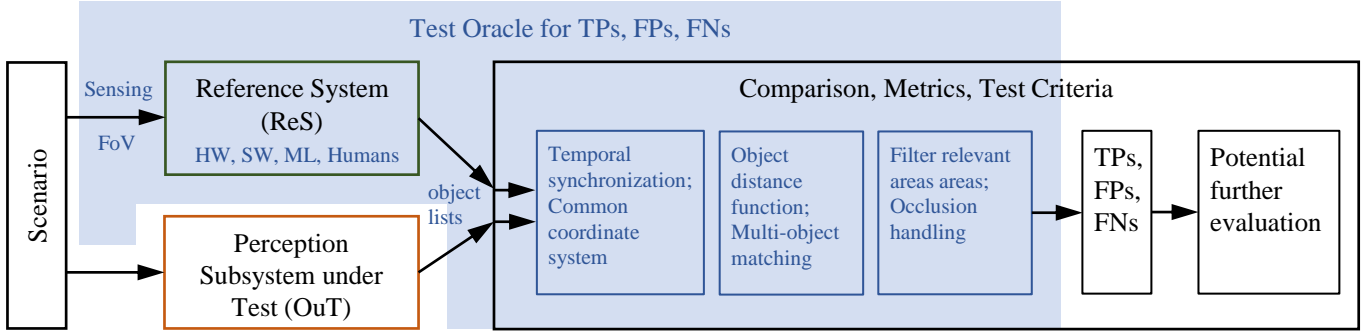


Fig. 1. Test oracle for identifying TPs, FPs, and FNs, mapped into the taxonomy for ADS perception testing [7], [8]. Implemented test oracles can differ from this exemplary illustration. For example, certain aspects can be located either under “Reference System” or “Comparison, Metrics, Test Criteria”.

3) *Reference System (ReS)*: Perception system that observes the scenario and whose outputted object list serves as a desired reference for the OuT’s object list.

4) *Object matching*: As part of testing, finding corresponding objects between the OuT object list and the ReS object list. Not to be confused with object *association*, which is a matter of a perception algorithm (finding correspondences between novel detections and existing tracks; adopted from [12]).

5) *True Positive (TP)*: The circumstance that an OuT object matches with a ReS object (Fig. 2, A).

6) *False Positive (FP)*: The circumstance that an OuT object does not match with any ReS object (Fig. 2, B).

7) *False Negative (FN)*: The circumstance that no OuT object matches with a given ReS object (Fig. 2, C).

8) *True Negative (TN)*: The circumstance that the non-existence of an OuT object matches with the non-existence of a ReS object. Since world modeling in form of object lists represents the non-existence of objects only implicitly, TNs are not quantifiable in the context of this paper.

9) (*Test*) *oracle*: In the present paper, (*test*) *oracle* refers to the mechanism that identifies TPs, FPs, and FNs, where the test scenario and the OuT are given (Fig. 1).

II. RELATED WORK

Besides general literature on software test oracles [13], we are aware of Abrecht et al. [14], who discuss test oracle generation for visual perception of ADS. Abrecht et al. specifically focus on functional properties of deep neural networks (DNNs), which leaves practical aspects of oracle implementation outside of their scope, even though Sec. IV of the present paper illustrates that such practical aspects can still influence the oracle’s behavior. To the best of our knowledge, we have not yet found a comprehensive and universally applicable compilation of aspects to define an implemented test oracle.

The numerous sources that focus on specific parts of the test oracle (e.g. labeling policies, safety-relevant areas, or matching criteria) are referred to in their corresponding following subsections.

III. METHODS

The workings of an oracle in the present context consist of obtaining a reference object list and comparing it to the OuT’s object list. We compiled the following checklist (Sec. IV) to help increase the transparency of these workings for given oracles, not to prescribe them. In doing so, we considered the following criteria:

- human comprehensibility of the checklist’s aspects (to keep safety argumentations understandable)
- versatility w.r.t. different stages of development (e.g. initial developer feedback or final safety evidences)
- versatility w.r.t. different focused parts of the OuT (e.g. DNNs or sensor hardware)
- the literature on task-oriented perception testing (to incorporate the academic state of the art)
- being able to define a commonly used test oracle (Sec. V; to incorporate the practical state of the art)
- own experiences of what influences a test oracle’s results (to raise awareness of previously unpublished issues)

IV. CHECKLIST TO DEFINE AN ORACLE FOR TP, FP, FN

A test oracle can be regarded from different perspectives: as part of a testing activity (Fig. 1), in space (Fig. 2), and in time (Fig. 3). Each paragraph in this section represents one item of a checklist to transparently describe test oracles. After the simple case of deterministic object representations in a single time frame (Sec. IV-A), temporal aspects (Sec. IV-B) and probabilistic data representations (IV-C) are covered.

A. Deterministic objects in a single time frame

In this subsection, we assume that the object lists of OuT and ReS are perfectly temporally synchronized.

1) *Field of view (FoV) of ReS*: Different FoVs of OuT and ReS can lead to undesired FNs and FPs in areas without overlap. In Fig. 2, the OuT has no chance to detect pedestrian E, while the ReS has no chance to detect pedestrians K and J, given their respective FoVs.

Differing FoVs can have the following reasons. First, if the ReS uses external sensor hardware, its different perspective

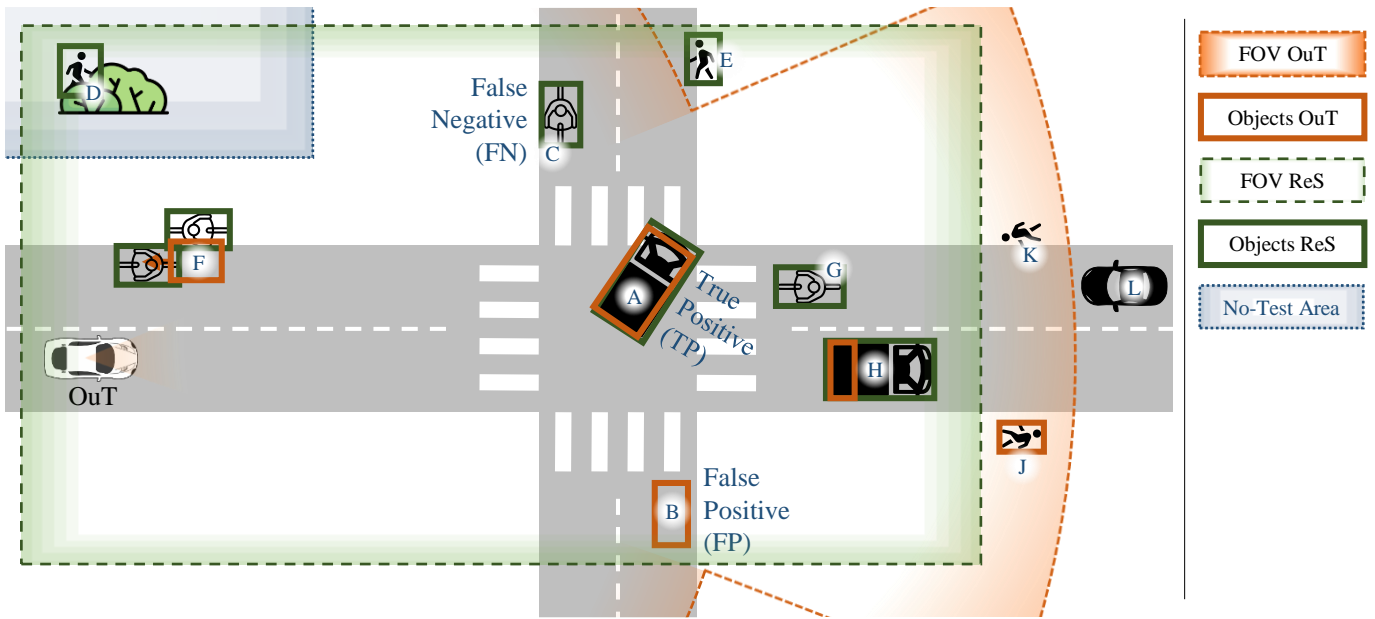


Fig. 2. While objects A-C appear obvious, the desired identification of TPs, FPs, and FNs from objects D-L requires a purposefully defined test oracle.

naturally causes a different FoV (e.g. a camera-equipped drone as ReS hardware in Fig. 2). Second, it could be that ReS data are labeled only on the ego vehicle’s cameras and lidars, whereas the OuT uses an additional radar whose range exceeds the ReS. Third, even if OuT and ReS share the same sensors, a manual labeling process of the ReS could sometimes reach either farther or shorter than the OuT’s automated detection.

Whether or not the OuT should be penalized for missing pedestrian E in Fig. 2 depends on the test objective. If only the perception software is tested, it would be unfair to identify a FN, but otherwise, one might want to analyze the OuT’s limits.

2) *Perspective-related occlusions*: If OuT and ReS observe the scenario from different perspectives, certain traffic participants can be visible for one system, but occluded for the other, which can lead to FPs and FNs. In Fig. 2, truck A occludes both cyclist G and pedestrian K for the OuT. Cyclist G, which is still within the ReS FoV, may be identified as a FN or be excluded from the evaluation due to the following reasons.

On the one hand, the OuT could have tracked cyclist G through the temporary dynamic occlusion or it even could have perceived it by radar beams that go below truck A. On the other hand, one could argue that the OuT does not need to see behind any such occlusions if for safety reasons, the downstream behavior planning module assumes a road user behind such occlusions anyway.

3) *ReS hardware*: In the simplest case, ReS and OuT share the very same sensor hardware and just differ in their data processing. This case would exclude unexpected FPs and FNs based on hardware differences, which is desired if only the OuT’s software/data processing is focused.

If, however, also the OuT’s hardware is explicitly put under test, then the ReS should be superior enough to identify the

OuT’s hardware limitations. For example, if the ReS hardware is better adapted to adverse weather conditions, it could detect objects that the OuT cannot detect (FNs) or confirm the real-world absence of ghost objects (FPs).

4) *ReS labeling and data processing*: The method by which an object list is extracted from the raw reference data can comprise programmed software, machine-learned modules, and human interaction. Labeling policy specifications, as being used by perception challenges and for outsourcing labeling activities to subcontractors, describe this extraction of object lists from raw reference data. These labeling policies include details such as how objects are classified, criteria for including and omitting objects, which parts of objects shall be inside or outside their bounding boxes, or how to label in case of partial or full occlusions.

Even with a thorough labeling policy, the actual labels can be uncertain [15], erroneous, or simply part of edge cases that the labeling policy did not consider or could not fully specify. To still describe the ReS labeling as transparently as possible, one could additionally describe how the labeling policy is realized in practice.

This can include the programmed modifications that the data undergo, the exact machine learning processes of any machine-learned modules, and the human interventions (when and how do humans manually label or otherwise interact with the data). Furthermore, statistics about labeling accuracy and precision regarding state, classification, and existence of objects can improve the ReS labeling transparency. A higher-level reference system or evaluation procedure (“reference of the reference”) would be needed for this.

5) *Relevant areas and no-test areas*: While certain areas on or next to the road surface are relevant to the traffic scenario, others might not be worth while perceiving. To allocate test

efforts meaningfully, one can therefore define (safety-) relevant areas and no-test-areas [16]–[20]. Similarly, [21] and [22] determine directly which objects are relevant for perception.

The exclusion of objects from no-test areas (e.g. pedestrian D in Fig. 2) can occur in different stages of the testing activity (Fig. 1). They might already be excluded from the reference data; they might be included in the reference data, but excluded from the identification of TPs, FPs, and FNs; or, they could still be part of the TPs, FPs, and FNs, but excluded in a potential further evaluation.

In any case, a clear definition of such areas is crucial for a comprehensible test oracle (e.g. farther away than 20 m from any road surface; or above/below a criticality metric threshold). The definition of no-test areas can be delicate due to the risk of omitting objects that are in fact safety-relevant. For example, the excluded pedestrian D in Fig. 2 might still be running towards the intersection and thereby influence other trajectories.

6) *Coordinate transformation from ReS to OuT*: While certain oracle aspects such as safety-relevant areas can be seen as functional properties, the present aspect is rather a non-functional matter of implementation. If ReS and OuT use different coordinate systems, then the ReS objects' coordinates must be transformed to the OuT's coordinate system before matching can take place. Since uncertainties in this transformation can ultimately affect the matching of object pairs, a transparently defined test oracle should estimate the uncertainty inherent in this geometrical alignment.

Especially, uncertainties in the sensor orientation angles result in large cartesian offsets far away from the sensor. For reference sensors on the ego vehicle, such uncertainties could stem from the calibration of sensor mounting positions. For external reference sensors such as moving drones or mounted infrastructure sensors, the geometrical alignment has further challenges. This includes a generally uncertain localization of the ego vehicle and of the external sensor (using RTK-GNSS, an offline map, and/or perceiving each other), and a transformation from the aerial perspective to the OuT's coordinate system over the ground.

7) *Object distance function for matching*: Once both object lists share the same coordinate system, pairwise distances between ReS objects and OuT objects can be computed to find candidates for TPs. Commonly used distance functions are the euclidean distance between bounding box centers or $1 - IoU$.

While the bounding boxes of truck A (Fig. 2) should match for any reasonable choice of distance function and threshold value, the situation is less obvious for truck H. Since only its rear end got detected by the OuT, both the center distance and $1 - IoU$ could prevent a match under common thresholds like 2 m or 0.5, respectively. Without a match, though, truck H would lead to a FP and a FN, which might be undesired given the fact that its property that is relevant to the driving task of the ego vehicle, namely its rear end, got properly detected. Still, thresholds should also not be unnecessarily loose to

prevent unrelated misdetections such as G and B from merging into an undesired TP candidate.

Furthermore, an object pair that falls below the distance function's threshold does not automatically represent a TP. For example, the OuT bounding box of cyclist F (Fig. 2) could have a below-threshold centroid distance to both ReS bounding boxes nearby. If only a 1:1 matching is allowed (Sec. IV-A8), situation F would hold one TP and one additional FN. To disambiguate the TP object pair, penalty terms such as estimated velocity mismatch could be added to the distance function.

Additionally, an oracle can choose to never match different road user classes with one another (see nuScenes challenge in Table I). While this yields separate statistics of each class, it might also lead to undesired FPs and FNs for misclassified objects that otherwise got perceived perfectly.

Matching can also be performed by a machine-learned system instead of a hand-crafted distance function [23].

8) *Multi-object matching algorithm*: With all pairwise object distances given, a multi-object matching algorithm can finally identify the resulting TPs, FPs, and FNs. Often, algorithms only match one OuT object with one ReS object (1:1), but 1:n or n:n matches could also be allowed [24, Sec. 11.3]. For cyclists F in Fig. 2, the algorithm would match the OuT bounding box to the ReS bounding box with the closest distance function value as long as the distance is below the threshold (Sec. IV-A7). With n:n matching and both distances below the threshold, there would be no FN in F.

While the object list matching in Fig. 2 is straightforward, there may also be complex scenes like a dense crowd of pedestrians, where each bounding box has many potential matches. In such cases, optimization algorithms such as the Hungarian/Munkres algorithm determine TPs by globally minimizing the overall distance between all matches.

B. Generalization to object representations over time

This section refers to Fig. 3, which contains pairs of tracks that would match geometrically according to the criteria from the previous section (Sec. IV-A). The vertical ticks denote the systems' sampled time frames. Now, the test oracle's temporal aspects, which are explained in the following, determine how these objects match while the temporal dimension is also considered.

1) *Synchronization of measurement time stamps*: If the recorded ReS sampling times do not coincide with the OuT sampling times, synchronization of both systems must happen offline during post-processing. Continuously present reference tracks from, for example, RTK-GNSS recordings, can be linearly interpolated onto the OuT time stamps [24, Sec. 10.2.7].

However, in general, reference tracks do not span continuously over the entire recording, which means that the synchronization must also deal with track beginnings and ends. If the sampling times of track a_{ReS} (Fig. 3) are linearly interpolated to those of a_{OuT} , all sampling times of a_{OuT} are covered. Then, however, it is up to the test oracle to

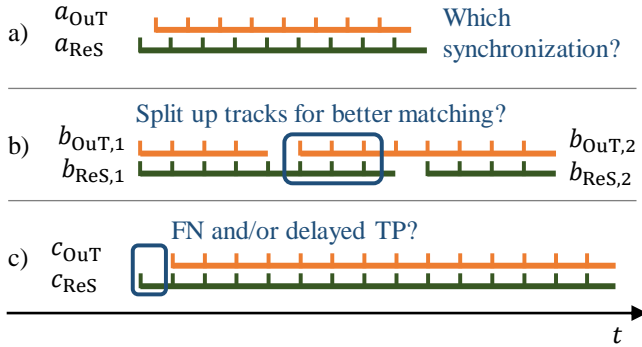


Fig. 3. Temporal design aspects of a test oracle for TPs, FPs, and FNs.

decide what happens to the overhanging frames of a_{ReS} at the beginning and at the end (see also Sec. IV-B4). Both could be neglected, but they could also both mark FNs. Whether or not the test oracle identifies FNs there might also depend on whether the overhang falls below a temporal matching threshold.

2) *Matching of objects with an extended lifetime:* Depending on the perception task whose output is being tested (e.g. detection, filtering, tracking), the tested OuT objects may or may not contain IDs to indicate their correspondence over consecutive time frames. In this regard, we assume here that the ReS objects do contain track IDs. Resulting OuT object representations that can be matched to the ReS objects are therefore:

- *detections or ID-stripped single frames out of tracks* (boils down to testing individual decoupled time frames, as explained in Sec. IV-A, and applied in e.g. the original OSPA metric [25])
- *tracks* (entire OuT and ReS tracks are matched with each other without being split up)
- *sub-sequences of tracks* (tracks are split up into better-matching sub-sequences, as done in e.g. the CLEAR MOT metrics [26])

If only individual frames of tracks are matched irrespective of their belonging to a track, then example b) (Fig. 3) would contain exactly one FN and one FP. If entire tracks are matched, then $b_{\text{OuT},1}$ would match with $b_{\text{ReS},1}$ and $b_{\text{OuT},2}$ would match with $b_{\text{ReS},2}$. These matches would, however, have large temporal overhangs. To reduce the extent of these overhangs, one could match also sub-sequences of tracks, such as the latest three frames of $b_{\text{ReS},1}$ with the first three frames of $b_{\text{OuT},2}$. In these cases, some test methods identify an ID switch for $b_{\text{ReS},1}$ to penalize the OuT's fragmented tracking.

3) *Missed frames and incomplete tracks:* Track $b_{\text{ReS},1}$ (Fig. 3) is perceived by the OuT in all but one frame, namely the frame in between $b_{\text{OuT},1}$ and $b_{\text{OuT},2}$. The test oracle could naturally identify a FN in this missing frame. However, if the sampling frequency is sufficiently high such that a single missed frame in the middle is irrelevant to the driving task,

the test oracle might also intentionally not want to identify this missed frame as a FN.

4) *Treatment of latency and delays:* The time that the OuT takes to output a newly appeared object can be considered by the test method explicitly as a property of TPs (as in the average delay metric [27]), but also implicitly through initial FNs (Fig. 3, c)). One might want to distinguish TPs that were correctly detected upon appearance in the scenario, but whose computation simply took too long, from actual initial misdetections. To assure that the test oracle only considers OuT objects that were available to the downstream driving function at a given time, the timestamps of object output should be considered rather than the timestamps of raw data acquisition.

Similarly, the oracle should have a policy for non-equal track lifetimes at the end of a ReS track.

C. Generalization to probabilistic object representations

While the previous two sections assumed deterministic object and FoV representations, the following subsections highlight the test oracle's degrees of freedom for evaluating probabilistic data.

1) *Probabilistic FoVs:* The FoVs of active sensors often have no clear-cut borders, but their performance can be regarded as degrading probabilistically with increasing distance. If a sensor system software does not cut off object hypotheses after a fixed distance, but instead detects objects as far as possible, then a clear distinction of intersecting and overhanging FoV areas of OuT and ReS (Sec. IV-A1) is no longer possible. In such a case, it could be the test oracle that cuts off uncertain FoV regions to reduce the problem to the previously explained deterministic case. Otherwise, undesired FPs and FNs are possible in these distant regions where one system might randomly still detect an object that the other system might not detect (even though both systems might work perfectly in closer proximity to the sensor).

2) *Probabilistic object distance functions:* Uncertainties in an object's state can be described by probability distributions (both for OuT and ReS objects). There might be cases where a ReS object and an OuT object are deterministically too far away from each other for a match, but the overlap of their probability distributions might still lead to a reasonable match under a probabilistic distance function.

The dissimilarity of two probability distributions for the bounding box centroids can be expressed by the Wasserstein or earth mover's distance. A probabilistic version of the *IoU* for rotated 3D bounding boxes is the *JIoU* [28].

3) *Probabilistic object existence and classification:* OuTs typically compute confidences for object existence and/or classification. A simple test oracle can threshold the existence confidence at a fixed value and assume the class of maximum classification confidence. More complex oracles might also be reasonable under given circumstances, for example with thresholds depending on scenario properties or where the correct class is allowed to be among the top n OuT classifications.

Detected, but misclassified objects could either be identified as a TP with a property “assigned wrong class”, but also as a FN for the ReS class and a FP for the OuT class.

V. EXEMPLARY TEST ORACLES

The checklist criteria from the previous section (Sec. IV) are illustrated by two exemplary test oracles in Table I, namely the evaluation of the nuScenes tracking challenge [29] and our own previous test activity [30].

Both oracles can be characterized fairly well by the same proposed criteria despite their different purposes (ranking of submissions in a leaderboard vs. perception error modeling) and despite their different reference systems (human labeling on ego vehicle sensor data vs. automated extraction from a hovering drone).

However, even the level of detail of Table I is still not sufficient for a transparent oracle definition and leaves open uncertainties. For example, most details of ReS labeling are omitted due to space reasons. The referenced external documents that contain such details should be regarded as a full part of the transparent definition, not as optional annexes.

VI. DISCUSSION OF RESEARCH QUESTIONS

This section discusses the earlier mentioned four research questions (Sec. I-B).

A. RQ1: Can TPs, FPs, and FNs be objectively defined?

No. Objectively defining TPs, FPs, and FNs means objectively defining how the test oracle functions, which is not possible. After having put together the checklist, we find that at least ReS labeling & data processing (Sec. IV-A4) suffers from subjective ambiguity of either human labelers or automated labeling. This finding is confirmed by previous considerations about the inherent oracle problem for machine learning applications [14]. In particular, since the symbol grounding problem prevents a full specification of road user classes in an open context [14], [33], also the test oracle for detecting these road users cannot be fully specified.

Moreover, also some implementation aspects that influence the oracle’s behavior cannot be exactly defined. For example, the behavior of ReS hardware is partially uncertain and a millimeter-accuracy FoV description is hardly feasible. Nevertheless, other implementation details such as synchronization or the exact object matching method are often well definable and publishable. We marked those details that we did not publish in our own earlier study to highlight this potential for more transparent oracles (Table I).

B. RQ2: How relevant are TPs, FPs, and FNs for task-oriented perception metrics?

They are directly relevant for oracle-dependent metrics, but irrelevant for oracle-independent metrics. For oracle-dependent metrics, which are aggregates of TP, FP, and FN objects, a clearer and more transparent oracle directly results in clearer and more transparent metrics. In the current literature of task-oriented perception metrics, the following metrics are oracle-dependent:

- Volk et al. (safety score based on CLEAR and RSS) [34]
- Lyssenko et al. ($dIoU_\delta$) [35]
- Wolf et al. (weighted F1-score, precision, recall) [19]
- Bansal et al. (risk ranked recall R^3) [36]
- Topan et al. (interaction-dynamics-aware metrics based on safety zones) [17]

Contrarily, the following metrics are oracle-independent (they don’t explicitly compute TPs, FPs, and FNs):

- Phillion et al. (PKL) [37]
- Shalev-Shwartz et al. (safety-critical ghosts/misses) [38]

C. RQ3: Can statistics of TPs, FPs, and FNs contribute to a safety argumentation?

Statistics of TPs, FPs and FNs have been suggested for usage in safety argumentations (public voting version of UL4600 [39, Sec. 8.4.1.2]), and have already been used in the SMIRK safety case [6, Sec. 6.3.1]. We argue that such statistics can only make a reliable contribution to safety assurance (as compared to quality assurance) as long as the identification of TPs, FPs, and FNs is clearly defined. Otherwise, if, for example, major aspects of the presented checklist are defined only sloppily or not at all, the ambiguity in what a TP object actually is becomes unreasonably high.

Moreover, even a fully specified test oracle for TPs, FPs, and FNs might not take into account all task-relevant and safety-relevant objects. We consider the realization of a clearly-defined and safety-sufficient test oracle as a crucial challenge of the field. Additionally, even the absence of FPs and FNs is not necessarily sufficient for full perception safety because a wrong estimation of TP properties could still lead to accidents under an ideal planner.

D. RQ4: Do TP/FP/FN-independent metrics avoid the oracle’s challenges?

Oracle-independent metrics can avoid arbitrariness in the oracle’s judgment of the following checklist aspects:

- manual occlusion handling (Sec. IV-A2)
- object matching (Secs. IV-A7, IV-A8, IV-B2, IV-C2)
- incomplete or delayed tracks (Secs. IV-B3, IV-B4)

However, they are similarly subjected to the challenges of the remaining aspects. Especially, choosing which objects or areas are relevant (Sec. IV-A5), as well as reliably labeling ReS data (or ReS data of ReS data; Sec. IV-A4), seems necessary for ADS perception testing even if no explicit TPs, FPs, or FNs are computed. Moreover, even though certain oracle-independent metrics might be task-oriented, they might not necessarily be sufficient for safety evidences and come with additional challenges.

VII. CONCLUSION

This paper provided a comprehensive checklist of aspects that define an implemented test oracle for TPs, FPs, and FNs, along with guidance for characterizing an oracle in each aspect. Even though uncertainty and ambiguity are inherent in some aspects, an oracle definition according to the checklist

TABLE I
CHECKLIST OF THIS PAPER APPLIED TO DIFFERENT TEST ORACLES FOR TPs, FPs, FNs

Criterion of checklist	Evaluation of nuScenes tracking challenge ^a	Obtaining TPs from a drone [30]
(Context)	Scenarios	Ego vehicle dynamically participates in various urban traffic scenarios.
	OuT	Submitted detection and tracking algorithms that operate on either camera-only, lidar-only, or all raw sensor data
	Further evaluation	Computation of metrics such as AMOTA and AMOTP [31] for the online leaderboard
Basic (Sec. IV-A)	IV-A1 FoVs	ReS FoV \supseteq OuT FoV, both from ego perspective ^b . Ranges are partially defined, but the oracle cuts off ReS and OuT objects beyond class-specific distances.
	IV-A2 Occlusion handling	Implicitly defined by sensor mounting positions and labeling policy. ReS can hardly see behind occlusions of OuT except for a slightly higher mounting position of ReS lidar w.r.t. a camera-only OuT.
	IV-A3 ReS hardware	ReS HW ^b (cameras, lidar, radar, GNSS+IMU) \supseteq OuT HW
	IV-A4 ReS labeling	See human annotator instructions ^c . They are clear and detailed, but cannot rule out all uncertainties (when “reasonably sure” about object shape and location, use “best judgment” on bounding box properties). ReS objects must have at least 1 lidar or radar point. “Multiple validation steps” [29] that are not further specified.
	IV-A5 Relevant areas	No evaluation beyond class-specific maximum detection and tracking ranges (40 m to 50 m); no evaluation of bikes and motorcycles inside bike racks; list of excluded object classes.
	IV-A6 Geometr. alignment	Calibration of lidar, camera, and radar w.r.t. ego coordinate system; without accuracy estimate \rightarrow ReS-OuT-alignment might be non-perfect for the camera-only OuT.
	IV-A7 Obj. distance func.	2D center distance on the ground plane; threshold of 2 m; a match requires equal object classifications.
	IV-A8 Multi-obj. matching	Metrics from [32] use 1:1 matching and Munkres’ algorithm (see [26]).
Temporal (Sec. IV-B)	IV-B1 Synchronization	Online synchronization of lidar (20 Hz) and camera (12 Hz), but evaluation only on keyframes (2 Hz) where the sensors coincide. Radar operates on 13 Hz ^d . ReS tracks and OuT tracks are linearly interpolated “to avoid excessive track fragmentation from lidar/radar point filtering” ^a .
	IV-B2 Matching in time	Metrics from [32] keep a match over subsequent time steps for as long as it is below the threshold, even if another, new match candidate would have less cost.
	IV-B3 Incomplete tracks	All missed frames are counted as FNs; additionally, the LGD (average longest gap duration in seconds) is computed.
	IV-B4 Delays & latency	Temporally overhanging track parts are counted as FNs or FPs; additionally, the TID (average track initialization duration in seconds) is computed.
Probabil. (Sec. IV-C)	IV-C1 FoVs	FoVs are not modeled probabilistically
	IV-C2 Obj. distance func.	Deterministic distance function only
	IV-C3 Obj. exist. & class.	The oracle expects an existence confidence $\in [0, 1]$ in each time step, and a temporally constant classification $\in \{\text{car, pedestrian, } \dots\}$. Metrics in further evaluation [31] average per class over 40 different recall values, which stem from a varied existence confidence threshold of the oracle.

^a <https://www.nuscenes.org/tracking>

^b <https://www.nuscenes.org/nuscenes>

^c https://github.com/nuTonomy/nuscenes-devkit/blob/master/docs/instructions_nuscenes.md

^d <https://www.nuscenes.org/nuscenes#data-collection>

increases the transparency and comparability of TP/FP/FN-based metrics. Consequently, such metrics can represent more reliable evidences in safety argumentations.

Future work can either show the checklist's completeness and adequacy, or otherwise suggest extensions, refinements, and new structures.

REFERENCES

- [1] F. Oboril, C. Buerkle, A. Sussmann, S. Bitton, and S. Fabris, "MTBF model for AVs - from perception errors to vehicle-level failures," in *IEEE Intelligent Vehicles Symposium (IV)*. IEEE, Jun. 2022.
- [2] C. Amersbach and H. Winner, "Functional decomposition: An approach to reduce the approval effort for highly automated driving," in *8. Tagung Fahrerassistenz*. Munich: Technical University of Munich, 2017.
- [3] K. Madala and C. A. Gonzalez, "Metrics for machine learning models to facilitate SOTIF analysis in autonomous vehicles," in *SAE Technical Paper Series*. SAE International, Apr. 2023.
- [4] M. Lyssenko, C. Gladisch, C. Heinzemann, M. Woehrle, and R. Triebel, "Towards safety-aware pedestrian detection in autonomous systems," in *IEEE/RSJ International Conference on Intelligent Robots and Systems (IROS)*. IEEE, Oct. 2022.
- [5] M. Hoss, "Rolling updates on a review of testing object-based environment perception for safe automated driving," GitHub preprint, 2023, v2023-06-26. [Online]. Available: <https://github.com/michaelhoss/rolling-review-updates/releases/tag/v2023-06-26>
- [6] M. Borg, J. Henriksson, K. Socha, O. Lennartsson, E. S. Lönegren, T. Bui, P. Tomaszewski, S. R. Sathyamoorthy, S. Brink, and M. H. Moghadam, "Ergo, SMIRK is safe: A safety case for a machine learning component in a pedestrian automatic emergency brake system," *arXiv:2204.07874*, Apr. 2022.
- [7] M. Hoss, M. Scholtes, and L. Eckstein, "A review of testing object-based environment perception for safe automated driving," *Automotive Innovation*, Feb. 2022.
- [8] J. E. Stellet, M. R. Zofka, J. Schumacher, T. Schamm, F. Niewels, and J. M. Zöllner, "Testing of advanced driver assistance towards automated driving: A survey and taxonomy on existing approaches and open questions," in *IEEE 18th Int. Conf. on Intelligent Transportation Systems*. IEEE, 2015, pp. 1455–1462.
- [9] *ISO 23150:2021 Road vehicles — Data communication between sensors and data fusion unit for automated driving functions — Logical interface*, ISO Std., May 2021.
- [10] M. Scholtes, L. Westhofen, L. R. Turner, K. Lotto, M. Schuldes, H. Weber, N. Wagener, C. Neurohr, M. H. Bollmann, F. Kortke, J. Hiller, M. Hoss, J. Bock, and L. Eckstein, "6-layer model for a structured description and categorization of urban traffic and environment," *IEEE Access*, vol. 9, pp. 59 131–59 147, 2021.
- [11] "ISO/TR 4804 — road vehicles — safety and cybersecurity for automated driving systems — design, verification and validation," Dec. 2020.
- [12] J. Luiten, A. Osep, P. Dendorfer, P. Torr, A. Geiger, L. Leal-Taixe, and B. Leibe, "HOTA: A higher order metric for evaluating multi-object tracking," *International Journal of Computer Vision*, Oct. 2020.
- [13] E. T. Barr, M. Harman, P. McMinn, M. Shahbaz, and S. Yoo, "The oracle problem in software testing: A survey," *IEEE Transactions on Software Engineering*, vol. 41, no. 5, pp. 507–525, May 2015.
- [14] S. Abrecht, L. Gauerhof, C. Gladisch, K. Groh, C. Heinzemann, and M. Woehrle, "Testing deep learning-based visual perception for automated driving," *ACM Transactions on Cyber-Physical Systems*, vol. 5, no. 4, pp. 1–28, Oct. 2021.
- [15] Z. Wang, D. Feng, Y. Zhou, W. Zhan, L. Rosenbaum, F. Timm, K. Dietmayer, and M. Tomizuka, "Inferring spatial uncertainty in object detection," *arXiv:2003.03644*, 2020.
- [16] R. Philipp, J. Rehbein, F. Grun, L. Hartjen, Z. Zhu, F. Schuldt, and F. Howar, "Systematization of relevant road users for the evaluation of autonomous vehicle perception," in *IEEE International Systems Conference (SysCon)*. IEEE, Apr. 2022.
- [17] S. Topan, K. Leung, Y. Chen, P. Tupekar, E. Schmerling, J. Nilsson, M. Cox, and M. Pavone, "Interaction-dynamics-aware perception zones for obstacle detection safety evaluation," in *IEEE Intelligent Vehicles Symposium (IV)*. IEEE, Jun. 2022.
- [18] M. Butz, C. Heinzemann, M. Herrmann, J. Oehlerking, M. Rittel, N. Schalm, and D. Ziegenbein, "SOCA: Domain analysis for highly automated driving systems," in *2020 IEEE 23rd International Conference on Intelligent Transportation Systems (ITSC)*. IEEE, Sep. 2020.
- [19] M. Wolf, L. R. Douat, and M. Erz, "Safety-aware metric for people detection," in *IEEE International Intelligent Transportation Systems Conference (ITSC)*. IEEE, Sep. 2021.
- [20] J. Chu, T. Zhao, J. Jiao, Y. Yuan, and Y. Jing, "SOTIF-oriented perception evaluation method for forward obstacle detection of autonomous vehicles," *IEEE Systems Journal*, pp. 1–12, 2023.
- [21] K. Mori, K. Storms, and S. Peters, "Conservative estimation of perception relevance of dynamic objects for safe trajectories in automotive scenarios," *arXiv:2307.10873v1*, Jul. 2023.
- [22] K. Storms, K. Mori, and S. Peters, "Sure-val: Safe urban relevance extension and validation," *arXiv:2308.02266v1*, Aug. 2023.
- [23] D. Sondell and K. Svensson, "Matching vehicle sensors to reference sensors using machine learning methods," Master's thesis, Chalmers University of Technology, 2018.
- [24] M. Brahmi, "Bewertung der objektbasierten Umfeldwahrnehmung für Fahrerassistenzsysteme mithilfe von Referenzsystemen," Ph.D. dissertation, TU Braunschweig, Apr. 2020.
- [25] D. Schuhmacher, B.-T. Vo, and B.-N. Vo, "A consistent metric for performance evaluation of multi-object filters," *IEEE Transactions on Signal Processing*, vol. 56, no. 8, pp. 3447–3457, 2008.
- [26] K. Bernardin and R. Stiefelhagen, "Evaluating multiple object tracking performance: the CLEAR MOT metrics," *Journal on Image and Video Processing*, vol. 2008, p. 1, 2008.
- [27] H. Mao, X. Yang, and B. Dally, "A delay metric for video object detection: What average precision fails to tell," in *IEEE/CVF International Conference on Computer Vision (ICCV)*. IEEE, Oct. 2019.
- [28] Z. Wang, D. Feng, Y. Zhou, L. Rosenbaum, F. Timm, K. Dietmayer, M. Tomizuka, and W. Zhan, "Inferring spatial uncertainty in object detection," in *IEEE/RSJ International Conference on Intelligent Robots and Systems (IROS)*. IEEE, Oct. 2020.
- [29] H. Caesar, V. Bankiti, A. H. Lang, S. Vora, V. E. Liong, Q. Xu, A. Krishnan, Y. Pan, G. Baldan, and O. Beijbom, "nuScenes: A multimodal dataset for autonomous driving," *arXiv:1903.11027*, 2019.
- [30] R. Krajewski, M. Hoss, A. Meister, F. Thomsen, J. Bock, and L. Eckstein, "Using drones as reference sensors for neural-networks-based modeling of automotive perception errors," in *IEEE Intelligent Vehicles Symposium (IV)*, 2020.
- [31] X. Weng and K. Kitani, "A baseline for 3D multi-object tracking," *arXiv:1907.03961*, 2019.
- [32] K. Bernardin, A. Elbs, and R. Stiefelhagen, "Multiple object tracking performance metrics and evaluation in a smart room environment," in *6th IEEE International Workshop on Visual Surveillance, in conjunction with ECCV*, 2006.
- [33] R. Salay and K. Czarnecki, "Improving ML safety with partial specifications," in *Computer Safety, Reliability, and Security*, A. Romanovsky, E. Troubitsyna, I. Gashi, E. Schoitsch, and F. Bitsch, Eds. Cham: Springer International Publishing, 2019, pp. 288–300.
- [34] G. Volk, J. Gamberdinger, A. von Bernuth, and O. Bringmann, "A comprehensive safety metric to evaluate perception in autonomous systems," in *IEEE 23rd International Conference on Intelligent Transportation Systems (ITSC)*. IEEE, Sep. 2020.
- [35] M. Lyssenko, C. Gladisch, C. Heinzemann, M. Woehrle, and R. Triebel, "From evaluation to verification: Towards task-oriented relevance metrics for pedestrian detection in safety-critical domains," in *IEEE/CVF Conference on Computer Vision and Pattern Recognition Workshops (CVPRW)*. IEEE, Jun. 2021.
- [36] A. Bansal, J. Singh, M. Verucchi, M. Caccamo, and L. Sha, "Risk ranked recall: Collision safety metric for object detection systems in autonomous vehicles," in *10th Mediterranean Conference on Embedded Computing (MECO)*. IEEE, Jun. 2021.
- [37] J. Pillion, A. Kar, and S. Fidler, "Learning to evaluate perception models using planner-centric metrics," in *2020 IEEE/CVF Conference on Computer Vision and Pattern Recognition (CVPR)*. IEEE, Jun. 2020.
- [38] S. Shalev-Shwartz, S. Shammah, and A. Shashua, "On a formal model of safe and scalable self-driving cars," *arXiv:1708.06374*, 2017, v6.
- [39] *UL4600 - Standard for Safety for the Evaluation of Autonomous Products*, Underwriters Laboratories Std., Rev. Voting Version, Dec. 2019.