

# VOXBLINK: X-LARGE SPEAKER VERIFICATION DATASET ON CAMERA

Yuke Lin<sup>1,2</sup>, Xiaoyi Qin<sup>1,2</sup>, Ming Cheng<sup>1,2</sup>, Ning Jiang<sup>3</sup>, Guoqing Zhao<sup>3</sup>, Ming Li<sup>1,2</sup>

<sup>1</sup>School of Computer Science, Wuhan University, Wuhan, China

<sup>2</sup>Data Science Research Center, Duke Kunshan University, Kunshan, China

<sup>3</sup>Mashang Consumer Finance Co., Ltd

## ABSTRACT

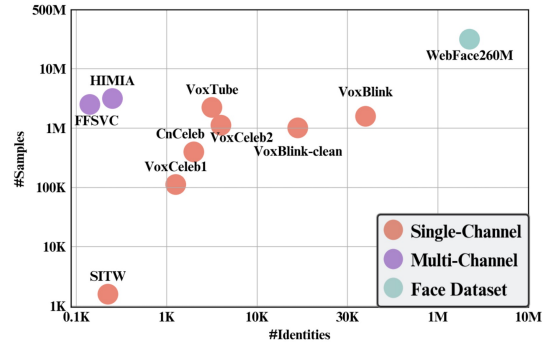
In this paper, we contribute a novel and extensive dataset for speaker verification, which contains noisy 38k identities/1.45M utterances (VoxBlink) and relatively cleaned 18k identities/1.02M (VoxBlink-Clean) utterances for training. Firstly, we accumulate a 60K+ users' list with their avatars and download their short videos on YouTube. We then established an automatic and scalable pipeline to extract relevant speech and video segments from these videos. To our knowledge, the VoxBlink dataset is one of the largest speaker recognition datasets available. Secondly, we conduct a series of experiments based on different backbones trained on a mix of the VoxCeleb2 and the VoxBlink-Clean. Our findings highlight a notable performance improvement, ranging from 13% to 30%, across different backbone architectures upon integrating our dataset for training. The dataset will be made publicly available shortly.

**Index Terms**— Speaker Verification, Dataset, Large-scale, Multimodel.

## 1. INTRODUCTION

Speaker verification in the wild has achieved remarkable success due to the boom of CNNs. The key drivers behind the success of automatic speaker verification (ASV) consists of the evolution of backbone architecture[1, 2, 3, 4], the introduction of diverse loss functions[5, 6, 7], and the availability of large-scale corpora[8, 9]. Even though growing efforts have been devoted to refining networks and training strategies, the academic community still faces constraints by the limited number and diversity of available training sets.

We can make a comparison with facial datasets, millions of images establish a robust foundation for facial recognition applications. Regrettably, in the field of speaker recognition, the availability of publicly accessible datasets with both mountainous utterances and speakers in the wild remains noticeably limited. As is shown in Fig.1, many contributions have been made to enrich ASV datasets[8, 9, 10, 11, 12, 13, 14, 13]. Some datasets[11, 12] mainly comprise multi-channel speeches, which reduces the diversity of training data. While others[10, 13, 12] fall short of their limited styles, languages and scales. Among these endeavors, the VoxCeleb [8, 9] stands out as the most successful as it contains over one million utterances from thousands of speakers. Nonetheless, its exclusive reliance on celebrity data limits its scalability. Additionally, the VoxTube[15] boasts over 4M utterances, making it one of the



**Fig. 1.** Comparisons of # identities and # samples for our VoxBlink data and public ASV training set (also a face dataset as a contrast). The x and y-axis have **non-uniform** scales.

largest open-source speaker recognition dataset to date. However, due to its reliance solely on audio information for clustering, the accuracy of its derived labels are not convincing. Meanwhile, hard samples can be easily discarded during the filtration, hindering further improvement of ASV systems.

We introduce the VoxBlink, an x-large scale dataset for speaker verification. Unlike the VoxCeleb, all the data in the VoxBlink is captured automatically from users who upload *short* videos on YouTube, which contain over 1.4M utterances from over 30K speakers. Moreover, By utilizing refined inference audio-visual models and relying on more scalable data sources, our pipeline is more robust and promising than the VoxTube's. The speech segments share cross-age, cross-lingual, cross-channel and cross-valice attributes as the dataset is formulated "in the wild". This dataset is also audio-visual, potentially valuable for other applications like speech separation[16, 17], multi-modal verification[18] and diarization[19, 20], etc.

In the second part of the paper, we incorporate the VoxBlink and train various models with different backbones. When introducing VoxBlink-clean, all models exhibit a performance boost ranging from 13% to 30%. Our primary contributions can be summarized as:

- (i) We propose a more scalable and robust pipeline to collecting speaker recognition data.
- (ii) We collect a novel x-large speaker recognition dataset VoxBlink and its purified version, VoxBlink-clean.
- (iii) We achieve a considerable performance improvement under different backbones by integrating the VoxBlink-clean.

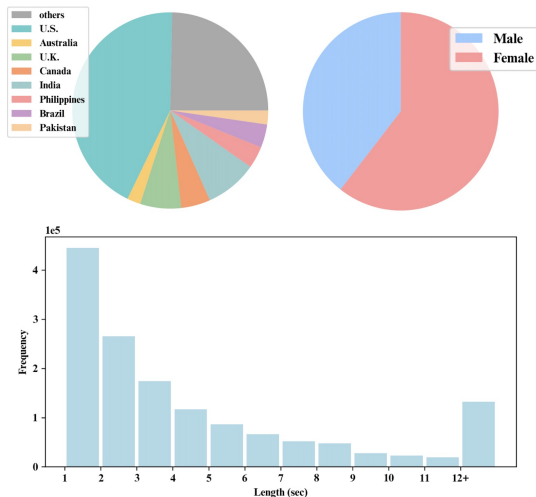
## 2. THE VOXBLINK DATASET

### 2.1. Data Description

The VoxBlink contains 1,455,237 utterances from 38,067 users on YouTube. All segments are extracted from short videos uploaded by ordinary YouTube users, encompassing various contexts (As shown in Fig.4), including podcasts, music lives, speeches, live streaming highlights, etc. Indoor reverberation, non-verbal voice, background music and other acoustic conditions have increased the complexity and diversity of the data. Most of the segments are recorded on mobile devices, with recording environments spanning indoors, outdoors, and a variety of complex scenarios. Other general information can be referred to Table.1 and Fig.2 shows a visualization of the statistics.

**Table 1.** Dataset statistics for the VoxBlink. The last two lines describe the time-varying characteristics across different videos recorded from the same speaker.

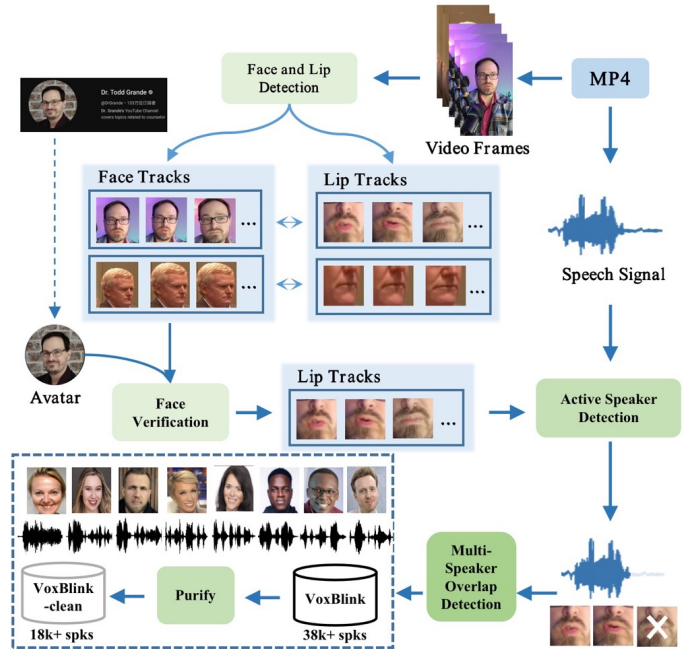
Dataset	VoxBlink	VoxBlink-clean
# of SPKs	38,067	18,381
# of videos	372,091	241,172
# of hours	2,135	1,670
# of utterances	1,455,237	1,028,106
Avg # of videos per SPK	9.77	13.12
Avg # of utterances per SPK	38.23	55.93
Avg # of duration per utterance (s)	5.28	4.87
Avg # of video recording intervals (days)	39.72	34.55
Avg # of video recording span (days)	440.07	441.85



**Fig. 2.** Top: the distribution of gender (*left*) and geographic location (*right*) of speakers. Bottom: The distribution of utterance lengths in the dataset

### 2.2. PipeLine

As depicted in Fig.3, we employ an automatic multi-modal pipeline to curate the VoxBlink from Youtube. Our core innovation lies in utilizing user avatars for frame-by-frame facial verification with their corresponding videos. Additionally, with the help of other tools, we can extract speech/video segments specifically pertaining to the target user. For clarity, we summarize the process as follows:



**Fig. 3.** The automatic pipeline (step II~V) for the VoxBlink.

**Step I: Candidate list and video downloading.** We start by compiling a list containing over 2,000 commonly used names as well as some professions and themes for data diversity. Having observed that users are more likely to appear in short videos, we opt to retain users with a single-face avatar who have uploaded short videos. Over 1M videos from 61,038 users with avatars are downloaded after duplicate removal in the Youtube retrieval.

**Step II: Face and lip tracking.** Using Retina Face[21], we detect both facial and lip movements, producing corresponding video and lip tracks. By setting a threshold for the minimum Intersection over Union (IOU) value between two consecutive detections, we ensure that each track contains only one individual’s face or lip.

**Step III: Face verification.** We utilize ResNet-IRSE50[6] to extract speaker embeddings frame by frame along the track. Meanwhile, the face embedding of the avatar has been extracted as template embedding after flip augmentation, which promotes the robustness. Then cosine scores are calculated along the track and the track-level average score is calculated to discard non-target tracks.

**Step IV: Active Speaker Detection.** This process is employed to acquire genuine speech segments of the speaker from the tracks. A Seq2Seq audio-visual active speaker detection model[22] aids in locating active speech by lip motions and audio in the track. This method not only helps to discard the silent or voice-over pieces but also rejects out-of-sync fragments.

**Step V: Multi-Speaker Overlap Detection.** The goal of this step is to exclude overlapped speech segments, which would interfere with the training performance. To enhance the quality of speech segments further, we employ a Conformer-based toolkit specifically trained on our self-synthesized dataset. Moreover, we discard utterances shorter than one second in duration..

**Step VI: Meta info collection.** Due to platform constraints, only the geographical locations of approximately 21,000 speakers are



**Fig. 4.** The wordcloud that highlights the thematic diversity of the VoxBlink, which is generated by videos’ tags.

recorded, with participants spanning 130 regions. Given the challenges in obtaining gender labels, we binary-classify the speakers’ genders using audio-visual data. As shown in Fig.2, about 60.5% of speakers are female. We also collect other meta-information about the video, including release time, category, and tags of each video for other potential applications.

Additionally, we only preserve those speakers with 5+ utterances to maintain the within-speaker diversity. The audio-visual data obtained through the pipeline constitutes the VoxBlink, whose name is inspired by the characteristics of short videos. The VoxBlink is only designed to be a training-only set, so the thresholds in the pipeline are set to be less strict manually. Furthermore, since the VoxBlink consists of only short videos, it can be guaranteed that there is no intersection with the VoxCeleb dataset.

### 2.3. Purify

However, since the threshold was manually set, the dataset may contain some noisy data. Upon manual inspection, we recognize some recordings where users are merely lip-syncing, indicating the need to further purify our data. Therefore, we purify the VoxBlink dataset based on the following 3 scores:

- The average score of within-speaker embedding cosine similarities derived by ResNet34[2].
- The average score of within-speaker face embedding cosine similarities derived by [6].
- The average music-speech discrimination score of a speaker by [23].

The purified version is named VoxBlink-clean, where we find few noisy labels during the audition.

## 3. SPEAKER VERIFICATION SETTINGS

In this section, we describe the experimental settings of several speaker verification systems. Evaluation metrics and implemental details are detailly introduced to follow. We also suggest a Mix-Finetune(Mix-FT) training mode to accelerate the training process.

### 3.1. Evaluation metrics

We use the VoxBlink solely for training, adhering to the VoxCeleb1 and VoxSRC23-val test protocols. Two performance metrics are taken into account: (i)Equal Error Rate (EER) represents the rate at which both acceptance and rejection errors are equal. (ii) minDCF (Minimum Detection Cost Function) shows the minimized detection cost considering different decision costs and error rates.

### 3.2. Implement details

We utilize the VoxCeleb2 mixed with the VoxBlink-clean to achieve optimal results. We adopt On-the-fly data augmentation[24] to add additive background noise or convolutional reverberation noise for the time-domain waveform. Also, we apply speaker augmentation with speed perturbation[25]. We speed up or down each utterance by a factor of 0.9 or 1.1, yielding shifted pitch utterances that are considered from new speakers. Finally, the training data contains 6,360,345 utterances (3,084,318 from the VoxBlink and 3,276,027 from the VoxCeleb2) from 73,125 speakers (55,143 from the VoxBlink and 17,982 from the VoxCeleb2). The acoustic features are 80-dimensional log Mel-filterbank energies with a frame length of 25ms and a hop size of 10ms. The input frame length is fixed at 200 frames, and cosine similarity scores are calculated in the evaluation phase. As for the back-end head, we utilize the AAM-Softmax[6] ( $m=0.2, s=32$ ) to classify different speakers.

Inspired by [26], we observed that starting the training with a blend of both datasets from the onset, as compared to initially training with the VoxCeleb2 for a period followed by incorporating the VoxBlink-clean, yields closed performances. Therefore we carry most of our experiments based on three stages:

In the first stage, we perform a linear warm-up learning rate schedule at the first five epochs to the initial learning rate at 0.1, which aims to prevent model vibration and speed model training. In the second stage, the SGD optimizer is employed to update the model parameters and the StepLR scheduler with 0.1 initial LR drop to  $1e-3$ . As the first two stages only use the VoxCeleb2, we introduce the VoxBlink-clean in the last phase. The training process resumes at  $1e-3$  lr and gradually drops till convergence.

### 3.3. Model Settings

**ResNet-Based.** Systems based on the ResNet consistently excel in classification tasks. We primarily adopted two structures based on the ResNet. One is the ResNet34[27] followed by a temporal statistic pooling layer. The widths (channel number) of the residual blocks are  $\{64, 128, 256, 512\}$ . Another model is the ResNet100 with frequency-wise Squeeze-Excitation (fwSE) [28] blocks, which has a relative larger scale.

**SimAM-ResNet.** ResNet with Simple attention module (SimAM) has presented strong competitiveness in ASV[29]. The SimAM module is a plug-and-play module without extra modal parameters. Here we adopt ResNet34 and ResNet100 with SimAM, followed by attentive statistics pooling(ASP).

**Table 2.** The experimental results of different backbones with/without the VoxBlink. Importantly, we do not use any post-processing method and all the benchmarks are based on the cosine scores between trails.  $\Delta$  represents the EER improvement on Vox1-O when using the VoxBlink compared to not using the VoxBlink.

ID	Model	Size	VoxCeleb2	VoxBlink		$\Delta$	Vox1-O		Vox1-E		Vox1-H	
				-clean			EER[%]	mDCF <sub>0.01</sub>	EER[%]	mDCF <sub>0.01</sub>	EER[%]	mDCF <sub>0.01</sub>
M1	ResNet34	23.9M	×	✓	-	2.499	0.241	-	-	-	-	
			✓	×	-	0.856	0.084	0.995	0.112	1.832	0.179	
			✓	✓	<b>13.1%</b>	<b>0.744</b>	0.057	0.988	0.109	1.787	0.176	
M2	ECAPA-TDNN(1024C)	14.7M	✓	×	-	-	-	-	-	-	-	
			✓	✓	-	-	-	-	-	-		
			✓	✓	-	-	-	-	-	-		
M3	SimAM-ResNet34	25.2M	✓	×	-	0.767	0.066	0.894	0.100	1.626	0.162	
			✓	✓	<b>16.8%</b>	<b>0.638</b>	0.070	0.833	0.096	1.539	0.156	
			✓	×	-	0.622	0.058	0.761	0.083	1.391	0.132	
M4	SimAM-ResNet100	50.2M	✓	✓	-	<b>0.441</b>	0.044	0.681	0.075	1.268	0.125	
			✓	×	-	0.580	0.057	0.775	0.083	1.438	0.141	
			✓	✓	<b>22.1%</b>	<b>0.452</b>	0.038	0.709	0.079	1.277	0.128	

**ECAPA-TDNN.** ECAPA-TDNN[1] is currently the most popular and state-of-the-art (SOTA) TDNN-series model for speaker verification. We use the 1024-channel ECAPA-TDNN for testing here.

## 4. RESULTS

### 4.1. Base Result

As is shown in table.2, it can be deduced that the domain of the VoxBlink doesn't closely align with that of the VoxCeleb2, as the results from Vox1-O exhibit better performance when trained only on the VoxCeleb2 than that on the VoxBlink-clean. However, the VoxBlink-clean can be regarded as a supplement training set of the VoxCeleb2. As we can see, across models M1 to M5, we achieve performance enhancements of 13.1%, TODO, 16.8%, 29.1%, and 22.1% when introducing the VoxBlink-clean, respectively. Performance improvements are observed across all other test protocols (Vox1-E and Vox1-H), ranging from 2% to 12%. Moreover, as we enlarge the model size, the positive impact of adding the VoxBlink-clean for training becomes increasingly noticeable.

### 4.2. Post-Processing

The ASV systems could benefit from several post-processing methods, including Large-Margin Fine-Tune (LMFT)[30], Adaptive Symmetric Score Normalization (AS-Norm)[31] and Quality Measure Functions (QMF)[30]. Therefore, we follow the same post-processing settings as [32] to enhance performance. As shown in Table.3, by incorporating the VoxBlink for Mix-FT, followed by a series of post-processing steps, we achieved a reduction in EER from 0.441% to 0.282% on the Vox-O test set. Compared to using only the VoxCeleb2 as the training set with post-processing, we achieve a relative 20.8% EER improvement (0.356% to 0.282%).

Nevertheless, without incorporating the VoxBlink for training, the LMFT achieves a 12.7% improvement, while Mix-FT using the VoxBlink-clean shows only a 5.8% boost. We also observed that the EER improvement of the LMFT under Mix-FT is not significant in other models. We speculate that this might be because the average

duration of the VoxBlink is shorter than that of VoxCeleb2, meaning that longer segments contain limited information, which leads to a muted improvement when increasing the training duration.

**Table 3.** The post-processing results based on SimAM-ResNet100 with/without the VoxBlink-clean data.

Only the VoxCeleb2 for training				
ID	Method	$\Delta$	Vox1-O	
			EER[%]	mDCF <sub>0.01</sub>
M4	SimAM-ResNet100		0.622	0.058
	+LMFT	13.7%	0.537	0.045
	++ AS-Norm	8.9%	0.489	0.047
	+++ QMF	27.2%	0.356	0.040
With the VoxBlink-clean for Mix-FT				
M4	SimAM-ResNet100		0.441	0.044
	+LMFT	6.1%	0.414	0.035
	++ AS-Norm	14.0%	0.356	0.037
	+++ QMF	21.8%	<b>0.282</b>	0.029

## 5. CONCLUSION

This paper introduces a novel multi-modal dataset named VoxBlink for the speaker verification task. We develop an automatic multi-modal pipeline to extract target users' speech segments on YouTube and conduct further cleansing to build the VoxBlink-clean. The descriptions of the datasets are demonstrated in detail. We also achieve significant improvements by incorporating the VoxBlink-clean across different backbones, which proves that the VoxBlink-clean is an excellent supplement dataset for training.

## 6. ACKNOWLEDGEMENT

This research is funded in part by the National Natural Science Foundation of China (62171207), Science and Technology Program of Suzhou City(SYC2022051) and MaShang Consumer Finance Co.Ltd. Many thanks for the computational resource provided by the Advanced Computing East China Sub-Center.

## 7. REFERENCES

- [1] B. Desplanques, J. Thienpondt, and K. Demuynck, "ECAPA-TDNN: Emphasized Channel Attention, Propagation and Aggregation in TDNN Based Speaker Verification," in *Proc. Interspeech*, 2020, pp. 3830–3834.
- [2] K. He, X. Zhang, S. Ren, and J. Sun, "Deep residual learning for image recognition," in *Proc. CVPR*, 2016, pp. 770–778.
- [3] D. Snyder, D. Garcia-Romero, G. Sell, D. Povey, and S. Khudanpur, "X-vectors: Robust dnn embeddings for speaker recognition," in *Proc. ICASSP*, 2018, pp. 5329–5333.
- [4] Y. Zhang, Z. Lv, H. Wu, S. Zhang, P. Hu, Z. Wu, H. yi Lee, and H. Meng, "MFA-Conformer: Multi-scale Feature Aggregation Conformer for Automatic Speaker Verification," in *Proc. Interspeech*, 2022, pp. 306–310.
- [5] F. Wang, J. Cheng, W. Liu, and H. Liu, "Additive margin softmax for face verification," *IEEE Signal Processing Letters*, vol. 25, no. 7, pp. 926–930, 2018.
- [6] J. Deng, J. Guo, N. Xue, and S. Zafeiriou, "Arcface: Additive angular margin loss for deep face recognition," in *Proc. CVPR*, 2019, pp. 4685–4694.
- [7] L. Wan, Q. Wang, A. Papir, and I. L. Moreno, "Generalized end-to-end loss for speaker verification," in *Proc. ICASSP*, 2018, pp. 4879–4883.
- [8] A. Nagrani, J. S. Chung, and A. Zisserman, "Voxceleb: a large-scale speaker identification dataset," in *INTERSPEECH*, 2017.
- [9] J. S. Chung, A. Nagrani, and A. Zisserman, "VoxCeleb2: Deep Speaker Recognition," in *Proc. Interspeech*, 2018, pp. 1086–1090.
- [10] Y. Fan, J. Kang, L. Li, K. Li, H. Chen, S. Cheng, P. Zhang, Z. Zhou, Y. Cai, and D. Wang, "Cn-celeb: A challenging chinese speaker recognition dataset," in *Proc. ICASSP*, 2020, pp. 7604–7608.
- [11] X. Qin, M. Li, H. Bu, S. Narayanan, and H. Li, "The 2022 far-field speaker verification challenge: Exploring domain mismatch and semi-supervised learning under the far-field scenarios," 2022.
- [12] X. Qin, H. Bu, and M. Li, "Hi-mia: A far-field text-dependent speaker verification database and the baselines," in *Proc. ICASSP*, 2020, pp. 7609–7613.
- [13] V. Panayotov, G. Chen, D. Povey, and S. Khudanpur, "Librispeech: An asr corpus based on public domain audio books," in *Proc. ICASSP*, 2015, pp. 5206–5210.
- [14] M. McLaren, L. Ferrer, D. Castan, and A. Lawson, "The Speakers in the Wild (SITW) Speaker Recognition Database," in *Proc. Interspeech*, 2016, pp. 818–822.
- [15] I. Yakovlev, A. Okhotnikov, N. Torgashov, R. Makarov, Y. Voevodin, and K. Simonchik, "VoxTube: a multilingual speaker recognition dataset," in *Proc. INTERSPEECH 2023*, 2023, pp. 2238–2242.
- [16] Z. Jin, B. Zeng, and F. Zhang, "A multi-objective perceptual aware loss function for end-to-end target speaker separation," in *Proc. APSIPA ASC*, 2022, pp. 658–662.
- [17] C. Xu, W. Rao, E. S. Chng, and H. Li, "Spex: Multi-scale time domain speaker extraction network," *IEEE/ACM TASLP*, vol. 28, p. 1370–1384, may 2020. [Online]. Available: <https://doi.org/10.1109/TASLP.2020.2987429>
- [18] M. Liu, K. A. Lee, L. Wang, H. Zhang, C. Zeng, and J. Dang, "Cross-modal audio-visual co-learning for text-independent speaker verification," in *Proc. ICASSP*, 2023, pp. 1–5.
- [19] M. Cheng, W. Wang, Y. Zhang, X. Qin, and M. Li, "Target-speaker voice activity detection via sequence-to-sequence prediction," in *Proc. ICASSP*, 2023, pp. 1–5.
- [20] W. Wang, Q. Lin, D. Cai, and M. Li, "Similarity measurement of segment-level speaker embeddings in speaker diarization," *IEEE/ACM Transactions on Audio, Speech, and Language Processing*, vol. 30, pp. 2645–2658, 2022.
- [21] J. Deng, J. Guo, E. Ververas, I. Kotsia, and S. Zafeiriou, "Retinaface: Single-shot multi-level face localisation in the wild," in *Proc. CVPR*, 2020, pp. 5202–5211.
- [22] M. Cheng, H. Wang, Z. Wang, Q. Fu, and M. Li, "The whu-alibaba audio-visual speaker diarization system for the misp 2022 challenge," in *Proc. ICASSP*, 2023, pp. 1–2.
- [23] J. Lee, J. Park, K. L. Kim, and J. Nam, "Sample-level deep convolutional neural networks for music auto-tagging using raw waveforms," *arXiv preprint arXiv:1703.01789*, 2017.
- [24] W. Cai, J. Chen, J. Zhang, and M. Li, "On-the-fly data loader and utterance-level aggregation for speaker and language recognition," *IEEE/ACM TASLP*, vol. 28, pp. 1038–1051, 2020.
- [25] W. Wang, D. Cai, X. Qin, and M. Li, "The dku-dukeeece systems for voxceleb speaker recognition challenge 2020," *arXiv preprint arXiv:2010.12731*, 2020.
- [26] X. Qin, D. Cai, and M. Li, "Robust multi-channel far-field speaker verification under different in-domain data availability scenarios," *IEEE/ACM Transactions on Audio, Speech, and Language Processing*, vol. 31, pp. 71–85, 2023.
- [27] W. Cai, J. Chen, and M. Li, "Exploring the Encoding Layer and Loss Function in End-to-End Speaker and Language Recognition System," in *Proc. Odyssey*, 2018, pp. 74–81.
- [28] J. Thienpondt, B. Desplanques, and K. Demuynck, "Integrating Frequency Translational Invariance in TDNNs and Frequency Positional Information in 2D ResNets to Enhance Speaker Verification," in *Proc. Interspeech*, 2021, pp. 2302–2306.

- [29] X. Qin, N. Li, C. Weng, D. Su, and M. Li, “Simple attention module based speaker verification with iterative noisy label detection,” in *Proc. ICASSP, 2022*, pp. 6722–6726.
- [30] J. Thienpondt, B. Desplanques, and K. Demuynck, “The idlab voxsrc-20 submission: Large margin fine-tuning and quality-aware score calibration in dnn based speaker verification,” in *Proc. ICASSP, 2021*, pp. 5814–5818.
- [31] P. Matějka, O. Novotný, O. Plchot, L. Burget, M. Sánchez, and J. Černocký, “Analysis of Score Normalization in Multilingual Speaker Recognition,” in *Proc. Interspeech, 2017*.
- [32] Z. Li, Y. Lin, X. Qin, and M. Li, “The DKU-MSXF Speaker Verification System for the Vox-Celeb Speaker Recognition Challenge 2023,” <https://sites.duke.edu/dkusmiip/files/2023/08/DKU-MSXH-Team-Track123.pdf>.