

MixBCT: Towards Self-Adapting Backward-Compatible Training

Yu Liang^{1,2}, Shiliang Zhang³, Yaowei Wang⁴, Sheng Xiao¹, Kenli Li¹, Xiaoyu Wang⁵

¹Hunan University ²Intellifusion Inc. ³Peking University ⁴Peng Cheng Laboratory

⁵The Hong Kong University of Science and Technology(Guangzhou)

Abstract

The exponential growth of data, alongside advancements in model structures and loss functions, has necessitated the enhancement of image retrieval systems through the utilization of new models with superior feature embeddings. However, the expensive process of updating the old retrieval database by replacing embeddings poses a challenge. As a solution, backward-compatible training can be employed to avoid the necessity of updating old retrieval datasets. While previous methods achieved backward compatibility by aligning prototypes of the old model, they often overlooked the distribution of the old features, thus limiting their effectiveness when the old model's low quality leads to a weakly discriminative feature distribution. On the other hand, instance-based methods like L2 regression take into account the distribution of old features but impose strong constraints on the performance of the new model itself. In this paper, we propose MixBCT, a simple yet highly effective backward-compatible training method that serves as a unified framework for old models of varying qualities. Specifically, we summarize four constraints that are essential for ensuring backward compatibility in an ideal scenario, and we construct a single loss function to facilitate backward-compatible training. Our approach adaptively adjusts the constraint domain for new features based on the distribution of the old embeddings. We conducted extensive experiments on the large-scale face recognition datasets MS1Mv3 and IJB-C to verify the effectiveness of our method. The experimental results clearly demonstrate its superiority over previous methods. Code is available at <https://github.com/yuleung/MixBCT>

Introduction

Image retrieval is a widely-used technique, especially in large-scale industrial settings [10, 12, 8, 13]. Typically, given a query, the retrieval system returns several related items in the gallery set according to a ranked list of similar items. With advances in representation learning and increased data availability, there is a natural desire to improve the performance of retrieval systems by training better embedding models. Unfortunately, the embedding produced by the new model may not be compatible with the old embedding, meaning that the old and new embeddings cannot be directly mutually retrieved. Updating old embeddings through a costly operation called 'backfilling' can be a major challenge for large-scale gallery sets consisting of millions or even billions of items. Backward-compatible train-

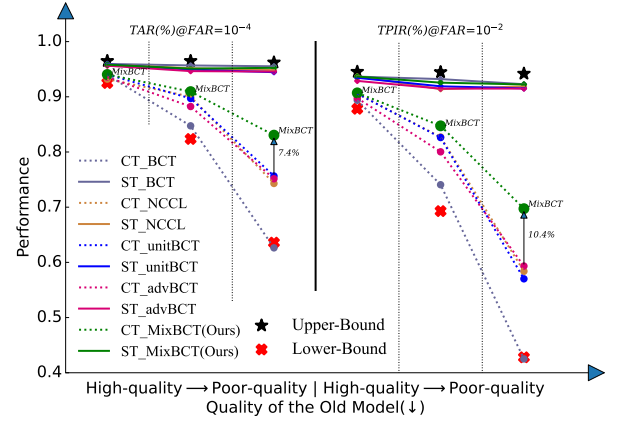


Figure 1: Open-Class scenario, compare the 1:1 verification(left) and 1:N identification(right) performance on IJB-C face recognition benchmark with state-of-the-art methods in the setting of old model with different quality. 'CT' is short for 'cross-test', which measures backward-compatible performance, and 'ST' is short for 'self-test', which measures the negative impact of backward-compatible training on new models.

ing, originally proposed in [22], enables straightforward deployment of new models in a 'backfill-free' manner.

BCT [22] achieves backward compatibility by utilizing the old model's classifier as a regularization term, referred to as the influence loss, during the training of the new model. Specifically, BCT aligns the old feature class centers with the new model classifier by leveraging the old classifier to classify new features. Recent works [27, 1, 23, 28, 17], which we refer to as old prototype-based methods, have demonstrated performance improvements under the BCT framework. However, as depicted in Figure 1, the performance of old prototype-based methods is greatly impacted by the deterioration in the quality of old models. This problem is further exacerbated by the prevalence of poor-quality old gallery features in practical scenarios, stemming from limitations in feature storage compression, early-stage feature encoding techniques, dataset scale, and other factors.

The limitations of old prototype-based approaches are

multifaceted. **Firstly**, inaccurate old class prototype leads the new model aligning with the wrong old class center. There are some cases where inaccurate prototypes can arise besides insufficient training data. For example, when new data contains classes that were not present in the old data, or when the old classifier has been discarded for economic reasons, replacing the old prototype with the class-average feature of the old feature may be necessary, but the synthesis of pseudo-old class prototypes is easy to be impacted by noise samples, particularly when the intra-class variance of the old class is large. **Secondly**, class centers do not capture information about the distribution within the class. Relying solely on old class centers cause the new model ignored intra-class information of the old model, which can lead to incorrect retrieval results. **Thirdly**, the new model backbone is directly constrained by the old class prototypes of a worse model, which limits the expressive ability of the new model. **Finally**, combining the old prototypes with the new classifier in a concatenated way increases the parameters of the new model’s classifier, which is not feasible for training on large-scale datasets.

Furthermore, in NCCL [26], the authors adopt contrastive learning to explicitly constrain the feature embeddings and logits of the new model by comparing them with those of the old model through a memory bank. NCCL provides constraints at both the instance-level and the category-level. However, its limited by the size of the memory bank and the gap between the old and new features. The excessive gap between the old and new features can make it difficult to determine whether they belong to the same category, thereby limiting the effectiveness of the naive contrastive learning.

To adapt the cases where the old model has low quality, we have found that using L2 regression to align the old and new features at the instance-level can be more effective. However, the strong constraint imposed by the L2 regression may limit the performance of the new model, as it may overly restrict new model’s feature space.

In an effort to overcome the limitations of previous methods, we present MixBCT, a lightweight and straightforward general framework for backward-compatible training. Our approach offers several distinct advantages: 1) It allows the new model to comprehensively obtain the distribution knowledge of the old model at the instance-level and adaptively adjust the constraints for the new model; 2) We enforce the compatibility constraint on the new classifier rather than on the new features to avoid directly impacting the backbone of the new model; 3) Backward-compatible training can be performed using a single classification loss, and no additional parameters are necessary for the training process.

Overall, our contributions can be summarized as follows:

1. As the quality of the old model decreases, the intra-class variance of the feature increases, and previous methods struggle to perform well. Instance-based L2 regression is effective, but its strong constraints can affect the performance of the new model. MixBCT provides a solution to this problem.
2. Our approach is a lightweight and simple unified frame-

work that requires only a single loss for backward-compatible training. This simplicity makes our method more accessible and easier to implement for practical use.

3. We evaluated our proposed method on the large-scale face recognition datasets MS1Mv3 [6] and IJB-C [14], demonstrating its clear advantages.

Related Works

Backward-Compatible Training. Backward-compatible training is a way to achieve the purpose of compatibility between the new model and the old model without backfilling. BCT [22] used the classifier of the old model as a regular term to constrain the new feature. Bai et al. [1] aligned two types of embedding features by letting the class prototypes of the old and new models supervise each other’s features. UniBCT [27] utilized the stronger model capability of the new model to update the old class prototypes in the learning process. AdvBCT [17] introduces an elastic boundary constraint to further refine the alignment between the new embeddings and the old prototypes. Although using old prototypes as a regularizer can achieve backward compatibility, it suffers from a significant drawback. Specifically, it fails to capture distribution information within a category, leading to relatively large deviations in distribution between the new and old models. Such deviation is fatal in the retrieval task. NCCL [26] used contrastive learning. It stores the feature embeddings and logits of the old model in the memory bank, and treats the same label as positive pairs and different label as negative pairs between the old and new features. Moreover, in order to reduce the impact of new-to-old compatibility on the new feature discriminativeness, some works [23, 28, 21] relaxed the condition of ‘backfillfree’ and allow the old features to be updated during training.

Cross Model Compatibility. The purpose of Cross Model Compatibility (CMC) is also to achieve feature compatibility between the two different models. Unlike backward-compatible training, CMC doesn’t have the concept of new and old models because the parameters of both models are fixed and cannot be learned. CMC typically achieves model compatibility by adding a feature transformation module between the two models. For example, RBT [24] proposed a lightweight conversion module called ‘‘RBT’’ and uses L2 similarity between features and KL divergence between logits to transform features. BC-Aligner [11] also introduces a lightweight backward compatibility transformation to align new and old embeddings. Moreover, R3AN [5] introduced a module composed of generative adversarial networks to align feature distributions. LCE [15] achieves CMC through aligning class centers while restricting more compact intra-class distributions.

Knowledge Distillation. Unlike model evolution in backward-compatible training, Knowledge distillation(KD) transfers the knowledge of a large-scale teacher model to a small student model, it is a kind of model compression technology. According to the knowledge type of distillation, knowledge distillation can be categorized into response-based [9, 16, 29, 3], feature-based [2, 25, 25], and relation-

based [19, 18, 4], etc. Knowledge can be acquired from single or multiple layers of the teacher model. [9] utilized the logit of the classifier for distillation. DKD [30] decoupled logit-based KD into two parts: target class knowledge distillation (TCKD) and non-target class knowledge distillation (NCKD), promising results is achieved by balancing TCKD and NCKD. Fitnets [20] introduced the features of the teacher hidden layer as the knowledge source for the student model. CCDD [19] not only transfer the instance-level information but also the correlation between instances. In general. The goal of KD is that students fully learned the knowledge of the teacher, and backward-compatible training needs to ensure that the performance of the new model is higher than the performance of the old model, whether in cross testing between the new model and the old model or in self testing.

Methodology

In this section, we will first formalize the goal of backward-compatible training. Then, we will explore the limitations of existing methods, After that, we will introduce our approach.

Problem Settings

In general, a feature embedding model can be divided into two modules: the backbone ϕ and the classifier ψ , the backbone maps the input \mathcal{X} to a d dimensional feature space $\mathcal{F} \in \mathcal{R}^d$, $\mathcal{X} \rightarrow \mathcal{F}$, while the classifier ψ classifies the features. In backward-compatible training, we want directly compare the features $\phi_o(x)$ generated by the old model with the features $\phi_n(x)$ generated by the new model. Following [22], the empirical compatibility criterion is defined as,

$$M(\phi_n(x); \phi_o(x); \mathcal{Q}; \mathcal{G}) > M(\phi_o(x); \phi_o(x); \mathcal{Q}; \mathcal{G}), \quad (1)$$

where M is an evaluation metric, \mathcal{Q} denotes the query set, \mathcal{G} denotes the gallery set. To accommodate various types of backward-compatible scenarios in practical applications(Close-Set and Open-Set), and considering that it is common for old classifier to be discarded due to storage overhead. We assume that ϕ_o of the old model is available and the classifier ψ_o is not available. The knowledge for backward-compatible training can be extracted by the old model: $\phi_o(\mathcal{D}_n)$, where \mathcal{D}_n is the training data of the new model.

The Ideal Goal of Backward-Compatible Training

The ultimate objective of backward-compatible training can be summarized as ensuring that any query sample $\forall \phi_n(x)$ generated by the new model satisfies the following criterion:

$$d(\phi_n(x); \phi_{o/n}(x)^P) < d(\phi_n(x); \phi_{o/n}(x)^N), \quad (2)$$

where $\phi_{o/n}(x)^P$ and $\phi_{o/n}(x)^N$ are both feature embedding samples in the gallery set. P denotes positive samples, which belong to the same category as $\phi_n(x)$, while N denotes negative samples, which belong to a different category than $\phi_n(x)$. Specifically, Eq (2) can be divided into the following four constraints:

lowing four constraints:

$$\begin{cases} d(\phi_n(x); \phi_n(x)^P) < d(\phi_n(x); \phi_n(x)^N) & (3) \\ d(\phi_n(x); \phi_n(x)^P) < d(\phi_n(x); \phi_o(x)^N) & (4) \\ d(\phi_n(x); \phi_o(x)^P) < d(\phi_n(x); \phi_n(x)^N) & (5) \\ d(\phi_n(x); \phi_o(x)^P) < d(\phi_n(x); \phi_o(x)^N). & (6) \end{cases}$$

Realizing the ideal goal defined in Eq (2) relies on the premise of ideal training for the new model.

Analysis of Old Prototype-based and Instance-based Methods

The old prototype-based methods [1, 22, 27, 23, 28, 17] utilize the class center of the old feature as the backward-compatible constraint item and included the following constraints:

$$d(\phi_n(x); \mathcal{C}_o^P) < d(\phi_n(x); \mathcal{C}_o^N), \quad (7)$$

where \mathcal{C}_o^P and \mathcal{C}_o^N denotes the positive and negative class prototypes of the old features, respectively. Since the new model can only access the old class prototypes as a source of information, retrieval between old and new features may encounter difficulties. Especially when the intra-class distribution of the old class is relatively scattered, the constraint Eq (7) can easily result in situations where $d(\phi_n(x); \phi_o(x)^P) > d(\phi_n(x); \phi_o(x)^N)$, leading to retrieval errors.

In light of the issues with the old prototype-based methods, instance-based methods such as L2 regression appear to be a viable option. The backward-compatible loss based on L2 regression can be formulated as,

$$\begin{aligned} \mathcal{L}_{insBCT} &= \mathcal{L}_{cls} + \lambda \mathcal{L}_2, \text{ where} \\ \mathcal{L}_2 &= \frac{1}{N} \sum_{i=1}^N \|\phi_n(x_i), \phi_o(x_i)\|_2, \end{aligned} \quad (8)$$

where \mathcal{L}_{cls} is the classification loss, $\|\bullet\|_2$ denote L2 distance, and N indicates the batch size. Instance-level alignment can effectively fit the feature distribution of the old model, the training process is simple and does not require additional parameters. However, L2 regression is a highly restrictive task in the learning process of the new model, which limits its self-test performance.

MixBCT: Mixing Old and New Features for Backward-Compatible Training

The old prototype-based approach is unsuitable for dealing with the relatively large intra-class variance of the old features. Although instance-level L2 regression can capture the distribution information of the features of the previous model, its strong constraint limits the efficacy. To address these issues, we propose a simple yet effective approach that strikes a balance between the methods of old prototype-based and instance-based while also going one step further. We call this approach 'MixBCT'.

Fig. 3 illustrates the workflow of MixBCT. During each step of the training phase, we randomly mix the new and

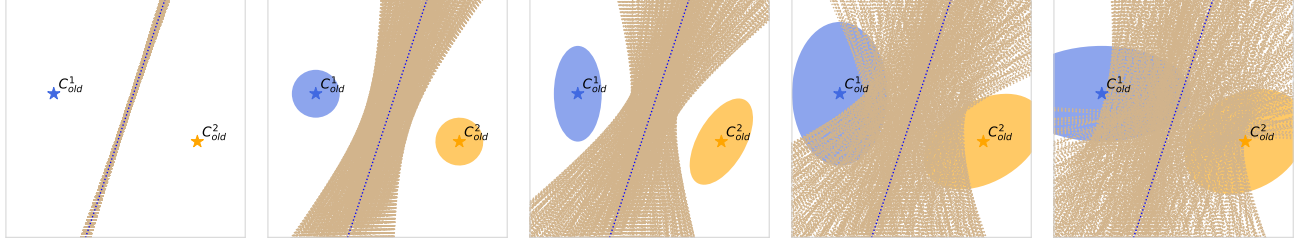


Figure 2: Generally, consider any two classes C^1 and C^2 , in each subgraph, the circle or ellipse are the distribution areas of the old features, C_o^1 and C_o^2 are the old class centers of class C^1 and class C^2 respectively. From left to right, the quality of the old model decreases in turn. The light blue dashed line is the boundary hyperplane used by the current old prototype-based method to constrain the new feature, and it is the midperpendicular of the line between two classes. Specifically, the old prototype-based method restricts new features belong to C^1 to the left of the light blue dashed line, and new features belong to C^2 to the right. The light orange dashed line is the boundary hyperplane where our method constrains the weights of the new model classifier, which means that the region not covered by the light orange dashed line is the feasible domain.

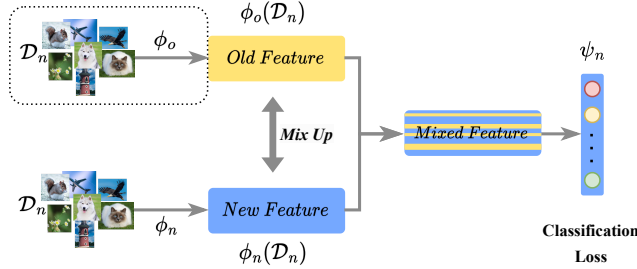


Figure 3: The dashed part of our workflow can be completed prior to backward-compatible training. During the training phase, we extract old features directly from $\phi_o(\mathcal{D}_n)$ and mix them with new features to train the new model. Once backward-compatible training is complete, only the new model is required for feature extraction.

old features in a proportional manner and classify them using the new model’s classifier. The *Mix* operation can be represented as:

$$\phi(x)^{Mix} = Mix\{\alpha\phi_o(x), (1 - \alpha)\phi_n(x); x \in \mathcal{D}_n\}, \quad (9)$$

where α is a ratio factor, and the *Mix* operation combines old features and new features in proportion by replacing some of the new features with the old ones. The optimization objective is:

$$w_\phi^n, w_\psi^n = \arg \min \mathcal{L}_{MixBCT}(\psi(\phi(x)^{Mix})). \quad (10)$$

Eq (10) means that we can achieve backward compatibility with a single classification loss function:

$$\mathcal{L}_{MixBCT} = L_{cls}(\phi(x)^{Mix}). \quad (11)$$

Let’s assume that backward-compatible training systems have the potential to achieve the ideal objectives described in Eq (2), where the new model is sufficiently robust and ideally trained. In MixBCT, it employs a single classification loss function that incorporates both old and new features for embedding learning in retrieval tasks. The primary objective

of this classification loss is to ensure that, for the mixed features, the maximum intra-class distance is always less than the minimum inter-class distance: $d(\phi_{o/n}(x); \phi_{o/n}(x)^P) < d(\phi_{o/n}(x); \phi_{o/n}(x)^N)$. Considering that the distance relationship between the old features is fixed, the optimization objective of the classification loss function becomes: $d(\phi_n(x); \phi_{o/n}(x)^P) < d(\phi_n(x); \phi_{o/n}(x)^N)$, which aligns with Eq (2). Consequently, MixBCT can effectively achieve the ideal objective of backward-compatible training. On the other hand, conventional old prototype-based methods can only guarantee compliance with Eq (3) and Eq (4), while NCCL [26] can only ensure compliance with Eq (3) and Eq (6).

Additionally, to mitigate the impact of noise in the old feature $\phi_o(\mathcal{D}_n)$ caused by the lower quality of the old model, similar to UniBCT [27], we utilize normalized Euclidean distance to identify noisy samples. Specifically, we perform L2 normalization on $\phi_o(\mathcal{D}_n)$ along each dimension to standardize its scale. Next, we compute the Euclidean distance of each sample to the center of its corresponding class and exclude the top 10% of the old features that are farthest from the center. With the inclusion of the denoised old feature $\phi_o(x)^*$ into the mixed features $\phi(x)^{Mix*}$, the resulting loss function after denoising the old feature is:

$$\mathcal{L}_{MixBCT} = L_{cls}(\phi(x)^{Mix*}). \quad (12)$$

MixBCT introduces constraints on the classifier of the new model, effectively circumventing the direct limitations imposed by the old prototype-based framework on the new model’s backbone. Fig. 2 visually illustrates the constraints imposed by MixBCT and the old prototype-based approach. It is evident that MixBCT considers the distribution of the old features and dynamically adjusts the constraint domain for the new model. In cases where the old feature class is compact, MixBCT places fewer constraints on the new model to maximize its potential while ensuring backward compatibility. Conversely, as the old features within the class become more dispersed, MixBCT imposes stronger constraints on the new model to ensure optimal performance for backward retrieval. In contrast, the old prototype-

based method enforces the same constraints on the new model throughout, thus making it challenging to guarantee backward-compatible performance when the old model has lower quality.

The simple workflow of the MixBCT makes it can be easily foreseen that our method basically not affect the training speed of the new model during the training process and does not require additional parameter. This simplicity makes our method more accessible and easier to implement for practical use.

Experiments

Datasets and Evaluation

Datasets: Large-scale datasets are necessary for evaluating the performance of backward-compatible training since its goal is to avoid updating old features in the gallery set. We employ the MS1Mv3 [6] dataset containing 5,179,510 face images and 93,431 unique identities as the training set to train the feature embedding model. We evaluate the backward-compatible performance using the widely used and challenging IJB-C [14] face recognition benchmark. To assess the performance, we conduct both self-test and cross-test, with the former examining the impact of backward compatibility on the performance of new model and the latter assessing the backward-compatible performance.

Metric: The IJB-C 1:1 verification protocol comprises a large set of 469,376 template pairs, where the task is to determine whether a given pair of templates corresponds to the same identity. In cross-test, we generate the first template using the old model and the second template using the new model. We evaluate performance using the TAR@FAR (TAR: True Acceptance rate, FAR: False Acceptance Rate) metric for the 1:1 verification protocol. In the IJB-C 1:N identification protocol, the gallery set contains 3,531 images, while the query set comprises 19,593 images. The task is to use the templates in the query set to retrieve the corresponding templates in the gallery set. In cross-test of 1:N protocol, we use the old model to generate the gallery set and the new model to generate the query set. Note that the IJB-C benchmark is an open-set evaluation dataset, where some of the identities in the query set may not exist in the gallery set. We use the TPIR@FAR (TPIR: True Positive Identification Rate) as the evaluation metric under the open-set setting for the 1:N protocol.

Lower Bound and Upper Bound: We trained the old model using iResnet18 [7] and the new model using iResnet50 [7]. The performance of the old model trained on \mathcal{D}_o will serve as the lower bound. If the cross-test performance exceeds the lower bound, we can consider that the goal of achieving backward-compatible has been met. Previous works used the self-test performance of the new model trained on \mathcal{D}_n without the constraint as the upper bound. However, since the information of the old model is used in the backward-compatible training process of the new model, we should use the self-test performance of the new model trained on $\mathcal{D}^{100\%} = \mathcal{D}_o \cup \mathcal{D}_n$ instead of just \mathcal{D}_n as the upper bound.

Setup	Training-set	Subset	#images	#classes
<i>E-D</i>	$\mathcal{D}_o^{30\%d} : \mathcal{D}^{100\%}$	$\mathcal{D}_o^{30\%d}$	1,554,138	93,431
<i>E-C</i>	$\mathcal{D}_o^{30\%c} : \mathcal{D}^{100\%}$	$\mathcal{D}_n^{70\%d}$	3,625,384	93,431
<i>O-D</i>	$\mathcal{D}_o^{30\%d} : \mathcal{D}_n^{70\%d}$	$\mathcal{D}_n^{30\%c}$	1,581,241	28,029
<i>O-C</i>	$\mathcal{D}_o^{30\%c} : \mathcal{D}_n^{70\%c}$	$\mathcal{D}_n^{70\%c}$	3,598,269	65,402

Table 1: Details of each training set split. *E-D*, *E-C*, *O-D*, *O-C*, which stand for Extended-data, Extended-class, Open-data and Open-class, respectively.

Implementation Details

We use 8 NVIDIA 2080Ti/3090Ti GPUs for training and apply automatic mixed precision (AMP) with float16 and float32. We use standard stochastic gradient descent (SGD) as the optimizer. Batch-size is set to 128×8 . An initial learning rate of 0.1, and the learning rate linearly decays to zero over the course of training. The weight decay is set to 5×10^{-4} and momentum is 0.9. The training stops after 35 epochs. We set the ratio α of old and new features in the mixup process to 0.3, which matches the data split ratio.

Benchmarks

Our method is suitable for both close-set and open-set model upgrading scenarios. We consider four specific model upgrade scenarios with varying old model qualities.

1) **Extended-data:** The top 30% data of each ID is used to train the old model, while the whole dataset is used to train the new model. 2) **Extended-class:** The top 30% IDs are used to train the old model, while the whole dataset is used to train the new model. 3) **Open-data:** The top 30% data of each ID is used to train the old model, while the remaining 70% data is used to train the new model. 4) **Open-class:** The top 30% IDs are used to train the old model, while the remaining 70% IDs are used to train the new model. The details of these dataset settings are provided in Tab. 1.

Performance Comparison in Various Old Model Qualities

The selection of loss function and embedding dimension greatly impacts the quality of the model. Therefore, we trained the old model using popular embedding loss Arcface [6] and the simple Cross-Entropy loss, setting feature dimensions with 128, 256, or 512 to construct models of varying qualities. A lower performance of the old model indicates inferior quality in terms of feature embeddings. For the new model, we trained using Arcface loss with the same feature dimensions as the old model. We first evaluate the performance under the open-class scenario, which is considered the most challenging scenario of all.

The experimental results are presented in Tab. 2. In particular, when the old model employs Cross-Entropy as the target loss and feature dimension is set to 128, the quality of the old model is relatively poor. Our proposed method achieves significant improvement compared with state-of-the-art methods. UniBCT [27] mitigated the problem of inaccurate old class prototype in BCT [22] to some extent by updating old feature class prototypes with the new

Method	1:1 Verification		1:N Identification		AVG
	Cross-Test	Self-Test	Cross-Test	Self-Test	
	TAR(%)@FAR=10-4		TPIR(%)@FAR=10-2		
Open-Class		128-Dim	$\mathcal{L}_{CE} / \mathcal{L}_{Arc}$		
<i>Lower-B</i>	-	0.6358	-	0.4280	-
<i>Upper-B'</i>	0	0.9528	0	0.9269	-
<i>Upper-B</i>	0	0.9622	0	0.9419	-
<i>BCT</i>	0.6263	0.9553	0.4251	0.9288	0.7339
<i>UniBCT</i>	0.7430	0.9483	0.5839	0.9190	0.7986
<i>NCCL</i>	0.7565	0.9446	0.5702	0.9153	0.7967
<i>AdvBCT</i>	0.7515	0.9456	0.5933	0.9149	0.8013
<i>L₂</i>	0.8094	0.9362	0.6747	0.8959	0.8291
<i>MixBCT</i>	0.8305	0.9525	0.6973	0.9224	0.8507
Open-Class		256-Dim	$\mathcal{L}_{CE} / \mathcal{L}_{Arc}$		
<i>Lower-B</i>	-	0.8236	-	0.6929	-
<i>Upper-B</i>	0	0.9649	0	0.9447	-
<i>BCT</i>	0.8474	0.9568	0.7407	0.9321	0.8693
<i>UniBCT</i>	0.9003	0.9517	0.8271	0.9238	0.9007
<i>NCCL</i>	0.8970	0.9493	0.8262	0.9190	0.8979
<i>AdvBCT</i>	0.8824	0.9465	0.8003	0.9148	0.8860
<i>L₂</i>	0.8967	0.9422	0.8235	0.9055	0.8920
<i>MixBCT</i>	0.9094	0.9510	0.8474	0.9256	0.9084
Open-Class		512-Dim	$\mathcal{L}_{Arc} / \mathcal{L}_{Arc}$		
<i>Lower-B</i>	-	0.9250	-	0.8783	-
<i>Upper-B</i>	0.0002	0.9647	0	0.9453	-
<i>BCT</i>	0.9320	0.9582	0.8937	0.9366	0.9301
<i>UniBCT</i>	0.9395	0.9596	0.9057	0.9372	0.9355
<i>NCCL</i>	0.9405	0.9587	0.9058	0.9344	0.9349
<i>AdvBCT</i>	0.9357	0.9563	0.8976	0.9288	0.9296
<i>L₂</i>	0.9392	0.9574	0.9032	0.9336	0.9334
<i>MixBCT</i>	0.9410	0.9597	0.9071	0.9367	0.9361

Table 2: Comparison of our method and state-of-the-art methods in the **Open-Class scenario with different quality** of old model. From top to bottom, the quality of the old model gradually improved. 'Open-Class': Open-Class scenario. ' $\mathcal{L}_{CE} / \mathcal{L}_{Arc}$ ': Old model uses Cross-Entropy loss, and the new model uses Arcface loss. '128-dim': The dimension of feature embedding is 128. '*Lower-B*': Lower bound. '*Upper-B'*': The Upper bound utilized by the previous method. '*Upper-B*': Upper bound. 'Avg': The average of the performance, a simple statistic. '*L₂*': L2 regression.

model, while AdvBCT [17] adding further constraints. However, it's still limited to the old prototype during backward-compatible training. NCCL [26], in all experiments, we increased its memory bank size to 8192 instead of 2048 in order to make it work better with large-scale datasets, utilized both old and new features and logit for contrastive learning. Nevertheless, due to the difference in capability between the old and new models, the gap between the feature space they learn is relatively large, making it challenging to optimize feature-level contrast learning directly. In the 1:1 verification and 1:N identification task of cross-test, MixBCT achieves 7.4% and 10.4% higher than the previous best performing methods, respectively. In self-test both 1:1 verification task and 1:N identification task, consistent performance improvements were also achieved.

It can be observed that naive L2 regression achieves relatively better cross-test performance compared to previous methods when old model is relatively poor, because of it directly aligns the old and new feature distributions. However, its strong constraint can negatively impact the performance of the new model in self-test.

Interestingly, we observe that as the quality of the old

Method	1:1 Verification		1:N Identification		AVG
	Cross-Test	Self-Test	Cross-Test	Self-Test	
	TAR(%)@FAR=10-4		TPIR(%)@FAR=10-2		
Extended-Class		128-Dim	$\mathcal{L}_{CE} / \mathcal{L}_{Arc}$		
<i>Lower-B</i>	-	0.6358	-	0.4280	-
<i>Upper-B</i>	0	0.9622	0	0.9419	-
<i>BCT</i>	0.6400	0.9605	0.4474	0.9402	0.7470
<i>UniBCT</i>	0.7595	0.9542	0.6033	0.9289	0.8115
<i>NCCL</i>	0.7624	0.9536	0.5784	0.9284	0.8057
<i>AdvBCT</i>	0.7628	0.9550	0.6196	0.9307	0.8170
<i>L₂</i>	0.8228	0.9497	0.6907	0.9207	0.8460
<i>MixBCT</i>	0.8363	0.9580	0.7104	0.9329	0.8594
Open-Data		512-Dim	$\mathcal{L}_{CE} / \mathcal{L}_{Arc}$		
<i>Lower-B</i>	-	0.8076	-	0.6670	-
<i>Upper-B</i>	0.0002	0.9647	0	0.9453	-
<i>BCT</i>	0.8213	0.9619	0.6890	0.9424	0.8537
<i>UniBCT</i>	0.8937	0.9592	0.8186	0.9380	0.9024
<i>NCCL</i>	0.8929	0.9546	0.8147	0.9303	0.8981
<i>AdvBCT</i>	0.8800	0.9556	0.8019	0.9303	0.8920
<i>L₂</i>	0.8966	0.9476	0.8203	0.9171	0.8954
<i>MixBCT</i>	0.9044	0.9551	0.8410	0.9309	0.9079
Extended-Data		512-Dim	$\mathcal{L}_{CE} / \mathcal{L}_{Arc}$		
<i>Lower-B</i>	-	0.8076	-	0.6670	-
<i>Upper-B</i>	0.0002	0.9647	0	0.9453	-
<i>BCT</i>	0.8217	0.9631	0.6891	0.9425	0.8541
<i>UniBCT</i>	0.8946	0.9610	0.8160	0.9396	0.9028
<i>NCCL</i>	0.8923	0.9548	0.8180	0.9292	0.8986
<i>AdvBCT</i>	0.8838	0.9567	0.8039	0.9302	0.8937
<i>L₂</i>	0.8965	0.9491	0.8272	0.9187	0.8979
<i>MixBCT</i>	0.9067	0.9570	0.8440	0.9329	0.9102

Table 3: Performance comparison with state-of-the-art methods in various backward compatibility scenarios and the old models have relatively **poor-quality**. 'Extended-Class': Extended-Class scenario. 'Open-Data': Open-Data scenario. 'Extended-Data': Extended-Data scenario.

model improves, the performance gap between the various methods is reduced, including L2 regression. This is likely due to the reduced gap between the old and new models, which allows for well alignment of the old and new features during backward-compatible training.

Performance Comparison in Various Backward-Compatible Scenarios

Our proposed method has broad applicability and can be utilized in various scenarios. In addition to the Open-class scenario, we have compared the performance of our method with the state-of-the-art methods in other scenarios, including Extended-Class, Open-Data, and Extended-Data, which basically cover all the scenarios that require backward-compatible training.

We conducted various scenario experiments under two conditions: first, when the old model had relatively low quality, and second, when it had relatively high quality. It should be noted that, in the Extended-Data and Open-Data scenarios, as well as in poor-quality model setting, we opted to set the feature dimension of the old model to 512 instead of 128. This was necessary due to the very poor performance observed when training the old model with a feature dimension of 128, which makes it unlikely to be adopted in real-world retrieval systems. The experimental results are presented in Tab. 3 and Tab. 4.

When applied to a old model with poor quality, MixBCT

Method	1:1 Verification		1:N Identification		AVG
	Cross-Test	Self-Test	Cross-Test	Self-Test	
	TAR(%)@FAR=10-4		TPIR(%)@FAR=10-2		
Extended-Class		512-Dim	$\mathcal{L}_{Arc} / \mathcal{L}_{Arc}$		
<i>Lower-B</i>	-	0.9250	-	0.8783	-
<i>Upper-B</i>	0.0002	0.9647	0	0.9453	-
<i>BCT</i>	0.9350	0.9637	0.8962	0.9442	0.9348
<i>UniBCT</i>	0.9429	0.9637	0.9115	0.9440	0.9405
<i>NCCL</i>	0.9430	0.9624	0.9120	0.9432	0.9402
<i>AdvBCT</i>	0.9411	0.9615	0.9085	0.9401	0.9378
<i>L₂</i>	0.9426	0.9601	0.9105	0.9397	0.9382
<i>MixBCT</i>	0.9450	0.9637	0.9122	0.9441	0.9413
Open-Data		512-Dim	$\mathcal{L}_{Arc} / \mathcal{L}_{Arc}$		
<i>Lower-B</i>	-	0.9295	-	0.8911	-
<i>Upper-B</i>	0.0002	0.9647	0	0.9453	-
<i>BCT</i>	0.9382	0.9637	0.9053	0.9437	0.9377
<i>UniBCT</i>	0.9452	0.9622	0.9178	0.9427	0.9420
<i>NCCL</i>	0.9466	0.9635	0.9167	0.9440	0.9427
<i>AdvBCT</i>	0.9444	0.9617	0.9132	0.9401	0.9399
<i>L₂</i>	0.9473	0.9615	0.9183	0.9427	0.9424
<i>MixBCT</i>	0.9467	0.9628	0.9178	0.9453	0.9432
Extended-Data		512-Dim	$\mathcal{L}_{Arc} / \mathcal{L}_{Arc}$		
<i>Lower-B</i>	-	0.9295	-	0.8911	-
<i>Upper-B</i>	0.0002	0.9647	0	0.9453	-
<i>BCT</i>	0.9379	0.9629	0.9060	0.9450	0.9380
<i>UniBCT</i>	0.9467	0.9637	0.9163	0.9443	0.9428
<i>NCCL</i>	0.9467	0.9628	0.9196	0.9451	0.9436
<i>AdvBCT</i>	0.9450	0.9611	0.9150	0.9436	0.9412
<i>L₂</i>	0.9473	0.9610	0.9177	0.9440	0.9425
<i>MixBCT</i>	0.9476	0.9648	0.9186	0.9453	0.9441

Table 4: Performance comparison with state-of-the-art methods in various backward compatibility scenarios and the old models have relatively **high-quality**.

maintains a clear performance advantage across various scenarios, with the advantage becoming increasingly apparent as the quality of the old model decreases. These observations align with the findings from the Open-Class scenario. When applied to a high-quality old model, our approach maintains the high performance of backward compatibility, and achieving consistent performance improvements over the state-of-the-art approaches. These results provide strong evidence of the robustness and effectiveness of our proposed method across a range of scenarios.

Ablation Study

The Effect of Denoising Operation: We investigate the impact of denoising operation under different levels of model quality, as presented in Tab. 5. The efficacy of denoising operation depends on the quality of the old model. When the quality of the old model is poor, denoising can effectively reduce noise and facilitate backward-compatible training of the new model. However, for the relatively high-quality old model, denoising is no longer necessary due to the compactness of the old feature intra-class.

The Effect of Hyperparameter α : We also investigate the effects of hyperparameter α under different levels of model quality, as shown in Tab. 6. We varied the hyperparameters α from 0.1 to 0.5, with 0.5 representing an equal mix of old and new features. We observed that when the quality of the old model is relatively high, the choice of hyperparameters α has minimal effect on the performance because of the good alignment between the old and new model. Con-

Method	1:1 Verification		1:N Identification		AVG
	Cross-Test	Self-Test	Cross-Test	Self-Test	
	TAR(%)@FAR=10-4		TPIR(%)@FAR=10-2		
Open-Class		128-Dim	$\mathcal{L}_{CE} / \mathcal{L}_{Arc}$		
<i>Lower-B</i>	-	0.6358	-	0.4280	-
<i>Upper-B</i>	0	0.9622	0	0.9419	-
<i>MixBCT</i> [⊖]	0.8267	0.9518	0.6874	0.9230	0.8472
<i>MixBCT</i>	0.8305	0.9525	0.6973	0.9224	0.8507
Open-Class		512-Dim	$\mathcal{L}_{Arc} / \mathcal{L}_{Arc}$		
<i>Lower-B</i>	-	0.9250	-	0.8783	-
<i>Upper-B</i>	0.0002	0.9647	0	0.9453	-
<i>MixBCT</i> [⊖]	0.9414	0.9598	0.9081	0.9372	0.9366
<i>MixBCT</i>	0.9410	0.9597	0.9071	0.9367	0.9361

Table 5: The effect of denoising operation of old feature on performance under **different quality** of old model. "⊖" means no old feature denoising.

Setup	1:1 Verification		1:N Identification		AVG
	Cross-Test	Self-Test	Cross-Test	Self-Test	
	TAR(%)@FAR=10-4		TPIR(%)@FAR=10-2		
Open-Class		128-Dim	$\mathcal{L}_{CE} / \mathcal{L}_{Arc}$		
<i>Lower-B</i>	-	0.6358	-	0.4280	-
<i>Upper-B</i>	0	0.9622	0	0.9419	-
$\alpha = 0.1$	0.7876	0.9568	0.6308	0.9308	0.8265
$\alpha = 0.2$	0.8172	0.9557	0.6730	0.9285	0.8436
$\alpha = 0.3$	0.8305	0.9525	0.6973	0.9224	0.8507
$\alpha = 0.4$	0.8311	0.9459	0.6932	0.9091	0.8448
$\alpha = 0.5$	0.8166	0.9378	0.6821	0.8953	0.8330
Open-Class		512-Dim	$\mathcal{L}_{Arc} / \mathcal{L}_{Arc}$		
<i>Lower-B</i>	-	0.9250	-	0.8783	-
<i>Upper-B</i>	0.0002	0.9647	0	0.9453	-
$\alpha = 0.1$	0.9401	0.9594	0.9073	0.9364	0.9358
$\alpha = 0.2$	0.9406	0.9590	0.9087	0.9380	0.9366
$\alpha = 0.3$	0.9410	0.9597	0.9071	0.9367	0.9361
$\alpha = 0.4$	0.9407	0.9594	0.9074	0.9349	0.9356
$\alpha = 0.5$	0.9410	0.9574	0.9070	0.9344	0.9350

Table 6: The effect of the hyperparameter α under **different quality** of old model.

versely, when the quality of the old model is poor, the choice of hyperparameters α can result in some performance fluctuations. Nonetheless, our method is still outperforms previous state-of-the-art approaches under various hyperparameter α settings.

Generally, the proportion of old features relative to new features should not be set too high, such as $\alpha = 0.5$, since the new model is typically stronger and can further enhance retrieval performance. Setting the proportion too low, such as $\alpha = 0.1$, may lead to the new model paying insufficient attention to the old features.

Conclusion

In this paper, we propose MixBCT, a simple yet effective backward-compatible training method that uses the new classifier to classify both old and new mixed features. In comparison to other state-of-the-art methods, MixBCT enables the new model to acquire distribution knowledge of old features and automatically adjust constraints. The training process of our method is straightforward and requires only a single classification loss function. We evaluate MixBCT on old models of varying quality and in multiple backward-compatible scenarios, demonstrating its effectiveness through extensive experiments.

References

- [1] Yan Bai, Jile Jiao, Yihang Lou, Shengsen Wu, Jun Liu, Xuetao Feng, and Ling-Yu Duan. Dual-tuning: Joint prototype transfer and structure regularization for compatible feature learning. *IEEE Transactions on Multimedia*, 2022.
- [2] Defang Chen, Jian-Ping Mei, Yuan Zhang, Can Wang, Zhe Wang, Yan Feng, and Chun Chen. Cross-layer distillation with semantic calibration. In *Proceedings of the AAAI Conference on Artificial Intelligence*, volume 35, pages 7028–7036, 2021.
- [3] Guobin Chen, Wongun Choi, Xiang Yu, Tony Han, and Manmohan Chandraker. Learning efficient object detection models with knowledge distillation. *Advances in neural information processing systems*, 30, 2017.
- [4] Hanting Chen, Yunhe Wang, Chang Xu, Chao Xu, and Dacheng Tao. Learning student networks via feature embedding. *IEEE Transactions on Neural Networks and Learning Systems*, 32(1):25–35, 2020.
- [5] Ken Chen, Yichao Wu, Haoyu Qin, Ding Liang, Xuebo Liu, and Junjie Yan. R3 adversarial network for cross model face recognition. In *Proceedings of the IEEE/CVF Conference on Computer Vision and Pattern Recognition*, pages 9868–9876, 2019.
- [6] Jiankang Deng, Jia Guo, Niannan Xue, and Stefanos Zafeiriou. Arcface: Additive angular margin loss for deep face recognition. In *Proceedings of the IEEE/CVF conference on computer vision and pattern recognition*, pages 4690–4699, 2019.
- [7] Ionut Cosmin Duta, Li Liu, Fan Zhu, and Ling Shao. Improved residual networks for image and video recognition. In *2020 25th International Conference on Pattern Recognition (ICPR)*, pages 9415–9422. IEEE, 2021.
- [8] Kristen Grauman and Rob Fergus. Learning binary hash codes for large-scale image search. *Machine learning for computer vision*, pages 49–87, 2013.
- [9] Geoffrey Hinton, Oriol Vinyals, and Jeff Dean. Distilling the knowledge in a neural network. *arXiv preprint arXiv:1503.02531*, 2015.
- [10] Eva Hörster, Rainer Lienhart, and Malcolm Slaney. Image retrieval on large-scale image databases. In *Proceedings of the 6th ACM international conference on Image and video retrieval*, pages 17–24, 2007.
- [11] Weihua Hu, Rajas Bansal, Kaidi Cao, Nikhil Rao, Karthik Subbian, and Jure Leskovec. Learning backward compatible embeddings. In *Proceedings of the 28th ACM SIGKDD Conference on Knowledge Discovery and Data Mining*, pages 3018–3028, 2022.
- [12] Hervé Jégou, Matthijs Douze, and Cordelia Schmid. Improving bag-of-features for large scale image search. *International journal of computer vision*, 87(3):316–336, 2010.
- [13] Zhongyu Li, Xiaofan Zhang, Henning Müller, and Shaoting Zhang. Large-scale retrieval for medical image analytics: A comprehensive review. *Medical image analysis*, 43:66–84, 2018.
- [14] Brianna Maze, Jocelyn Adams, James A Duncan, Nathan Kalka, Tim Miller, Charles Otto, Anil K Jain, W Tyler Niggel, Janet Anderson, Jordan Cheney, et al. Iarpa janus benchmark-c: Face dataset and protocol. In *2018 international conference on biometrics (ICB)*, pages 158–165. IEEE, 2018.
- [15] Qiang Meng, Chixiang Zhang, Xiaoqiang Xu, and Feng Zhou. Learning compatible embeddings. In *Proceedings of the IEEE/CVF International Conference on Computer Vision*, pages 9939–9948, 2021.
- [16] Zhong Meng, Jinyu Li, Yong Zhao, and Yifan Gong. Conditional teacher-student learning. In *ICASSP 2019-2019 IEEE International Conference on Acoustics, Speech and Signal Processing (ICASSP)*, pages 6445–6449. IEEE, 2019.
- [17] Tan Pan, Furong Xu, Xudong Yang, Sifeng He, Chen Jiang, Qingpei Guo, Feng Qian, Xiaobo Zhang, Yuan Cheng, Lei Yang, et al. Boundary-aware backward-compatible representation via adversarial learning in image retrieval. In *Proceedings of the IEEE/CVF Conference on Computer Vision and Pattern Recognition*, pages 15201–15210, 2023.
- [18] Nikolaos Passalis, Maria Tzelepi, and Anastasios Tefas. Probabilistic knowledge transfer for lightweight deep representation learning. *IEEE Transactions on Neural Networks and Learning Systems*, 32(5):2030–2039, 2020.
- [19] Baoyun Peng, Xiao Jin, Jiaheng Liu, Dongsheng Li, Yichao Wu, Yu Liu, Shunfeng Zhou, and Zhaoning Zhang. Correlation congruence for knowledge distillation. In *Proceedings of the IEEE/CVF International Conference on Computer Vision*, pages 5007–5016, 2019.
- [20] Adriana Romero, Nicolas Ballas, Samira Ebrahimi Kahou, Antoine Chassang, Carlo Gatta, and Yoshua Bengio. Fitnets: Hints for thin deep nets. *arXiv preprint arXiv:1412.6550*, 2014.
- [21] Seonguk Seo, Mustafa Gokhan Uzunbas, Bohyung Han, Sara Cao, Joena Zhang, Taipeng Tian, and Ser-Nam Lim. Online backfilling with no regret for large-scale image retrieval. *arXiv preprint arXiv:2301.03767*, 2023.
- [22] Yantao Shen, Yuanjun Xiong, Wei Xia, and Stefano Soatto. Towards backward-compatible representation learning. In *Proceedings of the IEEE/CVF Conference on Computer Vision and Pattern Recognition*, pages 6368–6377, 2020.
- [23] Shupeng Su, Binjie Zhang, Yixiao Ge, Xuyuan Xu, Yexin Wang, Chun Yuan, and Ying Shan. Privacy-preserving model upgrades with bidirectional compatible training in image retrieval. *arXiv preprint arXiv:2204.13919*, 2022.
- [24] Chien-Yi Wang, Ya-Liang Chang, Shang-Ta Yang, Dong Chen, and Shang-Hong Lai. Unified representation learning for cross model compatibility. *arXiv preprint arXiv:2008.04821*, 2020.

- [25] Xiaobo Wang, Tianyu Fu, Shengcai Liao, Shuo Wang, Zhen Lei, and Tao Mei. Exclusivity-consistency regularized knowledge distillation for face recognition. In *Computer Vision—ECCV 2020: 16th European Conference, Glasgow, UK, August 23–28, 2020, Proceedings, Part XXIV 16*, pages 325–342. Springer, 2020.
- [26] Shengsen Wu, Liang Chen, Yihang Lou, Yan Bai, Tao Bai, Minghua Deng, and Ling-Yu Duan. Neighborhood consensus contrastive learning for backward-compatible representation. In *Proceedings of the AAAI Conference on Artificial Intelligence*, volume 36, pages 2722–2730, 2022.
- [27] Binjie Zhang, Yixiao Ge, Yantao Shen, Shupeng Su, Fanzi Wu, Chun Yuan, Xuyuan Xu, Yexin Wang, and Ying Shan. Towards universal backward-compatible representation learning. *arXiv preprint arXiv:2203.01583*, 2022.
- [28] Binjie Zhang, Shupeng Su, Yixiao Ge, Xuyuan Xu, Yexin Wang, Chun Yuan, Mike Zheng Shou, and Ying Shan. Darwinian model upgrades: Model evolving with selective compatibility. *arXiv preprint arXiv:2210.06954*, 2022.
- [29] Feng Zhang, Xiatian Zhu, and Mao Ye. Fast human pose estimation. In *Proceedings of the IEEE/CVF conference on computer vision and pattern recognition*, pages 3517–3526, 2019.
- [30] Borui Zhao, Quan Cui, Renjie Song, Yiyu Qiu, and Jiajun Liang. Decoupled knowledge distillation. In *Proceedings of the IEEE/CVF Conference on computer vision and pattern recognition*, pages 11953–11962, 2022.

Appendix of MixBCT

Pseudo Training Code

We illustrate the core algorithm of MixBCT in Alg. 1

Algorithm 1: Pseudocode of MixBCT in a PyTorch-like style.

```
#old_features:  $\phi_o(\mathcal{D}_n)$ 
#old_cred_tag: credible tags of old feature; if credible:1
#new_model: the backbone of the new mode
#bs: batch size
#ratio: mix ratio
for ep in range(start_ep, end_ep):
    for img, label, index in train_loader:
        #get selceted index
        bs_cred = old_cred_tag[index]
        bs_cred = torch.where(bs_cred == 1)[0]
        sel_ind = random.sample(range(0, len(bs_cred)), int(bs * ratio))
        sel_ind = bs_cred[sel_ind]
        #chose old features
        old_emb = old_features[index]
        new_emb = new_model(img)
        #mix operation
        new_emb[sel_ind] = old_emb[sel_ind]
        #calculate loss use the combined features
        loss =  $L_{cls}$ (new_emb, label)
        #loss backward
        loss.backward()
        update(new_model.params)
```

Visualization

For an old class, we conduct visualizations on it as well as on the three most closely related old classes. Subsequently, we showcase the comparative outcomes of four methods: UniBCT, NCCL, AdvBCT, and our proposed approach, MixBCT. We present three illustrative examples, and their corresponding results are displayed in Fig. 4. We can observed that MixBCT yields better results in achieving the desired objective (as defined in Eq. (2) of the main document) of backward-compatible training.




Figure 4: Feature visualization with different colors for different classes when the old model has poor quality, where old feature can't separate well. '▼': Old, '★': NCCL, '×': UniBCT, '■': AdvBCT, '●': MixBCT