

Towards Modeling Software Quality of Virtual Reality Applications from Users' Perspectives

Shuqing Li

*Department of Computer Science and Engineering
The Chinese University of Hong Kong
sqli21@cse.cuhk.edu.hk*

Yepang Liu

*Department of Computer Science and Engineering
Southern University of Science and Technology
liuyup1@sustech.edu.cn*

Shing-Chi Cheung

*Department of Computer Science and Engineering
The Hong Kong University of Science and Technology
scc@cse.ust.hk*

Lili Wei

*Department of Electrical and Computer Engineering
McGill University
lili.wei@mcgill.ca*

Cuiyun Gao

*Department of Computer Science and Engineering
The Chinese University of Hong Kong
cuiyungao@outlook.com*

Michael R. Lyu

*Department of Computer Science and Engineering
The Chinese University of Hong Kong
lyu@cse.cuhk.edu.hk*

Abstract—Virtual Reality (VR) technology has become increasingly popular in recent years as a key enabler of the Metaverse. VR applications have unique characteristics, including the revolutionized human-computer interaction mechanisms, that distinguish them from traditional software. As a result, user expectations for the software quality of VR applications diverge from those for traditional software. Investigating these quality expectations is crucial for the effective development and maintenance of VR applications, which remains an under-explored area in prior research.

To bridge the gap, we conduct the first large-scale empirical study to model the software quality of VR applications from users' perspectives. To this end, we analyze 1,132,056 user reviews of 14,150 VR applications across seven app stores through a semiautomatic review mining approach. We construct a taxonomy of 12 software quality attributes that are of major concern to VR users. Our analysis reveals that the VR-specific quality attributes are of utmost importance to users, which are closely related to the most unique properties of VR applications like revolutionized interaction mechanisms and immersive experiences. Our examination of relevant user complaints reveals the major factors impacting user satisfaction with VR-specific quality attributes. We identify that poor design or implementation of the movement mechanisms, control mechanisms, multimedia systems, and physics, can significantly degrade the user experience. Moreover, we discuss the implications of VR quality assurance for both developers and researchers to shed light on future work. For instance, we suggest developers implement sufficient accessibility and comfort options for users with mobility limitations, sensory impairments, and other specific needs to customize the interaction mechanisms. Our datasets and results will be released to facilitate follow-up studies.

Index Terms—VR, Software Quality, User Reviews

I. INTRODUCTION

Virtual Reality (VR) offers immersive experiences by creating interactive virtual environments for users. It has been used

for various purposes like virtual collaboration [1], medical operations [2], and entertainment [3]. Tens of thousands of VR applications have been deployed to various app stores, including Oculus App Store [4], Steam [5], VIVEPORT [6], etc., which have attracted over 171 million users worldwide [7]. The Metaverse vision has driven a surge in the VR application market. The VR global market reached around \$21.83 billion in 2021, and is expected to expand rapidly at a compound annual growth rate of 15.0% [8]. Given that VR industry is still in its early stages of development and keeps evolving rapidly, understanding users' expectations for the software quality of VR applications is crucial for effective quality assurance practices and market success.

VR applications differ from traditional software in many aspects. For example, they rely on the revolutionized software-user interaction mechanisms to provide users with immersive experiences. Users need to use special devices and their body movements to control the movement and actions of their avatars and interact with other objects in immersive three-dimensional virtual worlds. This poses greater challenges to VR development and makes users own higher and more diverse expectations on the software quality [9] of VR applications, as compared with traditional software. Some issues that are tolerable in traditional software may become severe in VR applications. Let's take performance inefficiency [10] as an example. While using traditional software with poor performance, the time delay often just causes users' impatience and affects their using experience at most, sometimes it is even unnoticeable when the time delay is not so large. However, for the highly immersive VR experiences, low-performance situations with stuttering graphics or even a relatively low-level time delay can break the senses of immersion, cause

significant discomfort to users and potentially result in motion sickness. Here is a user complaint on the severe motion sickness caused by a low-performance VR application, “*The dropping framerate and the lag from poor RAM performance give me the worst motion sickness I have ever gotten in VR*”¹.

Despite the significance and distinctiveness of VR applications’ software quality, a comprehensive understanding of the user concerns regarding it remains absent. Most existing work focuses on understanding or mitigating some specific aspects of VR applications, including prevention from ad fraud attacks [11], privacy policy auditing [12], performance optimization [13], and game design [14]. None of them systematically provide an overall picture of the user concerns regarding VR applications’ software quality. This raises the barrier for effective VR quality assurance and improvement.

To bridge the gap, we conduct the first empirical study to model the software quality of VR applications from users’ perspectives. We focus on the following research questions: ***What software quality attributes are of major concern to VR application users? What are the major factors that influence user experience on the most concerned quality attributes?***

The user reviews in VR app stores offer valuable insights into users’ experiences, expectations, and requirements. These publicly available user reviews are a significant data source for empirical studies [15], [16]. For our study, we collect 1,132,056 user reviews of 14,150 VR applications from seven app stores. To answer our research questions, we mine fine-grained concepts about software quality from the large corpus to construct a comprehensive taxonomy of quality attributes, and analyze the corresponding influencing factors. To facilitate quality analysis at scale, we build a semiautomatic approach that combines manual qualitative coding with automatic natural language processing (NLP) methods.

Via review analysis, we construct a taxonomy of 12 software quality attributes that are of major concern to VR application users (Section V). We find that users care most about VR-specific quality attributes, e.g., the attributes closely tied to the unique properties of VR applications such as revolutionized interaction mechanisms and immersive experiences. For example, users complain a lot and expect highly on the quality attributes related to comfort, interaction mechanisms, immersive experience, and multisensory behavior. Such findings indicate that the distinctive features of VR applications create new challenges to VR developers in ensuring user experiences. The constructed quality attribute taxonomy can be used as a guideline for more effective quality assurance practices of VR applications. Based on our study, we also provide insightful advice to VR developers, and discuss several challenges and implications for future work on quality assurance for researchers (Section V).

To summarize, our work makes the following contributions:

- To our best knowledge, we conduct the first empirical study to model and analyze the software quality of VR applications from users’ perspectives, by analyzing 1,132,056 user

reviews of 14,150 VR applications from seven app stores.

- We construct comprehensive taxonomies of software quality attributes of VR applications and the influencing factors. We provide insights on improving the software quality of VR applications for both developers and researchers to shed light on future VR development and research.
- To facilitate follow-up studies, we will release our datasets and manual analysis results.

II. BACKGROUND

A. VR Applications

Most VR applications are developed using 3D content creation frameworks, such as Unity [17] and Unreal Engine [18]. Although different frameworks may employ different implementations, or even different languages for development (e.g., C# for Unity and C++ for Unreal Engine), the terms and concepts are similar [13], [19]. In the rest of this paper, we will use the terms and concepts in Unity for illustration. Despite the underlying framework, a VR application is usually composed of multiple interconnected *scenes* for users to immerse in. Users can navigate to and explore different *scenes*. There are structured virtual *objects* in each *scene*, many of which are interactable. Specific runtime behaviors are defined in source code files, usually known as *scripts*.

B. VR Devices & Interaction

Typical VR applications can be accessed through (1) PCVR device sets (require computer connections for computation resources), (2) standalone VR device sets (have built-in processors and can work without computers), or (3) mobile phone based VR device sets (use mobile phones for computation and display). Different from traditional software, VR applications support user interactions through more devices apart from common ones like keyboards, mice, and cameras. They often have full support for various special devices designed for creating immersive experiences. We call such special devices “*VR devices*”.

There are three typical types of VR devices, including:

- *Head-mounted displays* (HMD, a.k.a. headsets), which display digital image frames and play sound;
- *Handheld controllers* (a.k.a. gamepads), which can be used to control VR applications through spatial movement and button pressing, usually one for each hand;
- *Position tracking equipment* (sensors, cameras, or other locating devices), which works with HMD and tracks the body movement of users, equipping VR applications with more immersive exploration capacities of six degrees of freedom.

Besides, new devices are emerging:

- *Advanced wearable VR devices*, such as gloves [20], wearable haptic suits [21], [22], [23], cyber shoes [24], etc.
- *Specially shaped VR devices dedicated for several genres of applications*, including steering wheel controllers [25], pedals [25], gun stocks [26], etc.

¹Modified to ease understanding. Raw reviews are on our website.

The advanced and dedicated devices usually help users to interact with VR applications in an easier and more comfortable way using their body movement, or convey more dimensions of feedback from applications to users. Such feedbacks are typically haptic senses provided through vibrations of vibrotactile motors [21], [22], electrical stimulation of electro-tactile electrodes [23] or the shapes of devices (dedicated devices).

III. RELATED WORK

A. Studies on VR Applications

Most existing work on VR applications focuses on understanding or mitigating some specific issues, including prevention from ad fraud attacks [11], privacy policy auditing [12], current practices of performance optimization [13], and game design [14].

Multiple techniques were proposed to ensure security and privacy of VR applications. Luo et al. [27] proposed to use the human visual system to build an unobservable VR authentication system. Lee et al. [11] analyzed possible third-party ad fraud attacks on web-based VR applications, and further proposed AdCube to prevent such threats with small latency. Trimananda et al. [12] proposed OVRseen for network traffic and privacy policy auditing in Oculus VR.

Several empirical studies have been conducted to explore and understand VR applications. Rodriguez and Wang [28] studied the growing trends, popular topics, and common file structures of open-source VR projects. Adams et al. [29] conducted interviews with VR developers and users to understand their concerns on security and privacy. Li et al. [30] performed an empirical study on web-based extended reality bugs to understand their symptoms, root causes, and uniqueness. Nusrat et al. [13] analyzed the optimization commits in open-source Unity-based VR projects to better understand VR performance optimization. Rzig et al. [31] conducted a quantitative and qualitative empirical study to analyze existing testing practices of open-source Unity-Based VR applications. These studies focused on a specific topic, while we aim to systematically analyze all quality concerns of VR applications. Many of the quality attributes we find, such as multisensory perception, user-friendly interaction mechanisms, and immersivity (see Section V), are rarely discovered and discussed by existing work. Epp et al. [14] studied the characteristics of VR games on Steam and players' complaints about these VR games. Similar to our work, they also leveraged user reviews to identify user complaints. But they aimed at advancing VR game design and focused on general and coarse-grained complaint categories for Steam VR games, with *lacking content*, *game-specific complaints like gameplay*, and *community* acting as the top three categories. However, we target at promoting quality assurance for VR applications, and explore fine-grained VR quality attributes and quality factors for all types of VR applications.

In summary, despite the significance and distinctiveness of VR applications' software quality, a comprehensive understanding of the user concerns regarding it remains absent.

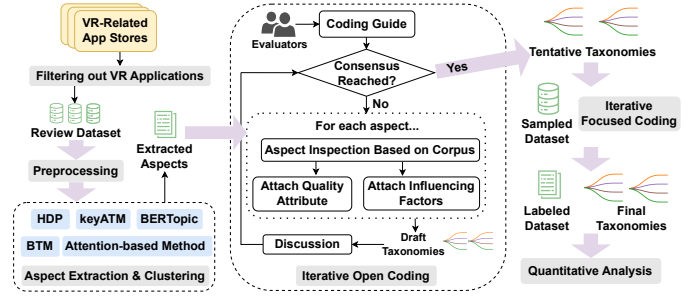


Fig. 1: Overview of Methodology

None of the existing studies systematically provide an overall picture of the user concerns regarding VR applications' software quality. This raises the barrier for effective quality assurance and improvement.

B. App Review Analysis

App stores provide a channel for users to share their using feedback as well as read others' experiences. These reviews are valuable for both users (including current and prospective ones) and developers. Although app reviews offer an opportunity for developers to improve their projects, it requires massive efforts of them to analyze these explosive amount of reviews manually. This motivates many recent research works on app review analysis to mine useful information from user reviews to facilitate development or research [32], [33], [34], [35], [36], [37], [38], [16]. Many prior works focus on proposing a review analysis approach for a specific task [39], [35], [40]. Chen et al. [41] proposed AR-Miner to help developers discover informative user reviews. Gu and Kim [39] presented a review summarization and visualization framework, named SUR-Miner. Palomba et al. [35] proposed CHANGEADVISOR, in order to help mobile app developers find and localize user change requests. Recently, Tushev et al. [42] utilized keyword-assisted topic models to extract useful information from mobile app reviews. Various studies were also made to leverage app review analysis methods, either automatically or manually, to extract useful information for further analysis. OASIS was proposed by Wei et al. [43] to prioritize static analysis warnings for Android apps based on user reviews. Both Gui et al. [44] and Gao et al. [45] conducted empirical studies on mobile app reviews that are related to in-app ads. Lin et al. [46] performed review analysis on Steam games to understand user concerns about games.

IV. METHODOLOGY

In this study, we focus on investigating the software quality attributes of VR applications and the corresponding influencing factors, as introduced in Section I. To better answer these research questions, we build a semiautomatic approach that combines manual qualitative coding with automatic NLP methods for quality analysis at scale, with the overview shown in Figure 1. We first collect a large-scale VR review dataset from popular app stores (Section IV-A). Upon preprocessing (Section IV-B), we use multiple NLP approaches to extract

the commonly mentioned aspect terms from review texts automatically. Based on the extracted aspects, we then conduct iterative open coding for constructing the taxonomies of quality attributes and implementation factors (Section IV-C). After that, we follow the focused coding procedure [47] to further validate and refine our taxonomies on a sampled dataset, and conduct quantitative analysis on the resulting labeled dataset (Section IV-D).

A. Dataset Collection

Towards covering a variety of VR applications, we collect user reviews from three different types of popular VR-related app stores, including (1) four VR-specific app stores (e.g., Oculus App Store [4]), (2) one game app store (i.e., Steam [5]), and (3) two mobile phone app stores (e.g., Google Play [48]), with detailed statistics shown in Table I. We select these app stores because they have enough reviews for analysis (have at least ten applications with more than ten reviews).

For VR-specific app stores that only contain VR applications, we directly collect all the available applications. Since the other app stores contain both VR and non-VR applications, we perform an additional filtering step. Specifically, for the game app store, we collect all applications officially tagged as “VR Only” regarding their VR support. For the mobile phone app stores, we employ different filtering strategies: (1) For Google Play, we check whether the applications use Android VR SDKs² using a popular Android library identification tool LibScout [54]. (2) As for iOS VR applications, since there exists no effective library identification methods [55], we map all the identified Android VR applications to their iOS versions in iOS App Store by matching the titles and developers.

We finally collect all the English user reviews of these applications, with the statistics shown in Table I.

B. Preprocessing

User reviews are often unstructured texts containing misspelled, informal, and spam expressions [39], [43], [40]. To facilitate the analysis, we follow the typical preprocessing steps from literature [35], [42] to process the raw data before taxonomy construction: (1) basic data cleaning and format normalization, (2) contraction and abbreviation expansion, (3) spelling correction, (4) tokenization, (5) lemmatization, (6) stop word removal, and (7) redundancy reduction. The details of implementation can be found on our website.

In our dataset, many reviews contain multiple sentences on various topics. For example, “*The pros and cons of this application: (1) Innovative locomotion scheme...; (2) Great performance...; (3) Does not have a tactile interface, hand passes right through surfaces...*”. Hence, we split one single review into a list of sentences to ease the analysis process, resulting in 3,372,157 review sentences for analysis in total.

C. Taxonomy Construction

In this section, we aim at building taxonomies of the quality attributes and the factors that influence user experience on

²Cardboard SDK [49], Google VR SDK [50], VIVE SDK [51], Magicverse SDK [52], and UtoVR SDK [53].

TABLE I: VR App Review Dataset¹

VR App Store	App Type(s) ²	# of Apps Collected	# of Apps w/ Reviews	# of Reviews
Oculus App Store [4]	S, P, M	3,987	2,693	346,478
VIVEPORT [6]	S, P	2,496	1,211	7,323
SideQuest [56]	S, P, M	2,332	1,042	21,640
Oculus App Lab [57]	S	774	607	19,856
Steam [5]	P	4,215	4,212	352,006
Google Play [48]	M	308	222	382,304
iOS App Store [58]	M	38	27	2,449
Total	—	14,150	10,014	1,132,056

¹ Data collection date: 2022/01/07.

² S, P and M stand for applications running on standalone, PCVR, and mobile device sets respectively.

these quality attributes. To perform an efficient and reliable review analysis on the massive dataset, we design a semiautomatic procedure that mixes manual qualitative coding with automatic NLP methods. Specifically, we first leverage unsupervised aspect extraction techniques to automatically extract the tokens that represent the key aspects commonly discussed in the reviews (e.g., “*locomotion*”, “*haptics*”, “*comfort*”), and then manually inspect the extracted aspects and construct the two taxonomies based on them.

1) *Automatic Aspect Extraction*: Unsupervised aspect extraction methods are widely used to distill key topics from massive textual data [59], [60]. To capture aspects as many as possible for facilitating the subsequent manual taxonomy construction process, we adopt multiple popular extraction methods instead of using a single approach and combine their results. We select the methods by surveying the relevant papers published in top venues of both SE and NLP fields³ and arXiv (for both SE & NLP) in the last five years. According to the evaluation results in the papers, the number of paper citations and GitHub stars of the tools, we choose both (a) the classic methods which are recognized by other papers in the research community, and (b) the latest state-of-the-art methods. Based on the criteria, we select the following methods: Hierarchical Dirichlet Processes (HDP [61], [35], [62]), Biterm Topic Model (BTM [63], [38]), Keyword Assisted Topic Models (keyATM [64], [42]), Attention-based Aspect Extraction (ABAE [65]), and BERTopic ([66]).

Multiple parameters can be tuned for the aspect extraction methods (e.g., the number of aspect groups). Following the literature [42], [66], [67], we utilize normalized pointwise mutual information (NPMI) [68] as the metric to assist parameter tuning. NPMI measures the coherence of topics, which evaluates the semantic consistency between the aspect terms in a group [69]. The higher the NPMI scores are, the more semantically coherent the grouped aspects will be. To ensure the quality and interpretability of the produced aspect groups, we tune the parameters for all the methods to reach as high NPMI scores as possible⁴. Finally, we combine the aspect terms produced by these five methods for facilitating the subsequent manual taxonomy construction.

³SE venues: ICSE, ESEC/FSE, ASE, ISSTA, TSE, TOSEM; NLP (AI) venues: ACL, NeurIPS, ICML, EMNLP, NAACL, COLING.

⁴Statistics of final NPMIs and other metadata are on our website.

2) *Manual Taxonomy Construction*: In this section, we aim at manually inspecting the extracted aspects in Section IV-C1 to build the taxonomies of quality attributes and influencing factors, with the process illustrated in Figure 1.

We follow the widely-used open-coding procedure [70], which involves five evaluators who all have more than five years of developing experience and sufficient knowledge on VR, for the manual inspection. During open coding, researchers usually attach *conceptual labels* to the *data* under analysis, resulting in a *taxonomy of characterizing categories* [70]. In our work, we use the automatically extracted aspects as *data* under analysis, inspect the context of aspects in the review dataset, understand the interpretations of aspects, and then attach quality attributes and influencing factors of hierarchical structures as *conceptual labels*. The initial taxonomies are constructed through an extensive scanning of all aspects, during which we group relevant aspects and abstract the core concepts. In each of the following iterations, we scan all aspects by adding or updating labels, merging similar labels, etc. For determining the taxonomy of software quality attributes of VR applications, we also use ISO standard of system and software quality model [10] as a reference for the common software quality attributes. During each iteration, newer versions of the two taxonomies are produced and evaluated by all the evaluators. The iteration will stop only if a consensus is reached among the evaluators and the evaluators could not make a further refinement. In this work, the manual inspection goes through five iterations which took about two months to complete, ending up with two *taxonomies of characterizing categories* regarding quality attributes and influencing factors, respectively.

D. Focused Coding and Quantitative Analysis

In this stage, we manually analyze a representative subset of user reviews based on the results of Section IV-C2, to validate and refine our taxonomies. To achieve a 95% confidence level and $\pm 5\%$ precision with the total amount of 3,372,157 segmented review sentences, the sample size has to be no less than 385. To make the results more reliable, we randomly sample 7,000 review sentences. We follow the diluted focused coding procedure [47] and perform in iterations. During focused coding, we compare and merge similar categories, remove inadequate categories, refine unclear definitions, etc. Considering that the analyzers involved in the taxonomy construction process in Section IV-C2 may bring bias to the quantitative analysis, we invite two new analyzers and only one previously participated analyzer for the focused coding process. Both new analyzers have over three years of development experience and are familiar with VR. Before the first iteration, the previously participated analyzer explains the definitions of the taxonomy constructed in Section IV-C2 to new analyzers. Next, all analyzers independently label each sampled review sentence with the quality attribute(s) and influencing factor(s) discussed in it, and then discuss the discrepancies in results, form a new version of taxonomies, and reanalyze⁵. The quality attributes

⁵Analysis guidelines for analyzers can be found on our website.

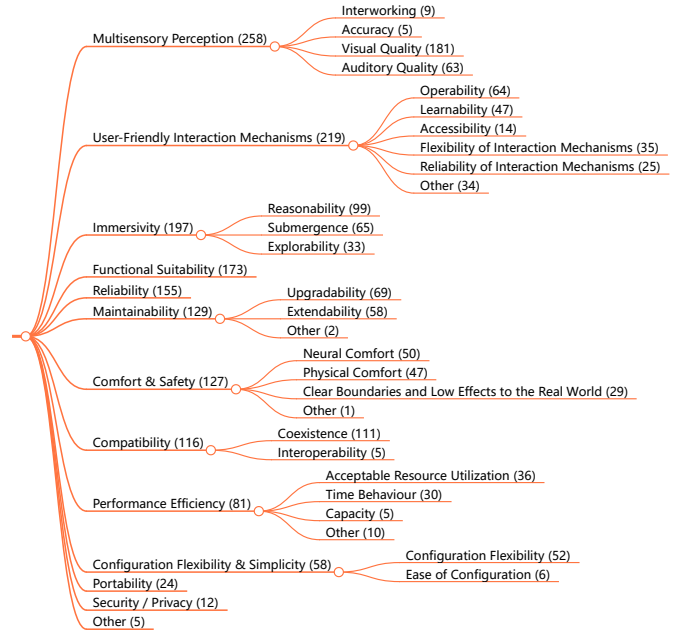


Fig. 2: Taxonomy of Quality Attributes

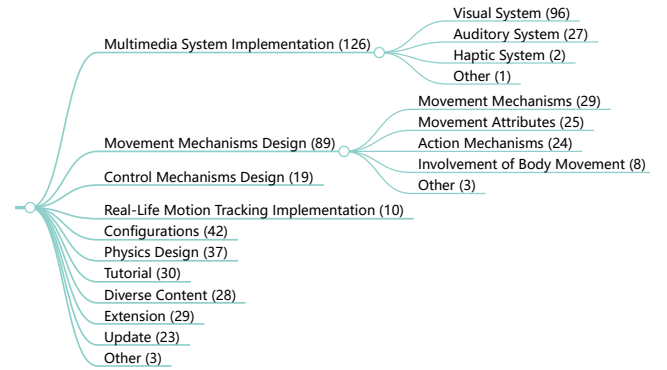


Fig. 3: Taxonomy of Influencing Factors

and influencing factors are labeled using the taxonomies from Section IV-C2 in the first iteration, and then labeled using the latest taxonomies from the last iteration in the subsequent iterations. After seven weeks of analysis and four iterations of focused coding, the three analyzers achieve a consensus.

Note that the sampled dataset contains review sentences unrelated to software quality, e.g., “During Steam sales, pick up all Batman games for \$5, get the whole series for \$30”. We remove all such sentences and finally obtain a labeled dataset containing 1,554 review sentences. We then use the labeled dataset for a deeper quantitative analysis. To further explore the factors that influence user experience regarding one quality attribute, we manually examine the reviews labeled with both the quality attribute and influencing factors.

⁶Some reviews do not mention influencing factors.

Quality Attribute	#	Influencing Factor	# ⁶
Multisensory Perception	258	Multimedia System Implementation	126
User-Friendly Interaction Mechanisms	219	Movement Mechanisms Design	89
Immersivity	197	Control Mechanisms Design	19
Functional Suitability	173	Real-Life Motion Tracking Implementation	10
Reliability	155	Configurations	42
Maintainability	129	Physics Design	37
Comfort & Safety	127	Tutorial	30
Compatibility	116	Diverse Content	28
Performance Efficiency	81	Extension	29
Configuration Flexibility & Simplicity	58	Update	23
Portability	24	Other	3
Security & Privacy	12		
Other	5		

(a) Quality Attributes (b) Influencing Factors

TABLE II: Root-level Taxonomies with the Number of Review Sentences Classified Into Each Category

V. FINDINGS AND IMPLICATIONS

A. Results Overview

Figure 2 and 3 show the full taxonomies of quality attributes and influencing factors, while Table IIa and IIb show the root-level taxonomies, respectively, along with the number of review sentences classified into each category. Table III shows the descriptions and user review examples of the most specific quality attributes (QAs) to VR applications.

Among the 12 software quality attributes concerned by VR application users, we find that:

(1) Some of the quality attributes are literally similar to those of the common software according to the ISO software quality model [10], but they may involve different interpretations (e.g., compatibility, performance efficiency, security & privacy, etc.). For example, although compatibility is already a hard problem for other software, VR developers encounter greater challenges as there are more components that developers need to ensure the capability of coexistence. Specifically, developers may need to ensure that their software support all mainstream HMDs, controllers, advanced VR devices, dedicated VR devices, GPU, operating systems, etc.

(2) Some of the quality attributes are more specific to VR applications, denoted as *VR-specific quality attributes* for facilitating reference, including multisensory perception, user-friendly interaction mechanisms, immersivity, and comfort & safety. These quality attributes are closely related to the unique properties of VR applications, e.g., revolutionized interaction mechanisms and immersive experiences. For example, due to the inconsistent movement states between immersive virtual worlds and the real world, lots of users experience and complain about discomfort in VR applications, which are rarely observed in traditional software. Such issues bring severe consequences to users' health and safety. We observe that the VR-specific quality attributes are discussed in 51.5% of the labeled reviews, indicating a great concern by VR users. Table IV demonstrates the descriptions of these quality attributes with user review examples in our dataset.

As shown in Table IIb, we find ten major factors that can influence the software quality of VR applications. The taxonomy of influencing factors and the correlations between these factors and quality attributes (further introduced in the latter part of Section V) can suggest components to evaluate for each quality attribute and provide prospective directions for improving user experience on each attribute. From the significant amount of complaints raised by users on VR-specific quality attributes, we find that the reported issues are often caused by bad design or implementation of movement mechanisms, control mechanisms, real-life motion tracking, multimedia system, physics and diverse content. Most of them are special in VR applications compared with traditional software.

Due to the large proportion of reviews discussing VR-specific quality attributes (51.5%), these quality attributes tend to bring new challenges to the developers and researchers of VR applications, but have not been comprehensively studied by previous work. Therefore, we focus on analyzing the four VR-specific quality attributes in the following sections respectively. Specifically, for each of the four quality attributes, we explore the detailed user concerns and influencing factors, and achieve implications for both developers and researchers. The descriptions and review examples of other quality attributes and influencing factors can be found on our website.

B. Multisensory Perception

1) **Detailed User Concerns:** Traditional software delivers information to users through a restricted screen-size interface and audio, where the types and amount of information conveyed are limited. However, VR applications convey information to users through multiple channels of perception (e.g., visual, auditory, and haptic senses, etc.) with fewer restrictions, to offer a better sense of immersion and interaction experiences. This makes multisensory perception the most concerned quality attribute by users, which is discussed in more than 16.6% (258/1,554) of the labeled reviews.

(a) **The sub quality attributes related to multiple senses: Interworking.** The digital simulation for different kinds of perception needs to interwork with each other, and performs synchronously and congruously.

According to related user reviews, poor interworking issues are often caused by unsynchronized effects or mismatched information provided by different senses. For example, one user raised a complaint about unsynchronized effects between graphics, audio, and haptic effects: “*The vibration of controllers and the audio are not synchronized to actions at all*”. Such issues usually break users' immersion and make them confused about how to interact with the applications.

Accuracy. VR applications need to make each of their sensory effects accurate. Incorrect information conveyed can confuse or even mislead users. For example, one user complained that the audio effects are inaccurate: “*Audio that should be in front of you can be positioned far above you or even behind you*.” As VR applications often use spacial audio to tell which direction the interactable objects or unexplored

TABLE III: Descriptions and User Review Examples of the Most Specific Quality Attributes (QAs) to VR Applications

QA	Description	User Review Example of Unsatisfactory Experience on the QA
Multisensory Perception	VR apps should make multimodal behavior of multiple senses (visual, auditory, haptic, etc.) interwork with each other, and make monomodal behavior of every single sense accurate and of high quality.	(Unsynchronized effects between graphics and audio) <i>"I do not enjoy this game as the sounds are not synchronized to actions."</i>
UF Interaction Mechanisms	VR apps should be easy to interact with and be used normally by a wide range of people with special needs. The interaction mechanisms should be flexible, reliable, and easily learned.	(Poor accessibility for limited mobility) <i>"I must play from a sitting position due to injury. This game makes me painfully reach either too high or too low to comfortably play."</i>
Immersivity	VR apps should make users feel detached from real life and submerge in a coherent and reasonable virtual world, where they can interact and explore in various dimensions.	(Poor submergence) <i>"This app restricts me from moving around freely, which is a huge immersion breaker. If I wanna step forward, I have to press a button instead of just walking."</i>
Comfort & Safety	VR apps should be both neurally and physically comfortable to users and safe to use in the real world.	(Neural discomfort) <i>"The teleportation pulls me quickly in a sprint motion to the target spot, causing lots of nausea."</i>
Compatibility	VR apps should make multiple components or systems supporting VR apps able to coexist in a same environment and share resources with each other without harm.	(Incompatible controllers) <i>"The game isn't compatible with Valve Index controllers. It is impossible to change the weapon and the buttons are not properly assigned."</i>
Performance Efficiency	VR apps should be efficient in processing and responding, the maximum constraints of performance should match requirements, and the resource utilization should be acceptable.	(Bad performance) <i>"I've got the latest drivers i7@4.2, 1080TI, and the game is installed on an SSD, yet I'm getting dropped frames."</i>
Configuration Quality	The configuration of VR apps should be flexible and easy for users to configure.	(Inflexible configuration) <i>"A shortcoming to this game is that you can only choose between three graphics presets."</i>
Security / Privacy	VR apps should ensure users' security and privacy during normal function operation, content sharing, etc.	(Insecure private room) <i>"I wish their passwords could be more complex. We have had people jump into our private room family games before, not as fun."</i>

scenes lie in, such misinformation can lead users to wrong directions in the virtual environments.

(b) The sub quality attributes related to a single sense:

Visual (Graphic) Quality. Users' complaints about visual quality mainly include smoothness (during scene transition or user movement), visual fidelity (how accurate the displayed results are), graphic clarity, contrast, etc. Low visual quality (e.g., unsmooth scene transitions) hurts user experience and even makes users feel uncomfortable.

Auditory Quality. VR applications support richer capabilities than traditional software to deliver information through audio. Users mainly expect to experience changes in acoustic intensity and orientation when they change their position or orientation in VR worlds, and care much about the acoustic effects of VR applications. In our dataset, the major complaints from users lie in 3D spacial audio effects, audio clarity, audio fidelity (how accurately the played soundtracks reproduce their original ones), etc. For example, a user commented on an application of low quality on 3D spatial audio effects that *"This application doesn't use positional audio. It is basically no different from a 360° video."* Such low auditory quality makes users difficult to interact with VR applications in stereoscopic environments.

2) Major Influencing Factor:

Multimedia System Implementation. Poor multisensory perception is usually caused by the bad implementation of the multimedia system. The multimedia system conveys information to users through different senses, responsible for displaying graphics, playing sounds, and providing haptic feedback to users. Issues in the system can degrade user experiences in the multisensory perception from VR applications.

3) Implications: Considering VR users' great concern about multisensory perception, developers and researchers need to ensure the (a) interworking of different perception

senses and (b) high-quality effects of every single sense. According to our findings on multisensory perception, testing for VR applications' multimedia output is challenging, since it should simultaneously consider different levels of multisensory VR behavior (including graphics, audio, haptic feedback, etc.).

Challenges. (a) *Ensuring the interworking of diverse combinations of different perception senses* is challenging as it requires processing multisensory behavior and analyzing the correlations among combinations of different perceptions and application logic. For instance, we can never detect unsynchronized effects of controller vibration, audio and graphics if we are not aware of the correlations among them.

(b) *Ensuring high-quality effects of every single sense* is also challenging. For ensuring high-quality graphics, existing work on traditional software already proves the difficulty of obtaining the expected displaying results and comparing them with actual results. The problem is harder for VR applications as users have higher expectations for graphic quality. Ensuring high-quality audio and haptic effects is also not easy due to the difficulty of test oracle construction and verification: capturing and analyzing these two types of effects during dynamic testing is harder than graphics, and the two types of effects are also strongly correlated with application logic.

Few existing works on testing multimedia behavior can be directly adopted for quality assurance of multisensory perception, since most existing works only focus on ensuring high-quality graphics of traditional software [71], [72], [73]. We provide several suggestions towards possible solutions:

C. User-Friendly Interaction Mechanism

1) Detailed User Concerns: Interaction with VR applications is a lot different from traditional software, since users need to use special devices and their body movements

TABLE IV: Descriptions and User Review Examples of the Sub Quality Attributes (QAs) Introduced in Section V

QA	Sub QA	Description	User Review Example of Unsatisfactory Experience on the Quality Attribute
Multisensory Perception	Interworking	Multisensory behavior for different senses should interwork with each other and app logic.	(Unsynchronized effects between graphics and audio) <i>"I do not enjoy this game as the sounds are not synchronized to actions."</i>
	Accuracy	Sensory effects (i.e., visual, auditory, or haptic) should be accurate.	(Inaccurate audio effects) <i>"The positional audio is totally wrong in many cases. Audio that should be in front of you can be positioned far above you or even behind you. Please fix this!"</i>
	Visual Quality	Quality of visual effects (graphic clarity, contrast, smoothness, visual fidelity...)	(Unsmooth scene transitions) <i>"The experience isn't good, I get motion sickness because of the stuttering effects during cart riding scenes."</i>
	Auditory Quality	Quality of auditory behavior (3D spatial effects, audio clarity, audio fidelity...)	(Low quality on 3D spatial effects) <i>"This app missed the opportunity to make good use of positional audio. This is basically no different from a 360° video."</i>
User-Friendly Interaction Mechanisms	Operability	Apps should be easy to operate and interact with.	<i>"My big complaint is that it is much harder to do what you want to do. I would find myself trying to execute a certain move a certain way and even after lots of practice it was still hard to pull off certain moves."</i>
	Learnability	The interaction mechanisms should be easily learned or inferred.	<i>"Contrary to what you think intuitively, you do not need to swing your arms to launch yourself through the air. This isn't explicitly stated, so I spent my first five hours in the game swinging my arms around like an idiot before I discovered you just have to point and click."</i>
	Accessibility	Apps can be used normally by a wide range of people in different situations.	<i>"I must play from a sitting position, due to significant injury. The game makes me painfully reaching either too high, or too low to comfortably play. I speculate there were few mobility-limited testers involved."</i>
	Flexibility of Interaction Mech.	The interaction mechanisms shouldn't be too restricted.	<i>"Lacking of free movement displeases me greatly, doesn't have any flexibility for people who prefer free movement or smooth turning."</i> (Inflexibility of teleportation) <i>"The main problem with the game is the reliance upon teleportation. We can't move while shooting a gun. Why can't just run by pushing the touchpad forward?"</i>
	Reliability of Interaction Mech.	The interactions should be stable in process and precise in results.	<i>"The interaction is imprecise and wonky to an immersion-breaking degree."</i> (Imprecise tracking system) <i>"BAD THINGS - Head/controller tracking sometimes not tracking correctly (my arms fly 20 meters around me for the entire game)."</i>
Immersivity	Reasonability	The functionalities and logic should be reasonable and coherent.	(Imprecise tracking) <i>"The gun angle is tilted upwards, so your hands in VR and your hands in real life don't match up, killing any immersion that could be salvaged with this game."</i> (Bad physics implementation) <i>"physics don't work well, for example, I hit the ball when it was close to me and instead of going forward, it goes up or doesn't move at all."</i>
	Submergence	Make users feel immersed/surrounded by virtual worlds and detached from real life.	<i>"There are restrictions put in place that stop me from moving around freely in real life, this is a huge immersion breaker. You're telling me if I wanna step forward I have to press a button instead of just walking?"</i>
	Explorability	Make users able to explore in different combinations of routes and dimensions.	<i>"This game has less explorability and is much more linear than its three predecessors."</i>
Comfort & Safety	Neural Comfort	Make users feel neurally comfortable.	<i>"It is incredibly nauseating to have your head stop in the game but continue to move in the real world."</i> (Poor virtual movement system design) <i>"One thing wrong with this game is that teleportation is awful because it pulls you quickly in a sprint motion to the spot you are teleporting, which causes me lots of nausea."</i>
	Physical Comfort	Make users feel physically comfortable.	<i>"Holding down the two grip buttons was making my hands cramp."</i>
	Clear Boundaries and Low Effects to Real Worlds	Maintain clear boundaries between virtual worlds and nearby real environments (e.g., walls, objects, etc.), and lower the unintentional effects/damages in the real world under the actions users only intend to conduct in virtual worlds.	<i>"The only problem for me is that I can't see (the boundary of) my play area, and I accidentally bumped into real-life walls or objects"</i>

to control their avatars and other objects in a 3D world. Users favor the sense of presence and immersion brought by such revolutionized human-computer interaction. However, they also suffer from issues regarding the usability, flexibility, and reliability of VR's new interaction mechanisms. More than 14.1% (219/1,554) reviews in our labeled dataset are related to these issues.

Usability of Interaction Mechanisms. For usability, users' complaints concentrate on three sub-categories. First, users are bothered when their VR applications are not easy to operate and interact with successfully (poor **operability**). Second, users also complain that they get confused when the interaction mechanisms cannot be easily learned or inferred, especially for beginners (poor **learnability**). A user put down this comment: *"The interaction way is not intuitive and not explicitly stated, I spent my first five hours in the game swinging my arms around like an idiot before I discovered I have to point and click"*.

Moreover, users complain when VR applications cannot be used normally by people with special needs (e.g., mobility-limited, hearing-impaired, or vision-impaired) (poor **accessibility**). Accessibility issues exist in traditional software as well. However, such problems become a lot more serious and difficult to address in VR applications, which often rely on users' physical movement and multiple senses for interactions. A user commented on one application of poor accessibility support for limited mobility: *"I must play from a sitting position, due to significant injury. The game makes me painfully reach either too high or too low to comfortably play"*.

Flexibility of Interaction Mechanisms. Users often complain when the interaction mechanisms are too restricted without flexibility. For example, limited mobility may make users feel less free to interact with VR applications, thus decreasing their sense of control and immersion. Here is a review containing such a complaint: *"lacking of free movement displeases me greatly, doesn't have any flexibility for people who prefer free movement or smooth turning"*.

Reliability of Interaction Mechanisms. Users expect their interactions with VR applications to be stable in process and precise in results. Their sense of realization and even comfort could be damaged otherwise, e.g., as complained in *"the interaction is imprecise and wonky to an immersion-breaking degree"*.

2) Major Influencing Factors:

Movement Mechanisms Design. *Movement mechanisms* specify how users control their virtual avatar to take actions and move in virtual environments of VR applications. There are more than 100 divergent movement mechanisms [74], [75], [76], including room-scale natural locomotion (users' physical actions and movements within the physical space are tracked and replicated in virtual environments), teleportation (users use controller pointing and clicking to move instantly from one location to another within virtual environments), arm swing (user's arms move in a swinging motion to indicate movement in virtual environments like moving forward), etc. Bad design choices or poor implementation of movement mechanisms

can adversely affect the operability, learnability, accessibility, flexibility, and reliability of user experience on interaction mechanisms. For example, as we have introduced above, teleportation is a widely implemented movement mechanism. A user complained about the inflexibility of interaction mechanisms caused by the bad teleportation design of a VR shooting game: *"The main problem is the reliance upon teleportation. We can't move while shooting a gun. Why can't we just run by pushing the touchpad forward?"*.

Compared with traditional software, VR movement mechanisms depend more on users' physical movements, such as height changes, turning around, etc. How well and how much developers involve users' physical movements affect user experience on the quality attributes of interaction mechanisms, especially accessibility and flexibility. More involvement of physical movements tends to (a) degrade the accessibility of interaction mechanisms for mobility-limited users, and (b) increase the flexibility of interaction mechanisms.

Control Mechanisms Design. *Control mechanisms* specify how users interact with and control all virtual objects other than their avatars. Bad designs of control mechanisms degrade user experiences a lot on the quality attributes of interaction mechanisms. For example, counterintuitive and too complicated designs induce poor operability and learnability.

Real-Life Motion Tracking Implementation. As introduced in Section II-B, VR applications track the position of head-mounted displays, handheld controllers, users' hands, etc., in the real world through position-tracking equipment to track users' body movements. Imprecise and unstable tracking implementation harms the reliability of interaction mechanisms. Here's a complaint: *"BAD THINGS - Head/controller tracking sometimes doesn't track correctly, my arms fly 20 meters around me for the entire game"*.

Besides the three main influencing factors of interaction mechanisms, users also complain about factors like poor implementation of multimedia systems, poor support of configurations, and lacking of tutorials, which cause user-unfriendly interaction mechanisms. For instance, poor implementation of multimedia systems can hurt the accessibility for sensory-impaired users.

3) **Implications:** Developers should pay more attention to developing and testing the interaction mechanisms, to ensure the relevant quality attributes that users care about most (operability, learnability, accessibility, flexibility, and reliability). As discussed in Section V-C1, **accessibility** issues are more severe for VR applications than other software. Let's take it as an example to elaborate on possible solutions for quality assurance.

Quality assurance during development. As introduced in Section V-C2, accessibility can be influenced badly by two factors, i.e., involvement of physical body movements and multisensory system implementation. After analyzing the review compliments about accessibility, we find that an effective method for improving accessibility is implementing sufficient options for users with impairments to configure to their needs.

The options can be implemented from the perspectives of the two influencing factors:

(a) Developers are suggested to implement options for mobility-limited users by replacing inaccessible physical actions (e.g., users' height changes, turning around, etc.) with doable ones (e.g., pressing controller buttons). For example, the VR game *Half-Life: Alyx* [77] allows users to configure the *height adjust options*, which users can configure to raise or lower their positions using controllers. Users compliment a lot on its design of accessibility options.

(b) It is hard to implement accessibility options for accessibility issues of severe impairment of one sense individually. However, as introduced in Section V-B1, we find that in VR applications, different sense perceptions can interwork with each other closely to deliver information to users together. It opens new possibilities for VR applications to mitigate such issues through apportioning information delivered via one sense to others. For example, spatial audio and haptic effects can be provided to assist users' visual perception when they are about to hit into virtual objects. Besides, developers should add accessibility options for other milder impairments, such as light sensitivity.

Quality assurance during manual testing. Users complain a lot about insufficient accessibility testing, e.g., *"The game makes me painfully reaching either too high/low. Maybe there were few mobility-limited testers involved"*. It would be better that the development team can anticipate and discuss all possible inaccessibility situations from the perspectives of each perception sense (including graphics, audio, haptic feedback, etc.) and each dimension of physical mobility for interaction mechanisms. Then they can (a) hire a wider range of testers in different situations, or (b) mock the inaccessible scenarios by restricting testers' capability of perception senses or mobility, to verify the accessibility support during manual testing.

Test input generation for the movement mechanisms design and control mechanisms design is crucial for (a) ensuring operability, learnability, accessibility, flexibility and reliability of VR interaction mechanisms; and (b) exploring the application and ensuring other quality attributes that movement mechanisms and control mechanisms have influences on. However, the complicated and diverse movement mechanisms bring challenges to it, making it more difficult to generate effective test inputs as compared with traditional software. We discuss the challenges and several possible solutions as follows.

Huge input space (search space). User reviews on the movement mechanisms and control mechanisms show that the input space for VR interaction is huge, as users report that diverse VR devices are used for interaction besides traditional devices like keyboards. For example, the VR input space includes changing the position and orientation (both of which lie in the three-dimensional real number field) of head-mounted displays and two controllers, as well as controlling thumbsticks and pressing buttons on the controllers. This makes the search space of prospective dynamic VR testing methods much more huge compared to traditional software. Existing testing approaches for traditional software with limited search space

(typically keystrokes on keyboards and mice clicking) can be ineffective in searching VR input consecutively in such a huge search space. Hence, researchers are suggested to propose VR-specific input searching methods for assuring quality attributes of interaction mechanisms.

The effective search space differs under diverse movement mechanisms. As described in Section V-C2, we learn from reviews that effective user inputs for virtual movement under diverse movement mechanisms are significantly different. A series of interaction sequences may make successful virtual movement under one type of movement mechanism (e.g., position movement of head-mounted displays and controllers can make expected virtual movement under room-scale natural locomotion), but fail to move under a different type of movement mechanisms (e.g., such position movement hardly can make any effect on movement under teleportation). Directly generating test inputs in the whole search space of all movement mechanisms seems to bypass this challenge. Considering the extremely large search space, it is challenging to perform prospective dynamic VR testing, which needs to explore as many functionalities as possible.

D. Immersivity

1) Detailed User Concerns: By nature, VR applications aim to provide more immersive experiences with 3D digital worlds. This makes immersivity a unique quality attribute of VR experiences, which can hardly be achieved in traditional software. Thus, it is valued by VR users, discussed by around 12.7% (197/1,554) reviews in our labeled dataset. Immersivity consists of three sub quality attributes, including reasonability, submergence, and explorability:

Reasonability. Users usually complain when the functionalities and logic of VR applications don't have a reasonable and coherent foundation (e.g., associated with real life or the general application logic). Such unreasonable functions (e.g., strange physical phenomena/effects, imprecise positional tracking of movements) hurt users' sense of immersion. Here is a complaint about imprecise tracking: *"The gun angle is tilted upwards, so your hands in VR and your hands in real life don't match up, killing any immersion I have"*.

Submergence. Unlike 2D software, for VR applications, users are unsatisfied when they are still isolated behind a screen, cannot feel immersed/surrounded by virtual worlds and are detached from real life. Here is an application review that complains about poor submergence: *"There are restrictions put in place that stop me from moving around freely in real life. This is a huge immersion breaker. You're telling me if I wanna step forward, I have to press buttons instead of just walking?"*.

Explorability. Another major quality attribute of immersivity that users complain about is explorability. Users expect to interact with objects and explore the virtual worlds in different combinations of routes and dimensions (e.g., both horizontally and vertically). For example, here is a user's complaint on a VR application because of unsatisfactory explorability: *"this game has less explorability and is much more linear than*

its predecessors”. Poor design of object interaction and scene exploration can hurt users’ immersion.

2) Major Influencing Factors:

(a) Movement Mechanisms Design - Involvement of Body Movement. Users complain when their body movements are not well involved in their interaction with VR applications. For example, whether a sufficient amount of body parts are involved, how large the motion amplitude and movement area (movable range in the real world, possibly specified before using the application) are, how natural the body movements are integrated into interaction mechanisms, etc. How well developers design the involvement of body movement affects users’ immersive experiences. For example, here is a complaint from users: “(the application) uses only controllers and rarely involves any body movement, making you feel you’re not really there”.

(b) Diverse Content. The mechanically generated and exactly same content ruin users’ immersivity, giving them strong feelings that they are in digital worlds. It is better to make VR applications more diverse and variable. This will greatly increase users’ sense of immersion, and can be achieved by procedural generation, handcrafting, etc.

(c) Physics Design. Physics design refers to the design of physics phenomena and effects in VR applications. The physics design should at least create a reasonable and coherent virtual environment, preventing harms to users’ sense of immersion.

3) Implications: Ensuring the sub quality attributes of immersivity is nontrivial, since it is difficult to measure the degree of users’ sense of reasonability, submergence and explorability. We discuss several solutions to mitigate this problem:

(a) Factor testing. The problem can be converted into testing and improving the corresponding influencing factors we find (involvement of body movement, diverse content, physics design).

(b) Immersivity degree estimation. Designing questionnaires to let users rate their experiences [78], [79] is a typical research method to quantify hard-to-measure attributes, e.g., the immersivity degree. However, we find that most user reviews discussing immersivity only express general feelings with vague and subjective expressions, which means it is even hard for users themselves to realize the exact immersivity degree they experience, not to mention the prospective comparison between users and between applications. Many reviews mention that users experience different sentiments and feelings in different situations of immersivity, which make it possible to leverage the electroencephalogram (EEG) [80] to measure and record the electrical activity of users’ brain and quantitatively estimate the degree of immersivity.

E. Comfort & Safety

1) Detailed User Concerns: Comfort & safety is an important and special quality attribute that traditional software developers and fresh VR developers rarely pay attention to. Such issues are discussed in around 8.2% (127/1,554) reviews.




Fig. 4: Comfort Options in *Hitman 3* [81]



Fig. 5: Warnings for Real-Life Walls and Objects [82]

Comfort. (a) Neural Comfort. A common series of user complaints on comfort issues are related to neural feelings, such as motion sickness, nausea, and dizziness caused by neural stimuli like conflicts between perception and cognition in the brain. One complaint example is: “it is incredibly nauseating to have your head stop in the game but continue to move in the real world”.

(b) Physical Comfort. Users raise another category of comfort issues caused by physical pains. Typical physical pains result from inappropriate designs of interaction mechanisms. Here is an example: “holding down the two grip buttons was making my hands cramp”.

Clear Boundaries and Low Effects to Real Worlds (CBLE). While using VR applications, users are isolated in virtual worlds and tend to lose their real-world perception. In such cases, it is important for VR applications (or the underlying platforms) to maintain clear boundaries between virtual worlds and nearby real environments (e.g., walls, objects, etc.), and lower the unintentional effects/damages in the real world under the actions users only intend to conduct in virtual worlds. Here is a complaint about unclear boundaries: “The only problem for me is that I can’t see (the boundary of) my play area, and I accidentally bumped into real-life walls or objects”.

2) Major Influencing Factors:

(a) For neural comfort. When using VR applications, users’ brains recognize the perception from the multimedia system during their virtual interactions in virtual worlds, while their body thinks they are just doing the actual real-life movement. This causes conflicts between perception and cognition, thus resulting in neural comfort. Recall that teleportation is a specific type of movement mechanism (Section V-C2). A user stated his/her dissatisfaction with neural comfort due to poor movement mechanisms design that “one thing wrong with this game is that teleportation is awful because it pulls you quickly in a sprint motion to the spot you are teleporting, which causes me lots of nausea”. Poor interaction stability or precision caused by the tracking implementation would make the situation worse. Note that low performance and poor functional suitability [10] also have knock-on effects on neural comfort.

(b) For physical comfort and CBLE. Users’ complaints about the relevant issues mainly result from inappropriate designs of interaction mechanisms, especially real-life motion tracking implementation and movement mechanisms design

(involvement of physical body movement).

3) **Implications:** We make a contrastive analysis of the user compliments and complaints about comfort & safety issues, and find that such issues can be mitigated through:

Ensuring comfort. Developers are encouraged to:

(a) Make better implementation of the corresponding influencing factors, such as making less intense virtual movement, involving more real-life body movement to lead the virtual interactions, more thorough designs of UI, etc.

(b) Provide comfort options for users to configure to their needs, such as the ways and attributes of virtual turning and movement, etc. Figure 4 shows an example in Hitman 3 [81].

(c) Make better assurance of the quality attributes which have knock-on effects on comfort, including performance efficiency [10], multisensory perception, functional suitability [10] and so on. For example, stable frames per second, lower latency, and fewer stuttering effects make users feel more comfortable. Users complain low quality of these quality attributes discomfort them. One example is that “*Performance-wise, the dropped frames on my GPU induce motion sickness over a long session*”.

(d) Conduct comfort testing besides functional testing before release.

Ensuring CBLE. Developers are suggested to warn users when they are near the bounds of the pre-specified play area and nearby obstacles (walls, objects, etc.). One such example with many users’ compliments is demonstrated in Figure 5. The application shows **green grids** in the place of real-world walls and ceilings, and a **warning sign** will pop out if the user is about to bump into walls. It also warns users about real-life objects with **yellow boxes**.

VI. THREATS TO VALIDITY

Dataset Collection. The main threat to the external validity is the generalization of our results beyond the selected applications and user reviews. To make our results as comprehensive as possible, we use a systematic way to search app stores from three different directions. We try our best (tags, keyword search, third-party library detection, etc.) to recognize VR applications on seven platforms and crawl all app reviews for the study.

Taxonomy Construction. Another threat lies in the procedure of taxonomy construction. We understand that aspect extraction methods may miss some aspects, and the manual taxonomy construction could be error-prone and one-sided. To reduce this threat, we first catch more aspects as accurately as possible through combining the results of multiple extraction techniques. Then we follow the multi-round open coding approach [70] among five evaluators to perform the manual construction. All results are cross-validated and released for public access. Moreover, we follow focused coding [47] to further validate and refine our taxonomies. Finally, Table II shows that only five and three sentences are unable to be classified into existing categories and labeled as *other*, respectively.

Manual Labeling. The internal validity of our results is subject to the threat that the manual labeling results may be im-

precise and subjective. To mitigate the threat, our analysis follows the widely-used iterative focused coding approach [47]. Each review sentence is analyzed and cross-validated by three experienced analyzers, and the consensus is achieved after four iterations. We also open source all manual analysis materials.

VII. CONCLUSION

VR applications are getting increasingly popular in recent years. The software quality of these applications is important as it greatly affects user experiences. However, there is a limited understanding of the major user concerns on the software quality of VR applications. In this work, we conduct the first large-scale empirical study to analyze users’ expectations on the software quality of VR applications via mining user reviews on real-world VR applications. Our study reveals 12 prominent quality attributes of VR applications that users care about most and multiple important classes of influencing factors that could affect these quality attributes. Based on the study, we also identify challenges in quality assurance and provide concrete suggestions to VR developers and researchers. We hope that our findings can serve as an appeal to our research community to pay more attention to the software quality of VR applications and devote efforts to designing effective quality assurance techniques. To facilitate follow-up research, we will release our datasets and manual analysis materials.

REFERENCES

- [1] "AltspaceVR - Attend Free Live Events and Meet up with People in VR," <https://www.meetinvr.com/>, 2021.
- [2] W. S. Khor, B. Baker, K. Amin, A. Chan, K. Patel, and J. Wong, "Augmented and virtual reality in surgery—the digital surgical environment: applications, limitations and legal pitfalls," *Annals of translational medicine*, vol. 4, no. 23, 2016.
- [3] "XR Games," <https://www.xrgames.io/>, 2021.
- [4] "Oculus App Store," <https://www.oculus.com/experiences/quest/>, 2022.
- [5] "VR Content on Steam App Store," <https://store.steampowered.com/search/?vrsupport=401>, 2023.
- [6] "VIVEPORT," <https://www.viveport.com/>, 2023.
- [7] Statista, "Report of Active Virtual Reality Users Worldwide," <https://www.statista.com/statistics/426469/active-virtual-reality-users-worldwide/>, 2022.
- [8] —, "Report of Extended Reality Market Size Worldwide," <https://www.statista.com/statistics/591181/global-augmented-virtual-reality-market-size/>, 2022.
- [9] G. G. Schulmeyer, *Handbook of Software Quality Assurance*. Artech House, Inc., 2007.
- [10] "ISO/IEC 25010: Systems and software engineering — Systems and software Quality Requirements and Evaluation (SQuaRE) — System and software quality models," 2011.
- [11] H. Lee, J. Lee, D. Kim, S. Jana, I. Shin, and S. Son, "AdCube: WebVR Ad Fraud and Practical Confinement of Third-Party Ads," in *USENIX Security Symposium*. USENIX Association, 2021, pp. 2543–2560.
- [12] R. Trimananda, H. Le, H. Cui, and J. T. Ho, "OVRseen: Auditing Network Traffic and Privacy Policies in Oculus VR," in *USENIX Security Symposium*. USENIX Association, 2022, pp. 3789–3806.
- [13] F. Nusrat, F. Hassan, H. Zhong, and X. Wang, "How Developers Optimize Virtual Reality Applications: A Study of Optimization Commits in Open Source Unity Projects," in *ICSE*. IEEE, 2021, pp. 473–485.
- [14] R. Epp, D. Lin, and C. Bezemer, "An Empirical Study of Trends of Popular Virtual Reality Games and Their Complaints," *IEEE Trans. Games*, vol. 13, no. 3, pp. 275–286, 2021.
- [15] W. J. Martin, F. Sarro, Y. Jia, Y. Zhang, and M. Harman, "A Survey of App Store Analysis for Software Engineering," *TSE*, vol. 43, no. 9, pp. 817–847, 2017.
- [16] E. Noei, F. Zhang, and Y. Zou, "Too Many User-Reviews! What Should App Developers Look at First?" *TSE*, vol. 47, no. 2, pp. 367–378, 2021.
- [17] "Unity," <https://unity.com/>, 2022.
- [18] "Unreal Engine," <https://www.unrealengine.com/>, 2022.
- [19] "Unreal Engine 4 For Unity Developers," <https://docs.unrealengine.com/4.27/Basics/UnrealEngineForUnityDevs/>, 2022.
- [20] "Manus Quantum Metagloves," <https://www.manus-meta.com/products/quantum-metagloves>, 2022.
- [21] "bHaptics - Full Body Haptic Suit," <https://www.bhaptics.com/>, 2022.
- [22] "Skinetic," <https://www.skinetic.actronika.com/>, 2022.
- [23] "TESLASUIT," <https://teslasuit.io/>, 2022.
- [24] "Cybershoes," <https://www.cybershoes.com/>, 2022.
- [25] "Thrustmaster," <https://www.thrustmaster.com/>, 2022.
- [26] "ProTubeVR," <https://www.protubevr.com>, 2022.
- [27] S. Luo, A. Nguyen, C. Song, F. Lin, W. Xu, and Z. Yan, "OcuLock: Exploring Human Visual System for Authentication in Virtual Reality Head-mounted Display," in *NDSS*. The Internet Society, 2020.
- [28] I. Rodriguez and X. Wang, "An Empirical Study of Open Source Virtual Reality Software Projects," in *ESEM*. IEEE Computer Society, 2017, pp. 474–475.
- [29] D. Adams, A. Bah, C. Barwulor, N. Musaby, K. Pitkin, and E. M. Redmiles, "Ethics Emerging: the Story of Privacy and Security Perceptions in Virtual Reality," in *SOUPS*. USENIX Association, 2018, pp. 427–442.
- [30] S. Li, Y. Wu, Y. Liu, D. Wang, M. Wen, Y. Tao, Y. Sui, and Y. Liu, "An Exploratory Study of Bugs in Extended Reality Applications on the Web," in *ISSRE*. IEEE, 2020, pp. 172–183.
- [31] D. E. Rzig, N. Iqbal, I. Attisano, X. Qin, and F. Hassan, "Virtual Reality (VR) Automated Testing in the Wild: A Case Study on Unity-Based VR Applications," in *ISSTA*. ACM, 2023, pp. 1269–1281.
- [32] E. Guzman, M. El-Haliby, and B. Bruegge, "Ensemble Methods for App Review Classification: An Approach for Software Evolution (N)," in *ASE*. IEEE Computer Society, 2015, pp. 771–776.
- [33] W. Maalej and H. Nabil, "Bug Report, Feature Request, or Simply Praise? On Automatically Classifying App Reviews," in *RE*. IEEE Computer Society, 2015, pp. 116–125.
- [34] A. D. Sorbo, S. Panichella, C. V. Alexandru, J. Shimagaki, C. A. Visaggio, G. Canfora, and H. C. Gall, "What Would Users Change in My App? Summarizing App Reviews for Recommending Software Changes," in *FSE*. ACM, 2016, pp. 499–510.
- [35] F. Palomba, P. Salza, A. Ciurumelea, S. Panichella, H. C. Gall, F. Ferrucci, and A. D. Lucia, "Recommending and Localizing Change Requests for Mobile Apps Based on User Reviews," in *ICSE*. IEEE / ACM, 2017, pp. 106–117.
- [36] Z. Kurtanovic and W. Maalej, "Mining User Rationale from Software Reviews," in *RE*. IEEE Computer Society, 2017, pp. 61–70.
- [37] H. Guo and M. P. Singh, "Caspar: Extracting and Synthesizing User Stories of Problems from App Reviews," in *ICSE*. ACM, 2020, pp. 628–640.
- [38] C. Gao, J. Zeng, Z. Wen, D. Lo, X. Xia, I. King, and M. R. Lyu, "Emerging App Issue Identification via Online Joint Sentiment-Topic Tracing," *CoRR*, vol. abs/2008.09976, 2020.
- [39] X. Gu and S. Kim, "What Parts of Your Apps are Loved by Users?" (T), in *ASE*. IEEE Computer Society, 2015, pp. 760–770.
- [40] C. Gao, J. Zeng, M. R. Lyu, and I. King, "Online App Review Analysis for Identifying Emerging Issues," in *ICSE*. ACM, 2018, pp. 48–58.
- [41] N. Chen, J. Lin, S. C. H. Hoi, X. Xiao, and B. Zhang, "AR-Miner: Mining Informative Reviews for Developers from Mobile App Marketplace," in *ICSE*. ACM, 2014, pp. 767–778.
- [42] M. Tushev, F. Ebrahimi, and A. Mahmoud, "Domain-Specific Analysis of Mobile App Reviews Using Keyword-Assisted Topic Models," in *ICSE*. IEEE, 2022, pp. 762–773.
- [43] L. Wei, Y. Liu, and S. Cheung, "OASIS: prioritizing static analysis warnings for android apps based on app user reviews," in *ESEC/FSE*. ACM, 2017, pp. 672–682.
- [44] J. Gui, M. Nagappan, and W. G. J. Halfond, "What Aspects of Mobile Ads Do Users Care About? An Empirical Study of Mobile In-app Ad Reviews," *CoRR*, vol. abs/1702.07681, 2017.
- [45] C. Gao, J. Zeng, D. Lo, X. Xia, I. King, and M. R. Lyu, "Understanding In-app Advertising Issues Based on Large Scale App Review Analysis," *IST*, vol. 142, p. 106741, 2022.
- [46] D. Lin, C. Bezemer, Y. Zou, and A. E. Hassan, "An Empirical Study of Game Reviews on the Steam Platform," *Empir. Softw. Eng.*, vol. 24, no. 1, pp. 170–207, 2019.
- [47] U. Flick, *The SAGE Handbook of Qualitative Data Analysis*. Sage, 2013.
- [48] "Google Play," <https://play.google.com/>, 2022.
- [49] "Google Cardboard SDK," <https://developers.google.com/cardboard>, 2022.
- [50] "Google VR SDK," <https://developers.google.com/vr/develop>, 2022.
- [51] "VIVE Sense SDK," <https://developer.vive.com/resources/vive-sense/>, 2022.
- [52] "Magic Leap Magicverse SDK," <https://developer.magicleap.com/learn/guides/magicverse-sdk-overview>, 2022.
- [53] "UtoVR SDK," <http://www.utovr.cn/service/sdk/>, 2022.
- [54] M. Backes, S. Bugiel, and E. Derr, "Reliable Third-Party Library Detection in Android and its Security Applications," in *CCS*. ACM, 2016, pp. 356–367.
- [55] K. Chen, X. Wang, Y. Chen, P. Wang, Y. Lee, X. Wang, B. Ma, A. Wang, Y. Zhang, and W. Zou, "Following Devil's Footprints: Cross-Platform Analysis of Potentially Harmful Libraries on Android and iOS," in *SP*. IEEE Computer Society, 2016, pp. 357–376.
- [56] "SideQuest," <https://sidequestvr.com/>, 2022.
- [57] "Oculus App Lab," <https://developer.oculus.com/blog/introducing-app-lab-a-new-way-to-distribute-oculus-quest-apps/>, 2022.
- [58] "Apple App Store," <https://www.apple.com/app-store/>, 2022.
- [59] H. Jelodar, Y. Wang, C. Yuan, X. Feng, X. Jiang, Y. Li, and L. Zhao, "Latent Dirichlet allocation (LDA) and topic modeling: models, applications, a survey," *Multim. Tools Appl.*, vol. 78, no. 11, pp. 15 169–15 211, 2019.
- [60] T. A. Rana and Y. Cheah, "Aspect Extraction in Sentiment Analysis: Comparative Analysis and Survey," *Artif. Intell. Rev.*, vol. 46, no. 4, pp. 459–483, 2016.
- [61] Y. W. Teh, M. I. Jordan, M. J. Beal, and D. M. Blei, "Sharing Clusters among Related Groups: Hierarchical Dirichlet Processes," in *NIPS*, 2004, pp. 1385–1392.
- [62] T. Zhang, J. Chen, X. Zhan, X. Luo, D. Lo, and H. Jiang, "Where2Change: Change Request Localization for App Reviews," *TSE*, vol. 47, no. 11, pp. 2590–2616, 2021.

- [63] X. Yan, J. Guo, Y. Lan, and X. Cheng, “A Bitern Topic Model for Short Texts,” in *WWW. International World Wide Web Conferences Steering Committee / ACM*, 2013, pp. 1445–1456.
- [64] S. Eshima, K. Imai, and T. Sasaki, “Keyword Assisted Topic Models,” *CoRR*, vol. abs/2004.05964, 2020.
- [65] R. He, W. S. Lee, H. T. Ng, and D. Dahlmeier, “An Unsupervised Neural Attention Model for Aspect Extraction,” in *ACL. Association for Computational Linguistics*, 2017, pp. 388–397.
- [66] M. Grootendorst, “BERTopic: Neural topic modeling with a class-based TF-IDF procedure,” *CoRR*, vol. abs/2203.05794, 2022.
- [67] J. H. Lau, D. Newman, and T. Baldwin, “Machine Reading Tea Leaves: Automatically Evaluating Topic Coherence and Topic Model Quality,” in *EACL. The Association for Computer Linguistics*, 2014, pp. 530–539.
- [68] G. Bouma, “Normalized (pointwise) mutual information in collocation extraction,” *Proceedings of GSCL*, vol. 30, pp. 31–40, 2009.
- [69] K. Stevens, W. P. Kegelmeyer, D. Andrzejewski, and D. Buttler, “Exploring Topic Coherence over Many Models and Many Topics,” in *EMNLP-CoNLL. ACL*, 2012, pp. 952–961.
- [70] J. W. Creswell and C. N. Poth, *Qualitative inquiry and research design: Choosing among five approaches*. Sage publications, 2016.
- [71] K. Chen, Y. Li, Y. Chen, C. Fan, Z. Hu, and W. Yang, “GLIB: Towards Automated Test Oracle for Graphically-Rich Applications,” in *ESEC/FSE. ACM*, 2021, pp. 1093–1104.
- [72] G. Hu, L. Zhu, and J. Yang, “AppFlow: Using Machine Learning to Synthesize Robust, Reusable UI Tests,” in *ESEC/SIGSOFT. ACM*, 2018, pp. 269–282.
- [73] T. D. White, G. Fraser, and G. J. Brown, “Improving Random GUI Testing with Image-Based Widget Detection,” in *ISSTA. ACM*, 2019, pp. 307–317.
- [74] C. Boletsis, “The New Era of Virtual Reality Locomotion: A Systematic Literature Review of Techniques and a Proposed Typology,” *Multimodal Technol. Interact.*, vol. 1, no. 4, p. 24, 2017.
- [75] C. Boletsis and J. E. Cedergren, “VR Locomotion in the New Era of Virtual Reality: An Empirical Comparison of Prevalent Techniques,” *Adv. Hum. Comput. Interact.*, vol. 2019, pp. 7420781:1–7420781:15, 2019.
- [76] M. D. Luca, H. Seifi, S. Egan, and M. González-Franco, “Locomotion Vault: the Extra Mile in Analyzing VR Locomotion Techniques,” in *CHI. ACM*, 2021, pp. 128:1–128:10.
- [77] “Half-Life: Alyx,” <https://www.half-life.com/alyx/>, 2023.
- [78] F. Brühlmann and G. Schmid, “How to Measure the Game Experience?: Analysis of the Factor Structure of Two Questionnaires,” in *Proceedings of the 33rd Annual ACM Conference Extended Abstracts on Human Factors in Computing Systems, Seoul, CHI 2015 Extended Abstracts, Republic of Korea, April 18 - 23, 2015*, B. Begole, J. Kim, K. Inkpen, and W. Woo, Eds. ACM, 2015, pp. 1181–1186.
- [79] H. Väättäjä and V. Roto, “Mobile questionnaires for user experience evaluation,” in *Proceedings of the 28th International Conference on Human Factors in Computing Systems, CHI 2010, Extended Abstracts Volume, Atlanta, Georgia, USA, April 10-15, 2010*, E. D. Mynatt, D. Schoner, G. Fitzpatrick, S. E. Hudson, W. K. Edwards, and T. Rodden, Eds. ACM, 2010, pp. 3361–3366.
- [80] M. Teplan *et al.*, “Fundamentals of EEG measurement,” *Measurement science review*, vol. 2, no. 2, pp. 1–11, 2002.
- [81] “HITMAN 3,” <https://www.playstation.com/games/hitman-3/>, 2023.
- [82] “Stop Sign VR Tools,” https://store.steampowered.com/app/1196450/Stop_Sign_VR_Tools/, 2023.