

FLEXIBLE KEYWORD SPOTTING BASED ON HOMOGENEOUS AUDIO-TEXT EMBEDDING

Kumari Nishu, Minsik Cho, Paul Dixon, Devang Naik

Apple

ABSTRACT

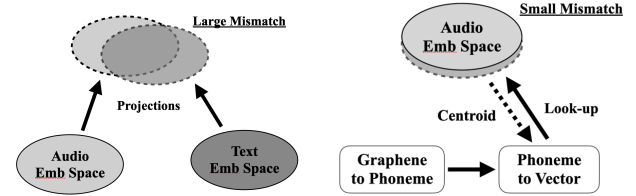
Spotting user-defined/flexible keywords represented in text frequently uses an expensive text encoder for joint analysis with an audio encoder in an embedding space, which can suffer from heterogeneous modality representation (i.e., large mismatch) and increased complexity. In this work, we propose a novel architecture to efficiently detect arbitrary keywords based on an audio-compliant text encoder which inherently has homogeneous representation with audio embedding, and it is also much smaller than a compatible text encoder. Our text encoder converts the text to phonemes using a grapheme-to-phoneme (G2P) model, and then to an embedding using representative phoneme vectors, extracted from the paired audio encoder on rich speech datasets. We further augment our method with confusable keyword generation to develop an audio-text embedding verifier with strong discriminative power. Experimental results show that our scheme outperforms the state-of-the-art results on Libriphrase hard dataset, increasing Area Under the ROC Curve (AUC) metric from 84.21% to 92.7% and reducing Equal-Error-Rate (EER) metric from 23.36% to 14.4%.

Index Terms— flexible keyword spotting, audio embedding, text embedding, phonetic confusability

1. INTRODUCTION

Keyword spotting (KWS) is the task of detecting intended keywords from spoken speech. KWS can be classified into fixed KWS, where only known keywords are targeted [1, 2, 3], and more challenging user-defined/flexible KWS where arbitrary textual keywords need to be detected [4, 5, 6]. To spot arbitrary keywords accurately, prior arts either require enrolling the keywords as speech signals or rely on the joint analysis from audio and text encoders.

Prior works [4, 3, 7] have used enrolled audio samples for user-defined KWS, broadly refereed as query-by-example methods. [4] relies on ASR model for the embeddings of enrolled and query audio. In [8, 9, 10], Dynamic Time Warping (DTW) was used to measure the similarity between the enrolled and the query embedding. On the other hand, [5, 6] accept the keyword enrollment in text which offers a better user interface and most compatible practical applications with streaming scenarios for low-powered keyword detection.



(a) A projection method can create the large mismatch between audio and text embedding spaces [5, 6].

(b) Phoneme-to-Vector can reduce the mismatch between the audio and text embedding spaces.

Fig. 1: Our proposed technique generates text embedding of user-defined keywords using the phoneme-to-vector which is also built with the paired audio encoder, making the mismatch between two embedding spaces small and improving the performance of flexible KWS, without an extra text encoder.

Although the text encoder based schemes [5, 6] may avoid a cumbersome enrollment process [4, 3, 7], they face challenges. These include the possibility of significant embedding mismatch due to the use of two encoders representing heterogeneous modalities, which can lead to reduced accuracy. Moreover, jointly processing embedding vectors from independently trained modality encoders (thus in different spaces) requires a transform mechanism, like projection, to bring the audio and text embeddings to a joint space, leading to increased parameters and a larger package size during deployment.

To address such challenges, we propose a novel flexible KWS powered by an audio-compliant text encoder. Our text encoder is based on a grapheme-to-phoneme (G2P) model [11] and a phoneme-to-vector (P2V) table which is constructed with the most general representation of each phoneme from the paired audio encoder. The text embedding is synthesized by efficiently concatenating the phoneme vectors from P2V for the word analyzed by the G2P. Hence, our text encoder inherently produces the text embedding in the same space as the audio encoder, thus eliminating extra transformation and underlying mismatch problems. Along with confusable keyword generation, our technique showed state-of-the-art results on flexible KWS. Fig. 1 depicts the novelty of our work over the prior arts, and our contributions are following:

- We propose a non-parametric audio-compliant text encoder, to produce text embedding derived from the learnt phonetic embedding space of the audio encoder.

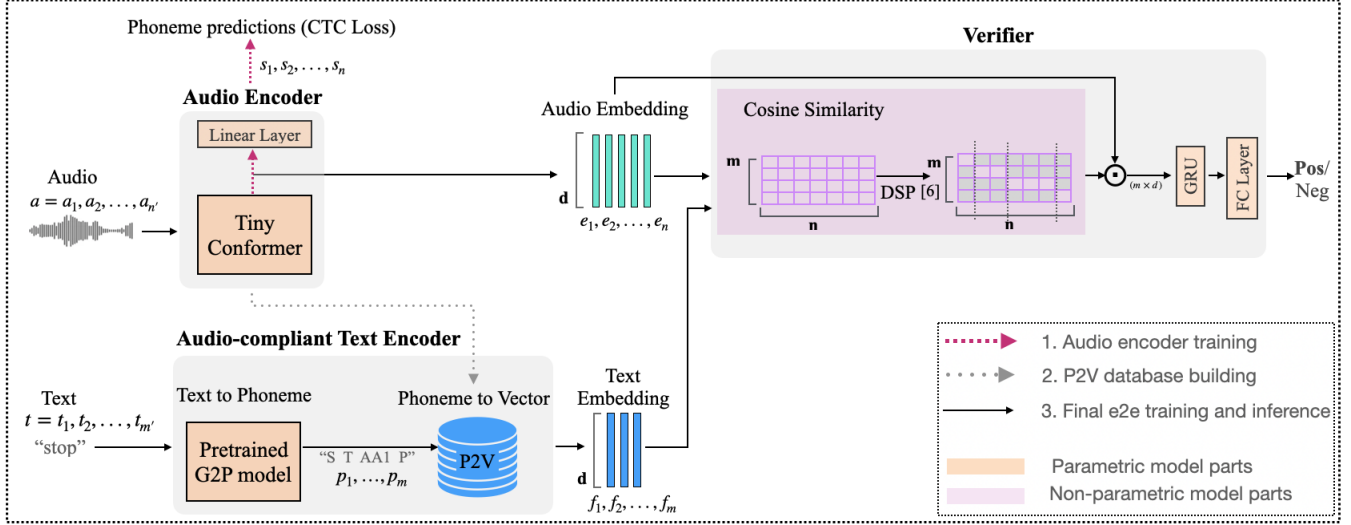


Fig. 2: Overall architecture of our proposed model CED (Common Embedding based Detector). Input is an audio-text pair and output is a verification score indicating if the audio content is same as the text.

- We introduce a confusable keyword generation scheme to reduce false triggers by making flexible KWS aware of real-word phonetic confusability.
- We formulate a discriminative setting to train an end-to-end audio-text based KWS model consisting of an audio encoder, an audio-compliant text encoder, and a verifier.

2. PROPOSED METHOD

In this section, we describe our proposed methodology, Common Embedding based Detector (CED), shown in Fig. 2. CED consists of three broader modules - *audio encoder*, *audio-compliant text encoder*, and *verifier*. The CED model takes an audio and keyword text pair as input and checks if they are a match. The CED model is trained in three steps - audio encoder training, Phoneme-to-Vector (P2V) database building, and final end-to-end training of CED.

We denote an input sample as (a, t, l) , where audio $a = (a_1, a_2, \dots, a_{n'})$ is a sequence of audio frames, text $t = (t_1, t_2, \dots, t_{m'})$ is a sequence of words, and l is the binary label where $l = 1$ represents a positive input pair.

2.1. Audio Encoder

We use a small conformer [12] architecture as an audio encoder which bundles self-attention [13] layers and convolutional layers, capturing both global and local audio contexts. We train the conformer for the phoneme prediction task which allows us to build homogeneous audio-text encoders, and create text embedding in the same phonetic embedding space. This mitigates the mismatch issue as compared to using a generic text encoder [6].

In detail, we train the audio encoder using CTC loss [14] at the first step, as shown in Fig. 2. Then, we use the trained audio encoder to build the Phoneme-to-Vector (P2V) database detailed in Section 2.2. Finally, we perform the end-to-end discriminative training of CED model for the KWS task. For an input audio a , Let us denote the embedding output from the audio encoder as $e = (e_1, e_2, \dots, e_n)$, where $e_i \in R^d, \forall i = 1, 2, \dots, n$ and $n < n'$ as the conformer module includes a subsampling layer which reduces the input sequence length.

2.2. Audio-compliant Text Encoder

In this section, we describe our novel *audio-compliant text encoder* whose purpose is to replace a generic text encoder with our light-weight and embedding-sharing encoder to deliver high-quality flexible KWS. The key idea is to derive the text embedding from the learnt phonetic embedding space of the paired audio encoder with a much smaller model footprint.

Text to Phoneme: The user-defined keywords are enrolled as text, shown in Fig. 2. To handle audio and text both in the same phonetic embedding space, we first need to convert the text graphemes (spelling) to phonemes (pronunciation) sequence. We use a pre-trained G2P (grapheme-to-phoneme) [11] model for this conversion. Let \mathcal{P} denotes the set of 74 phonemes from the G2P model vocabulary. For an input text t , the G2P model generates the output $p = (p_1, p_2, \dots, p_m)$ (where $p_i \in \mathcal{P}, \forall i \in \{1, 2, \dots, m\}$), which will be directed to the Phoneme-to-Vector database to synthesize text embedding.

Phoneme to Vector: Phoneme-to-Vector (P2V) converts given phonemes into vectors which are further concatenated to yield a text embedding, and such conversion is based on P2V database as shown in Fig. 2. Hence, a good P2V database is crucial for performant KWS. To build the P2V database,

we run the trained audio encoder on the Libriphrase training dataset [5] in evaluation mode (see Section 3 for details).

Sampling: For a sample input (a, t) , the conformer block in Fig. 2 produces an audio embedding e which is passed to the last linear layer of the audio encoder to produce phoneme prediction scores across all phonemes for each audio frame. We denote this score as $s = (s_1, s_2, \dots, s_n)$, where $s_i \in [0, 1]^{|\mathcal{P}|}, \forall i \in \{1, 2, \dots, n\}$. Using s , we perform a greedy decoding to get the predicted phoneme sequence: by simply taking the maximum probable phoneme at each audio frame and removing consecutive duplicate phonemes. The predicted phoneme sequence becomes $\hat{p} = (\hat{p}_{j_1}, \hat{p}_{j_2}, \dots, \hat{p}_{j_{m'}})$, where $1 = j_1 < j_2 < \dots < j_{m'} \leq n$. We measure the quality of \hat{p} against the ground truth phoneme sequence using the CER (Character Error Rate) metric. For the most informative/distinctive representation of the phonemes (to be used in P2V), we collect the samples with the lowest CER. Therefore, we shortlist only those samples where CER is 0 and randomly pick $\sim 50K$ samples from them, denoted as D .

Phoneme Vector: Lastly, for each phoneme \hat{p}_{j_i} in the predicted phoneme sequence \hat{p} , we trace back to the index range $[l, r]$ in the audio embedding e which corresponded to the prediction of \hat{p}_{j_i} and define a local vector for this occurrence of \hat{p}_{j_i} as $LV(\hat{p}_{j_i}) = \frac{1}{r-l} \sum_{k=l}^r e_k$ (i.e., the average of all the embedding vectors for the audio frames mapped to that phoneme). We further define a global vector $GV(p) \in \mathbb{R}^d, \forall p \in \mathcal{P}$, as the average of all local vectors for p across all samples in the previously defined dataset D . We then store $GV(p), \forall p \in \mathcal{P}$ in the P2V Database in Fig. 2.

We visualized 100 randomly selected local vectors $LV(p)$ for different phonemes on the t-SNE plot [15] in Fig. 3. The plot shows how well local vectors are semantically clustered, achieving high intra-class compactness and inter-class separation. At the same time, if we look at the vowel phonemes having the same vowel symbol but with different lexical stress markers such as $(OW0, OW1, OW2)$ in top-left subplot of Fig. 3, we find that they have more inter-class closeness compared to other phonemes, but still there is separation with each other. This supports the efficacy of our method in generating effective phoneme vectors for audio-compliant text encoder.

2.3. Verifier

We perform the input audio and text matching in the verifier module. The module receives the audio embedding e from the audio encoder and the text embedding f , obtained by transforming the text phoneme sequence p using P2V.

We generate the cosine similarity matrix of e and f to measure the similarity between audio and text embedding. Since both embeddings come from the same embedding space, we expect a monotonic stepwise alignment pattern for a positive audio and text pair in the cosine matrix, where one phoneme can be associated with one or more consecutive audio frames. We borrow the Dynamic Sequence Partitioning (DSP) algo-




Fig. 3: t-SNE visualization of 100 randomly selected local vectors for various phonemes in different colors: Subset of 10 phonemes are shown in each subplot.

rithm proposed in [6] to obtain this alignment pattern. For further processing, we focus only on the similarity weights along this alignment pattern to enforce the sequential matching of audio and text. Hence, except for the alignment region, we mask other parts of the cosine matrix. We take this masked cosine matrix and perform a dot product with the audio embedding to get the final audio-text agreement matrix of dimension $m \times d$, where m is the phoneme sequence length and d is the embedding dimension. This output is passed to a single GRU layer and then to a feed-forward layer which produces a final matching score for the input audio and text pair.

2.4. Confusable keyword generation

False triggers due to phonetic confusability of a user-defined keyword with a similar sounding unintended keyword is a key challenge in the KWS task. Unlike fixed KWS, in flexible KWS, there are no fixed classes for user-defined keywords inside the model and many of such keywords are not even included in the training dataset. Hence, to better handle arbitrary user-defined keywords and empower model with discriminative understanding of phonetic confusability, we design a novel method for auto-generation of confusable keywords as part of the training flow, illustrated in Fig. 4. The generation method is executed in below steps, where input is the keyword and output is a confusable variation of the keyword.

1. Select an edit distance δ which denotes the number of phoneme edits in the generated confusable keyword. We suggest using $\delta \in \{1, 2, 3\}$ in order to generate a hard negative sample.
2. Randomly select δ positions in the keyword phoneme sequence, denoted as $u_1, u_2, \dots, u_\delta$.
3. Select δ transformations as either *replace* or *insert* for each position in $u_1, u_2, \dots, u_\delta$

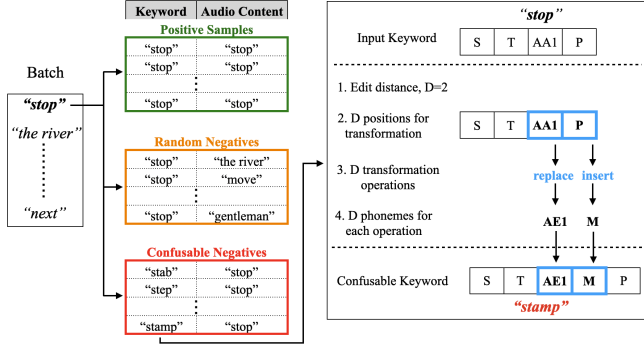


Fig. 4: Overview of the batching scheme for CED model training. A batch is created over keywords and there are 3 mini-batches for each keyword: positives, random negatives, and confusable negatives. Right block shows the confusable keyword generation steps for a keyword “stop”.

- For each position $u_i, i \leq \delta$, randomly select a phoneme which is different from the current phonemes at $u_i - 1, u_i$, and $u_i + 1$ in the input keyword. Then apply the transformation at u_i with the selected phoneme.

3. EXPERIMENTAL RESULTS

3.1. Datasets

We used LibriSpeech [16] to construct Libriphrase training and test dataset, following steps from [6, 5]. The Libriphrase training dataset is constructed from *train-clean-100/360* and the test dataset from *train-others-500*. Libriphrase test dataset has two parts: Libriphrase Easy (LE) and Libriphrase Hard (LH), detailed in [6, 5]. First, we train the audio encoder on longer audio from *train-clean-100/360* and fine-tune on shorter audio from Libriphrase[5]. Then, we train the CED model end-to-end on Libriphrase training dataset. We evaluate the proposed method on both LE and LH. Additionally, we evaluate our method on 10 short commands from the Google Speech Commands V1 test dataset [17]. We experiment in PyTorch using x86 Linux machines with NVIDIA V100 GPUs.

3.2. Training and Evaluation

The input audio is processed using 80-channel filterbanks from a 25ms window and a stride of 10ms. The conformer hyperparameters are {6 encoder layers, encoder dimension $d=144$, convolution kernel of size 3, and 4 attention heads}. We train using Adam optimizer [18] and transformer learning rate schedule [13] with 5k warm-up steps for 150 epochs.

For the end-to-end CED model training, we keep the audio encoder frozen and train the verifier with cross-entropy loss. Our CED model has total 3.8M parameters. Our text encoder does not have any additional parameters apart from the G2P model (0.83M), as compared to the expensive text

Method	AUC Score (%) \uparrow			EER (%) \downarrow		
	LH	G	LE	LH	G	LE
[5]	73.58	81.06	96.7	32.9	27.25	8.42
[6]	84.21	-	97.83	23.36	-	7.36
Ours[†]	89.2	93.16	99.94	18.4	14.05	0.8
Ours+conf*	92.7	93.94	99.84	14.4	13.45	1.7
Rel. Imprv[§]	10.1	15.9	2.05	38.3	50.6	76.9

Table 1: Evaluation of CED model on Libriphrase Hard (LH), Libriphrase Easy (LE), and Speech Commands V1 (G) dataset. ([†]): our model without confusable module, (*): our model with confusable module, ([§]): relative improvement of (*) from the baseline [6] on LE/LH and [5] on G.

encoder (DistilBERT [19] of 66M) used in [6]. We employed an exhaustive data batching scheme for CED training, shown in Fig. 4. A training batch of size 32 is formed over the keywords from the Libriphrase training dataset. And there are three mini-batches (each of size 11) for each keyword selected in the batch: a positive set, a negative set, and the confusable set where audio samples are same as the positive set but paired with confusable keywords. We evaluate the contribution of confusable keywords by removing them from the training batch and report the results as **Ours[†]** in Table 1, which shows degradation on both LH and G compared to **Ours+conf***.

Evaluation results show that our proposed method outperforms the baselines from [5] and [6] in terms of both, Area Under the ROC Curve (AUC) and Equal-Error-Rate (EER) metric, shown as **Ours+conf*** in Table 1. On the LH dataset, it advances the state-of-the-art results by a significant jump of 10.1% on the AUC metric and by 38.3% on the EER metric. On the LE dataset, it improves the state-of-the-art baseline results from [6] by 2.05% on the AUC metric and by 76.9% on the EER metric. Moreover, we measure the generalization of the model on a dataset of different speech characteristics, Speech Commands V1, without any fine-tuning, and compare against baseline [5] which has been evaluated in a similar setup. We find a consistent improvement of 15.9% on the AUC metric and 50.6% on the EER metric.

4. CONCLUSIONS

We have proposed an end-to-end user-defined keyword spotting method based on homogeneous audio-text embedding. We have introduced an audio-compliant text encoder which produces text embedding from the same embedding space as the audio encoder. We also address a key challenge in keyword spotting task, false triggers occurring from the phonetic confusability, by proposing an auto-generation approach for confusable keywords during training. Experimental results show that the proposed method outperforms the state-of-the-art baseline results.

5. REFERENCES

- [1] Guoguo Chen, Carolina Parada, and Georg Heigold, “Small-footprint keyword spotting using deep neural networks,” *2014 IEEE International Conference on Acoustics, Speech and Signal Processing (ICASSP)*, pp. 4087–4091, 2014.
- [2] Raphael Tang and Jimmy J. Lin, “Deep residual learning for small-footprint keyword spotting,” *2018 IEEE International Conference on Acoustics, Speech and Signal Processing (ICASSP)*, pp. 5484–5488, 2017.
- [3] Roman Vygón and N. Mikhaylovskiy, “Learning efficient representations for keyword spotting with triplet loss,” in *International Conference on Speech and Computer*, 2021.
- [4] Kiran R., V. Kurmi, Vinay Namboodiri, and C. V. Jawahar, “Generalized keyword spotting using asr embeddings,” in *Interspeech*, 2022.
- [5] Hyeon-Kyeong Shin, Hyewon Han, Doyeon Kim, SooWhan Chung, and Hong-Goo Kang, “Learning audio-text agreement for open-vocabulary keyword spotting,” in *Interspeech*, 2022.
- [6] Kumari Nishu, Minsik Cho, and Devang Naik, “Matching latent encoding for audio-text based keyword spotting,” *arXiv preprint arXiv:2306.05245*, 2023.
- [7] Jaemin Jung, You kyong. Kim, Jihwan Park, Youshin Lim, Byeongchang Kim, Youngjoon Jang, and Joon Son Chung, “Metric learning for user-defined keyword spotting,” *ArXiv*, vol. abs/2211.00439, 2022.
- [8] Hiroaki Sakoe and Seibi Chiba, “Dynamic programming algorithm optimization for spoken word recognition,” *IEEE Transactions on Acoustics, Speech, and Signal Processing*, vol. 26, pp. 159–165, 1978.
- [9] Bolaji Yusuf and Murat Saraçlar, “An empirical evaluation of dtw subsampling methods for keyword search,” in *Interspeech*, 2019.
- [10] Tzeviya Sylvia Fuchs and Joseph Keshet, “Spoken term detection automatically adjusted for a given threshold,” *IEEE Journal of Selected Topics in Signal Processing*, vol. 11, pp. 1310–1317, 2017.
- [11] Kyubyong Park and Jongseok Kim, “g2pe,” <https://github.com/Kyubyong/g2p>, 2019.
- [12] Anmol Gulati, James Qin, Chung-Cheng Chiu, Niki Parmar, Yu Zhang, Jiahui Yu, Wei Han, Shibo Wang, Zhengdong Zhang, Yonghui Wu, and Ruoming Pang, “Conformer: Convolution-augmented transformer for speech recognition,” *ArXiv*, vol. abs/2005.08100, 2020.
- [13] Ashish Vaswani, Noam M. Shazeer, Niki Parmar, Jakob Uszkoreit, Llion Jones, Aidan N. Gomez, Lukasz Kaiser, and Illia Polosukhin, “Attention is all you need,” *ArXiv*, vol. abs/1706.03762, 2017.
- [14] Alex Graves, Santiago Fernández, Faustino J. Gomez, and Jürgen Schmidhuber, “Connectionist temporal classification: labelling unsegmented sequence data with recurrent neural networks,” *Proceedings of the 23rd international conference on Machine learning*, 2006.
- [15] Laurens van der Maaten and Geoffrey Hinton, “Visualizing data using t-sne,” *Journal of Machine Learning Research*, vol. 9, no. 86, pp. 2579–2605, 2008.
- [16] Vassil Panayotov, Guoguo Chen, Daniel Povey, and Sanjeev Khudanpur, “Librispeech: An asr corpus based on public domain audio books,” *2015 IEEE International Conference on Acoustics, Speech and Signal Processing (ICASSP)*, pp. 5206–5210, 2015.
- [17] Pete Warden, “Speech commands: A dataset for limited-vocabulary speech recognition,” *ArXiv*, vol. abs/1804.03209, 2018.
- [18] Diederik P. Kingma and Jimmy Ba, “Adam: A method for stochastic optimization,” *CoRR*, vol. abs/1412.6980, 2014.
- [19] Victor Sanh, Lysandre Debut, Julien Chaumond, and Thomas Wolf, “Distilbert, a distilled version of bert: smaller, faster, cheaper and lighter,” *ArXiv*, vol. abs/1910.01108, 2019.