

---

# AUTOMATED SIZING AND TRAINING OF EFFICIENT DEEP AUTOENCODERS USING SECOND ORDER ALGORITHMS

---

**Kanishka Tyagi,**  
Aptiv Advance Research Center  
Agoura Hills, California, 91301  
kanishka.tyagi@mavs.uta.edu

**Chinmay Rane**  
Quantipi Inc  
Marlborough, MA, 01752  
chinmay.rane@mavs.uta.edu

**Michael Manry**  
Department of Electrical Engineering  
The University of Texas at Arlington  
Arlington, TX, 76010  
manry@uta.edu

August 14, 2023

## ABSTRACT

Training algorithms for deep learning have recently been proposed with notable success, beating the state-of-the-art in certain areas like audio, speech and language processing. The key role is played by learning multiple levels of abstractions in a deep architecture. However, searching the parameters space in a deep architecture is a difficult task. By exploiting the greedy layer-wise unsupervised training strategy of deep architecture, the network parameters are initialized near a good local minima. However, many existing deep learning algorithms require tuning a number of hyperparameters including learning factors and the number of hidden units in each layer. Apart from this, a predominant methodology in training deep learning models promotes the use of gradient-based algorithms which require heavy computational resources. Poor training algorithms and excessive user chosen parameters in a learning model makes it difficult to train a deep learner. In this dissertation, we break down the training of deep learning into basic building blocks of unsupervised approximation training followed by a supervised classification learning block. We propose a multi-step training method for designing generalized linear classifiers. First, an initial multi-class linear classifier is found through regression. Then validation error is minimized by pruning of unnecessary inputs. Simultaneously, desired outputs are improved via a method similar to the Ho-Kashyap rule. Next, the output discriminants are scaled to be net functions of sigmoidal output units in a generalized linear classifier. This classifier is trained via Newton's algorithm. Performance gains are demonstrated at each step. We then develop a family of batch training algorithm for the multi layer perceptron that optimizes its hidden layer size and number of training epochs. At the end of each training epoch, median filtering removes any kind of noise in the validation error vs number of hidden units curve and the networks get temporarily pruned. Since, pruning is done at each epoch, we save the best network thereby optimizing the number of hidden units as well as the number of epochs simultaneously. Next, we combine pruning with a growing approach. Later, the input units are scaled to be the net function of the sigmoidal output units that are then feed into as input to the MLP. We then propose resulting improvements in each of the deep learning blocks thereby improving the overall performance of the deep architecture. We discuss the principles and formulation regarding learning algorithms for deep autoencoders. We investigate several problems in deep autoencoders networks including training issues, the theoretical, mathematical and experimental justification that the networks are linear, optimizing the number of hidden units in each layer and determining the depth of the deep learning model. A direct implication of the current work is the ability to construct fast deep learning models using desktop level computational resources. This, in our opinion, promotes our design philosophy of building small but powerful algorithms. Performance gains are demonstrated at each step. Using widely available datasets, the final network's ten fold testing error is shown to be less than that of several other linear, generalized linear classifiers, multi layer perceptron and deep learners reported in the literature.

**Keywords** Orthogonal basis functions · Hessian matrix · Newton’s method · Multiple optimal learning factors · Orthogonal least squares

## 1 Introduction

Machine learning is a consolidation of artificial intelligence and statistics in which we develop a set of algorithms that tries to confront the holy grail of building a general purpose learning system. From an artificial intelligence point of view, one focuses on building a computer to learn and automatically identifying patterns in data and then uncover patterns to either predict (regression) or to make certain kind of decisions (classification). From a statistics standpoint, the question one addresses is to find the computational parametric models that are required, in order to infer from the data. 200 years ago, David Hume made an observation that every learner constitutes some knowledge beyond the data it’s given in order to generalize beyond it. The *no free lunch* theorem [129] formalizes it by stating that no machine learning algorithm can beat random guessing over all possible functions that need to be learned.

In recent past, machine learning applications have advanced dramatically from the research lab to actual commercial products. As in [86], till 1985 there was no commercial application of machine learning. A growing number of linear and non linear algorithms are used to solve classification problem in fields such as face recognition [10], [71], automatic tagging [120], speech recognition [31], natural language processing [94], computer vision [99] [11] [131], bio surveillance [61], recommendation engines [117], robotic control [93] and bio-engineering [65]. Classification algorithms are also used in many data intensive areas such as consumer services [4] [24], flight engine fault diagnosis [112], astronomy [9] and many varying fields from social science [45] to computational biology [121], [111] and criminology [23] to wildlife protection [116]. Many unconventional application such as [42] discuss a robot waiter that recognize different drinks. Machine learning applications also includes many regression tasks such as claiming amount for insurance premiums [19] and [37], share trading [26], [57]. Modern machine learning systems are also used in transcription for advanced speech recognition [51], [44], [30] and machine translation [6], [118]. It has also found success in many structured output tasks where the expected output are all tightly interrelated such as road location from aerial photographs [87] and image captioning [60], [127] where the words produced by the image captioning program must form a valid sentence. Anomaly detection methods [22] as well as synthesis and sampling for video game applications and image style transfer [59] have all benefited from the advancements in machine learning algorithms. Following a basic structure of pattern recognition systems, a machine learning algorithm includes three components namely: 1) feature extraction, 2) feature selection, and 3) feature classification. However, the no free lunch (NFL) theorem [129] implied that no machine learning algorithm can beat random guessing over all possible functions that need to be learned.

Deep learning is a rapidly growing area within the machine learning domain that makes use of multiple levels of representations. Deep networks have been applied with success not only in classification tasks [15], [84] [70] [20] but also in regression [53], dimensionality reduction [52] [84] textures modeling [96], information retrieval [53] and robotics [46]. Deep learning has performed remarkably well in difficult non-linear pattern recognition task such as speech recognition [114] at Microsoft, object recognition on the ImageNet dataset [67], machine translation [113] and language processing at Google Image search [128]. The word *Deep* refers to the fact that the network has more than one hidden layer. Each successive layer’s output represent higher level features than in the previous layer. The idea of using unsupervised learning at each stage of a deep network was put forward in [52], as part of a training procedure for the deep belief network (DBN), a generative model with many layers of hidden stochastic variables. This training strategy has inspired a more general approach to help address the problem of training deep networks. This approach can be extended to non linear autoencoders [109], as shown by [12] and is found in stacked autoencoder networks, and in the deep convolutional neural networks [84] derived from convolutional neural networks [73]. Deep learning is known to be much more computationally efficient than multi layer perceptrons with multiple hidden units [15], [12] as well as better when the task is complex enough along with lots of data to capture that complexity [70]. In the current work, we use deep-autoencoder, which is a discriminative deep neural network whose output targets are the data input itself rather than the class labels; hence, an unsupervised learning model.

Neural networks have seen a re-birth after their increased success in the recent past. Neural networks are particularly interesting due because of the following three reasons. Firstly, universal approximation [55], that implies that neural networks can approximate continuous discriminants arbitrarily well. Secondly, the output of the neural network classifier approximates Bayes discriminants [102]. Lastly, the training algorithms for neural networks make it an effective learning model in a machine learning framework. However, the universal approximation which throws some doubt upon the NFL theorem because the multi layer perceptrons (MLP) can approximate other discriminants. Further doubt about the NFL theorem is provided by the success of deep learners (DL) [72], [41], [110]. In addition, there is little attempts to replace DL classifier layer by any classifier other than softmax classifier. The objective in any classification problem is assign a correct class label to a given input vector. In most cases, each input pattern is assigned

to only one class thereby dividing the input space into disjoint decision regions. In functional link neural networks (FLNN) and multilayer perceptrons (MLP), designed through iterative regression [32], [108], it has been shown that the outputs approximate *posterior* class probabilities  $P(i|\mathbf{x})$ , where  $\mathbf{x}$  is an input vector [43], [106]. However, the approximations are frequently inaccurate because (1) regression algorithm are sensitive to outliers [104] and (2) real word data is often non Gaussian [16]. Also, in many fields, the classification problems are linear as in credit card fraud detection [35], [88], lung cancer classification [68] [115], and in other bioengineering [63], [1] applications.

Similarly for a DL training, various techniques exist to prevent AE from learning the identity function and to improve there ability to capture a "good" representation of the input data. [126] introduces denoising autoencoders which takes a partially corrupted input while training to recover the original undistorted input. However, tuning the noise level is cumbersome and their performance is reported on single layer autoencoders. In [20], introduces a form of sparsity regularization on autoencoders that allow sparse representations of inputs. These are useful in pre-training for classification tasks and implemented by adding additional terms in the error criterion during training. However, this increases the number of hyper-parameters to be tuned thereby increasing the user chosen parameters that need to be decided before the model can be put into use.

The goal of the present paper is to simultaneously address two distinct questions.

1. In a learning model how much sample complexity is required, which means how much data is necessary to learn in order to avoid over-fitting and under-fitting ?
2. In a learning algorithm, how much computation is required for analyzing the data i.e computational complexity ?

Representation (or Hypothesis) of the data plays a decisive role in answering above questions and by picking a particular error measure, we pick a final hypothesis that gives us our final learning model [2]. Primarily deep learning has been seen as with both software and hardware viewpoint. From software side, mainly L-BFGS [18] or SGD [41] has been used. From the hardware side, GPU processing has been used to tackle the speed problem [27], [3]. We view the training of deep architecture purely from a software view point with a view that desktop level computers can be used to tackle problems with efficient software. Another problem from a software point of view is horizontal and vertical optimization needed in a deep neural networks. In horizontal optimization, the depth of the network is picked up heuristically thereby leaving a scope for automation. Similarly, in a vertical optimization, the number of hidden units needed in each layer is still an open research problem. Contrary to popular choice, we use sigmoidal and means square error as our activation and loss function in the classifiers. A quadratic error measure gives us the freedom to use non-gradient optimization schemes and we use orthogonal least squares at every design stage. Rather than heuristically chosen learning factors for weight updation, we use multiple learning factors that are optimal in least square sense. Optimal selection of the depth of the deep neural network as well as developing an efficient method to determine the number of hidden units in each layer is also studied in the present proposal.

## 2 Background

### 2.1 Linear Classifier

In order to solve the problems in regression based linear classifier design, investigators have used  $L_1$  methods and SVM related methods. LIBLINEAR [34] is a multi-class logistic regression and linear-SVM classifier package. It supports both  $L_1$  and  $L_2$  type linear SVMs. It solves an unconstrained optimization problem using coordinate descent [56]. For multi-class problems, the one-against-the-rest strategy is implemented. However LIBLINEAR is difficult to modify beyond tuning the free parameters. The sequential dual method (SDM) [62], results in a multi-class classifier that combines all binary models of the one-vs-the-rest method. Iteratively re-weighted least squares (IRLS) [105] is an iterative method for finding the maximum likelihood estimate of a generalized linear model. Unfortunately, these methods are overly complex and usually work best for small datasets. In addition, these methods do not make use of embedded feature selection.

### 2.2 Single layer multi layer perceptron

A serious problem in MLP training is the use of many user-chosen parameters such as initial network weight values and hyperparameters such as the number of training iterations, hidden layers and hidden units. It is a widely known fact that the initial weights have a large effect on network performance [75], [95]. Similarly, tuning the hyperparameters directly effects the model capacity which directly governs the generalization error. Methods such as early stopping [50] and pruning [101] have been used to partially solve this problem. MLP training is hindered by the large number of hidden units and large amount of heuristics that it becomes more of an art than science. MOLF based MLP [83],[82],

[100] provides an intermittent solution. Unfortunately, short-term variations in the validation and testing errors are uncorrelated, leading to networks with too many hidden units.

### 2.3 Deep autoencoder

An auto encoder (AE) [21], [54] as shown in figure 1 that has the same structure as that of a fully connected regression type MLP, except that the bypass weights [122] are removed. In an autoencoder framework, an input layer represents the original data, the hidden layer represents the transformed features and the output layer matches the input layer for reconstruction.

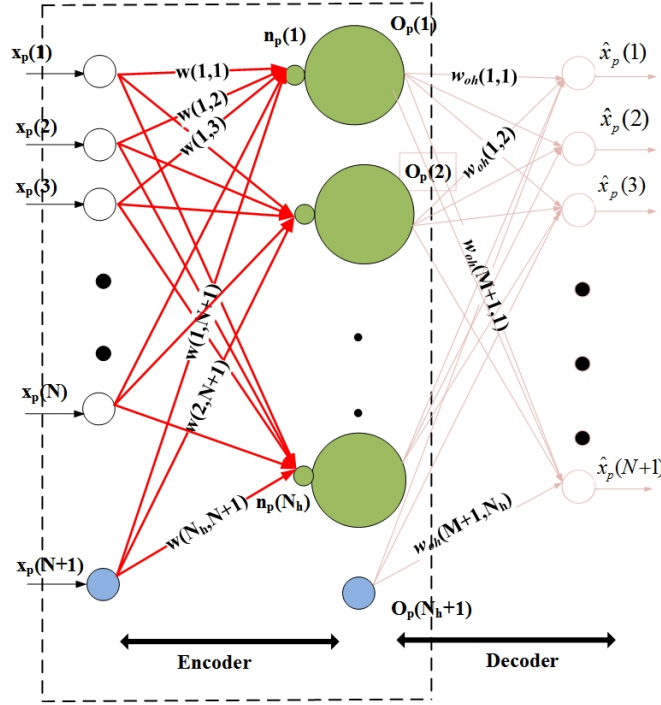


Figure 1: Cascade connected autoencoder

Given the input vector  $\mathbf{x}_p$ , the feature-extracting function called *encoder* allow a straightforward and efficient computation of a feature vector  $\mathbf{O}_p$ . Here  $\mathbf{O}_p$  is the output of the hidden units. The hidden to output layer is called *decoder* that maps from feature space back into the input space, producing a reconstruction vector  $\hat{\mathbf{x}}_p$ . Training an AE involves minimizing the mean squared reconstruction error between the inputs  $\mathbf{x}_p$  and the reconstructed inputs  $\hat{\mathbf{x}}_p$ . As in [16], from a Bayesian point of view, we consider maximizing likelihood function or minimizing mean square error (MSE) in a least square sense where the MSE between the inputs and the outputs is

$$E = \frac{1}{N_v} \sum_{p=1}^{N_v} \sum_{i=1}^M [x_p(i) - \hat{x}_p(i)]^2 + \lambda \cdot \|\mathbf{W}_{oh}\|^2 \quad (1)$$

The criterion that representation  $\mathbf{O}_p$  should retain information about  $\mathbf{x}_p$  is not self-sufficient to yield a useful representation. Indeed mutual information can be trivially maximized by setting  $\mathbf{O}_p = \mathbf{x}_p$  as in [12]. Similarly, an autoencoder where  $\mathbf{O}_p$  is of the same dimensionality as  $\mathbf{x}_p$  (or larger) can achieve perfect reconstruction simply by learning an identity mapping. Without any other constraints, this criterion alone is unlikely to lead to the discovery of a more useful representation than the input. Thus further constraints need to be applied to attempt to separate useful information. This will naturally translate to non-zero reconstruction error. The traditional approach to autoencoder uses a under-complete representation where  $N_h < N$ . The resulting low-dimensional hidden units features can thus be seen as a lossy compresses representation of the input. Since the autoencoder were primarily developed as MLP's predicting their input, the most commonly used forms of the encoder and decoder are affine mapping, followed by a non-linearity.

$$\begin{aligned} \mathbf{O}_p &= f(\mathbf{W} \cdot \mathbf{x}_p) \\ \mathbf{y}_p &= g(\mathbf{W}_{oh} \cdot \mathbf{O}_p) \end{aligned} \quad (2)$$

Here  $f(\cdot)$  and  $g(\cdot)$  are the encoder and decoder activation function. When using affine encoder and decoder without any nonlinearity and a squared error function, the autoencoder essentially performs a PCA as shown in [8]. This is also true when using a sigmoid non-linearity in the encoder [21], since its possible to stay in the linear regime of the sigmoid, but arguably not the only one [58]. Also, when using the cross-entropy cost function rather than a squared error the optimization objective is no longer same as that of PCA and will likely learn different features.

To summarize, in order to capture the structure of the distribution that generated the input data, it is important to modify the training criterion so as to prevent the autoencoder from learning the identity function, which has zero reconstruction error or avoids it to behave like a PCA. This is done through many variations in autoencoder such as tying the weights together [52], using regularized autoencoder [20], sparse autoencoder [84], denoising autoencoder [126] and contractive autoencoder [103].

For a deep autoencoder, consider an MLP with  $L$  hidden layers. A deep autoencoder contains an input layer and an output layer, separated by  $L$  layers of hidden units. Given an input pattern  $\mathbf{x}_p$ , the value of hidden units activation in the  $l^{th}$  layer is denoted by  $\mathbf{O}_p^l$ , with  $l = 0$  referring to the input layer and  $l = L+1$  refer to the output layer. We refer to the size of a layer as  $N_h^l$ . The set of weights  $\mathbf{W}^l$  between  $\mathbf{O}_p^{l-1}$  in the layer  $l - 1$  and unit  $\mathbf{O}_p^l$  in layer  $l$  determines the activation of units  $\mathbf{O}_p^l$  as follows:

$$\mathbf{O}_p^l = f(\mathbf{W}^l \cdot \mathbf{O}_p^{l-1}) \quad (3)$$

Here  $\mathbf{O}_p^0 = \mathbf{x}_p$  and  $f(\cdot)$  is the sigmoidal function. Given the last hidden layer, the output layer is computed similarly by

$$\mathbf{y}_p = \mathbf{O}_p^{L+1} = g(\mathbf{W}^{L+1} \cdot \mathbf{O}_p^L) \quad (4)$$

Typically,  $g(\cdot)$  will be the identity function for a regression problem and the softmax function for a classification problem [69]. As from figure 2, when an input sample  $\mathbf{x}_p$  is presented to the network, the application of equation (3) at each layer will generate a pattern of activity in the different layers of MLP. Intuitively, we would like the activity of the first layer neuron to correspond to low level features of the input and to the higher level of abstractions in the last hidden layer.

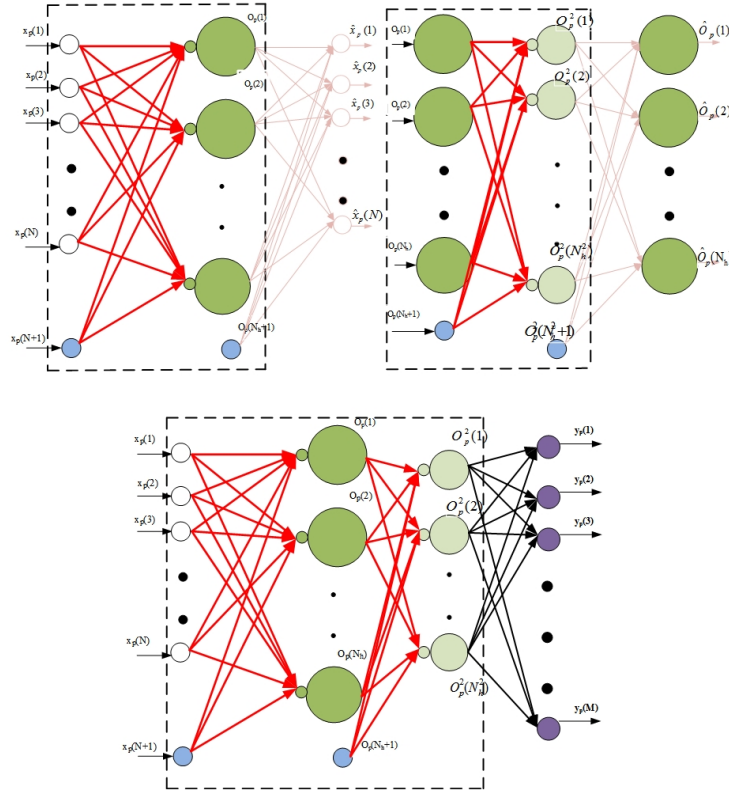


Figure 2: Summary of deep neural network

It has been shown in [55], that a single hidden layer MLP with only one arbitrarily large hidden layer could approximate a function to any level of precision ( also add from haykin end of chapter stuff). However, single hidden layer MLP are very inefficient in terms of a number of computational units and thus in terms of training examples required [14],[15]. A deep neural network with more than one hidden layer is difficult to train if we frame the training as a purely supervised learning optimization problem. Unsupervised learning is a promising paradigm for greedy layer-wise training. Therefore, as in [69],the deep network learning algorithms combine the idea of greedily learning the network by breaking down the learning problem into easier steps and then using unsupervised learning tp provide an effective hint about what hidden units should learn, thereby bringing along the way a form of regularization that prevents overfitting even in deep networks with many degrees of freedom. The greedy layer-wise unsupervised strategy provides an initialization procedure, after which the neural network is fine tuned to the global supervised objective. A general paradigm followed by these algorithms can be decomposed into three phases.

### 2.3.1 Unsupervised Pre-training

One of the difficulty in training a deep neural network is that the gradient descent can easily stuck in a poor local minimum [5]. The number and quality of these local minima clearly also influence the chance for random initialization to be in the valley of attraction. It's possible that with more hidden layers, the width of these poor valleys increases. Although using regularization parameter that will favor simpler models is suggested [33] [78], however, in practice these approaches normally overfits and are not data dependent. Unsupervised pre-training helps to select the valley of attraction from which the learning leads to a good generalization.

Pre-training is an unsupervised initialization procedure that is used to train the  $L$  layer deep autoencoder. In order to understand the deep learning being used for feature extraction, we have to understand the *Information Storage Property* (ISP) [89] which states that if the feature vector  $\mathbf{x}$  can be used to reconstruct the raw data from which it was extracted, as the dimension of input increases, then  $\mathbf{x}$  contains enough information for useful classification. The aim of an unsupervised pre-training is to obtain a useful representation of the inputs. The representation learning from the input that is formed by the output of the hidden layer can reduce feature engineering thereby making supervised classifier and regression models much efficient. In pre-training, we greedily train subsets of the network parameters using a layer-wise and unsupervised learning criterion by repeating the following steps:

---

**Algorithm 1** Unsupervised pre-training for deep autoencoders

---

- 1: **while** a stopping criterion is met, for each layer ( $l \in (1 \dots \dots L)$ ) **do**
  - 2:     Map input training sample  $\mathbf{x}_p$  to represent  $\mathbf{O}_p^l$  using a unsupervised learning algorithm.
  - 3:     Update  $\mathbf{W}^l$  of layer  $l$  and delete the output weights from hidden to output layer from the trained auto encoder.
  - 4: **end while**
- 

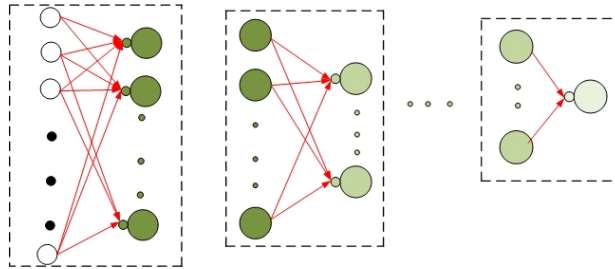


Figure 3: Unsupervised pre-training

Figure 3 shows the above greedy layer-wise pre-training procedure. The pre-training helps to initialize the networks and also encourages to encode the latent input structure in the hidden layer. In other words training an auto encoder in each layer is an unsupervised step i.e.  $t_p(i) = x_p(i)$  therefore, if validation error is close to zero than according to ISP, all the information from input layer is passed onto the corresponding forward hidden layer either as compressed features (when  $N_h < N$ ) or mapped features in high-dimensional space (when  $N_h > N$ )

### 2.3.2 Stacking

Stacking is a key aspect of deep architecture. It's basically taking advantage of the depth in a representative learning and the stacked autoencoder harness the power of re-using the features by learning higher level features in each layer.

Theoretically, it's well-established that deep representation are exponentially more efficient than those that are not sufficiently deep [49], [14], [13]. Therefore, once the pre-training of autoencoder is completed, we are ready to develop the deep network by stacking each of these trained autoencoder. figure 3 shows the stacked autoencoder in a fan-in structure. We show only 2 layers deep network for simplicity, in-fact we can stack the autoencoder with sufficient depth. It is to be noted that when the number of hidden layers is greater than one, the autoencoder is considered to be deep.

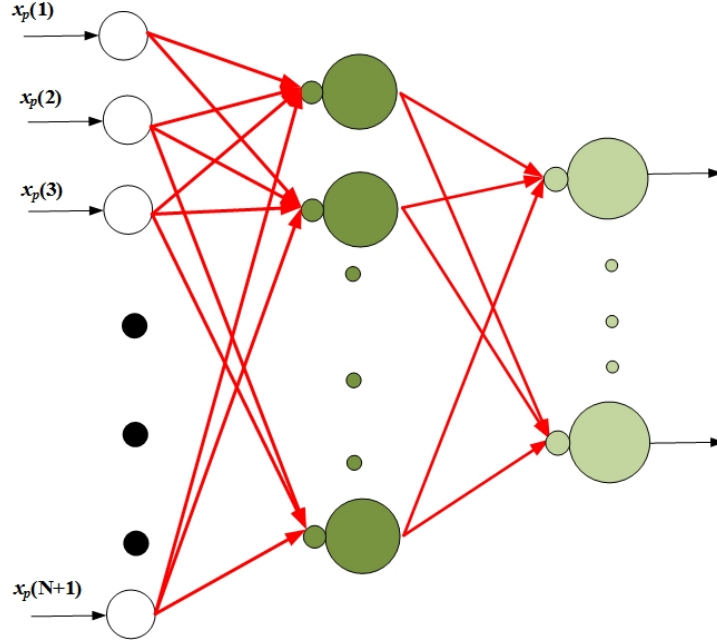


Figure 4: Autoencoder stacking

### 2.3.3 Classifier design

Once the unsupervised pre-training and stacking is completed, deep autoencoder features can be used for classification problem by feeding them into a linear or non-linear classifier. It's quite common to use either a softmax classifier [16] with cross entropy loss. The  $m^{th}$  output of a softmax classifier [76] will be

$$O_p(m) = \frac{\exp(y_p(m))}{\sum_{m=1}^M (\exp(y_p(m)))} \quad (5)$$

The predicted class  $i'$  will be  $i' = \underset{i}{\operatorname{argmax}} O_p(i)$ . The MSE in equation (1) is modified by replacing  $\mathbf{y}_p$  with  $\mathbf{O}_p$

from equation (5). We described the training of an MLP network as a regression model. [39] concludes using cross entropy error function for classifiers. Contrary to this, we design our classifier via regression models by modifying the desired output with output reset (OR) [81] algorithm. From [106], an MLP network is a Bayes discriminant where the output is posterior probability  $p(y = i_c | \mathbf{x})$  and the performance comes partially from the error criterion used in training. Typically the output of the MLP is a discriminant function  $d_i(x)$  and approximates posterior probabilities. The largest discriminant corresponds to the estimated class, while the other values correspond to estimated incorrect classes. Universal approximation theorem [55] implies that the MLP can approximate any continuous discriminant arbitrary well. However, given an MLP with MSE as error criterion and fixed binary desired outputs, the training is damaged when actual outputs are larger than 1 for the correct class and less than zero for the incorrect class. Therefore we use output reset (OR) algorithm [81], [43] to modify the desired outputs so that the discriminant types can be approximated. Following [124],[123], we modify the target output  $\mathbf{t}_p$  to  $\mathbf{t}'_p$ . Here  $t'_p(i_c) = y_p(i_c)$  if  $y_p(i_c) > t_p(i_c)$  and  $t'_p(i_d) = y_p(i_d)$  if  $y_p(i_d) < t_p(i_d)$ . Following [81], by designing classifier using this method, we greatly decrease the training and validation error. However, the OR algorithm is fairly immune to the outliers but a strong disadvantage is that the decision boundary may not necessarily be optimally placed.

### 2.3.4 Fine tuning

Fine tuning is a well-known technique [52] that is used to update all the weights in the stacked deep autoencoder including the classifier layer, in order to improve the overall performance. In each iteration, fine tuning updates all the weights in all the layer of a stacked autoencoder along with the classifier. Overall the entire deep learning network for 2 layers along with the classifier is shown in figure 5.

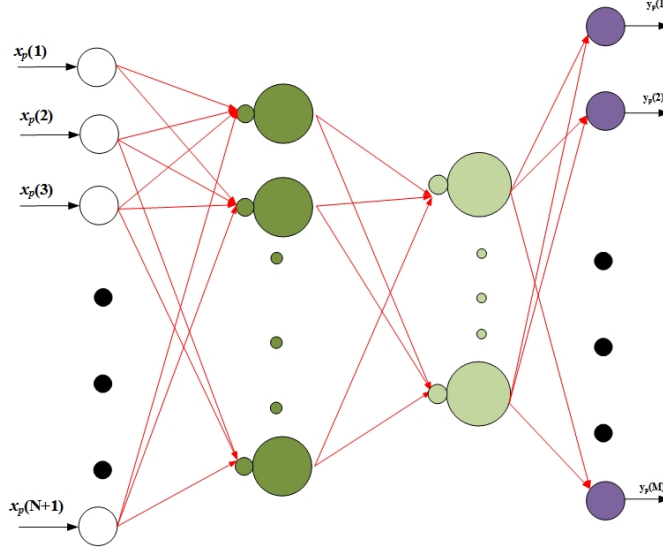


Figure 5: Deep neural network

The deep neural network algorithm can be summarized as follows:

---

**Algorithm 2** Greedy layerwise training of deep autoencoder

---

- 1: **Unsupervised pre-training:** Train each autoencoder as illustrated in algorithm 1.
  - 2: **Stacking:** Stack the trained autoencoders to form the deep autoencoder network.
  - 3: **Classifier:** Add a classifier at the end of the last hidden layer of the stacked autoencoder and train it using a supervised cost function.
  - 4: **Fine tuning:** The entire network using BP and gradient descent on a global supervised cost function.
- 

## 2.4 Variants of autoencoders

As mentioned in the previous section, there are many variants of autoencoder that are useful in generating the effective representation of the data instead of learning the identity function. Here, we discuss two such variants. Sparse autoencoder is an under complete representation where the goal is feature compression whereas denoising autoencoders generate overcomplete features that map in the higher dimension.

### 2.4.1 Sparse autoencoder

In autoencoder, sparsity is achieved by penalizing the hidden unit activations thereby making them closer to there saturating value of 0 [20] [77], [132]. [91] [76] [98] describes a sparse autoencoders (SAE) as in where a KL divergence penalty term is introduced into the error function. KL divergence is a standard function for measuring how two distributions are different.

$$KL(\bar{O}(k)) = \rho \cdot \log\left(\frac{\rho}{\bar{O}(k)}\right) + (1 - \rho) \cdot \log\left(\frac{1 - \rho}{1 - \bar{O}(k)}\right) \quad (6)$$

Here  $\bar{O}(k)$  is the average activation of the  $k^{th}$  hidden unit,

$$\bar{O}(k) = \frac{1}{N_v} \sum_{p=1}^{N_v} O_p(k) \quad (7)$$



$\rho$  is the sparsity parameter, typically a small value close to zero. In equation (6), for  $\rho = \overline{O}(k)$ ,  $KL(\overline{O}(k)) = 0$ . In order to avoid overfitting, we add an  $L_2$  regularization term or weight decay term. Adding these two terms in equation (1), the final error function is now modified as follows

$$E_{SAE} = E + \beta \cdot KL(\overline{O}(k)) + \frac{\lambda}{2} \sum_{l=1}^{N_l} \sum_{i=1}^{N_h^l} \sum_{j=1}^M [w^l(j, i)]^2 \quad (8)$$

Here  $\beta$  is the sparsity penalty term and  $\lambda$  is the weight decay parameter. The regularization term tends to decrease the magnitude of the weights and is not applied to the bias terms in weight matrices. The regularization term is a variant of the Bayesian regularization method by replacing the Gaussian prior on the parameters and doing Maximum a priori probability estimation.

### 2.4.2 Denoising autoencoder

In an over-complete representation where  $N > N_h$ , there is no compression and each hidden layer can just copy a different input unit. To avoid this problem, Denoising autoencoders (DAE) [126] is a modification to the basic autoencoders. The key idea in a DAE is that the input representation should be robust to noise. Therefore the noise is added by

1. Switching off the random subset of input units to zero.
2. Adding Gaussian noise to the turned on input units.

Therefore the input  $\mathbf{x}$  is first corrupted by the above two steps to get a partially destroyed input  $\tilde{\mathbf{x}}$  which is then fed to a basic autoencoder to obtain the reconstructed input  $\hat{\mathbf{x}}$ . The error measure in a cross entropy reconstruction function as

$$E_{DAE} = - \sum_{i=1}^N \mathbf{x}(\mathbf{i}) \log(\hat{\mathbf{x}}(\mathbf{i})) + (1 - \mathbf{x}(\mathbf{i})) \log(1 - \hat{\mathbf{x}}(\mathbf{i})) \quad (9)$$

Note that the error measure compares  $\hat{\mathbf{x}}$  with the noiseless input  $\mathbf{x}$ . By adding noise in the input, we push it away from the manifold and then the basic autoencoder training try to project  $\hat{\mathbf{x}}$  onto the manifold. Overall this helps in learning more meaningful features than a linear autoencoder and overcome the over-complete representation problem. Unlike SAE, DAE is a fan-out structure. It is reported in [125] that adding Gaussian noise in input layer is not equivalent to weight decay or regularization.

## 3 Problems, Goal and Proposed Tasks

In this chapter we start by enumerating major problems and bottlenecks associated with training a linear classifier, single hidden layer MLP and a deep learners. We also detail out the goals and proposed tasks that we will be focusing on this dissertation.

### 3.1 Problems with deep learning networks

From a neural networks perspective, deep learning is a way to train a multi hidden layer MLP. Until the seminal paper by Hinton [52], it appeared that deep neural network is hard to train due to computational constraints. However, there are several problems associated with training a deep learning algorithm that is summarized below:

1. Majority of literature on deep learning uses first order gradient based training [14], [69], [98], [76] that is often computationally expensive.
2. In our opinion, the useful properties of sigmoid activation function are not completely exploited. There is a large scope of research in investigating the mean square criterion along with sigmoid activation functions.
3. For any highly flexible deep network, there actually exists any valleys of attraction in the parameter space that can give a poor generalization. So when a gradient descent is able to find a good low training error, it's not guaranteed that the associated parameter configuration will provide good generalization. Therefore initialization of a deep neural network continues to be an open problem.
4. The current training algorithms involves many phases i.e unsupervised pre-training, supervised training and fine-tuning thereby making the entire training paradigm complicated.
5. Similar to MLP, there are many parameters in a deep learner that are user chosen. This caused a problem while converging to an optimal deep learner structure.

6. The deep autoencoders are unable to adapt to the unknown amount of nonlinearity in the data. Even though the unsupervised pre-training helps in initializing the model, the abstract features that are formed in a hierarchical manner are not entirely transferring the information to further deeper into the network.
7. Since deep learning is fairly a new area, there is a clear lack of theory that explains the learning paradigm for a deep neural network. A strong theoretical analysis is still lacking in order to explain the success of deep learning models for various applications. There is a clear need of developing investigative tools for understanding the training of deep neural networks.

The high dependency on first order gradient based training as in (D1) is an appealing area of research. Certainly, there is a need to investigate non-gradient methods like Gram-Schmidt procedure along with our successful implementation of second order MLP training algorithms [83], [100], [122], [64], [47], [92]. As mentioned in (D2), the choice of activation function is extremely important while training the deep learner. Sigmoid activation function usually leads to saturation of hidden units [38] and many other alternative activation function have been suggested [52], [12]. It's been reported that the cross entropy cost function coupled with softmax activation works better than the MSE and sigmoidal activation in the classification task. [79] [107], [39]. The difficulty in training in (D4) is usually compensated by using cross-validation but usually the number of good generalization configuration for the MLP model is small in comparison to a good training configuration. To elaborate (D5), the number of parameters that needed to be adjusted before we start training includes number of hidden layers, a number of hidden units in each layer and learning factor for the hidden units.

### 3.2 Goals and proposed tasks

We narrow down to the following *goals* in the present work

1. Improve and automate the design of linear and MLP networks with small testing error and minimum user intervention.
2. Adapt the automated feed forward technology to deep learning network design and minimize the number of weights in a deep learner.

In order to expand on the above goals, we have following *proposed tasks* marked out, that we focus on in this dissertation.

1. Develop and automate the linear network design by identifying and removing dependent inputs.
2. Improve the design of linear classifiers by adding a nonlinear activation function at the output.
3. Improve the pruning algorithm for hidden units in a single hidden layer MLP and an autoencoder.
4. Develop robust MLP training algorithm that are prune to outliers effects.
5. Apply all the above improvements to the deep learning paradigm.
6. Automate user chosen parameter that are specific for deep learning models.
7. Improve the autoencoder theory by detailing out the mathematical framework of it's working.

## 4 Investigation and improvements in deep autoencoders

We now incorporate all the improvement mentioned above into the deep neural network. During the autoencoder training, we prune each layer thereby doing feature selection. Pruning with the median filter ensures that the learning do not go into the saturation area of sigmoid thereby giving us an overall improved feature generation and selection method. The improved initialization scheme ensures that the reconstruction error is small and the compressed features are able to re-construct back. The multi-class OR algorithm, helps us to classify the misclassified patterns and making sure that none of the desired output remain in the linear region of sigmoid. this helps us to give a good performance even if we use a mean square error criterion and a sigmoid activation function. Usually for classification, cross entropy and softmax are preferred. We are working more towards finding better algorithm that can surpass the performance of cross entropy based models.

While utilizing the improvements from the linear classifier we try to address an open problems in MLP based neural networks which is to determine the depth of the deep learner. In a typical greedy layer-wise training of deep learner [14], we train the first layer for a particular number of iterations or if it's within acceptable reconstruction error limits and then add a second layer to start the training again and so on. On insight, the features obtained from the trained autoencoder are good for reconstruction but since we want to classify these high level features, we go the required depth to which this is feasible. In our work, we try to have a methodology where we automatically choose the number

of layers by using a linear probe. The linear classifier as described in chapter II are used as linear probe to determine the depth of the deep learning network as shown in figure 6. At each stage, the hidden units features are feed as input to a linear probe and the desired output are the labels. We calculate the feature classification error and stop when it increases. This gives us a good indication as to whether we need to add more layer of autoencoder. The layer just before the classification error increases is the required depth. Adding to this, we also have a maximum depth limit set in case the linear probe. Although it works well for a good number of datasets, it suffers from two major problems, firstly, it requires the labeled data for classification error and secondly, the stopping criterion is not meet sometime causing it to create an extremely deep network that brings its own computational burden with it.

Alternatively we also experimented with the nonlinear probe where we feed the hidden units features into a non linear MLP to observe the MSE. We prefer using a linear probe over it because of speed considerations and the intention here is to compare the MSE with the previous layer so as to decide to add more trained layer of auto encoder.

In summary, we develop compact stacked autoencoder that are pruned to generate independent features. We feed these features to better classification scheme in the supervised training step to give a lower generalization error.

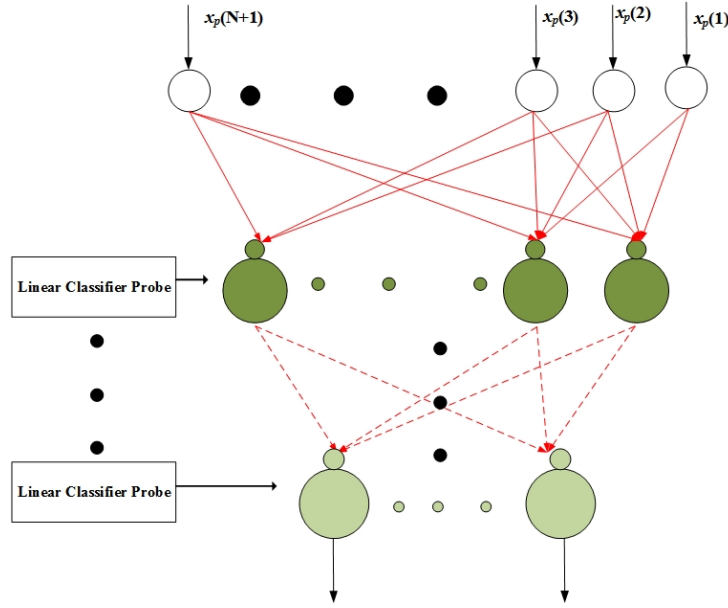


Figure 6: Linear probe in a deep neural network

#### 4.1 Linearity in deep learning features

In this subsection, our goal is to develop tools to evaluate the quality of features obtained through various deep autoencoders. Our task is to investigate the linearity of the features that are obtained from training stacked autoencoder. We are motivated by two results regarding autoencoder training. In the first reported result [8] we see that if we use an autoencoder, without any non linearity and a squared error loss, the autoencoder essentially perform KLT. Secondly as reported in [21], even when a nonlinearity such as sigmoid is used in the encoder, obtaining KLT subspace is a likely possibility since its possible to stay in the linear region of sigmoid. We therefore inspect the features obtained from SAE and DAE where they are stacked to form the deep neural network. In this study, we inspect the features with a series of experiments to verify our claim about linearity. For all our experiments, we use MNIST dataset therefore, the linearity of the features that we report is with respect to the MNIST.

#### 4.2 Linear mapping of inputs to autoencoder features

In our first experiment, our goal is to see if the entire stacked autoencoder pipeline can be replaced by a linear network. In order for it to work well, there should be a linear mapping between the raw inputs and the features from the last layer of the trained stacked autoencoder. We then use the testing data to produce features that are used as input to the fine tuned classifier to measure the testing accuracy. Algorithm 3 formalize our proposition that the features obtained from SAE and DAE are linear.

---

**Algorithm 3** Linearity check for deep autoencoder features

---

- 1: Train each autoencoder in a greedy unsupervised method. Stack them and complete the training with fine-tuning.
  - 2: Pass the training data through the trained autoencoder layers and get the output feature vector from the last layer of the auto encoder ( excluding the classifier). If  $l$  is the last layer of autoencoder then the feature vector will be  $\mathbf{O}_p^l$ .
  - 3: Train a linear network with training input data as  $\mathbf{x}_p$  and target output as  $\mathbf{O}_p^l$ .
  - 4: Put the testing data through the trained linear network to obtain feature vector  $\mathbf{O}_p^{linear}$ .
  - 5: Feed the output of the linear network  $\mathbf{O}_p^{linear}$  to the classifier that is trained and fine tuned in Step 1.
  - 6: Measure the testing accuracy.
- 

Based on the algorithm 3, we present the experimental results in Table 1. The sparse deep autoencoder and the denoising deep autoencoder have softmax classifier and cross entropy error function as described in subsection 2.4 and our proposed deep autoencoder has MSE error function and MLP classifier with initialization through Newton’s method as described in section Chapter V.

Table 1: Linearity test on features from deep autoencoders for MNIST dataset

Deep autoen-coder model	Deep autoen-coder features	Linear net-work features
Sparse deep autoencoder	1.6213	1.9852
Denoising deep autoen-coder	1.2858	2.0719
Proposed deep autoencoder	3.6124	3.8247

We observe from Table 1 that the accuracy of the linear network features is very similar to the deep autoencoder features. This observation implies that the features obtained from the deep autoencoder can be mapped by a linear network. This is an interesting observation since even though the deep autoencoder features are obtained through a hierarchical structure, there replaceability by a linear network strongly suggests that the features are in a similar subspace as KLT. Since the accuracy is not exactly same as by the deep autoencoders, one plausible explanation can be that the specific projection direction of these features is in general not correspond to the actual principal direction and it may not need be orthonormal.

**4.2.1 Identifying linearity using coefficient of determination**

In order to understand more about the features obtained by training a linear network as in previous subsection, we apply the idea of coefficient of determination (COD) or  $R^2$ . COD is a measure that allows us to determine how certain one can be in making predictions from a certain model. The coefficient of determination is such that  $0 \leq R^2 \leq 1$ . It denotes the strength of the linear association between two features obtained from trained autoencoders and the input vectors. COD represent the percentage of the data that is closest to the line of best fit. For example if  $COD = 0.9580$ , that means 95 % of the total variation in one feature can be explained by the linear relationship between the two features. For  $i^{th}$  output we calculate COD as follows,

$$COD(i) = 1 - \frac{MSE(i)}{\sigma^2(\mathbf{O}_p^l)} \tag{10}$$

Table 2 illustrates the mean COD value for all the outputs.

We see from Table 2 that almost all the features in each stage of the deep autoencoder are linear and can be mapped by a linear network. This is an extremely important result in terms of the feature quality. It also indicates that level of abstraction in deep learning features from deep autoencoders need to be investigated in more detail.

**5 Proposed Auto encoder theory**

Based on the theory of [55], [21], we now show a formal proof as to how the features of AE are linear and equivalent of a KLT mapping.

Table 2: COD for deep autoencoders for MNIST dataset

Deep autoencoder model	first layer COD	second layer COD	third layer COD
Sparse deep autoencoder	0.9992	0.9996	0.9998
Denosing deep autoencoder	0.9918	0.9921	0.9935
Proposed deep autoencoder	0.9924	3.8247	0.9975

### 5.1 Proof for linearity of AE features

**Theorem 1:** An Auto encoder with zero valued training error ( $E_{tr}$ ) is linear.

**Proof:** Let each auto encoder layer include the constant basis function as  $O(N_h+1) = 1$  and  $y(N+1) = 1$ . Here  $\mathbf{y} \in \mathbb{R}^{(N+1) \times 1}$ ,  $\mathbf{W}_o \in \mathbb{R}^{(N+1) \times (N_h+1)}$  and  $\mathbf{O} \in \mathbb{R}^{(N_h+1) \times 1}$  and  $N_h < N$ . Now  $\mathbf{O}$  can be found from  $\mathbf{y}$  as

$$\mathbf{O} = \mathbf{B} \cdot \mathbf{y} \quad \text{where} \quad \mathbf{B} = (\mathbf{W}_o^T \mathbf{W}_o)^{-1} \mathbf{W}_o^T \quad (11)$$

Now  $rank(\mathbf{B}) = (N_h + 1)$ . Since  $E_{tr} = 0$  means  $\mathbf{y} = \mathbf{x}$  and  $\mathbf{O} = \mathbf{B} \cdot \mathbf{x}$  so  $\mathbf{O}$  is a linear function of  $\mathbf{x}$

**Theorem 2:** An autoencoders has an infinite number of solutions

**Proof:** The net function vector for the hidden units is as follows:

$$\mathbf{O} = \mathbf{A} \cdot \mathbf{W} \cdot \mathbf{X} \quad (12)$$

where  $\mathbf{A}$  is any  $N_h \times N_h$  non singular matrix. The input weight matrix is  $\mathbf{A} \cdot \mathbf{W}$  The actual output  $\mathbf{y}$  can be written as

$$\mathbf{y} = \mathbf{W}_o \cdot \mathbf{A} \cdot \mathbf{W} \cdot \mathbf{X} \quad (13)$$

Since the number of inputs is equal to the number of outputs and from Theorem 1, we know that :

$$\mathbf{W}_o \cdot \mathbf{W} \cdot \mathbf{X} = \mathbf{B} \cdot \mathbf{A} \cdot \mathbf{W} \cdot \mathbf{X} \quad (14)$$

This leads to

$$\mathbf{W}_o = \mathbf{B} \cdot \mathbf{A} \quad (15)$$

therefore the output weight matrix is  $\mathbf{B}$  is

$$\mathbf{B} = \mathbf{W}_o \cdot \mathbf{A}^{-1} \quad (16)$$

Since there are infinite number of  $\mathbf{A}$  matrices, therefore it can have infinite number of solutions.

**Theorem 2:** As from [36], optimal features for compressing  $\mathbf{x}$  that satisfy information storage property are not optimal for classifying  $\mathbf{x}$  that do not minimize the classification accuracy.

Training a deep learner is a two stage process. When we train each autoencoders, that is approximately linear and has infinite number of solutions which are all equally good for reconstruction of the inputs. This is compression for reconstruction and not compression for classification. As we connect and train the classifier keeping the input weights fixed for the autoencoders, the classifier learns how to convert the linear feature of compression for approximation into linear feature of compression for classification for a minimum classification error. Later fine tuning enables it to improve further. We can break down the training of autoencoder in two stages.

**Stage 1 :** First compress the inputs. without destroying useful information. As from information storage property, this is a linear operation. After training an autoencoder, we get a KLT matrix times a non singular matrix of size  $N_h \times N_h$ . It has infinite number of equally good solutions.

**Stage 2:** In second stage we want a feature extraction that is good for classification. It is initially achieved by using softmax classifier and then fine tuning. This stage helps the stacked autoencoder to change it's linear transformation and weight change in softmax classifier. In essence, this stage converts the features for compression to the features for classification.

In summary, our goal is to generate feature that are good for classification in two stages. First it’s compression and then linearly convert those features for classification. We do compression first since its easy and you squeeze a lot of information, although your real goal is to classification.

## 5.2 KLT and Linear Mapping

**An important question that arises here is that if an autoencoders is linear then why does it have stacked layers ?**

We now explain the reason as follows. As in equation (12), we don’t have  $\mathbf{A}$  and  $\mathbf{W}$  separately, so if we try to delete one row of  $\mathbf{A} \cdot \mathbf{W}$ , we still have the same matrix. On the side note, the entire  $\mathbf{A} \cdot \mathbf{W}$  matrix is damaged if  $\mathbf{W}$  was a real KLT matrix. we don’t have the KLT matrix separately so when we delete row from  $\mathbf{A} \cdot \mathbf{W}$ , that’s not equal to deleting the row from  $\mathbf{W}$ .  $\mathbf{A} \cdot \mathbf{W}$  has same reconstruction capability as  $\mathbf{W}$ . Since we have  $\mathbf{B} \cdot \mathbf{W} \cdot \mathbf{A}^{-1}$ , if we delete any row for  $\mathbf{A} \cdot \mathbf{W}$  to make it  $\mathbf{A}' \cdot \mathbf{W}'$  we change all row for  $\mathbf{W}$ .ie

$$\mathbf{A}' \cdot \mathbf{W}' \neq \mathbf{A} \cdot \mathbf{W} \tag{17}$$

**Now a logical question can be that if an autoencoders is simply a KLT transform then why not delete features from each layer.?**

This is because throwing away hidden units from an auto encoder is not going to give a KLT. That is why an autoencoders change the number of features to get the minimum training error. Each layer of autoencoders is linearly transforming the KLT matrix, i.e. each auto encoder is designing its own  $\mathbf{A} \cdot \mathbf{W}$ . If we have  $\mathbf{W}$  then we know how to remove the features by deleting the last row of it but since we don’t have  $\mathbf{W}$  we are unable to do it. An autoencoders designs the  $\mathbf{A} \cdot \mathbf{W}$  matrix and not  $\mathbf{W}$  matrix. In the second layer of the autoencoders, we transfer the information of  $\mathbf{A} \cdot \mathbf{W}$  by multiplying it by a new matrix that reduce the feature size vector as

$$\mathbf{A}' \cdot \mathbf{W}_{\text{reduced}} \tag{18}$$

where  $\mathbf{W}_{\text{reduced}}$  is a reduced size KLT matrix.

## 6 Experimental results

### 6.1 Analysis of sparse autoencoders

In order to analyze more about the effect of regularization and sparsity parameter in deep sparse autoencoders [91], we experimented with various combinations of the parameters that were used in deep sparse autoencoder. Table 3 tabulates the results for the experiment.

Table 3: Linearity experiments on MNIST dataset with Deep sparse autoencoder

Model parameters	$P_{etest}$ (w/o fine tuning)	$P_{etest}$ (with fine tuning)
$\lambda = 0, \lambda_{softmax} = 0, \beta = 0 \rho = 0$	87.00	97.30
$\lambda \neq 0, \lambda_{softmax} = 0, \beta = 0 \rho = 0$	89.27	97.41
$\lambda \neq 0, \lambda_{softmax} \neq 0, \beta = 0 \rho = 0$	73.76	98.39
$\lambda \neq 0, \lambda_{softmax} = 0, \beta \neq 0 \rho \neq 0$	<b>94.02</b>	98.24
$\lambda = 0, \lambda_{softmax} = 0, \beta \neq 0 \rho \neq 0$	93.32	97.97
$\lambda = 0, \lambda_{softmax} \neq 0, \beta \neq 0 \rho \neq 0$	92.03	<b>98.22</b>
$\lambda = 0, \lambda_{softmax} \neq 0, \beta = 0 \rho = 0$	74.76	98.26
$\lambda \neq 0, \lambda_{softmax} \neq 0, \beta \neq 0 \rho \neq 0$	92.03	98.38

Table 3 gives us surprisingly intriguing results. We see that the model has very low effect of regularization and sparsity on the final testing accuracy and it is the fine tuning that gives the model a boost in the performance.

Table 4 describes the results of combining various deep autoencoders with different classifiers.

Table 4: 10 fold testing accuracy with various combinations of features and classifiers for MNIST dataset

Feature Classifier +	Initial configuration	$P_{e_{test}}$ (w/o fine tuning)	$P_{e_{test}}$ (with fine tuning)
Sparse AE + Linear Classifier	784-200-200	10.3213	5.9712
Sparse AE + MLP Classifier	784-200-200	8.1611	2.7222
Sparse AE + Softmax Classifier	784-200-200	7.9701	1.6213
DAE + Linear Classifier	784-1000-1000-1000	8.9613	5.6387
DAE + MLP Classifier	784-1000-1000-1000	7.3127	3.2162
DAE + Softmax Classifier	784-1000-1000-1000	4.8420	1.2858
proposed deep AE + Linear Classifier	784-200-200	4.9981	—
proposed deep AE + MLP Classifier	784-200-200	3.6124	—
proposed deep AE + Softmax Classifier	784-200-200	2.8128	0.9713

We see from Table 4 that the MLP and linear classifier has a comparable performance and we are currently working to improve it's performance.

### 6.2 Linear classifiers as probe

In order to determine the depth of the deep neural network, we use linear classifiers as probe that measure the validation error  $P_{ev}$ . We keep adding the layers until probability of validation error  $P_{ev}$  fails to decrease. Table 5 shows the results with the linear probe as well as with pruning in each hidden layer.

We finally present our results with better initialization scheme and improved pruning in Table 6.

Table 6: 10 fold testing accuracy of proposed deep autoencoder

Datasets	LC	Single layer MLP	Proposed deep AE	Sparse AE	Denosing AE	Best-result re-ported
Gongtrn	9.4667	7.9406	4.8521	4.9991	4.9001	—
Comf18	17.1843	15.1117	3.6714	14.7113	14.8527	—
MNIST	5.0765	5.0765	3.6124	1.6213	1.2858	0.2100
Google-SV	4.4058	3.9671	2.1143	1.8824	1.8876	1.6900
CIFAR-10	8.4106	5.8187	4.8674	4.1621	4.6140	3.4609
STL-10	30.6715	27.8619	25.8644	26.8924	25.9940	25.6712

Table 5: 10 fold testing accuracy results on improvements with pruning and linear probe for proposed deep AE

Datasets	Initial configuration of AE	Configuration after pruning	$P_{e_{test}}$ (initial configuration)	$P_{e_{test}}$ (after pruning)
Gongtrn	16-200-200-200	16-151-172	6.1110	4.8521
Comf18	18-300-300-200	18-168-190	11.7844	13.6714
MNIST	784-400-400-300	784-187-201-243	4.8981	3.6124
SVHN	1024-500-500-500	1024-387-424-428	2.8413	2.1143
CIFAR-10	1024-500-500-500	1024-358-462-442	6.8524	4.8674
STL-10	9216-4000-1000-500-300	9216-3416-880-488	26.1424	25.8674

As we see that our proposed deep autoencoder has comparatively lower accuracy, however, it is not as different from the other two deep autoencoders. The best result reported is consisting of algorithms that are based on various other deep learning variants. We enumerate the reasons for our lagging performance below:

1. The validation data is not combined to get a final trained network. It means that we are training with less number of patterns as compared to other algorithms.
2. We have not included fine-tuning in our model. This implies that our model performance is compared with other algorithms that already have been fine-tuned. If we remove the fine-tuning and compare the performance, then our proposed deep autoencoder is far better than other algorithms.

In this section, we first compare 10 fold testing performances of GLC-Newton with those of linear classifiers such as linear SVM [34] [62], SDM-CS [56], sigmoidal SVM (Sig-SVM) [97], and with the IRLS generalized linear classifier [105].



Table 7: 10-fold testing error % results for GLC-Newton and other algorithms

Datasets	GLC-Newton	LIBLINEAR	ARLS	SDM-CS	Sig-SVM
Gongtrn	9.4567 ± 0.004	13.8674 ± 0.001	12.5789 ± 0.004	13.7895 ± 0.004	11.0254 ± 0.007
Comf18	17.1813 ± 0.27	25.6671 ± 0.34	21.8746 ± 0.29	20.0145 ± 0.32	21.0478 ± 0.31
MNIST	4.0775 ± 0.15	9.4306 ± 0.18	5.2874 ± 0.29	8.2472 ± 0.42	7.0874 ± 0.17
SVHN	4.4158 ± 0.22	9.8753 ± 0.35	5.2864 ± 0.26	8.2578 ± 0.31	7.3278 ± 0.13
CIFAR-10	8.4176 ± 0.85	11.0483 ± 0.79	10.2578 ± 0.94	10.8745 ± 1.01	10.7954 ± 0.92
COVER	15.0121 ± 0.47	19.2342 ± 0.59	18.2302 ± 0.54	18.3109 ± 0.78	16.1487 ± 0.25
SECTOR	6.1120 ± 0.99	6.1998 ± 1.02	7.2138 ± 1.09	7.9873 ± 0.97	6.1333 ± 1.11
RCV1	8.1203 ± 0.72	10.1245 ± 0.82	11.3958 ± 0.94	11.2344 ± 0.81	9.2547 ± 0.65
NEWS-20	13.6705 ± 0.19	15.2875 ± 0.24	14.7894 ± 0.21	15.1785 ± 0.22	14.8794 ± 0.17
Breast Cancer	10.9382 ± 0.25	15.2472 ± 0.64	14.5873 ± 0.32	13.4785 ± 0.01	14.9871 ± 0.58

From Table 7, we see that GLC-Newton consistently performs better than the other techniques. For smaller dimensional, uncorrelated datasets (*Gongtrn* and *Comf18*) GLC-Newton gives the best performance. One reason of the better performance for GLC-Newton is that the pruning algorithm removes useless inputs that damage the performance of the other algorithms. For object recognition datasets (*MNIST*, *SVHN*, *CIFAR-10*), linear dataset (*Breast Cancer*) and text recognition datasets (*RCV1* and *NEWS-20*), GLC-Newton performs better due to the second order algorithm that suppresses *consistent* and *inconsistent* errors.

Next, we compare the 10 fold testing performance of MA-OR-R-MF-GP-IS with non-linear classifier such as softmax classifier [91], standard MLP [50], non linear SVM [29] and RBF classifier [122]. We later use MOLF-Adapt-MF as a classifier in a deep learning architecture for various datasets.

### 6.3 Shallow classifiers

While comparing MA-OR-R-MF-GP-IS with other nonlinear classifiers, we set the initial hidden units as 2 for all the datasets. For MA-OR-MF-GP-IS, we used 30% of training data as validation data.

Table 8: Comparison results for 10-fold testing % results for MA-OR-R-MF-GP-IS with comparing algorithms

Datasets	MA-OR-R-MF-GP-IS	Softmax	Nonlinear SVM	RBF	CG
Gongtrn	6.5789 ± 0.179	9.1578 ± 0.145	14.2231 ±0.104	8.8652 ±0.121	8.4785 ± 0.147
Comf18	14.015 ± 0.001	18.6321 ±0.001	21.3429 ±0.002	19.2283 ±0.010	18.9871 ± 0 006
MNIST	2.8965 ± 0.112	7.4503 ±0.221	11.2346 ±0.227	9.9987 ± 0.229	8.9654 ±0.247
SVHN	3.2478 ± 0.127	6.9541 ±0.197	10.2312 ± 0.139	9.3428 ± 0.167	8.7891 ± 0.167
CIFAR-10	6.2147 ± 0.227	8.3328 ±0.297	13.5453 ± 0.671	11.2396 ± 0.347	10.9987 ± 0.336
COVER	9.1245 ± 0.201	11.1478 ±0.2487	12.2487 ± 0.210	12.4785 ± 0.241	12.1478 ± 0.200
SECTOR	2.8789 ± 0.214	3.8978 ± 0.252	4.2141 ± 0.201	4.2017 ± 0.201	4.1245 ± 0.222
NEWS-20	8.2478 ± 0.019	10.2547 ± 0.014	12.0214 ± 0.014	10.3257 ± 0.012	10.9874 ± 0.017
Breast Cancer	9.1212 ± 0.217	10.1114 ± 0.214	13.2547 ± 0.211	13.0101 ± 0.210	12.8795 ± 0.214
Claimbuster	14.2158 ± 0.024	14.9874 ± 0.021	17.6589 ± 0.021	16.1248 ± 0.022	15.6987 ± 0.021

Simulation results show that MA-OR-R-MF-GP-IS generalizes much better than other comparable algorithms. This is because the proposed algorithm offers a model flexibility that adapts itself to capture the inherent data structure.

#### 6.4 Deep learning classifiers

We now demonstrate the MA-OR-MF-GP-IS algorithm performance as replacement classifier in deep learning framework and compare it with pre-existing classifiers in stacked autoencoder [76], convolutional network [73]. For *claimbuster* dataset [48], features are extracted using Alchemy API. In our experiment, we use the claimbuster data along with a deep stacked autoencoder that we designed for this problem. We pre-process the data by removing the zero column feature vector and then splitting the data into 80%, 10% and 10% as training, validation and testing respectively. We use principal component analysis to reduce the input dimension from 5413 to 1000. We compare the above results with deep autoencoder (DAE) along with softmax classifier as in [76]. For our final experiment, we use MA-OR-R-MF-GP algorithm to build and prune the deep autoencoder (DAE-prune). A 2 hidden layer deep stacked autoencoder with 800 and 500 hidden units in first and second layer respectively is trained for 500 iterations. The deep learner features are then feed into the proposed MA-OR-R-MF-GP-IS classifier with 300 hidden units. Pruning the hidden units makes a 232 hidden units. The results are presented in Table 11. Table 10 presents the results.

The precision, recall and F-measure value are given in Table 9

For claimbuster dataset [48], features are extracted using Alchemy API and SVM is used as classifier. In our experiment, we use the claimbuster data along with a deep stacked autoencoder that we designed for this problem. We pre-process the data by removing the zero column feature vector and then splitting the data into 80%, 10% and 10% as training,

Table 9: 5-fold testing error % results for claimbuster dataset using SVM

	Precision	Recall	F-measure
NFS	0.90	0.96	0.93
UFS	0.65	0.26	0.37
CFS	0.79	0.74	0.77

validation and testing respectively. We use principal component analysis to reduce the input dimension from 5413 to 1000. We compare the above results with deep autoencoder (DAE) along with softmax classifier as in [76]. Table 10 presents the results.

Table 10: 5-fold testing error % results for claimbuster dataset using DAE-Softmax

	Precision	Recall	F-measure
NFS	0.92	0.96	0.90
UFS	0.45	0.42	0.44
CFS	0.80	0.81	0.78

For our final experiment, we use MA-OR-R-MF-GP-IS algorithm to built and prune the deep autoencoder (DAE-prune). A 2 hidden layer deep stacked autoencoder with 800 and 500 hidden units in first and second layer respectively is trained for 500 iterations. The deep learner features are then feed into the proposed MOLF-Adapt-MF classifier with 300 hidden units. Pruning the hidden units makes a 232 hidden units. The results are presented in Table 11.

Table 11: 5-fold testing error % results for claimbuster dataset using DAE-MA-OR-R-MF-GP-IS

	Precision	Recall	F-measure
NFS	0.95	0.94	0.95
UFS	0.57	0.66	0.61
CFS	0.85	0.83	0.84

Unlike claimbuster, rest of the datasets have balanced classes. For *MNIST* [74], we divided the dataset into 60,000 training samples out of which 12,000 samples are used in validation. A test set of 10,000 samples are used as testing data. A 2 layer deep stacked autoencoder (DAE) with 200 hidden units in each layer, is trained with 300 iterations and the MA-OR-R-MF-GP-IS algorithm with 200 hidden units is used to classify. After training, the features in autoencoder are pruned to 182 and 162 in first and second layer respectively. Similarly hidden units are pruned to 158 in MA-OR-R-MF-GP-IS classifier. A 2 layer deep stacked autoencoder described in [76] with 200 hidden units in each layer is used with softmax classifier for comparison. In Table 12, we see that DL based on MA-OR-R-MF-GP-IS classifier performs slightly better than the comparing softmax classifiers. One reason only a slight improvement is due to the linearity in the CNN and DAE features that are feed into the classifier. Similar results are obtained for Google street view housing numbers (*SVHN*) [90], *CIFAR-10* dataset [66] and *Scrap* dataset.

For the object detection datasets *MNIST*, *SVHN*, *CIFAR*, *Scrap*, a pre-trained Inception v3 [119] is used in Keras [25]. Inception v3 is a deep CNN model that is trained from the 2012 ImageNet large visual recognition challenge. This network is trained with mini-batch gradient descent with the AdaDelta optimizer.

Table 12: 10-fold testing error % results using DAE-prune-MOLF-Adapt-MF

Dataset	Inception v3- Softmax	Inception v3- MA-OR-R-MF-GP-IS	DAE- Softmax	DAE- MA-OR-R-MF-GP-IS
MNIST	0.9814±0.122	0.9718± 0.134	1.9857 ± 0.041	1.0434 ± 0.041
SVHN	2.5478 ± 0.113	1.2478 ± 0.132	2.9871 ± 0.267	2.4478 ± 0.362
CIFAR-10	5.2574±0.247	5.12478 ±0.127	5.7478 ± 0.217	5.2147 ± 0.281
Scrap	12.3587 ±0.141	9.9775 ± 0.154	12.9217 ± 0.322	12.8049 ± 0.128
COVER	NA	NA	8.6274 ± 0.200	8.4210 ± 0.200
SECTOR	NA	NA	1.4458 ± 0.219	1.2147 ± 0.222
NEWS-20	NA	NA	7.6581 ± 0.104	7.3478 ± 0.121
Breast Cancer	NA	NA	8.2222 ± 0.214	8.1478 ± 0.214
Claimbuster	NA	NA	11.0817 ± 0.021	10.24784 ± 0.021

From Table 12, we see that the Inception v3 based deep learners are good for object recognition and DAE are good in capturing the language model as in *Claimbuster* and *NEWS-20*. For *SECTOR* and *Breast Cancer* datasets, which are nonlinear, the DAE-MA-OR-R-MF-GP-IS is slightly better than the DAE-Softmax classifier. Overall replacement classifier is better than traditional softmax classifier.

## 7 Conclusions

In the present dissertation, we analyzed the deep autoencoders and made following contributions.

1. We have improved the performance of a linear classifier and propose multiple modifications that performs better than commercial package.
2. We have developed smaller MLP's with better generalization error.
3. We developed an alternate pre-training algorithm for deep learning models
4. We demonstrated an efficient automatic scheme to estimate the number and size of hidden layers in MLP.
5. We discovered ( or re-discovered) the linearity of many datasets with the AE based deep learning models.
6. We discover the necessity for non linear classifiers in deep learning.

In this dissertation we have pointed out the pervasiveness of linear applications and the shortcomings in existing linear classifiers. We have then developed a new multi-step approach for linear classifier design which requires no user chosen parameters. The OR algorithm in the first step solves the problem of inconsistent errors, where outputs are better than expected. The pruning algorithm in the second step knocks out useless and dependent inputs thereby reducing the size of the linear classifier and decreasing the effects of over-training. In the last step, the linear network is mapped to a GLC and trained further using Newton's algorithm. This step limits the effects of large consistent errors. Using several widely available datasets, we have shown that our proposed algorithm results in a classifier with significantly smaller 10 fold testing errors than those seen in existing linear and generalized linear classifiers. In the future, we plan to extend GLC-Newton to the case of softmax activations and the cross entropy error measure. We will also try GLC-Newton as a method for improving output weights in nonlinear classifiers.

We then turn our attention to make several incremental improvements to MOLF based classifiers. The pruning algorithm deletes the useless and dependent inputs thereby reducing the size of MOLF classifier and decreasing the effects of over-training. Regularization reduces over-training when the input dimension is large compared to the number of patterns. Weights for less useful inputs are reduced in size. The median filtering pruning in the third step further improves the pruning algorithm to delete more useless hidden units. Further sizing improvements of growing and pruning algorithm decrease the model size significantly without perturbing the testing performance. In the last step, input sigmoids are added to the algorithm to prevent the effect of outliers. Using several widely available datasets, we have shown that our proposed algorithm results in a classifier with significantly smaller 10 fold testing errors than those seen in existing nonlinear and deep learning classifiers. In the future, we plan to extend MA-OR-R-MF-GP-IS algorithm to include a  $K$ -fold validation and testing technique that fuses the  $K$  optimal networks into one.

All the above improvements in linear and non linear design are then directly incorporated into deep learning models. We first propose a new deep autoencoder with automated depth that is gives a solution to horizontal optimization problem in deep learning models. We use our classifiers as replacement classifiers and demonstrate a better performance than existing classifiers in deep learning.

Datasets	$N_v$	N	M	$N_v$ (train)	$N_v$ (valida- tion)	$N_v$ (test)
Gongtrn	3000	16	10	2000	1000	1000
Comf18	12392	18	4	10000	2392	1000
MNIST	60000	784	10	50000	10000	10000
SVHN	73257	1024	10	73257	26032	26032
CIFAR-10	60000	1024	10	50000	10000	10000
COVER	581012	54	2	406700	110000	64312
SECTOR	6412	55197	105	4000	1000	1412
RCV1	531742	47236	103	400000	100000	31742
NEWS-20	15935	62061	20	8000	4000	3935
Breast Cancer	990	40	2	690	200	100

Table 13: Specification of datasets

## A Datasets

Below is the dataset we use to evaluate our work till now

### A.1 Gongtrn dataset

The geometric shape recognition data file [130] consists of four geometric shapes, ellipse, triangle, quadrilateral, and pentagon. Each shape consists of a matrix of size  $64 \times 64$ . For each shape, 200 training patterns were generated using different degrees of deformation. The deformations included rotation, scaling, translation, and oblique distortions. The feature set is ring-wedge energy (RNG), and has 16 features.

### A.2 Comf18 dataset

The training data file is generated from segmented images [7]. Each segmented region is separately histogram equalized to 20 levels. Then the joint probability density of pairs of pixels separated by a given distance and a given direction is estimated. We use 0, 90, 180, 270 degrees for the directions and 1, 3, and 5 pixels for the separations. The density estimates are computed for each classification window. For each separation, the co-occurrences for the four directions are folded together to form a triangular matrix. From each of the resulting three matrices, six features are computed: angular second moment, contrast, entropy, correlation, and the sums of the main diagonal and the first off diagonal. This results in 18 features for each classification window.

### A.3 MNIST dataset

The digits data used in this book is taken from the MNIST data set [74], which itself was constructed by modifying a subset of the much larger data set produced by NIST (the National Institute of Standards and Technology). It comprises a training set of 60,000 examples and a test set of 10,000 examples. Some of the data was collected from Census Bureau employees and the rest was collected from high-school children, and care was taken to ensure that the test examples were written by different individuals to the training examples. The original NIST data had binary (black or white) pixels. To create MNIST, these images were size normalized to fit in a  $20 \times 20$  pixel box while preserving their aspect ratio. As a consequence of the anti-aliasing used to change the resolution of the images, the resulting MNIST digits are grey scale. These images were then centered in a  $28 \times 28$  box. Examples of the MNIST digits are shown in Figure A.1. This dataset is a classic within the machine learning community and has been extensively studied.

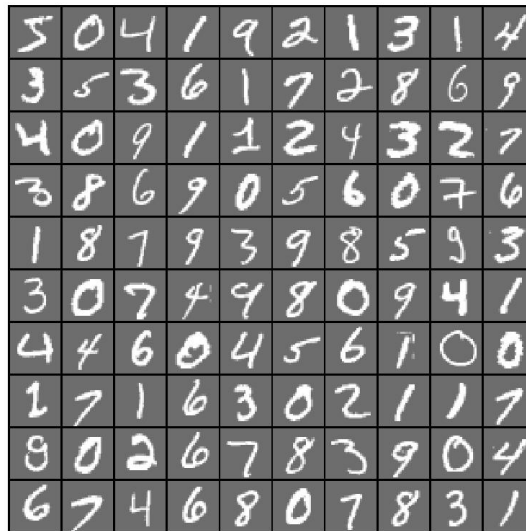


Figure 7: One hundred examples of the MNIST digits chosen at random from the training set

#### A.4 Google street view dataset

The Google street view housing numbers (SVHN) [90] is a real-world image dataset for developing machine learning and object recognition algorithms with minimal requirement on data preprocessing and formatting. It can be seen as similar in flavor to MNIST (e.g., the images are of small cropped digits), but incorporates an order of magnitude more labeled data (over 600,000 digit images) and comes from a significantly harder, unsolved, real world problem (recognizing digits and numbers in natural scene images). SVHN is obtained from house numbers in Google Street View images.



Figure 8: Fifteen examples of the SVHN chosen at random from the training set

## A.5 CIFAR dataset

The CIFAR-10 dataset [66] consists of 60000 32x32 colour images in 10 classes, with 6000 images per class. There are 50000 training images and 10000 test images. The dataset is divided into five training batches and one test batch, each with 10000 images. The test batch contains exactly 1000 randomly-selected images from each class. The training batches contain the remaining images in random order, but some training batches may contain more images from one class than another. Between them, the training batches contain exactly 5000 images from each class.




Figure 9: One hundred examples of the CIFAR images chosen at random from the training set

## A.6 STL-10 dataset

The STL-10 dataset [28] is an image recognition dataset for developing unsupervised feature learning, deep learning, self-taught learning algorithms. It is inspired by the CIFAR-10 dataset but with some modifications. In particular, each class has fewer labeled training examples than in CIFAR-10, but a very large set of unlabeled examples is provided to learn image models prior to supervised training. The primary challenge is to make use of the unlabeled data (which comes from a similar but different distribution from the labeled data) to build a useful prior. The 10 classes are airplane, bird, car, cat, deer, dog, horse, monkey, ship, truck. All the images are colored with 96x96 pixels. This includes 500 training images (10 pre-defined folds), 800 test images per class and 100000 unlabeled images for unsupervised learning. These examples are extracted from a similar but broader distribution of images. For instance, it contains other types of animals (bears, rabbits, etc.) and vehicles (trains, buses, etc.) in addition to the ones in the labeled set.




Figure 10: One hundred examples of the STL-10 images chosen at random from the training set

### A.7 COVER

This dataset [17] contains forest cover type for a given observation (30 x 30 meter cell) that was determined from US Forest Service (USFS) Region 2 Resource Information System (RIS) data. Independent variables were derived from data originally obtained from US Geological Survey (USGS) and USFS data. Data is in raw form (not scaled) and contains binary (0 or 1) columns of data for qualitative independent variables (wilderness areas and soil types).

### A.8 RCV1

Reuters Corpus Volume I (RCV1) [80] is an archive of over 800,000 manually categorized newswire stories made available by Reuters, Ltd. for research purposes. The dataset is extensively described in [1].

### A.9 NEWS-20

The 20 Newsgroups dataset [85] is a collection of approximately 20,000 newsgroup documents, partitioned (nearly) evenly across 20 different newsgroups. The 20 newsgroups collection has become a popular data set for experiments in text applications of machine learning techniques, such as text classification and text clustering.

## B Training weights by orthogonal least squares

In the current work, we use orthogonal least square method to solve for the output weights, pruning of hidden units and deciding on the number of hidden units in a deep learner. an orthogonal least square method is a transformation of the set of  $\langle \langle \rangle \rangle$  into a set of orthogonal basis vectors thereby measuring the individual contribution to the desired output energy from each basis vector.

In an autoencoder, we are mapping from an  $(N+1)$  dimensional augmented input vector to it's reconstruction in the output layer. The output weight matrix  $\mathbf{W}_{oh} \in \mathfrak{R}^{N \times N_h}$  and  $y_p$  in elements wise will be given as

$$y_p(i) = \sum_{n=1}^{N+1} w_{oh}(i, n) \cdot x_p(n) \quad (19)$$



To solve for the output weights by regression, we minimize the reconstruction error as in (1). In order to achieve a superior numerical computation, we define the elements of auto correlation  $\mathbf{R} \in \mathfrak{R}^{N_h \times N_h}$  and cross correlation matrix  $\mathbf{C} \in \mathfrak{R}^{N_h \times M}$  as follows:

$$r(n, l) = \frac{1}{N_v} \sum_{p=1}^{N_v} O_p(n) \cdot O_p(l) \quad c(n, i) = \frac{1}{N_v} \sum_{p=1}^{N_v} O_p(n) \cdot t_p(i) \quad (20)$$

Substituting the value of  $y_p(i)$  in (1) we get,

$$E = \frac{1}{N_v} \sum_{p=1}^{N_v} \sum_{m=1}^M [t_p(m) - \sum_{k=1}^{N_h} w_{oh}(i, k) \cdot O_p(k)]^2 \quad (21)$$

Differentiating with respect to  $\mathbf{W}_{oh}$  and using (20) we get

$$\frac{\partial E}{w_{oh}(m, l)} = -2[c(l, m) - \sum_{k=1}^{N_h+1} w_{oh}(m, k)r(k, l)] \quad (22)$$

Equating (22) to zero we obtain a  $M$  set of  $N_h + 1$  linear equations in  $N_h + 1$  variables. In a compact form it can be written as

$$\mathbf{R} \cdot \mathbf{W}^T = \mathbf{C} \quad (23)$$

By using orthogonal least square, the solution for computation of weights in (23) will speed up. For convenience, let  $N_u = N_h + 1$  and the basis functions be the hidden units output  $\mathbf{O} \in \mathfrak{R}^{(N_h+1) \times 1}$  augmented with a bias of  $\mathbf{1}$ . For an unordered basis function  $\mathbf{O}$  of dimension  $N_u$ , the  $m^{th}$  orthonormal basis function  $\mathbf{O}'$  is defines as « add reference »

$$O'_m = \sum_{k=1}^m a_{mk} \cdot O_k \quad (24)$$

Here  $a_{mk}$  are the elements of triangular matrix  $\mathbf{A} \in \mathfrak{R}^{N_u \times N_u}$

For  $m = 1$

$$O'_1 = a_{11} \cdot O_1 \quad a_{11} = \frac{1}{\|O\|} = \frac{1}{r(1, 1)} \quad (25)$$

for  $2 \leq m \leq N_u$ , we first obtain

$$c_i = \sum_{q=1}^i a_{iq} \cdot r(q, m) \quad (26)$$

for  $1 \leq i \leq m - 1$ . Second, we set  $b_m = 1$  and get

$$b_{jk} = - \sum_{i=k}^{m-1} c_i \cdot a_{ik} \quad (27)$$

for  $1 \leq k \leq m - 1$ . Lastly we get the coefficient  $A_{mk}$  for the triangular matrix  $\mathbf{A}$  as

$$a_{mk} = \frac{b_k}{[r(m, m) - \sum_{i=1}^{m-1} c_i^2]^2} \quad (28)$$

Once we have the orthonormal basis functions, the linear mapping weights in the orthonormal system can be found as

$$w'(i, m) = \sum_{k=1}^m a_{mk} c(i, k) \quad (29)$$

The orthonormal system's weights  $\mathbf{W}'$  can be mapped back to the original system's weights  $\mathbf{W}$  as

$$w(i, k) = \sum_{m=k}^{N_u} a_{mk} \cdot w'_o(i, m) \quad (30)$$

In an orthonormal system, the total training error can be written from (1) as

$$E = \sum_{i=1}^M \sum_{p=1}^{N_v} [\langle t_p(i), t_p(i) \rangle - \sum_{k=1}^{N_u} (w'(i, k))^2] \quad (31)$$

Orthogonal least square is equivalent of using the **QR** decomposition [40] and is useful when equation (23) is ill-conditioned meaning that the determinant of  $\mathbf{R}$  is  $\mathbf{0}$ .

## References

- [1] Hussein A Abbass. An evolutionary artificial neural networks approach for breast cancer diagnosis. *Artificial intelligence in Medicine*, 25(3):265–281, 2002.
- [2] Yaser S Abu-Mostafa, Malik Magdon-Ismael, and Hsuan-Tien Lin. *Learning from data*, volume 4. AMLBook Singapore, 2012.
- [3] Dario Amodei, Rishita Anubhai, Eric Battenberg, Carl Case, Jared Casper, Bryan Catanzaro, Jingdong Chen, Mike Chrzanowski, Adam Coates, Greg Diamos, et al. Deep speech 2: End-to-end speech recognition in english and mandarin. *arXiv preprint arXiv:1512.02595*, 2015.
- [4] Spencer E Ante. Amazon: turning consumer opinions into gold. *Business Week*, 15, 2009.
- [5] Peter Auer, Mark Herbster, Manfred K Warmuth, et al. Exponentially many local minima for single neurons. *Advances in neural information processing systems*, pages 316–322, 1996.
- [6] Dzmitry Bahdanau, Kyunghyun Cho, and Yoshua Bengio. Neural machine translation by jointly learning to align and translate. *arXiv preprint arXiv:1409.0473*, 2014.
- [7] Robert R Bailey, Elaine J Pettit, Ronald T Borochoff, Michael T Manry, and Xianping Jiang. Automatic recognition of usgs land use/cover categories using statistical and neural network classifiers. In *Optical Engineering and Photonics in Aerospace Sensing*, pages 185–195. International Society for Optics and Photonics, 1993.
- [8] Pierre Baldi and Kurt Hornik. Neural networks and principal component analysis: Learning from examples without local minima. *Neural networks*, 2(1):53–58, 1989.
- [9] Nicholas M Ball and Robert J Brunner. Data mining and machine learning in astronomy. *International Journal of Modern Physics D*, 19(07):1049–1106, 2010.
- [10] Marian Stewart Bartlett, Gwen Littlewort, Mark Frank, Claudia Lainscsek, Ian Fasel, and Javier Movellan. Recognizing facial expression: machine learning and application to spontaneous behavior. In *Computer Vision and Pattern Recognition, 2005. CVPR 2005. IEEE Computer Society Conference on*, volume 2, pages 568–573. IEEE, 2005.
- [11] Rodrigo Benenson, Mohamed Omran, Jan Hosang, and Bernt Schiele. Ten years of pedestrian detection, what have we learned? In *European Conference on Computer Vision*, pages 613–627. Springer, 2014.
- [12] Yoshua Bengio. Learning deep architectures for ai. *Foundations and trends® in Machine Learning*, 2(1):1–127, 2009.
- [13] Yoshua Bengio and Olivier Delalleau. On the expressive power of deep architectures. In *International Conference on Algorithmic Learning Theory*, pages 18–36. Springer, 2011.

- [14] Yoshua Bengio, Pascal Lamblin, Dan Popovici, Hugo Larochelle, et al. Greedy layer-wise training of deep networks. *Advances in neural information processing systems*, 19:153, 2007.
- [15] Yoshua Bengio, Yann LeCun, et al. Scaling learning algorithms towards ai. *Large-scale kernel machines*, 34(5), 2007.
- [16] Christopher M Bishop. Pattern recognition. *Machine Learning*, 128, 2006.
- [17] Jock A Blackard and Denis J Dean. Comparative accuracies of artificial neural networks and discriminant analysis in predicting forest cover types from cartographic variables. *Computers and electronics in agriculture*, 24(3):131–151, 1999.
- [18] Joseph-Frédéric Bonnans, Jean Charles Gilbert, Claude Lemaréchal, and Claudia A Sagastizábal. *Numerical optimization: theoretical and practical aspects*. Springer Science & Business Media, 2006.
- [19] Indranil Bose and Radha K Mahapatra. Business data mining—a machine learning perspective. *Information & management*, 39(3):211–225, 2001.
- [20] Y-lan Boureau, Yann L Cun, et al. Sparse feature learning for deep belief networks. In *Advances in neural information processing systems*, pages 1185–1192, 2008.
- [21] Hervé Bourlard and Yves Kamp. Auto-association by multilayer perceptrons and singular value decomposition. *Biological cybernetics*, 59(4-5):291–294, 1988.
- [22] Varun Chandola, Arindam Banerjee, and Vipin Kumar. Anomaly detection: A survey. *ACM computing surveys (CSUR)*, 41(3):15, 2009.
- [23] Hsinchun Chen, Wingyan Chung, Jennifer Jie Xu, Gang Wang, Yi Qin, and Michael Chau. Crime data mining: a general framework and some examples. *Computer*, 37(4):50–56, 2004.
- [24] Yun Chen, Flora S Tsai, and Kap Luk Chan. Machine learning techniques for business blog search and mining. *Expert Systems with Applications*, 35(3):581–590, 2008.
- [25] François Chollet et al. Keras. <https://github.com/keras-team/keras>, 2015.
- [26] Rohit Choudhry and Kumkum Garg. A hybrid machine learning system for stock market forecasting. *World Academy of Science, Engineering and Technology*, 39(3):315–318, 2008.
- [27] Adam Coates, Brody Huval, Tao Wang, David J. Wu, Andrew Y. Ng, and Bryan Catanzaro. Deep learning with cots hpc systems. In *Proceedings of the 30th International Conference on International Conference on Machine Learning - Volume 28, ICML'13*, page III–1337–III–1345. JMLR.org, 2013.
- [28] Adam Coates, Honglak Lee, and Andrew Y Ng. An analysis of single-layer networks in unsupervised feature learning. *Ann Arbor*, 1001(48109):2, 2010.
- [29] Corinna Cortes and Vladimir Vapnik. Support-vector networks. *Machine learning*, 20(3):273–297, 1995.
- [30] Li Deng, Geoffrey Hinton, and Brian Kingsbury. New types of deep neural network learning for speech recognition and related applications: An overview. In *Acoustics, Speech and Signal Processing (ICASSP), 2013 IEEE International Conference on*, pages 8599–8603. IEEE, 2013.
- [31] Li Deng and Xiao Li. Machine learning paradigms for speech recognition: An overview. *IEEE Transactions on Audio, Speech, and Language Processing*, 21(5):1060–1089, 2013.
- [32] Richard O Duda, Peter E Hart, and David G Stork. *Pattern classification*. John Wiley & Sons, 2012.
- [33] Scott E. Fahlman and Christian Lebiere. *The Cascade-Correlation Learning Architecture*, page 524–532. Morgan Kaufmann Publishers Inc., San Francisco, CA, USA, 1990.
- [34] Rong-En Fan, Kai-Wei Chang, Cho-Jui Hsieh, Xiang-Rui Wang, and Chih-Jen Lin. Liblinear: A library for large linear classification. *Journal of machine learning research*, 9(Aug):1871–1874, 2008.
- [35] Kang Fu, Dawei Cheng, Yi Tu, and Liqing Zhang. Credit card fraud detection using convolutional neural networks. In *International Conference on Neural Information Processing*, pages 483–490. Springer, 2016.
- [36] Keinosuke Fukunaga. *Introduction to statistical pattern recognition*. Academic press, 2013.
- [37] Guojun Gan. Application of data clustering and machine learning in variable annuity valuation. *Insurance: Mathematics and Economics*, 53(3):795–801, 2013.
- [38] Xavier Glorot and Yoshua Bengio. Understanding the difficulty of training deep feedforward neural networks. In *Aistats*, volume 9, pages 249–256, 2010.
- [39] Pavel Golik, Patrick Doetsch, and Hermann Ney. Cross-entropy vs. squared error training: a theoretical and experimental comparison. In *INTERSPEECH*, pages 1756–1760, 2013.

- [40] Gene H Golub and Charles F Van Loan. *Matrix computations*, volume 3. JHU Press, 2012.
- [41] Ian Goodfellow, Yoshua Bengio, and Aaron Courville. *Deep learning*. MIT press, 2016.
- [42] Ian J Goodfellow, Nate Koenig, Marius Muja, Caroline Pantofaru, Alexander Sorokin, and Leila Takayama. Help me help you: Interfaces for personal robots. In *Proceedings of the 5th ACM/IEEE international conference on Human-robot interaction*, pages 187–188. IEEE Press, 2010.
- [43] RG Gore, Jiang Li, Michael T Manry, Li-Min Liu, Changhua Yu, and John Wei. Iterative design of neural network classifiers through regression. *International Journal on Artificial Intelligence Tools*, 14(01n02):281–301, 2005.
- [44] Alex Graves, Abdel-rahman Mohamed, and Geoffrey Hinton. Speech recognition with deep recurrent neural networks. In *Acoustics, speech and signal processing (icassp), 2013 IEEE international conference on*, pages 6645–6649. IEEE, 2013.
- [45] Justin Grimmer. We are all social scientists now: how big data, machine learning, and causal inference work together. *PS: Political Science & Politics*, 48(01):80–83, 2015.
- [46] Raia Hadsell, Ayse Erkan, Pierre Sermanet, Marco Scoffier, Urs Muller, and Yann LeCun. Deep belief net learning in a long-range vision system for autonomous off-road driving. In *2008 IEEE/RSJ International Conference on Intelligent Robots and Systems*, pages 628–633. IEEE, 2008.
- [47] Yilong Hao, Kanishka Tyagi, Rohit Rawat, and Michael Manry. Second order design of multiclass kernel machines. In *Neural Networks (IJCNN), 2016 International Joint Conference on*, pages 3233–3240. IEEE, 2016.
- [48] Naeemul Hassan, Chengkai Li, and Mark Tremayne. Detecting check-worthy factual claims in presidential debates. In *Proceedings of the 24th ACM International on Conference on Information and Knowledge Management*, pages 1835–1838. ACM, 2015.
- [49] Johan Hastad. Almost optimal lower bounds for small depth circuits. In *Proceedings of the eighteenth annual ACM symposium on Theory of computing*, pages 6–20. ACM, 1986.
- [50] Simon Haykin. *Neural networks and learning machines*, volume 3. Pearson Education, 2009.
- [51] Geoffrey Hinton, Li Deng, Dong Yu, George E Dahl, Abdel-rahman Mohamed, Navdeep Jaitly, Andrew Senior, Vincent Vanhoucke, Patrick Nguyen, Tara N Sainath, et al. Deep neural networks for acoustic modeling in speech recognition: The shared views of four research groups. *IEEE Signal Processing Magazine*, 29(6):82–97, 2012.
- [52] Geoffrey E Hinton and Ruslan R Salakhutdinov. Reducing the dimensionality of data with neural networks. *Science*, 313(5786):504–507, 2006.
- [53] Geoffrey E Hinton and Ruslan R Salakhutdinov. Using deep belief nets to learn covariance kernels for gaussian processes. In *Advances in neural information processing systems*, pages 1249–1256, 2008.
- [54] Geoffrey E Hinton and Richard S Zemel. Autoencoders, minimum description length, and helmholtz free energy. *Advances in neural information processing systems*, pages 3–3, 1994.
- [55] Kurt Hornik, Maxwell Stinchcombe, and Halbert White. Multilayer feedforward networks are universal approximators. *Neural networks*, 2(5):359–366, 1989.
- [56] Cho-Jui Hsieh, Kai-Wei Chang, Chih-Jen Lin, S Sathya Keerthi, and Sellamanickam Sundararajan. A dual coordinate descent method for large-scale linear svm. In *Proceedings of the 25th international conference on Machine learning*, pages 408–415. ACM, 2008.
- [57] Wei Huang, Yoshiteru Nakamori, and Shou-Yang Wang. Forecasting stock market movement direction with support vector machine. *Computers & Operations Research*, 32(10):2513–2522, 2005.
- [58] Nathalie Japkowicz, Stephen Jose Hanson, and Mark A Gluck. Nonlinear autoassociation is not equivalent to pca. *Neural computation*, 12(3):531–545, 2000.
- [59] Bhautik Joshi, Kristen Stewart, and David Shapiro. Bringing impressionism to life with neural style transfer in come swim. *arXiv preprint arXiv:1701.04928*, 2017.
- [60] Andrej Karpathy and Li Fei-Fei. Deep visual-semantic alignments for generating image descriptions. In *Proceedings of the IEEE Conference on Computer Vision and Pattern Recognition*, pages 3128–3137, 2015.
- [61] Mujitha B KB, Vishnuprasad V Ajil Jalal, and KA Nishad. Analytics, machine learning & nlp–use in biosurveillance and public health practice. *Online journal of public health informatics*, 7(1), 2015.
- [62] S Sathya Keerthi, Sellamanickam Sundararajan, Kai-Wei Chang, Cho-Jui Hsieh, and Chih-Jen Lin. A sequential dual method for large scale multi-class linear svms. In *Proceedings of the 14th ACM SIGKDD international conference on Knowledge discovery and data mining*, pages 408–416. ACM, 2008.

- [63] Javed Khan, Jun S Wei, Markus Ringner, Lao H Saal, Marc Ladanyi, Frank Westermann, Frank Berthold, Manfred Schwab, Cristina R Antonescu, Carsten Peterson, et al. Classification and diagnostic prediction of cancers using gene expression profiling and artificial neural networks. *Nature medicine*, 7(6):673, 2001.
- [64] Parastoo Kheirkhah, Kanishka Tyagi, Son Nguyen, and Michael T Manry. Structural adaptation for sparsely connected mlp using newton’s method. In *Neural Networks (IJCNN), 2017 International Joint Conference on*, pages 4467–4473. IEEE, 2017.
- [65] Igor Kononenko. Machine learning for medical diagnosis: history, state of the art and perspective. *Artificial Intelligence in medicine*, 23(1):89–109, 2001.
- [66] Alex Krizhevsky. Learning multiple layers of features from tiny images. In *Semantic Scholar*, 2009.
- [67] Alex Krizhevsky, Ilya Sutskever, and Geoffrey E Hinton. Imagenet classification with deep convolutional neural networks. In *Advances in neural information processing systems*, pages 1097–1105, 2012.
- [68] Jinsa Kuruvilla and K Gunavathi. Lung cancer classification using neural networks for ct images. *Computer methods and programs in biomedicine*, 113(1):202–209, 2014.
- [69] Hugo Larochelle, Yoshua Bengio, Jérôme Louradour, and Pascal Lamblin. Exploring strategies for training deep neural networks. *Journal of Machine Learning Research*, 10(Jan):1–40, 2009.
- [70] Hugo Larochelle, Dumitru Erhan, Aaron Courville, James Bergstra, and Yoshua Bengio. An empirical evaluation of deep architectures on problems with many factors of variation. In *Proceedings of the 24th international conference on Machine learning*, pages 473–480. ACM, 2007.
- [71] Steve Lawrence, C Lee Giles, Ah Chung Tsoi, and Andrew D Back. Face recognition: A convolutional neural-network approach. *IEEE transactions on neural networks*, 8(1):98–113, 1997.
- [72] Yann LeCun, Yoshua Bengio, and Geoffrey Hinton. Deep learning. *Nature*, 521(7553):436–444, 2015.
- [73] Yann LeCun, Léon Bottou, Yoshua Bengio, and Patrick Haffner. Gradient-based learning applied to document recognition. *Proceedings of the IEEE*, 86(11):2278–2324, 1998.
- [74] Yann LeCun, Léon Bottou, Yoshua Bengio, and Patrick Haffner. Gradient-based learning applied to document recognition. *Proceedings of the IEEE*, 86(11):2278–2324, 1998.
- [75] Yann A LeCun, Léon Bottou, Genevieve B Orr, and Klaus-Robert Müller. Efficient backprop. In *Neural networks: Tricks of the trade*, pages 9–48. Springer, 2012.
- [76] Honglak Lee, Alexis Battle, Rajat Raina, and Andrew Y Ng. Efficient sparse coding algorithms. In *Advances in neural information processing systems*, pages 801–808, 2006.
- [77] Honglak Lee, Chaitanya Ekanadham, and Andrew Y Ng. Sparse deep belief net model for visual area v2. In *Advances in neural information processing systems*, pages 873–880, 2008.
- [78] Régis Lengellé and Thierry Denoeux. Training mlps layer by layer using an objective function for internal representations. *Neural Networks*, 9(1):83–97, 1996.
- [79] Esther Levin and Michael Fleisher. Accelerated learning in layered neural networks. *Complex systems*, 2:625–640, 1988.
- [80] David D Lewis, Yiming Yang, Tony G Rose, and Fan Li. Rcv1: A new benchmark collection for text categorization research. *Journal of machine learning research*, 5(Apr):361–397, 2004.
- [81] Jiang Li, Michael T Manry, Li-Min Liu, Changhua Yu, and John Wei. Iterative improvement of neural classifiers. In *FLAIRS Conference*, pages 700–705, 2004.
- [82] Sanjeev S Malalur and Michael T Manry. Multiple optimal learning factors for feed-forward networks. In *SPIE Defense, Security and Sensing (DSS) Conference, Orlando, FL*, 2010.
- [83] Sanjeev S Malalur, Michael T Manry, and Praveen Jesudhas. Multiple optimal learning factors for the multi-layer perceptron. *Neurocomputing*, 149:1490–1501, 2015.
- [84] Christopher Poultney Marc’Aurelio Ranzato, Sumit Chopra, and Yann LeCun. Efficient learning of sparse representations with an energy-based model. In *Proceedings of NIPS*, 2007.
- [85] Tom M Mitchell. Machine learning book, 1997.
- [86] Tom Michael Mitchell. *The discipline of machine learning*, volume 9. Carnegie Mellon University, School of Computer Science, Machine Learning Department, 2006.
- [87] Volodymyr Mnih and Geoffrey E Hinton. Learning to detect roads in high-resolution aerial images. In *European Conference on Computer Vision*, pages 210–223. Springer, 2010.

- [88] Divya Murli, Shailesh Jami, Devika Jog, and Sreesha Nath. Credit card fraud detection using neural networks. *International Journal of Students' Research in Technology & Management*, 2(2):84–88, 2015.
- [89] Pramod L Narasimha, Michael T Manry, and Francisco Maldonado. Upper bound on pattern storage in feedforward networks. *Neurocomputing*, 71(16):3612–3616, 2008.
- [90] Yuval Netzer, Tao Wang, Adam Coates, Alessandro Bissacco, Bo Wu, and Andrew Y. Ng. Reading digits in natural images with unsupervised feature learning. In *NIPS Workshop on Deep Learning and Unsupervised Feature Learning 2011*, 2011.
- [91] Andrew Ng. Sparse autoencoder. *CS294A Lecture notes*, 72:1–19, 2011.
- [92] Son Nguyen, Kanishka Tyagi, Parastoo Kheirkhah, and Michael Manry. Partially affine invariant back propagation. In *Neural Networks (IJCNN), 2016 International Joint Conference on*, pages 811–818. IEEE, 2016.
- [93] Duy Nguyen-Tuong and Jan Peters. Model learning for robot control: a survey. *Cognitive processing*, 12(4):319–340, 2011.
- [94] Fredrik Olsson. A literature survey of active machine learning in the context of natural language processing. *Swedish Institute of Computer Science*, 2009.
- [95] Genevieve B Orr and Klaus-Robert Müller. *Neural networks: tricks of the trade*. Springer, 2003.
- [96] Simon Osindero and Geoffrey E Hinton. Modeling image patches with a directed hierarchy of markov random fields. In *Advances in neural information processing systems*, pages 1121–1128, 2008.
- [97] John Platt et al. Probabilistic outputs for support vector machines and comparisons to regularized likelihood methods. *Advances in large margin classifiers*, 10(3):61–74, 1999.
- [98] Rajat Raina, Alexis Battle, Honglak Lee, Benjamin Packer, and Andrew Y Ng. Self-taught learning: transfer learning from unlabeled data. In *Proceedings of the 24th international conference on Machine learning*, pages 759–766. ACM, 2007.
- [99] Ashok Rao and S Noushath. Subspace methods for face recognition. *Computer Science Review*, 4(1):1–17, 2010.
- [100] Rohit Rawat, Jignesh K Patel, and Michael T Manry. Minimizing validation error with respect to network size and number of training epochs. In *The 2013 International Joint Conference on Neural Networks (IJCNN)*, pages 1–7. IEEE, 2013.
- [101] Russell Reed. Pruning algorithms—a survey. *IEEE Transactions on Neural Networks*, 4(5):740–747, 1993.
- [102] Michael D Richard and Richard P Lippmann. Neural network classifiers estimate bayesian a posteriori probabilities. *Neural computation*, 3(4):461–483, 1991.
- [103] Salah Rifai, Pascal Vincent, Xavier Muller, Xavier Glorot, and Yoshua Bengio. Contractive auto-encoders: Explicit invariance during feature extraction. In *Proceedings of the 28th international conference on machine learning (ICML-11)*, pages 833–840, 2011.
- [104] Peter J Rousseeuw and Annick M Leroy. *Robust regression and outlier detection*, volume 589. John Wiley & sons, 2005.
- [105] D. B. Rubin. Iterative recursive least squares. In *Encyclopaedia of Statistical Sciences*, pages 272–275. Wiley, 1983.
- [106] Dennis W Ruck, Steven K Rogers, Matthew Kabrisky, Mark E Oxley, and Bruce W Suter. The multilayer perceptron as an approximation to a bayes optimal discriminant function. *IEEE Transactions on Neural Networks*, 1(4):296–298, 1990.
- [107] David E Rumelhart, Geoffrey E Hinton, and Ronald J Williams. Learning internal representations by error propagation. Technical report, DTIC Document, 1985.
- [108] David E Rumelhart, James L McClelland, PDP Research Group, et al. *Parallel distributed processing*, volume 1. IEEE, 1988.
- [109] Eric Saund. Dimensionality-reduction using connectionist networks. *IEEE Transactions on Pattern Analysis and Machine Intelligence*, 11(3):304–314, 1989.
- [110] Jürgen Schmidhuber. Deep learning in neural networks: An overview. *Neural networks*, 61:85–117, 2015.
- [111] Bernhard Schölkopf, Koji Tsuda, and Jean-Philippe Vert. *Kernel methods in computational biology*. MIT press, 2004.
- [112] Mark Schwabacher and Kai Goebel. A survey of artificial intelligence for prognostics. In *AAAI fall symposium*, pages 107–114, 2007.

- [113] Holger Schwenk, Anthony Rousseau, and Mohammed Attik. Large, pruned or continuous space language models on a gpu for statistical machine translation. In *Proceedings of the NAACL-HLT 2012 Workshop: Will We Ever Really Replace the N-gram Model? On the Future of Language Modeling for HLT*, pages 11–19. Association for Computational Linguistics, 2012.
- [114] Frank Seide, Gang Li, and Dong Yu. Conversational speech transcription using context-dependent deep neural networks. In *Interspeech*, pages 437–440, 2011.
- [115] DN Sonar and UV Kulkarni. Lung cancer classification. *International Journal of Computer Sciences and Engineering*, page 51, 2016.
- [116] Xiaomu Song, Guoliang Fan, and Mahesh Rao. Automatic crp mapping using nonparametric machine learning approaches. *IEEE transactions on geoscience and remote sensing*, 43(4):888–897, 2005.
- [117] Xiaoyuan Su and Khoshgoftaar M Taghi. A survey of collaborative filtering techniques. *Advances in artificial intelligence*, 2009:4, 2009.
- [118] Ilya Sutskever, Oriol Vinyals, and Quoc V Le. Sequence to sequence learning with neural networks. In *Advances in neural information processing systems*, pages 3104–3112, 2014.
- [119] Christian Szegedy, Vincent Vanhoucke, Sergey Ioffe, Jon Shlens, and Zbigniew Wojna. Rethinking the inception architecture for computer vision. In *Proceedings of the IEEE Conference on Computer Vision and Pattern Recognition*, pages 2818–2826, 2016.
- [120] Yaniv Taigman, Ming Yang, Marc’Aurelio Ranzato, and Lior Wolf. Deepface: Closing the gap to human-level performance in face verification. In *Proceedings of the IEEE conference on computer vision and pattern recognition*, pages 1701–1708, 2014.
- [121] Adi L Tarca, Vincent J Carey, Xue-wen Chen, Roberto Romero, and Sorin Drăghici. Machine learning and its applications to biology. *PLoS Comput Biol*, 3(6):e116, 2007.
- [122] Kanishka Tyagi. Second order training algorithms for radial basis function neural networks. *Masters Thesis*, 2012.
- [123] Kanishka Tyagi, Son Nguyen, Rohit Rawat, and Michael Manry. Second order training and sizing for the multilayer perceptron. *Neural Processing Letters*, 2019.
- [124] Kanishka Tyagi, Chinmay Rane, and Michael Manry. Supervised learning. In *Artificial Intelligence and Machine Learning for EDGE Computing*, pages 3–22. Elsevier, 2022.
- [125] Pascal Vincent, Hugo Larochelle, Yoshua Bengio, and Pierre-Antoine Manzagol. Extracting and composing robust features with denoising autoencoders. In *Proceedings of the 25th international conference on Machine learning*, pages 1096–1103. ACM, 2008.
- [126] Pascal Vincent, Hugo Larochelle, Isabelle Lajoie, Yoshua Bengio, and Pierre-Antoine Manzagol. Stacked denoising autoencoders: Learning useful representations in a deep network with a local denoising criterion. *Journal of Machine Learning Research*, 11(Dec):3371–3408, 2010.
- [127] Oriol Vinyals, Alexander Toshev, Samy Bengio, and Dumitru Erhan. Show and tell: A neural image caption generator. In *Proceedings of the IEEE conference on computer vision and pattern recognition*, pages 3156–3164, 2015.
- [128] Jason Weston, Samy Bengio, and Nicolas Usunier. Large scale image annotation: learning to rank with joint word-image embeddings. *Machine learning*, 81(1):21–35, 2010.
- [129] David H Wolpert. The lack of a priori distinctions between learning algorithms. *Neural computation*, 8(7):1341–1390, 1996.
- [130] Hung-Chun Yau and Michael T Manry. Iterative improvement of a nearest neighbor classifier. *Neural Networks*, 4(4):517–524, 1991.
- [131] David Zhang, Wangmeng Zuo, and Feng Yue. A comparative study of palmprint recognition algorithms. *ACM Computing Surveys (CSUR)*, 44(1):2, 2012.
- [132] Will Y Zou, Andrew Y Ng, and Kai Yu. Unsupervised learning of visual invariance with temporal coherence. In *NIPS workshop on deep learning and unsupervised feature learning*, volume 3, 2011.