

On Steel's Test with Ties

F.W. Scholz*

August 14, 2023

Abstract

This note revisits Steel's multiple comparison test which uses Wilcoxon statistics in pairwise comparisons of several treatment samples with a common control sample. It derives means, variances and covariances of the Wilcoxon statistics under the conditional randomization distribution, given the tie pattern in the pooled samples. Sample sizes do not have to be equal. Under the randomization distribution asymptotic multivariate normality of these Wilcoxon statistics is established. This widens the scope of normal approximations to conditional tests, assuming independent samples of respective sizes n_0, n_1, \dots, n_K from any common population or randomized treatment assignment to $N = n_0 + n_1 + \dots + n_K$ experimental subjects. Significance probabilities are obtained using a normal approximation and a single quadrature. In the continuous shift model the simultaneous tests are converted to simultaneous confidence bounds and intervals. This is implemented in the R package `kSamples`. Extensions to all pairwise Wilcoxon test comparisons are discussed.

Keywords: Nonparametric Methods, Multiple Comparisons, Multivariate Analysis, Normal Approximation

AMS Subject Classifications: 62G10, 62G99

1 Introduction and Review

This note revisits Steel's multiple comparison test which uses Wilcoxon test statistics in pairwise comparisons of several treatment samples with a common control sample. It is usually assumed that the treatment sample sizes are the same but possibly different from the control sample size. It was also assumed by [12] that the sampled distributions are continuous in order to avoid ties. He provided tables for a limited set of scenarios under these assumption. The main reason for avoiding ties was the intractability of the null distribution, since it would have to be dealt with conditionally given the tie pattern which quickly become numerous. [13] makes some suggestions concerning the handling of ties. When they occur in the same sample, Steel suggests to ignore them, i.e., rank them in any consecutive order. This runs counter to the traditional treatment of ties which uses the conditional randomization distribution given the tie pattern. This was pointed out by [6] (p. 19) in discussing the treatment of ties in the Wilcoxon test. When ties spread over different samples, Steel suggests to rank them in consecutive order to achieve a maximum or minimum value of the test criterion, whichever way would lead to a conservative procedure. This allows the use of tables or algorithms based on the assumption of no ties and could be viewed as a conservative tie breaking procedure, assuming that ties are due to rounding.

*Email: fscholz@u.washington.edu

Algorithms for the exact calculations of significance probabilities and close bounding values for the same were given in [15]. These are also applicable in the presence of ties. However, computation time can still be forbidding when sample sizes or the number of samples are not small. Also, it is assumed that the treatment samples all have the same size. The normal approximation comparisons in [15] make use of the variance and covariance formulas given in [7], which assume no ties in the data.

As pointed out in [7], a large sample approximation for the null distribution of Steel's test statistic in the continuous population sampling case is implicitly given by [4] and in a much more general context by [8], where sampling also from discrete distributions and under non-null situations is considered. However, when sampling a common discrete distribution (under control and any of the treatments) the nonparametric nature of the test is lost, since the nature of the common discrete sampled population has a strong effect on the null distribution, as pointed out in [6], Chapter 1, Section 4. Only asymptotically the nonparametric nature of the test can be recovered by estimating the covariance matrix of the involved statistics. This is similar to the null distribution of the ordinary t -test being asymptotically nonparametric when the variances of the sampled distributions are finite.

In the presence of ties one can salvage the nonparametric nature of rank tests by using midranks of the pooled data and viewing the distribution of the midranks conditionally given the tie pattern. This pattern is captured by the N pooled ordered sample values $Z_{(1)} \leq Z_{(2)} \leq \dots \leq Z_{(N)}$, or equivalently by the e distinct ordered pooled observations $u_1 < u_2 < \dots < u_e$ together with their observed multiplicities d_1, \dots, d_e as caused by the ties. This conditional distribution is induced by the assumed random sampling from a common distribution. It consists of all possible ways of splitting the pooled sample values into $K + 1$ samples of respective sizes n_0, n_1, \dots, n_K , with $N = n_0 + n_1 + \dots + n_K$, each one of these splits having probability $\binom{N}{n_0, n_1, \dots, n_K}^{-1}$. This distribution also arises naturally in the context of dealing with N experimental units from which observations are to be gathered. These units are randomly divided into $K + 1$ groups of sizes n_0, n_1, \dots, n_K , each group being administered a control (placebo) or one of the K treatments. If there is no difference in effects between the control and any of the treatments, then we have the same probability distribution as before, i.e., probability $\binom{N}{n_0, n_1, \dots, n_K}^{-1}$ for each split of the midranks into $K + 1$ groups. However, any conclusions that are drawn from such an analysis pertain to just the N involved experimental units. Whether such conclusions can be generalized based on the assumption that the N units could be considered a random sample from a larger population is usually mostly a step of faith.

The monograph by [2] makes a very strong case for the use of randomization tests in contrast to the often invoked assumption of dealing with true random samples from some posited populations. The random sample assumption is often not satisfied in practice while randomization with any given set of experimental subjects (aside from ethical concerns) is completely under the control of the experimenter and is quite manageable. It provides a valid framework for any probability calculations, such as significance probabilities or p -values. It is also easily grasped by the layperson. This distinction is also emphasized in the treatment of rank tests in [6] by giving separate discussions to these two approaches, introducing the randomization approach first for most cases covered. This two-track approach may have been partly for didactic reasons in trying to reach a wider audience.

In the case of Steel's test this approach was not followed in [6] for several reasons. Exact tables were quite limited, see [12]. At the original publication of [5] the large sample approximation was available only for sampling from continuous populations which also serves for the randomization approach when there are no ties, see [7]. When there are ties, no limit theory for the randomization approach existed. [8] provide such limit theory for the population random sampling situation but it does not carry over to the randomization model, which conditions on the tie pattern in the pooled samples.

Finally, in 1975 software for estimating p -values based the conditional randomization distribution via simulation was

not yet widely available. This all has changed since then. With the addition of the Steel test to the *R* package `kSamples`, see [11], simulation is easily done. Also provided there is a normal approximation in the presence of ties under any configuration of sample sizes. The purpose of this note is to provide the theoretical underpinnings used in that package. For a very limited set of sample size scenarios `kSamples` also permits exact calculation of p -values in the presence of ties.

2 Assumptions and Notation

Suppose we are dealing with n_0 control observations and n_i observations under treatment i for $i = 1, \dots, K$. It is assumed that the treatments and controls are assigned by randomization to the $N = n_0 + n_1 + \dots + n_K$ subjects. Each such partition into $K + 1$ groups has the same probability $\binom{N}{n_0, n_1, \dots, n_K}^{-1}$ under the null hypothesis H of no treatment effects. The null distribution of any statistic based on these $K + 1$ samples with resulting observations w_1, \dots, w_N is a direct consequence of this equal probability randomization model.

Alternatively, we may assume that we deal with $K + 1$ independent random samples from $K + 1$ populations. Under the null hypothesis H' that the sampled populations are identical we can view these samples as having arisen from an equivalent two stage process. First draw one sample of size N from that common population and then randomly split that sample into $K + 1$ subsamples of respective sizes n_0, n_1, \dots, n_K , designating the various groups as respective control and treatment samples. The second stage is equivalent to our previous randomization model, conditionally given the pooled sample w_1, \dots, w_N .

Since we will be dealing only with rank statistics we assume that these observations consist just of their midranks. Assume that the midranks w_1, \dots, w_N , consists of e distinct values $u_1 < u_2 < \dots < u_e$ with respective multiplicities d_1, \dots, d_e , with $d_1 + \dots + d_e = N$. By $\mathcal{T} = \{e, u_1 < \dots < u_e, d_1, \dots, d_e\}$ we indicate the tie pattern in the observed midrank vector $w = (w_1, \dots, w_N)$.

We compute the Wilcoxon rank sum test statistics W_i^* for each sample pair of n_0 and n_i observations, $i = 1, \dots, K$, i.e., W_i^* is the sum of midranks of the i^{th} treatment sample when re-ranking the $n_0 + n_i$ observations in that combined group. The asterisk in W_i^* indicates the extension to tied observations as in [6]. Under the hypothesis H of no treatment effect, i.e., all $K + 1$ sampled populations are the same or the randomly assigned treatments have no effect, we are dealing with a conditional null distribution of K correlated Wilcoxon statistics. The correlation is induced by the common control sample used in the respective comparisons and conditioning is on \mathcal{T} , using as null distribution the permutation distribution induced either by the random assignments of treatments and control or by population sampling in conjunction with conditioning on the observed tie pattern.

Assuming $n_1 = \dots = n_K$, [12] proposed

$$S = \max(W_1^*, \dots, W_K^*)$$

to test H against the alternative that at least some of the treatments have a positive effect so that large values of S would be grounds for rejecting H in favor of that alternative. Aside from making the special assumption of equal treatment sample sizes a continuous population sampling model was also assumed. This avoids the problem of ties. In the case of tied observations, as they are bound to occur in practice, we will use midranks based on the pooled sample values.

When sample sizes across treatments are not the same, either by design or because of completely at random missing

data, a reasonable extension of the above test statistic S is

$$\hat{S}_{\max} = \max \left(\frac{W_1^* - \mu_1}{\tau_1}, \dots, \frac{W_K^* - \mu_K}{\tau_K} \right)$$

where the μ_i and τ_i are the conditional means and standard deviations of the permutation distribution of W_i^* , given the tie pattern \mathcal{T} . The test is performed conditionally given \mathcal{T} . See [6], Chapter 2, for a discussion of the issues involved in the case of the Wilcoxon test. For equal sample sizes across treatments the test based on \hat{S}_{\max} is equivalent to the one based on S .

When treatment effects are expected to lower scores compared to those under control one would of course reject H for low values of

$$\hat{S}_{\min} = \min \left(\frac{W_1^* - \mu_1}{\tau_1}, \dots, \frac{W_K^* - \mu_K}{\tau_K} \right)$$

For the two-sided test we should reject H when

$$\hat{S}_{\text{abs}} = \max \left(\frac{|W_1^* - \mu_1|}{\tau_1}, \dots, \frac{|W_K^* - \mu_K|}{\tau_K} \right)$$

is too large, or equivalently when either \hat{S}_{\min} is too small or \hat{S}_{\max} is too large, with rejection limits symmetric around zero.

3 Conditional Moments

Here we focus on the issue of ties and work out the details for using the multivariate normal distribution as a large sample approximation for the joint distribution of (W_1^*, \dots, W_K^*) under the randomization model, assuming that H holds.

Following [7] we will use the equivalent Mann-Whitney form of the rank sum statistic, i.e., $W_i^* = W_{X_0, X_i}^* + n_i(n_i + 1)/2$ where for samples $X_0 = (X_{01}, \dots, X_{0n_0})$ and $X_i = (X_{i1}, \dots, X_{in_i})$ the Mann-Whitney statistic in case of ties is defined by

$$W_{X_0, X_i}^* = \sum_{j=1}^{n_0} \sum_{k=1}^{n_i} I_{\{X_{0j} < X_{ik}\}} + \frac{1}{2} \sum_{j=1}^{n_0} \sum_{k=1}^{n_i} I_{\{X_{0j} = X_{ik}\}}$$

The Mann-Whitney form avoids having to re-rank observations for each separate pair of samples.

It will suffice to get the means, variances and covariances of W_{X_0, X_1}^* and W_{X_0, X_2}^* . For ease of exposition, we refer from now on to $X_0 = (X_{01}, \dots, X_{0n_0})$ as $X = (X_1, \dots, X_{n_0})$, to $X_1 = (X_{11}, \dots, X_{1n_1})$ as $Y = (Y_1, \dots, Y_{n_1})$ and to $X_2 = (X_{21}, \dots, X_{2n_2})$ as $Z = (Z_1, \dots, Z_{n_2})$, where the three samples X , Y , and Z are randomly selected without replacement from the N (midrank) observations w_1, \dots, w_N with the tie pattern \mathcal{T} . This randomization model forms the basis for all probabilities, expectations, variances and covariances.

First we obtain the expectation of $W_{X, Y}^*$ under the randomization distribution. We condition on the sampled tie pattern \mathcal{T} and not on the tie pattern of just the $n_0 + n_1$ observations. Let $D_i = \sum_{v=1}^i d_v$, $i = 1, \dots, e$, then

$$E(W_{X, Y}^*) = \sum_{j=1}^{n_0} \sum_{k=1}^{n_1} P(X_j < Y_k) + \frac{1}{2} \sum_{j=1}^{n_0} \sum_{k=1}^{n_1} P(X_j = Y_k)$$

where

$$P(X_j < Y_k) = \sum_{v=1}^e P(X_j < Y_k | Y_k = u_v) P(Y_k = u_v) = \sum_{v=1}^e \frac{d_v(D_v - d_v)}{N(N-1)}$$

and

$$P(X_j = Y_k) = \sum_{v=1}^e P(X_j = Y_k | Y_k = u_v) P(Y_k = u_v) = \sum_{v=1}^e \frac{d_v(d_v - 1)}{N(N-1)}$$

Thus

$$E(W_{X,Y}^*) = \frac{n_0 n_1}{N(N-1)} \sum_{v=1}^e \left(d_v(D_v - d_v) + \frac{1}{2} d_v(d_v - 1) \right) = \frac{n_0 n_1}{2}$$

For the variance of $W_{X,Y}^*$ we need a generalization of formula (1.35) in [6], namely

$$\text{var}(W_{X,Y}^*) = \frac{n_0 n_1 (n_0 + n_1 + 1)}{12} - \frac{n_0 n_1 \sum_{v=1}^e (d_v^3 - d_v)}{12(n_0 + n_1)(n_0 + n_1 - 1)} \quad (1)$$

which assumes $n_0 + n_1 = N$ in the underlying randomization model.

While it is possible to follow the approach used in obtaining $E(W_{X,Y}^*)$ also for $\text{var}(W_{X,Y}^*)$, it is extremely laborious and not conducive to obtaining succinct expressions. The approach taken here is based on the following well known identity

$$\text{var}(Q) = E(\text{var}(Q|\mathcal{U})) + \text{var}(E(Q|\mathcal{U})) \quad (2)$$

where Q is any random variable for which the second moment exists and \mathcal{U} can represent any random vector. In our situation we will substitute the Mann-Whitney statistic $W_{X,Y}^*$ for Q in (2). Computing $\text{var}(W_{X,Y}^*)$ under the permutation distribution, we take for \mathcal{U} the random sample of size $N - n_0 - n_1 = \tilde{n}$ that is left over when splitting the total set of $N = d_1 + \dots + d_e$ midranks into the three samples X, Y and \mathcal{U} of respective sizes n_0, n_1 , and \tilde{n} . The random sample \mathcal{U} can be characterized by the counts G_1, \dots, G_e with which the unique midrank values u_1, \dots, u_e appear in the sample \mathcal{U} . We now view the samples X and Y as any random split of the u_1, \dots, u_e , now with remaining multiplicities $d'_v = d_v - g_v$, $v = 1, \dots, e$, where g_v represents the realized count of G_v . Note that we have

$$N' = \sum_{v=1}^e d'_v = \sum_{v=1}^e d_v + \sum_{v=1}^e g_v = N - \tilde{n} = n_0 + n_1$$

Applying the variance formula (1) in this conditional permutation situation we get

$$\text{var}(W_{X,Y}^*|\mathcal{U}) = \frac{n_0 n_1 (n_0 + n_1 + 1)}{12} - \frac{n_0 n_1}{12(n_0 + n_1)(n_0 + n_1 - 1)} \sum_{v=1}^e (d_v'^3 - d_v')$$

Since $E(W_{X,Y}^*|\mathcal{U}) = n_0 n_1 / 2$ is constant in \mathcal{U} we have $\text{var}(E(W_{X,Y}^*|\mathcal{U})) = 0$. We need to find the expectation of

$$\sum_{v=1}^e (d_v'^3 - d_v') = \sum_{v=1}^e ((d_v - G_v)^3 - (d_v - G_v))$$

and use it in the above formula to get the permutation variance of $W_{X,Y}^*$. It suffices to find the expectations

$$E((d_v - G_v)^3) \quad \text{and} \quad E(d_v - G_v)$$

where G_v is simply a hypergeometric random variable, counting the number of times the unique value u_v is included in the sample \mathcal{U} when sampling \tilde{n} times without replacement from the finite population of N midrank values with the given tie pattern \mathcal{T} . This expectation calculation is straightforward when using the formulas

$$E(G_v(G_v - 1)(G_v - 2)) = \frac{\tilde{n}(\tilde{n} - 1)(\tilde{n} - 2)d_v(d_v - 1)(d_v - 2)}{N(N - 1)(N - 2)}$$

and

$$E(G_v(G_v - 1)) = \frac{\tilde{n}(\tilde{n} - 1)d_v(d_v - 1)}{N(N - 1)}$$

After some algebra with a view toward factorization one finds

$$\begin{aligned} E((d_v - G_v)^3) - E(d_v - G_v) \\ = \frac{(N - \tilde{n})(N - \tilde{n} - 1)(N - \tilde{n} - 2)}{N(N - 1)(N - 2)} d_v(d_v - 1)(d_v + 1) \\ + \frac{3(N - \tilde{n})(N - \tilde{n} - 1)\tilde{n}}{N(N - 1)(N - 2)} d_v(d_v - 1) \end{aligned}$$

and thus

$$\begin{aligned} \text{var}(W_{X,Y}^*) &= \frac{n_0 n_1 (n_0 + n_1 + 1)}{12} \\ &\quad - \frac{n_0 n_1 (n_0 + n_1 - 2)}{12N(N - 1)(N - 2)} \sum_{v=1}^e d_v(d_v - 1)(d_v + 1) \\ &\quad - \frac{n_0 n_1 (N - n_0 - n_1)}{4N(N - 1)(N - 2)} \sum_{v=1}^e d_v(d_v - 1) \end{aligned} \quad (3)$$

Note that (3) reduces to (1) when $N = n_0 + n_1$.

To compute $\text{cov}(W_{X,Y}^*, W_{X,Z}^*)$ we note that $W_{X,Y}^* + W_{X,Z}^* = W_{X,(Y,Z)}^*$, where (Y, Z) is the concatenated vector of the Y and Z samples. From that we obtain

$$\text{cov}(W_{X,Y}^*, W_{X,Z}^*) = \frac{1}{2} \left(\text{var}(W_{X,(Y,Z)}^*) - \text{var}(W_{X,Y}^*) - \text{var}(W_{X,Z}^*) \right)$$

where the variances on the right side can all be expressed using (3) with appropriate sample sizes. This leads to

$$\text{cov}(W_{X,Y}^*, W_{X,Z}^*) = \frac{n_0 n_1 n_2}{12} - \frac{n_0 n_1 n_2}{12N(N - 1)(N - 2)} \sum_{v=1}^e d_v(d_v - 1)(d_v - 2) \quad (4)$$

The tie correction terms in (3) and (4) disappear when there are no ties, i.e., when $d_i = 1$ for all i . In the presence of ties the relative magnitude of these terms is small, except for extreme tie patterns, as illustrated in Section 4.

4 Approximate Significance Probabilities

The covariance structure of $W_{X_0, X_i}^*, i = 1, \dots, K$, allows us to view these random variables as having the same covariance structure as the simple linear expressions $n_i V_0 + V_i, i = 1, \dots, K$, in terms of the independent random variables V_0, V_1, \dots, V_K . With the variances of the latter denoted by $\text{var}(V_i) = \sigma_i^2, i = 0, \dots, K$, we have for $i, j \neq 0$ $\text{cov}(n_i V_0 + V_i, n_j V_0 + V_j) = n_i n_j \sigma_0^2$ for $i \neq j$ and $\tau_i^2 = \text{var}(n_i V_0 + V_i) = n_i^2 \sigma_0^2 + \sigma_i^2$, i.e., $\sigma_i^2 = \tau_i^2 - n_i^2 \sigma_0^2$. Matching appropriate terms in (3) and (4) with τ_i^2 and σ_0^2 we get

$$\sigma_i^2 = \frac{n_0 n_i}{12} \left(n_0 + 1 - \frac{3}{N(N-1)} \sum_{v=1}^e d_v (d_v - 1) - \frac{n_0 - 2}{N(N-1)(N-2)} \sum_{v=1}^e d_v (d_v - 1)(d_v - 2) \right)$$

for $i = 1, \dots, k$ and

$$\sigma_0^2 = \frac{n_0}{12} - \frac{n_0}{12N(N-1)(N-2)} \sum_{v=1}^e d_v (d_v - 1)(d_v - 2)$$

When appealing to the asymptotic multivariate normality of the statistics $W_{X_0, X_1}^*, \dots, W_{X_0, X_K}^*$ for large n_0, n_1, \dots, n_K (to be shown in the Appendix), we may add the normality assumption to the independent terms V_0, V_1, \dots, V_K in the above asymptotic representation of W_{X_0, X_i}^* in terms of $n_i V_0 + V_i$. Since we will use the W_{X_0, X_i}^* in standardized form in the Steel statistic we may also assume that V_0, V_1, \dots, V_K all have mean zero. This reduces the approximate upper tail conditional probability calculation to

$$\begin{aligned} P \left(\max_{i=1, \dots, K} \left(\frac{W_{X_0, X_i}^* - n_0 n_i / 2}{\tau_i} \right) \geq U \right) &\approx 1 - P \left(\max_{i=1, \dots, K} \left(\frac{n_i V_0 + V_i}{\tau_i} \right) \leq U \right) \\ &= 1 - \int_{-\infty}^{\infty} \prod_{i=1}^K \Phi \left(\frac{U \tau_i - n_i \sigma_0 z}{\sigma_i} \right) \varphi(z) dz \end{aligned} \quad (5)$$

where $\Phi(z)$ and $\varphi(z)$ are the standard normal distribution function and density, respectively. For the one-sided test in the other direction the calculation is

$$\begin{aligned} P \left(\min_{i=1, \dots, K} \left(\frac{W_{X_0, X_i}^* - n_0 n_i / 2}{\tau_i} \right) \leq L \right) &\approx 1 - P \left(\min_{i=1, \dots, K} \left(\frac{n_i V_0 + V_i}{\tau_i} \right) \geq L \right) \\ &= 1 - \int_{-\infty}^{\infty} \prod_{i=1}^K \left[1 - \Phi \left(\frac{L \tau_i - n_i \sigma_0 z}{\sigma_i} \right) \right] \varphi(z) dz \end{aligned} \quad (6)$$

while for the two-sided test it becomes

$$\begin{aligned} P \left(\max_{i=1, \dots, K} \left(\frac{|W_{X_0, X_i}^* - n_0 n_i / 2|}{\tau_i} \right) \geq U \right) &\approx 1 - P \left(\max_{i=1, \dots, K} \left(\frac{|n_i V_0 + V_i|}{\tau_i} \right) \leq U \right) \\ &= 1 - \int_{-\infty}^{\infty} \prod_{i=1}^K \left[\Phi \left(\frac{U \tau_i - n_i \sigma_0 z}{\sigma_i} \right) - \Phi \left(\frac{-U \tau_i - n_i \sigma_0 z}{\sigma_i} \right) \right] \varphi(z) dz \end{aligned}$$

The Appendix shows that asymptotic multivariate normality of $W_{X_0, X_1}^*, \dots, W_{X_0, X_K}^*$ holds for the conditional randomization context, using conditional means, variances and covariances given the tie pattern \mathcal{T} . The conditions for this are:

- C_1 : $n_0, n_1, \dots, n_K \rightarrow \infty$ with $n_i/N \rightarrow \rho_i > 0, i = 0, \dots, K$, and
 C_2 : $\max(d_i/N) \leq 1 - \varepsilon$ as $N \rightarrow \infty$ for some $\varepsilon > 0$.

The effectiveness of this approximation is easily assessed through simulation. Figure 1 shows an example for the simulated distribution of \hat{S}_{\max} in the case of 3 samples with $n_0 = n_1 = n_2 = 100$ from continuous distributions (standard normal here, although it is not relevant here), comparing its upper tail probabilities with its asymptotic approximation (5). Figure 2 shows the same comparison after rounding the 300 sample values to a single decimal place, resulting in 51 unique values. Here the sampled continuous distribution is relevant, since the rounding will result in different tie patterns for different sampled distributions. In both displayed cases the simulated distribution is based on $N_{\text{sim}} = 1e + 06$ random splits of the 300 (rounded) observations into samples of size 100 each, thus approximating the conditional permutation distribution. The approximations are quite satisfactory. Some more examples are presented in Section 6. The reader is invited to further explore this issue with the [10] package `kSamples`, see [11].

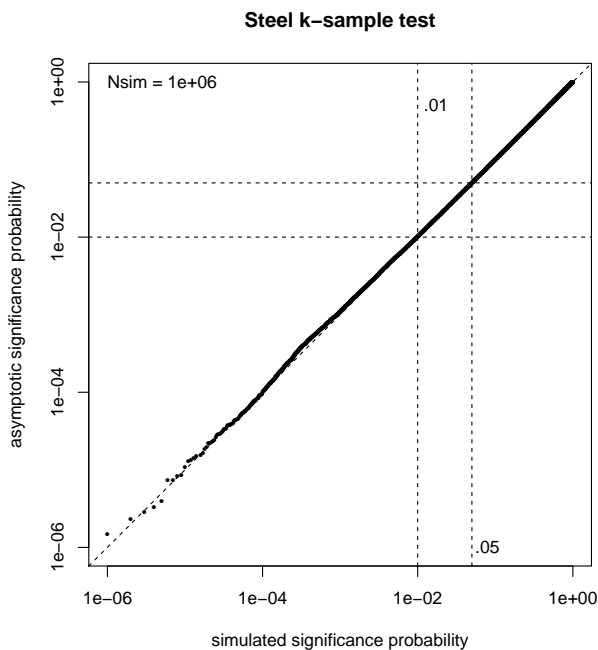


Figure 1: Approximation Quality for (5), $K = 2, n_0 = n_1 = n_2 = 100$

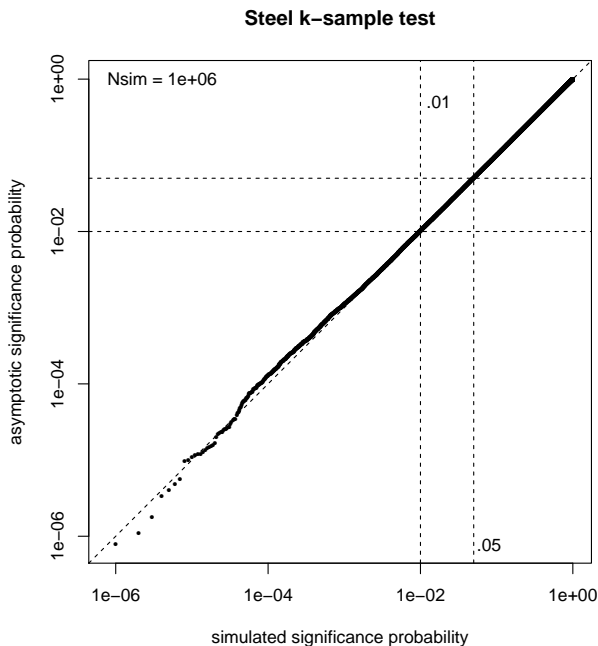


Figure 2: Approximation Quality for (5) after Rounding, $K = 2$, $n_0 = n_1 = n_2 = 100$

5 An Example

As a computational validation example we use the data of the effect of birth condition on the IQ of 24 girls, as presented in [12]. Since the “treatment” effect would presumably lead to possibly lower IQ values we take the minimum version \hat{S}_{\min} as test statistic. Its value is -1.7713 with simulated significance probability of 0.10474 based on 100000 simulated splits of the 24 observed IQ’s into equal groups of 6 each. The normal approximation based on (6) gives 0.0946 , reasonably accurate considering the smallness of the involved sample sizes, 6 and 6 for each comparison. The observed values of W_{X_0, X_i}^* were 7, 17, 12.5, respectively. The values used for standardizing the W_{X_0, X_i}^* and implementing the normal approximation are $\sigma_0 = 0.7062328$, $\mu_i = 18$, $\sigma_i = 4.540007$, $i = 1, 2, 3$, and $\tau = 6.210249$.

6 Approximation Quality

We offer here two types of comparison. In the first we compare the approximation quality of the Steel test based on \hat{S}_{\max} with the normal approximation of the 2-sample Wilcoxon test based on the control sample and the first treatment sample. This is illustrated in Figure 3 and shows that the normal approximation in the 2-sample case seems slightly better. We believe that this is due to the smaller proportion of ties in the first two samples alone.

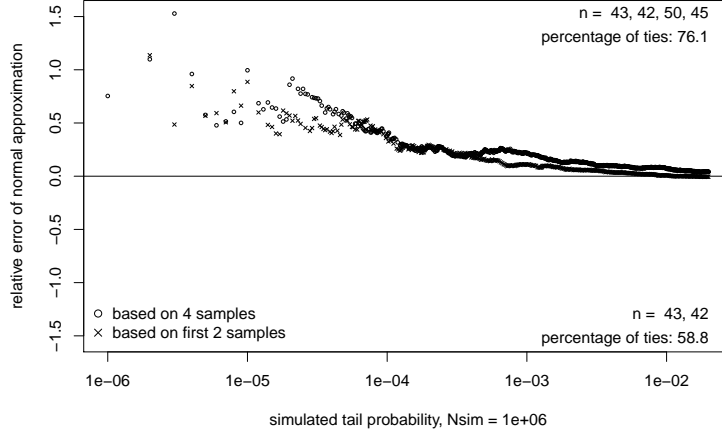


Figure 3: Comparing Normal Approximation Quality of the Steel Test with Two-sample Wilcoxon Test

As illustrated by [15], exact computations can become prohibitively time consuming once sample sizes or the number of treatments become large. Power considerations may lead to larger sample sizes. In that case even simulations become time consuming and asymptotic approximations as presented here offer a reasonable practical alternative.

In the second comparison we examine what would happen if we ignore the presence of ties and thus use the wrong standard deviations τ_1, \dots, τ_K in \hat{S}_{\max} and also the wrong τ_i, σ_i , and σ_0 in the normal approximation and compare that with the proper treatment. This is done in the extreme case when there are only two distinct sample values, with roughly equal frequency across the samples, and then again when there are only 9 distinct values. The results are displayed in Figs. 4 and 5, respectively. In Fig. 5 there seems to be little difference between the two actions. Examining the expressions (3) and (4) for the variances and covariances it becomes clear that the ties contribute only small adjustments to the same expressions when there are no ties ($d_v = 1$ for all v), except when the tie pattern is extreme, as illustrated in Fig. 4.

7 Simultaneous Confidence Bounds

Here we assume that the control and treatment samples are independent random samples from populations with continuous cumulative distribution functions $F_0(x)$ and $F_i(x) = F_0(x - \Delta_i)$, $i = 1, \dots, K$, respectively. The main purpose of the continuity assumption is to make the above shift model meaningful for any values of Δ_i . Our goal is to turn Steel's simultaneous test procedure into simultaneous confidence bounds or intervals for $\Delta_1, \dots, \Delta_K$, as suggested at the end of section 5A in [6].

Let $D_{i(j)}$ denote the j -th ordered value (ascending order) of the $n_0 n_i$ paired differences between the observations in treatment sample i and those of the control sample. By simple extension of results in [6], pages 87 and 92, the following

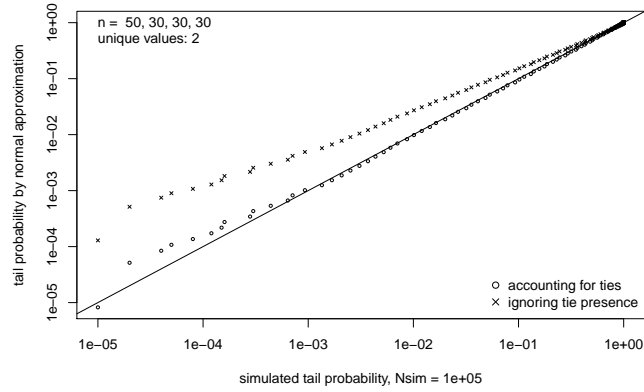


Figure 4: Normal Approximation Quality of Steel Test, with and without Adjusting Extreme Ties

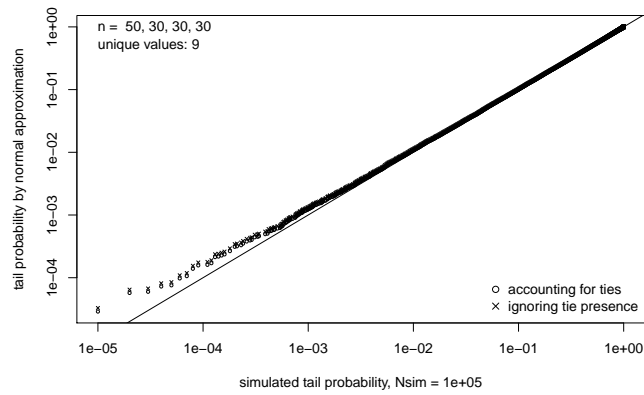


Figure 5: Normal Approximation Quality of Steel Test, with and without Adjusting for Many Ties

equations hold, relating the null distribution of the Mann-Whitney statistics W_{X_0, X_i} and the coverage probabilities of the $D_{i(j_i)}$ for any set of j_1, \dots, j_K with $1 \leq j_i \leq n_0 n_i$.

$$P_{\Delta}(\Delta_i \leq D_{i(j_i)}, i = 1, \dots, K) = P_0(W_{X_0, X_i} \leq j_i - 1, i = 1, \dots, K) \quad (7)$$

and

$$P_{\Delta}(\Delta_i \geq D_{i(j_i)}, i = 1, \dots, K) = P_0(W_{X_0, X_i} \leq n_1 n_i - j_i, i = 1, \dots, K) \quad (8)$$

where P_{Δ} refers to the distribution under $\Delta = (\Delta_1, \dots, \Delta_K)$ and P_0 refers to the joint null distribution of the W_{X_0, X_i} when all sampled distributions are the same and continuous. There are K indices j_i that can be manipulated to affect the achieved confidence level. We discuss only the treatment of equation (7). The case of (8) is treated analogously. To limit the computational complexity standardized versions of the W_{X_0, X_i} , i.e., $(W_{X_0, X_i} - n_0 n_i / 2) / \tau_i$ are used to choose a common value for $(j_i - 1 - n_0 n_i / 2) / \tau_i$ from the multivariate normal approximation for the W_{X_0, X_i} (see [7]), and reduce that to integer values for j_i , rounding up, rounding down, and rounding to the nearest integer. These sets of three integers j_i are then used in approximating the actual probabilities $P_0(W_{X_0, X_i} \leq j_i - 1, i = 1, \dots, K)$, and from these three coverage probabilities the one that is closest to the nominal confidence level γ and $\geq \gamma$ and also the one that is closest without the restriction $\geq \gamma$ are chosen. This is implemented in the R package `kSamples`.

Confidence intervals are constructed by using upper and lower confidence bounds, each with same confidence level of $(1 + \gamma) / 2$.

When the original sample data appear to be rounded, and especially when there are ties, one should widen the computed intervals or bounds by the rounding ε , as illustrated in [6], pages 85 and 94. For example, when all sample values appear to end in one of .0, .2, .4, .6, .8, the rounding ε would be .2. Ultimately, this is a judgment call for the user. Such widening of intervals will make the actually achieved confidence level \geq the stated achieved level.

8 All Pairwise Comparisons

While Steel's procedure, as discussed so far, focuses on pairwise comparisons between a single control sample and several treatment samples, the conditional moment results derived here also apply to the conditional distributions of all pairwise Wilcoxon comparisons involving K treatment samples. Such all pairwise tests were proposed by [1] and [13] and were more recently examined by [9]. The resulting approximate computation of significance probabilities, when dealing with the maximum or minimum of all standardized test statistics, can be achieved using a multivariate normal distribution with dimension $\binom{K}{2}$, using the derived conditional moment structure. To this we add the following: $\text{cov}(W_{X_1, X_2}^*, W_{X_3, X_1}^*) = -\text{cov}(W_{X_1, X_2}^*, W_{X_1, X_3}^*)$ and $\text{cov}(W_{X_1, X_2}^*, W_{X_3, X_4}^*) = 0$, all understood to be conditional on the tie pattern. The first follows from $W_{X_3, X_1}^* + W_{X_1, X_3}^* = n_1 n_2$ and the second from a covariance analog to (2), conditioning on the pooled samples of sizes $n_1 + n_2$ and $n_3 + n_4$ and realizing that their further splits into (n_1, n_2) and (n_3, n_4) by randomization are independent of each other. Asymptotic multivariate normality should hold under the same conditions C_1 and C_2 (omitting index zero) and same line of approach as presented in the Appendix.

Appendix

Under sampling from distributions $F_0 = F_1 = \dots = F_K$ the asymptotic multivariate normality is shown in [4] (as pointed out by [7]), and again by [8] who address the widened scope of sampling from discontinuous distributions as well,

with possibly unequal treatment sample sizes.

Here we complement these results by showing asymptotic multivariate normality of $(W_{X_0, X_1}^*, \dots, W_{X_0, X_K}^*)$ under the treatment randomization model, assuming conditions C_1 and C_2 hold, see end of Section 4.

We have N subjects split randomly into groups of sizes n_0, n_1, \dots, n_K with $n_0 + n_1 + \dots + n_K = N$. To these subjects we respectively administer either a control (placebo) or one of treatments 1 through K . Under the hypothesis of no treatment effect (i.e., treatments and control do not affect the subjects in differential ways) we can assume that any scores that are measured as experimental outcome for each subject are preordained. We allow for the possibility of ties. Since we want to employ ranks for testing purposes we will work with the vector of midranks of all N subjects, denoted by $v_N = (v_{N1}, \dots, v_{NN})$ with average $\bar{v}_N = \sum_i v_{Ni}/N = (N+1)/2$. Without loss of generality we assume that labeling of the subjects is such that $v_{N1} \leq v_{N2} \leq \dots \leq v_{NN}$. By $u_{N1} < \dots < u_{Ne}$ we denote their unique values with respective multiplicities $d_1, \dots, d_e \geq 1$. We should also write d_{Ni} and e_N instead of d_i and e , but for notational simplicity we refrain from doing so.

We employ i.i.d. uniform $U(0, 1)$ random variables U_1, \dots, U_N with order statistics $U_{(1)} < \dots < U_{(N)}$ and denote by R_i the rank of U_i among U_1, \dots, U_N . With probability one there are no ties among these R_i . We define the following indicator random variables to prescribe which subject will belong to the control or which treatment group. For $\ell = 0, 1, \dots, K$ and using $m_{\ell-1} = n_0 + n_1 + \dots + n_{\ell-1}$ with $m_0 = n_0$ and $m_{-1} = 0$ we define

$$J_{\ell i} = \begin{cases} 1 & \text{if } R_i \in \{m_{\ell-1} + 1, \dots, m_{\ell-1} + n_\ell\} = A_\ell \\ 0 & \text{else} \end{cases}$$

with the understanding that midrank v_{Ni} is associated with the control or ℓ^{th} treatment group whenever $J_{0,i} = 1$ or $J_{\ell,i} = 1$, respectively. We denote the resulting samples of allocated v_{Ni} values by X, Y_1, \dots, Y_K , respectively.

Under this randomization scheme all $\binom{N}{n_0, n_1, \dots, n_K}$ possible partitions of the N subjects into groups of respective sizes n_0, n_1, \dots, n_K are equally likely. This is the basis for the null distribution of any statistic based symmetrically on the scores within each group.

Comparing each treatment against the same control we form separate Mann-Whitney statistics, i.e., for $\ell = 1, \dots, K$ using X as control and Y_ℓ as treatment sample we define

$$W_{X, Y_\ell}^* = \sum_{1 \leq i \neq j \leq N} J_{0i} J_{\ell j} \left[I_{[v_{Ni} < v_{Nj}]} + \frac{1}{2} I_{[v_{Ni} = v_{Nj}]} \right] = \sum_{1 \leq i \neq j \leq N} J_{0i} J_{\ell j} \Psi_{ij}(v_N)$$

$$\text{with } \Psi_{ij}(v_N) = \left[I_{[v_{Ni} < v_{Nj}]} + \frac{1}{2} I_{[v_{Ni} = v_{Nj}]} \right] = 1 - \Psi_{ji}(v_N)$$

Here the $i \neq j$ under the summation results from $J_{0i} J_{\ell i} = 0$ for $\ell \neq 0$.

From now on we use the convention that $\sum_{i,j}, \sum_{i,j,r}, \sum_{i,j,r,s}$ indicate summations with indices running from 1 to N and all shown indices are distinct, unless explicitly indicated otherwise.

$\Psi_{ij} + \Psi_{ji} = 1$ implies $\bar{\Psi}(v_N) = \frac{1}{N(N-1)} \sum_{i,j} \Psi_{ij}(v_N) = 1/2$ and $\Psi_{ii} = 1/2$.

$$W_{X, Y_\ell}^* = \sum_{i,j} J_{0i} J_{\ell j} (\Psi_{ij}(v_N) - \bar{\Psi}(v_N)) + n_0 n_\ell \bar{\Psi}(v_N) = \sum_{i,j} J_{0i} J_{\ell j} \hat{\Psi}_{ij}(v_N) + n_0 n_\ell / 2$$

where

$$\hat{\Psi}_{ij}(v_N) = \Psi_{ij}(v_N) - \bar{\Psi}(v_N) \quad \text{with} \quad \sum_{i,j} \hat{\Psi}_{ij}(v_N) = 0 \quad \text{and} \quad \hat{\Psi}_{ii} = 0 \quad (9)$$

Note that the ordered labeling of the midranks v_{Ni} yields

$$\begin{aligned}\hat{\Psi}_{\cdot n}(v_N) &= \sum_{i=1}^N \hat{\Psi}_{in}(v_N) = \sum_{i=1}^N \psi_{in} - \frac{N}{2} \\ &= d_1 + \dots + d_{n-1} + \frac{d_n + 1}{2} - \frac{N + 1}{2} = v_{Nn} - \bar{v}_N\end{aligned}\quad (10)$$

and

$$\hat{\Psi}_{n \cdot}(v_N) = \sum_{j=1}^N \hat{\Psi}_{nj}(v_N) = -(v_{Nn} - \bar{v}_N) \quad (11)$$

The corresponding treatment rank sums

$$W_{n_0 n_\ell}^* = W_{X, Y_\ell}^* + \frac{n_\ell(n_\ell + 1)}{2}$$

amount to re-ranking the midranks within each pair of groups (control group and ℓ^{th} treatment group) and then take the sum of (modified) treatment midranks. While the individual statistics may well be approximately normal (still needs proof in our randomization context), they will not be independent, since each comparison statistic involves the same control group. Here we aim to show that a K -variate multivariate normal distribution is an appropriate approximation under conditions C_1 and C_2 . Our proof follows closely the approach of [6] which was based on [3].

Without the re-ranking the joint asymptotic normal distribution of the corresponding treatment rank sums in the randomization setting is already established at the end of [3]. The relative merits of these two approaches are not clear and it may be worth investigation.

Let

$$T_\ell = W_{X, Y_\ell}^* - \frac{n_0 n_\ell}{2} = \sum_{i,j} J_{0i} J_{\ell j} \hat{\Psi}_{ij}(v_N) \quad \text{with} \quad E(T_\ell) = 0$$

Hájek's projection method, see [6] p. 362ff, approximates T by a sum of iid random variables for which asymptotic normality is easily established. This approximation is the projection of T onto the space of functions of form $\sum_{r=1}^N f(U_r)$ and is obtained by taking

$$f(U_r) = E(T_\ell | U_r) = \sum_{i,j} E(J_{0i} J_{\ell j} | U_r) \hat{\Psi}_{ij}(v_N)$$

To evaluate this we need to find the conditional probabilities

$$g_{mijr}(u) = P(R_i = m, R_j = n | U_r = u)$$

for $i \neq j$ and $m \neq n$.

Because of the exchangeability of the U_r 's we get that for distinct i, j, r the $g_{mijr}(u) = g_{mn}(u)$ are independent of i, j, r , and thus

$$\sum_{i \neq j=1: i, j \neq r}^N P(R_i = m, R_j = n | U_r = u) = (N-1)(N-2)g_{mn}(u)$$

By exchangeability we also get $g_{mnrjr}(u) = h_{mn}(u)$ and $g_{mnirr}(u) = h_{nm}(u)$ independent of $i, j \neq r$.

$$\begin{aligned} \sum_{j=1; j \neq r}^N P(R_r = m, R_j = n | U_r = u) &= (N-1)h_{mn}(u) = P(R_r = m | U_r = u) \\ &= \binom{N-1}{m-1} u^{m-1} (1-u)^{N-m} = (N-1)h_m(u) \end{aligned}$$

$$\begin{aligned} \sum_{i=1; i \neq r}^N P(R_i = m, R_r = n | U_r = u) &= (N-1)h_{nm}(u) = P(R_r = n | U_r = u) \\ &= \binom{N-1}{n-1} u^{n-1} (1-u)^{N-n} = (N-1)h_n(u) \end{aligned}$$

Thus for $0 < u < 1$ and $m \neq n$

$$\sum_{i \neq j=1}^N P(R_i = m, R_j = n | U_r = u) = (N-1)(N-2)g_{mn}(u) + (N-1)[h_m(u) + h_n(u)] = 1$$

and hence

$$g_{mn}(u) = \frac{1}{(N-1)(N-2)} \left[1 - (N-1)[h_m(u) + h_n(u)] \right]$$

and

$$h_m(u) = \frac{1}{N-1} \binom{N-1}{m-1} u^{m-1} (1-u)^{N-m}$$

$$\begin{aligned} E(J_{0i}J_{\ell j} | U_r) &= P(R_i \in A_0, R_j \in A_\ell | U_r) = \sum_{m \in A_0} \sum_{n \in A_\ell} P(R_i = m, R_j = n | U_r) \\ &= \sum_{m \in A_0} \sum_{n \in A_\ell} g_{mn}(U_r) \quad \text{when } i, j, r \text{ are distinct} \\ &= \sum_{m \in A_0} \sum_{n \in A_\ell} h_m(U_r) = n_\ell \sum_{m \in A_0} h_m(U_r) \quad \text{when } i = r \neq j \\ &= \sum_{m \in A_0} \sum_{n \in A_\ell} h_n(U_r) = n_0 \sum_{n \in A_\ell} h_n(U_r) \quad \text{when } j = r \neq i \end{aligned}$$

Making use of (9), (10) and (11) we have

$$\sum_{i \neq j=1; i, j \neq r}^N \hat{\Psi}_{ij}(v_N) = \sum_{i, j} \hat{\Psi}_{ij}(v_N) - \hat{\Psi}_r - \hat{\Psi}_{\cdot r} = 0$$

and thus

$$\begin{aligned}
E(T_\ell|U_r) &= \sum_{i \neq j=1:i, j \neq r}^N \hat{\Psi}_{ij}(v_N) E(J_{0i} J_{\ell j} | U_r) + \sum_{j=1:j \neq r}^N \hat{\Psi}_{kj}(v_N) E(J_{0r} J_{\ell j} | U_r) \\
&\quad + \sum_{i=1:i \neq r}^N \hat{\Psi}_{ik}(v_N) E(J_{0i} J_{\ell r} | U_r) \\
&= \sum_{m \in A_0} \sum_{n \in A_\ell} g_{mn}(U_r) \sum_{i \neq j=1:i, j \neq r}^N \hat{\Psi}_{ij}(v_N) + n_\ell \sum_{m \in A_0} h_m(U_r) \hat{\Psi}_{\cdot r}(v_N) \\
&\quad + n_0 \sum_{n \in A_\ell} h_n(U_r) \hat{\Psi}_{\cdot r}(v_N) \\
&= (v_{Nr} - \bar{v}_N) \left[n_0 \sum_{n \in A_\ell} h_n(U_r) - n_\ell \sum_{m \in A_0} h_m(U_r) \right] = (v_{Nr} - \bar{v}_N) Z_{\ell r}
\end{aligned}$$

where

$$\begin{aligned}
Z_{\ell r} &= \frac{n_0 n_\ell}{N-1} \left[\frac{1}{n_\ell} \sum_{n \in A_\ell} \binom{N-1}{n-1} U_r^{n-1} (1-U_r)^{N-n} \right. \\
&\quad \left. - \frac{1}{n_0} \sum_{m \in A_0} \binom{N-1}{m-1} U_r^{m-1} (1-U_r)^{N-m} \right] \\
&= \frac{n_0 n_\ell}{N-1} \left[\frac{1}{n_\ell} E(I_{A_\ell}(X)|U_r) - \frac{1}{n_0} E(I_{A_0}(X)|U_r) \right] \\
&= \frac{n_0 n_\ell}{N-1} E(B_\ell | U_r)
\end{aligned}$$

with

$$P(X = n|U) = \binom{N-1}{n-1} U^{n-1} (1-U)^{N-n} \quad \text{for } n = 1, \dots, N$$

and

$$B_\ell = \frac{1}{n_\ell} I_{A_\ell}(X) - \frac{1}{n_0} I_{A_0}(X)$$

The unconditional distribution of X is

$$P(X = n) = \int_0^1 \binom{N-1}{n-1} u^{n-1} (1-u)^{N-n} du = \frac{1}{N} \quad \text{for } n = 1, \dots, N$$

The $Z_{\ell r}$ are bounded and iid random variables with mean 0 and variance $\tau^2 = \tau^2(n_0, n_\ell, N)$. From the Lindeberg central limit theorem it follows that

$$\frac{\sum_{r=1}^N (v_{Nr} - \bar{v}_N) Z_{\ell r}}{\sqrt{\sum_{r=1}^N (v_{Nr} - \bar{v}_N)^2 \tau^2(n_0, n_\ell, N)}} \xrightarrow{\mathcal{L}} \mathcal{N}(0, 1)$$

provided that

$$\frac{\max_r (v_{Nr} - \bar{v}_N)^2}{\sum_{r=1}^N (v_{Nr} - \bar{v}_N)^2} \rightarrow 0 \quad \text{as } n_0, n_\ell, N \rightarrow \infty \quad (12)$$

(12) was shown to hold in Example 17 of page 355 in [6] under C_2 .

In order to conclude that

$$\frac{T_\ell}{\sqrt{\text{var}(T_\ell)}} = \frac{W_{X,Y_\ell}^* - n_0 n_\ell / 2}{\sqrt{\text{var}(W_{X,Y_\ell}^*)}} \xrightarrow{\mathcal{L}} \mathcal{N}(0, 1)$$

it suffices ([6], p. 349 and p. 363) to show that

$$\frac{\text{var}(W_{X,Y_\ell}^*)}{\sum_{r=1}^N (v_{Nr} - \bar{v}_N)^2 \tau^2(n_0, n_\ell, N)} = \frac{\text{var}(W_{X,Y_\ell}^*)}{N \sigma^2(v_N) \tau^2(n_0, n_\ell, N)} \rightarrow 1 \quad (13)$$

as $n_0, n_\ell, N \rightarrow \infty$

From [6], p. 355, we have

$$\sigma^2(v_N) = \frac{1}{N} \sum_{i=1}^N (v_{Ni} - \bar{v}_N)^2 = \frac{N^2 - 1}{12} - \frac{\sum_{i=1}^e (d_i^3 - d_i)}{12N}$$

or

$$\frac{\sum_{i=1}^e (d_i^3 - d_i)}{N} = N^2 - 1 - 12\sigma^2(v_N)$$

and thus using (3)

$$\begin{aligned} \text{var}(W_{X,Y_\ell}^*) = \frac{n_0 n_\ell}{12} & \left[n_0 + n_\ell + 1 - \frac{n_0 + n_\ell - 2}{(N-1)(N-2)} (N^2 - 1 - 12\sigma^2(v_N)) \right. \\ & \left. - \frac{3(N - n_0 - n_\ell)}{N(N-1)(N-2)} \sum_{i=1}^e d_i(d_i - 1) \right] \end{aligned}$$

With

$$n_0 + n_\ell + 1 - \frac{n_0 + n_\ell - 2}{(N-1)(N-2)} (N^2 - 1) = \frac{3(N - n_0 - n_\ell)}{N-2}$$

we have

$$\begin{aligned} \text{var}(W_{X,Y_\ell}^*) = \frac{n_0 n_\ell}{12} & \left[\frac{3(N - n_0 - n_\ell)}{N-2} + \frac{n_0 + n_\ell - 2}{(N-1)(N-2)} 12\sigma^2(v_N) \right. \\ & \left. - \frac{3(N - n_0 - n_\ell)}{N(N-1)(N-2)} \sum_{i=1}^e d_i(d_i - 1) \right] \end{aligned}$$

Assuming condition C_2 we have (see [6], p. 356) $\sum d_i(d_i - 1) \leq N(1 - \varepsilon)N - N = O(N^2)$ and $1/12 \geq \sigma^2(v_N)/N^2 \geq \varepsilon/12$, i.e.,

$$\frac{\text{var}(W_{X,Y_\ell}^*)}{n_0 n_\ell (n_0 + n_\ell) \sigma^2(v_N) / N^2} \rightarrow 1 \quad \text{as } N, n_0, n_\ell \rightarrow \infty \quad (14)$$

Thus condition (13) is equivalent to

$$\frac{n_0 n_\ell (n_0 + n_\ell) \sigma^2(v_N) / N^2}{N \sigma^2(v_N) \tau^2(n_0, n_\ell, N)} = \frac{n_0 n_\ell (n_0 + n_\ell)}{N^3 \tau^2(n_0, n_\ell, N)} \rightarrow 1 \quad (15)$$

as $N, n_0, n_\ell \rightarrow \infty$. Using the identity

$$\text{var}(B_\ell) = \text{var}(E(B_\ell|U)) + E(\text{var}(B_\ell|U)) \quad (16)$$

we find

$$\text{var}(B_\ell) = E(B_\ell^2) = \frac{1}{n_\ell^2} \frac{n_\ell}{N} + \frac{1}{n_0^2} \frac{n_0}{N} = \frac{n_0 + n_\ell}{N n_\ell n_0}$$

and

$$\tau^2(n_0, n_\ell, N) = \text{var}\left(\frac{n_0 n_\ell}{N-1} E(B_\ell|U_r)\right) = \frac{n_0 n_\ell (n_0 + n_\ell)}{N(N-1)^2} - \frac{n_0^2 n_\ell^2}{(N-1)^2} E(\text{var}(B_\ell|U_r))$$

Condition (15) is equivalent to

$$\frac{N(N-1)^2}{n_0 n_\ell (n_0 + n_\ell)} \frac{n_0^2 n_\ell^2}{(N-1)^2} E(\text{var}(B_\ell|U_r)) = \frac{n_0 n_\ell N}{n_0 + n_\ell} E(\text{var}(B_\ell|U_r)) \longrightarrow 0 \quad (17)$$

as $N, n_0, n_\ell \rightarrow \infty$

$$\begin{aligned} E(B_\ell|U_r) &= \frac{1}{n_\ell} P(X \in A_\ell|U_r) - \frac{1}{n_0} P(X \in A_0|U_r) \\ \text{var}(B_\ell|U_r) &= \frac{1}{n_\ell^2} P(X \in A_\ell|U_r)(1 - P(X \in A_\ell|U_r)) \\ &\quad + \frac{1}{n_0^2} P(X \in A_0|U_r)(1 - P(X \in A_0|U_r)) \\ &\quad + \frac{2}{n_\ell n_0} P(X \in A_0|U_r)P(X \in A_\ell|U_r) \end{aligned}$$

With condition C_1 it follows from the Berry-Essen theorem [14] that all three terms in $\text{var}(B_\ell|U_r)n_0 n_\ell N/(n_0 + n_\ell)$ converge to zero at the rate of $1/\sqrt{N}$ uniformly in U_r , except for U_r in arbitrarily small intervals near zero and near $n_0/N, m_{\ell-1}/N, m_\ell/N$ and 1.

Note that condition C_1 guarantees the boundedness of

$$\frac{n_0 n_\ell N}{n_0 + n_\ell} \left(\frac{1}{n_\ell^2} + \frac{1}{n_0^2} + \frac{2}{n_0 n_\ell} \right) = \frac{n_0 n_\ell N}{n_0 + n_\ell} \left(\frac{n_0 + n_\ell}{n_0 n_\ell} \right)^2 = \frac{N(n_0 + n_\ell)}{n_0 n_\ell}$$

Thus the portion of $E(\text{var}(B_\ell|U_r))n_0 n_\ell N/(n_0 + n_\ell)$ over the small intervals can be held below any $\varepsilon > 0$, simply by the smallness of those intervals, since $N(n_0 + n_\ell)/(n_0 n_\ell)$ stays bounded. The remainder portion of $E(\text{var}(B_\ell|U_r))n_0 n_\ell N/(n_0 + n_\ell)$ is of order $1/\sqrt{N}$. Thus condition (17) is satisfied as $N, n_0, n_\ell \rightarrow \infty$.

To show asymptotic multivariate normality of $(W_{X,Y_1}^*, \dots, W_{X,Y_K}^*)$ it suffices (according to the Cramér-Wold device) to show asymptotic univariate normality of

$$S = \sum_{\ell=1}^K \lambda_\ell (W_{X,Y_\ell}^* - n_0 n_\ell / 2) = \sum_{\ell=1}^K \lambda_\ell T_\ell \quad \text{for any } \lambda_1, \dots, \lambda_K$$

We may assume that $\sum_{i=1}^K \lambda_i^2 \neq 0$, the $= 0$ case being trivial. Using again the projection approach on S , i.e., approximate S by

$$\hat{S} = \sum_{r=1}^N E(S|U_r) = \sum_{r=1}^N \sum_{\ell=1}^K \lambda_\ell E(T_\ell|U_r) = \sum_{r=1}^N (v_{Ni} - \bar{v}_N) \sum_{\ell=1}^K \lambda_\ell \frac{n_0 n_\ell}{N-1} E(B_\ell|U_r)$$

with

$$B_\ell = \frac{1}{n_\ell} I_{A_\ell}(X) - \frac{1}{n_0} I_{A_0}(X) \quad \text{and } X \text{ as before.}$$

The asymptotic normality of the $\hat{S}/\sqrt{\text{var}(\hat{S})}$ follows again from the Lindeberg central limit theorem provided that (12) holds, which is a consequence of condition C_2 . The asymptotic normality of the $S/\sqrt{\text{var}(S)}$ then follows if we are able to show $\text{var}(S)/\text{var}(\hat{S}) \rightarrow 1$ as $n_0, \dots, n_K \rightarrow \infty$.

As in (14) we have for $\ell \neq k$

$$\frac{\text{cov}(T_\ell, T_k)}{n_0 n_\ell n_k \sigma^2(v_N)/N^2} \rightarrow 1 \quad \text{or} \quad \frac{\text{cov}(T_\ell, T_k)}{N \sigma^2(v_N)} \rightarrow \gamma_0 \gamma_\ell \gamma_k \quad \text{and} \quad \frac{\text{var}(T_\ell)}{N \sigma^2(v_N)} \rightarrow \gamma_0 \gamma_\ell (\gamma_0 + \gamma_\ell)$$

as $n_0, n_1, \dots, n_K \rightarrow \infty$. Thus

$$\begin{aligned} \frac{\text{var}(S)}{N \sigma^2(v_N)} &\rightarrow \sum \sum_{\ell \neq k} \lambda_\ell \lambda_k \gamma_0 \gamma_\ell \gamma_k + \sum_{\ell=1}^K \lambda_\ell^2 \gamma_0 \gamma_\ell (\gamma_0 + \gamma_\ell) \\ &= \gamma_0 (1 - \gamma_0)^2 \left(\sum_{\ell=1}^K \lambda_\ell \gamma_\ell^* \right)^2 + \gamma_0 (1 - \gamma_0) \left(\text{var}(\lambda) + \left(\sum_{\ell=1}^K \lambda_\ell \gamma_\ell^* \right)^2 \right) = \omega^2 \end{aligned}$$

where the $\gamma_\ell^* = \gamma_\ell / (1 - \gamma_0)$, $\ell = 1, \dots, K$, sum to one. From our assumption that the λ_ℓ are not all zero it follows that $\omega^2 > 0$.

As in (16) we have

$$\text{cov}(B_\ell, B_k) = E(\text{cov}(B_\ell, B_k|U)) + \text{cov}(E(B_\ell|U), E(B_k|U))$$

For $\ell \neq k$ we have $\text{cov}(B_\ell, B_k) = 1/(n_0 N)$ and

$$\begin{aligned} \text{cov}(B_\ell, B_k|U) &= \frac{1}{n_0^2} P(X \in A_0|U)(1 - P(X \in A_0|U)) \\ &\quad - \frac{1}{n_\ell n_k} P(X \in A_\ell|U)P(X \in A_k|U) \\ &\quad + \frac{1}{n_\ell n_0} P(X \in A_\ell|U)P(X \in A_0|U) \\ &\quad + \frac{1}{n_0 n_k} P(X \in A_0|U)P(X \in A_k|U) \end{aligned}$$

Again it can be shown that $E(\text{cov}(B_\ell, B_k|U))n_0^2 n_\ell n_k / N^2$ converges to zero just as in the case of $E(\text{var}(B_\ell|U))n_0 n_\ell N / (n_0 + n_\ell)$ previously.

$$\begin{aligned} \text{var}(\hat{S}) &= \sum_{r=1}^N (v_{rN} - \bar{v}_N)^2 \sum_{\ell=1}^K \sum_{k=1}^K \lambda_\ell \lambda_k \frac{n_0^2 n_\ell n_k}{(N-1)^2} \text{cov}(E(B_\ell|U), E(B_k|U)) \\ \frac{\text{var}(\hat{S})}{N \sigma^2(v_N)} &= \sum_{\ell=1}^K \sum_{k=1}^K \lambda_\ell \lambda_k \frac{n_0^2 n_\ell n_k}{(N-1)^2} \text{cov}(E(B_\ell|U), E(B_k|U)) \end{aligned}$$

$$\begin{aligned}
&= \sum \sum_{k \neq \ell} \lambda_\ell \lambda_k \frac{n_0^2 n_\ell n_k}{(N-1)^2} \left(\frac{1}{n_0 N} - E(\text{cov}(B_\ell, B_k | U)) \right) \\
&\quad + \sum_\ell \lambda_\ell^2 \frac{n_0^2 n_\ell^2}{(N-1)^2} \left(\frac{n_0 + n_\ell}{N n_0 n_\ell} - E(\text{var}(B_\ell | U)) \right)
\end{aligned} \tag{18}$$

Here

$$\sum \sum_{k \neq \ell} \lambda_\ell \lambda_k \frac{n_0^2 n_\ell n_k}{(N-1)^2} \frac{1}{n_0 N} + \sum_\ell \lambda_\ell^2 \frac{n_0^2 n_\ell^2}{(N-1)^2} \frac{n_0 + n_\ell}{N n_0 n_\ell} \rightarrow \omega^2$$

as $n_0, n_1, \dots, n_K \rightarrow \infty$. The remaining terms in (18) converge to zero. Thus $\text{var}(S)/\text{var}(\hat{S}) \rightarrow 1$.

References

- [1] M. Dwass. Some k -sample rank-order tests. In I. Olkin, S.G. Ghurye, W. Hoeffding, W.G. Madow, and H.B. Mann, editors, *Contributions to Probability and Statistics*, pages 198–202. Stanford University Press, Stanford, CA, 1960.
- [2] E.S. Edgington and P. Onghena. *Randomization Tests*. Chapman & Hall/CRC, Boca Raton, FL, fourth edition, 2007.
- [3] Jaroslav Hájek. Some extensions of the Wald-Wolfowitz-Noether theorem. *Ann. Math. Statist.*, 32:506–523, 1961.
- [4] Erich L Lehmann. Robust estimation in analysis of variance. *Ann. Math. Statist.*, 34:957–966, 1963.
- [5] Erich L. Lehmann. *Nonparametrics, Statistical Methods Based on Ranks*. Holden-Day, Inc, San Francisco, 1975.
- [6] Erich L. Lehmann. *Nonparametrics, Statistical Methods Based on Ranks*. Springer Verlag, New York, revised first edition, 2006.
- [7] Rupert G. Miller, Jr. *Simultaneous Statistical Inference*. Springer Verlag, New York, second edition, 1981.
- [8] Ullrich Munzel and Ludwig A. Hothorn. A unified approach to simultaneous rank test procedures in the unbalanced one-way layout. *Biometrical Journal*, 43(5):553–569, 2001.
- [9] Markus Neuhäuser and Frank Bretz. Nonparametric all-pairs multiple comparisons. *Biometrical Journal*, 43(5):571–580, 2001.
- [10] R Core Team. *R: A Language and Environment for Statistical Computing*. R Foundation for Statistical Computing, Vienna, Austria, 2016.
- [11] Fritz W. Scholz and Angie Zhu. *kSamples: K-Sample Rank Tests and their Combinations*, 2016. R package version 1.2-4.
- [12] Robert G.D. Steel. A multiple comparison rank sum test: Treatment versus control. *Biometrics*, 15:560–572, 1959.
- [13] Robert G.D. Steel. A rank sum test for comparing all pairs of treatments. *Technometrics*, 2:197–207, 1960.

- [14] P. van Beek. An application of Fourier methods to the problem of sharpening the Berry-Esseen inequality. *Zeitschrift für Wahrscheinlichkeitstheorie*, 23:187–196, 1972.
- [15] Mark A. van de Wiel. Exact distributions of multiple comparison rank statistics. *Journal of the American Statistical Association*, 97:1081–1089, 2002.