

# Inconsistency and Acausality of Model Selection in Bayesian Inverse Problems

Klaus Mosegaard

Niels Bohr Institute, Tagensvej 16  
2200 Copenhagen N, Denmark

## Abstract

Bayesian inference paradigms are regarded as powerful tools for solution of inverse problems. However, when applied to inverse problems in physical sciences, Bayesian formulations suffer from a number of inconsistencies that are often overlooked.

A well known, but mostly neglected, difficulty is connected to the notion of conditional probability densities. Borel, and later Kolmogorov's (1933/1956), found that the traditional definition of conditional densities is incomplete: In different parameterizations it leads to different results. We will show an example where two apparently correct procedures applied to the same problem lead to two widely different results.

Another type of inconsistency involves violation of causality. This problem is found in model selection strategies in Bayesian inversion, such as *hierarchical Bayes* and *trans-dimensional inversion* where so-called hyperparameters are included as variables to control either the number (or type) of unknowns, or the prior uncertainties on data or model parameters.

For Hierarchical Bayes we demonstrate that the calculated 'prior' distributions of data or model parameters are not prior-, but posterior information. In fact, the calculated 'standard deviations' of the data are a measure of the inability of the forward function to model the data, rather than uncertainties of the data.

For trans-dimensional inverse problems we show that the so-called evidence is, in fact, not a measure of the success of fitting the data for the given choice (or number) of parameters, as often claimed. We also find that the notion of *natural parsimony* is ill-defined, because of its dependence on the parameter prior.

Based on this study, we find that careful rethinking of Bayesian inversion practices is required, with special emphasis on ways of avoiding the Borel-Kolmogorov inconsistency, and on the way we interpret model selection results.

## Introduction

Bayes Theorem (or Bayes Rule, or Bayes Formula) (*Bayes and Price*, 1763; *Laplace*, 1774) is a trivial consequence of the definition of conditional probability, expressing how probabilities depend on knowledge (probabilistic constraints) we already have about possible outcomes. This has turned out to be immensely useful in scientific inference, where information from several independent sources are combined to obtain probabilistic results. For this reason, Bayes Rule is often seen as a model for learning *Bishop* (2011): Initial (prior) information is acquired and quantified through a (prior) probability distribution, and subsequently new information (data) is brought in, adding to the prior information. Our resulting, total information can now be expressed through Bayes Formula, giving us a (posterior) probability distribution, constrained both by the prior and the data information. If we only consider discrete outcome spaces (discrete probability distributions), and if prior and data information is well-defined from the outset, the above inference/learning scheme is rigorous and unproblematic. However, when applied to inference problems involving physical quantities, where probability densities over multi-dimensional manifolds are sought, a serious flaw in the formalism appears. It was discovered already by *Bertrand* (1889), and later confirmed by *Borel* (1909) and *Kolmogorov* (1933), that conditional probability densities over multi-dimensional manifolds are, in fact, ill-defined. In practice, this so-called 'Borel-Kolmogorov paradox' means that conditional densities, and hence Bayesian inference, are not invariant under coordinate/parameter changes.

Seen from a purely statistical viewpoint, this may seem unimportant "as long as we stick to the same set of parameters", and this may be the reason for the fact that the problem has been, and still is, largely neglected. In physical sciences, however, invariance of any statement about nature under reparameterization is essential: The physical properties of reality will not change when we change their numerical representation (*Einstein*, 1916; *Jeffreys*, 1946; *Norton*, 1993). If we accept that any parameter of a physical system and its probability distribution is a (possibly observer-dependent) "physical property" (certainly true in quantum systems), this *principle of covariance* requires that any such property must be invariant under reparameterization: Its expression in coordinates/parameters must change only according to a Jacobian transformation. If this is not the case, Bayesian inversion in its most commonly used formulation may lead to physically unacceptable solutions.

In this paper, our first task will be to expose this problem. We will show that solutions are not only philosophically unacceptable they also lead to contradictory results when following currently accepted procedures.

Another essential requirement in physics is causality – that effect comes after cause. Similar to parametrization invariance, causality plays a less

important role in statistics, probably because weaker notions such as 'correlation' and 'conditioning' are in the forefront. A breach of strict causality has led to development of *model selection methods*, of which *hierarchical Bayes* and *trans-dimensional inversion* are the most well-known. In hierarchical Bayes, parameters defining the prior probability distributions of data and model parameters are calculated from the data and the data-parameter relation (the forward function), and in trans-dimensional inversion probabilistic methods are used to choose between different parameterizations of the problem.

In this paper we demonstrate that the method of hierarchical Bayes is indeed violating causality, and is producing "priors" that are, in fact, posteriors. For trans-dimensional inversion we show that the so-called evidence - the probability of the observations - which is often claimed to be a measure of the success of fitting the data for the given choice (or number) of parameters, may be independent of the data fit and instead show a strong dependence of the parameter prior.

Our approach will be to demonstrate inconsistency and acausality through *reductio ad absurdum*, that is, through analytical examples where the methods in question applied to physical inference problems are mathematically self-contradictory or in other ways unacceptable.

## The basic assumptions

More rigorously: we will analyze to what extent Bayesian inference used in Bayesian inversion (solving physical inverse problems using Bayes Theorem) satisfies 3 fundamental assumptions. The first is about probability and information (*deFinetti* (1974, 1975); *Tarantola and Valette* (1982); *Jaynes* (1984); *Bernardo and Smith* (2000); *Malinverno and Briggs* (2004); *Shiffrian et al.* (2008)):

- A. Uncertainty is always represented by probability distributions, describing the incompleteness of information that an observer/analyst has.

The second is the following fundamental physical principle of consistency (*Einstein* (1916); *Jeffreys* (1946); *Norton* (1993)):

- B. Any parameter (observable or non-observable) of a physical system under consideration, and its corresponding probability distribution, must be invariant under reparameterization.

And the third is causality (see, e.g., *Bunge* (1959); *Green* (2003)):

- C. Information we have about observables ("data") and non-observables ("unknown parameters") *prior* to introducing the functional relation between them is different from the information we have *a posteriori*, that is, after this introduction.

Assumption A implies that prior probabilities of parameters – observable or non-observable – are ”personal” (but possibly based on ”old” data analysis). They are defined/provided by the observer or group of observers. This can be expressed by saying that there is no such thing as a ”true” observer-independent prior to be discovered (*deFinetti* (1974, 1975); *Tarantola and Valette* (1982); *Jaynes* (1984); *Bernardo and Smith* (2000)).

Assumption B is one of the most important assumptions in physics, ensuring that analysts with the same information, but using different parameterization, will arrive at the same results.

Assumption C is causality, the principle that cause comes before effect. This is one of the most important principles in the logical description of physical systems.

### Basics of Bayes Rule

Before we proceed, let us describe the classical process of Bayesian inversion. The method uses Bayes theorem, which in our context is expressed:

$$p(\mathbf{m}|\mathbf{d}) = \frac{p(\mathbf{d}|\mathbf{m})p(\mathbf{m})}{p(\mathbf{d})} \quad (1)$$

where  $\mathbf{d}$  is the data (observations) and  $\mathbf{m}$  are the (unknown) model parameters. However, the above formulation is imprecise since the symbol” $p$ ” here denotes four different functions. A more complete version is

$$p_{m|d}(\mathbf{m}|\mathbf{d}) = \frac{p_{d|m}(\mathbf{d}|\mathbf{m})p_m(\mathbf{m})}{p_d(\mathbf{d})} \quad (2)$$

where  $p_m$ ,  $p_d$ ,  $p_{m|d}$  and  $p_{d|m}$  denote marginals and conditionals of the joint distribution  $p_{d,m}$ .

Often equation (1) is written:

$$p_{m|d}(\mathbf{m}|\mathbf{d}_{obs}) = \frac{p_{d|m}(\mathbf{d}_{obs}|\mathbf{m})p_m(\mathbf{m})}{p_d(\mathbf{d}_{obs})} \quad (3)$$

emphasizing the observations  $\mathbf{d}_{obs}$ . The difference between  $\mathbf{d}$  and  $\mathbf{d}_{obs}$  is explained below.

As earlier mentioned, Bayes theorem is a trivial consequence of the definition of the conditional probability  $p_{d|m}$  in terms of joint and marginal probability distributions:

$$p_{d|m}(\mathbf{d}|\mathbf{m})p_m(\mathbf{m}) = p_{d,m}(\mathbf{d}, \mathbf{m}) \quad (4)$$

so equation (3) is not, in itself, sufficient to define Bayesian inversion/inference. What we need for a complete statement of the problem is a relation between  $\mathbf{m}$  and  $\mathbf{d}$ , the so-called *forward relation*  $\mathbf{d} = g(\mathbf{m})$ , and an *interpretation* of the terms in (3). In Bayesian inversion the terms have the following interpretations:

- a.  $p_d(\mathbf{d})$  is the distribution of the observed/measured data. The usual situation is that we only have one particular set of data  $\mathbf{d}_{obs}$  and its uncertainties (and possibly correlations), so  $p_d(\mathbf{d})$  is a distribution of the random data variable  $\mathbf{d}$ , centered at  $\mathbf{d}_{obs}$  with a width (shape) given by the uncertainties.
- b.  $p_m(\mathbf{m})$  is a distribution describing what we (the analysts) know about the unobservable model parameters  $\mathbf{m}$  before any information from data  $\mathbf{d}$  is introduced through the forward relation.
- c.  $p_{d|m}(\mathbf{d}|\mathbf{m})$  is the distribution of data, given that the model parameters are  $\mathbf{m}$ . The conditioning of  $\mathbf{d}$  comes from the forward relation, so  $p_{d|m}$  can be expressed as a function of  $\mathbf{m}$  as  $p_{d|m}(\mathbf{d}|\mathbf{m}) = p_d(g(\mathbf{m}))$ .
- d.  $p_{m|d}(\mathbf{m}|\mathbf{d}_{obs})$  is the result of combining the information in  $p_m(\mathbf{m})$  with  $p_d(\mathbf{d})$ , using the forward relation.

We use the term *prior distribution(s)* for  $p_m(\mathbf{m})$  and  $p_d(\mathbf{d})$ , because they represent information that is not yet combined/integrated through the forward relation. What is essential here is not what comes first,  $p_m(\mathbf{m})$  or  $p_d(\mathbf{d})$ , but rather what we have before (*a priori*) applying the forward relation, and after (*a posteriori*). After applying the forward relation we obtain the *posterior* distribution  $p_{m|d}(\mathbf{m}|\mathbf{d})$  for the model parameters.

Instead of writing Bayes formula as in equation 3, we will often combine likelihood  $p_{d|m}(\mathbf{d}|\mathbf{m})$  and prior  $p_m(\mathbf{m})$  to a joint distribution on the right-hand-side, and replace  $\mathbf{d}$  with  $g(\mathbf{m})$ , to make the role of the forward function clear:

$$p_{m|d}(\mathbf{m}|\mathbf{d}_{obs}) = \frac{p_{d,m}(g(\mathbf{m}), \mathbf{m})}{p_d(\mathbf{d}_{obs})} . \quad (5)$$

A graphical illustration of inference with Bayes' formula is seen in figure 1.

In the following section we will begin our investigation by exposing the consequences of the Borel-Kolmogorov paradox for a simple physical problem.

## The Borel-Kolmogorov paradox: A simplified tomographic example

Our analysis of this problem will be based on an example showing that two apparently correct inversions based on the same information may lead to very different, contradictory results. For a formal treatment of the Borel-Kolmogorov paradox, the reader is referred to the papers by *Kolmogorov* (1933) and *Mosegaard and Tarantola* (2002).

Let us consider a simple tomographic example of Bayesian Inversion in two different parameterizations. We consider a case where data  $\mathbf{d}$  and

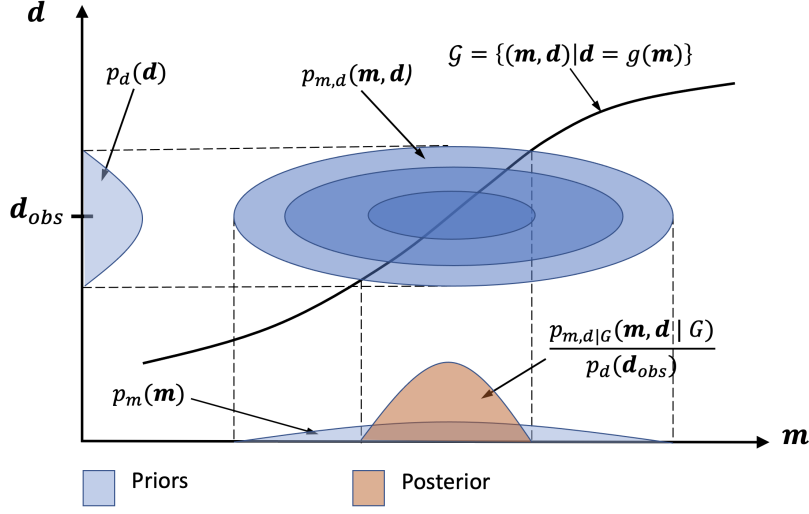


Figure 1: A graphical illustration of Bayesian inference. The distribution  $p_{m,d|G}(\mathbf{m}, \mathbf{d}|G)/p_d(\mathbf{d})$  is the posterior, which is often denoted  $p_{m|d}(\mathbf{m}|\mathbf{d})$  or just  $p(\mathbf{m}|\mathbf{d})$ .

unknown parameters  $\mathbf{m}$  are connected through the forward relation

$$\mathbf{d} = g(\mathbf{m})$$

where  $\mathbf{d}$  has 2 components (two observations), and  $\mathbf{m}$  is a model parameter vector with 2 components.  $\mathbf{d}$  is the arrival times along two straight-line rays passing through a medium with 2 homogeneous blocks, characterized by their wave speeds  $v$  or their wave slownesses  $s$  (see figure 2).

We will - for simplicity - assume that both the uncertainty of  $\mathbf{d}$  and the prior on  $\mathbf{m}$  have uniform probability densities  $p_d$  and  $p_m$  on subsets of the data space  $\mathcal{D}$  and model space  $\mathcal{M}$ , respectively (see figure 3).

### Case 1: Velocity inference

In this case the unknowns are velocity parameters  $\mathbf{v}$ , with a uniform prior  $p_m(\mathbf{v})$  over a subset  $\mathcal{M}_v$  of the model space. In other words, if the forward relation is  $\mathbf{d} = g_v(\mathbf{v})$ , the problem has the simple structure shown in figure (3). For this problem, the posterior probability density becomes:

$$p_{v|d}(\mathbf{v}|\mathbf{d}_{obs}) = \frac{p_{d,v}(\mathbf{d}, \mathbf{v}|G)}{p_d(\mathbf{d}_{obs})} = \begin{cases} K' & \text{for } g_v(\mathbf{v}) \in \mathcal{D} \wedge \mathbf{v} \in \mathcal{M}_v \\ 0 & \text{otherwise} \end{cases} \quad (6)$$

where  $K'$  is a normalization constant. Thus, the posterior  $p_{v|d}(\mathbf{v}|\mathbf{d}_{obs})$  is homogeneous, since it is equal to the homogeneous, joint prior on  $\mathcal{M}_v \times$

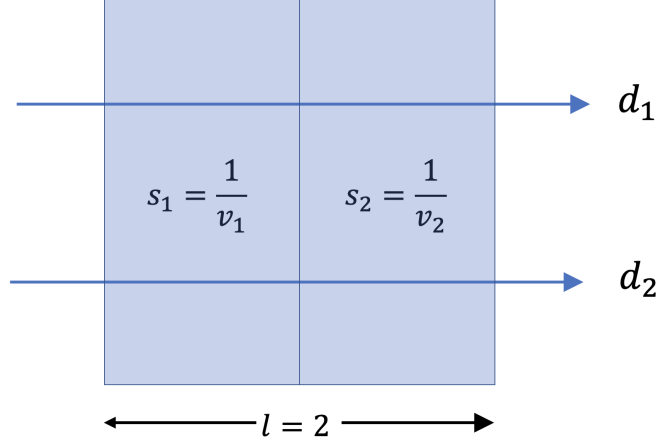


Figure 2: Simple tomographic example with two model parameters in two different parameterizations (wave speeds  $v_i$  or wave slownesses  $s_i$ ) and two traveltimes observations.

$\mathcal{D}$ , conditioned on the manifold given by  $\mathbf{d} = g_v(\mathbf{v})$ , and normalized so it integrates to 1.

From (6) we can now, as an example, compute the *conditional* posterior on the 1-D subspace defined by  $v_2 = v_1$ , as a function of  $v_1$ :

$$\begin{aligned} p_{v_1|d}(v_1|\mathbf{d}_{obs}) &= p_{v|d, v_2=v_1}(\mathbf{v}|\mathbf{d}_{obs}, v_2 = v_1) \\ &= \begin{cases} C' & \text{for } g_v(v_1, v_1) \in \mathcal{D} \wedge (v_1, v_1) \in \mathcal{M}_v \\ 0 & \text{otherwise} \end{cases} \end{aligned} \quad (7)$$

where  $C'$  is constant. This density is, of course, constant in an interval.

### Case 2: Slowness inference

Let us now reparameterize from velocities to slownesses  $\mathbf{v} = (v_1, v_2)^T \rightarrow \mathbf{s} = (s_1, s_2)^T$  through the transformation  $h$ :

$$\begin{pmatrix} s_1 \\ s_2 \end{pmatrix} = h \begin{pmatrix} v_1 \\ v_2 \end{pmatrix} = \begin{pmatrix} 1/v_1 \\ 1/v_2 \end{pmatrix} \quad (8)$$

The Jacobian of the transformation is:

$$\mathbf{J} = \left\{ \frac{\partial s_i}{\partial v_j} \right\} = \begin{Bmatrix} -1/v_1^2 & 0 \\ 0 & -1/v_2^2 \end{Bmatrix} \quad (9)$$

whose absolute value of the determinant is

$$|\det(\mathbf{J})| = \frac{1}{v_1^2 v_2^2} = s_1^2 s_2^2. \quad (10)$$

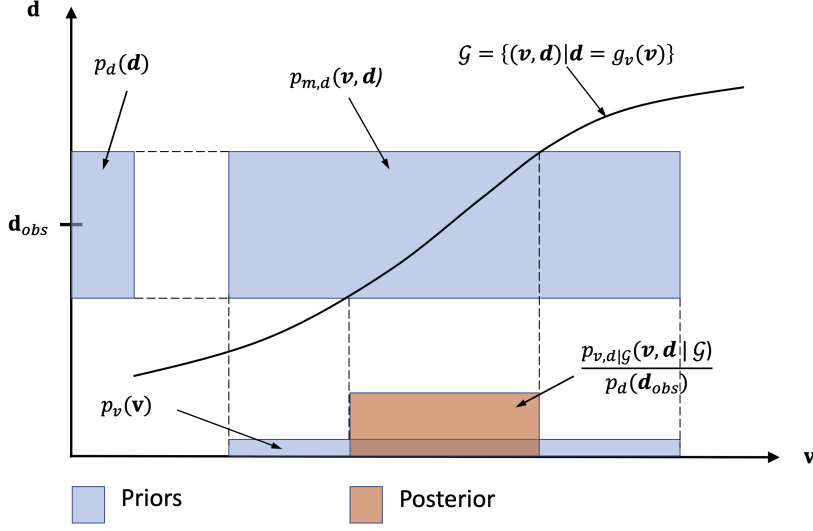


Figure 3: Bayesian inference in the special case where the data prior and the model prior are constant in an interval.

Hence, the transformed prior becomes:

$$p_s(\mathbf{s}) = |\det(\mathbf{J})|^{-1} p_m(\mathbf{v}(\mathbf{s})) \propto \begin{cases} s_1^{-2} s_2^{-2} & \text{for } (s_1, s_2) \in \mathcal{M}_s \\ 0 & \text{otherwise} \end{cases} \quad (11)$$

where  $\mathcal{M}_s = h(\mathcal{M}_v)$ . If, in the new parameterization, our forward relation is

$$\mathbf{d} = g_s(\mathbf{s}) ,$$

the transformed posterior probability density for  $\mathbf{s}$  is the joint prior on  $\mathcal{M}_s \times \mathcal{D}$ , conditioned on the manifold given by  $\mathbf{d} = g_s(\mathbf{s})$ , and normalized by  $p_d(\mathbf{d}_{obs})$ :

$$p_{s|d_{obs}}(\mathbf{s} | \mathbf{d}_{obs}) = \frac{p_{d,s}(\mathbf{d}, \mathbf{s} | \mathcal{G})}{p_d(\mathbf{d}_{obs})} \propto \begin{cases} s_1^{-2} s_2^{-2} & \text{for } g_s(s_1, s_2) \in \mathcal{D} \wedge (s_1, s_2) \in \mathcal{M}_s \\ 0 & \text{otherwise} \end{cases} \quad (12)$$

From (12) we can now - again - compute the posterior, conditioned on  $v_2 = v_1$ , or equivalently:  $s_1 = s_2$ , this time written as a function of  $\mathbf{s}$ . We obtain the 1-D density

$$p_{s_1|d}(s_1 | \mathbf{d}_{obs}) \propto \begin{cases} s_1^{-4} & \text{for } g_s(s_1, s_1) \in \mathcal{D} \wedge (s_1, s_1) \in \mathcal{M}_s \\ 0 & \text{otherwise} \end{cases} \quad (13)$$



Transforming this back to the velocity space gives (when formulated as a function of  $v_1$ ):

$$\begin{aligned}
p_{v_1|d}(v_1|\mathbf{d}_{obs}, v_2 = v_1) &= \left| \frac{dv_1}{ds_1} \right|^{-1} p_{s_1|d}(s_1|\mathbf{d}_{obs}) \\
&\propto \begin{cases} v_1^2 & \text{for } g_v(v_1, v_1) \in \mathcal{D} \wedge (v_1, v_1) \in \mathcal{M}_v \\ 0 & \text{otherwise} \end{cases} \quad (14)
\end{aligned}$$

which is in direct contradiction to expression (7).

What we saw here was the fallacy of using the intuitively straightforward, but incorrect notion of conditional probability density. The problem (*Kolmogorov*, 1933) is that our conditional probability is a density on a subspace with zero measure (zero probability) in the original, higher-dimensional space. Hence, one cannot simply assign values from the higher-dimensional density to the lower-dimensional density at co-located points.

If we try to remedy the problem of ill-defined conditionals by defining a density in the lower-dimensional space, say dimension  $M$ , as the limit of a sequence of densities in the  $N$ -dimensional space (approaching a density that is non-zero in the  $M$ -dimensional subspace, but zero in its complement  $N \setminus M$ ), we face the problem that there are infinitely many sequences available for this limiting process, and they lead to different conditional densities (*Mosegaard and Tarantola*, 2002).

## Acausality in hierarchical Bayesian inversion

Causality is apparent when considering that data are collected before they are used in an inversion, and when their uncertainty distributions are determined from laboratory/observational conditions (including repetitive observations of the same data) before inversion. The a priori independence of data uncertainties from the functional relation between observables and non-observables (the "forward function") is clearly seen from the fact that the same data can be used in different inversions, using different forward functions. Similarly, independence of the model prior from data and the forward function is clearly seen in optimal experimental design problems, where several experimental setups are used to study the same model structure. The model prior is the same in this case, but the forward function and the data are different. A priori data uncertainties cannot depend on what we will use it for at a later state, and prior information about model parameters is independent of the data we may choose to analyze from it now or in the future.

Consider an inverse problem where prior data and prior parameter uncertainty distributions are unknown. In a classical formulation of Bayesian inversion this would render the problem unsolvable, but the *hierarchical*

Bayesian approach (Casella, 1985; Gelman *et al.*, 1997) apparently offers a way out: Let  $\theta_p$  be parameter(s) defining the prior (e.g., means and standard deviations for a fixed family of distributions), and  $\lambda$  be parameter(s) defining the data/noise uncertainty (e.g., means and standard deviations). Hierarchical Bayes now uses on the following formulation of Bayes Theorem:

$$p_{m,\theta|d}(\mathbf{m}, \boldsymbol{\theta} | \mathbf{d}_{obs}) = \frac{p_{d|m,\boldsymbol{\theta}}(\mathbf{d} | \mathbf{m}, \boldsymbol{\theta}) p_{m|\boldsymbol{\theta}}(\mathbf{m} | \boldsymbol{\theta}) p_{\boldsymbol{\theta}}(\boldsymbol{\theta})}{p_d(\mathbf{d}_{obs})} = \frac{p_{d,m,\boldsymbol{\theta}}(g(\mathbf{m}), \mathbf{m}, \boldsymbol{\theta})}{p_d(\mathbf{d}_{obs})} \quad (15)$$

where  $p_{d,m,\boldsymbol{\theta}}$  is the joint prior,  $p_d$ ,  $p_{m|\boldsymbol{\theta}}$ ,  $p_{\boldsymbol{\theta}}$ ,  $p_{d|m,\boldsymbol{\theta}}$  and  $p_{m,\theta|d}$  are marginals and conditionals derived from  $p_{d,m,\boldsymbol{\theta}}$ , and  $\boldsymbol{\theta} = (\lambda, \delta)^T$ . Since  $\mathbf{d}$  is generally not directly dependent on  $\boldsymbol{\theta}$  (only through  $\mathbf{m}$ ), we could write  $p_{d|m,\boldsymbol{\theta}}(\mathbf{d} | \mathbf{m}, \boldsymbol{\theta}) = p_{d|m}(\mathbf{d} | \mathbf{m})$ .

In (15) we see that we have augmented the usual unknown parameters  $\mathbf{m}$  with *hyper-parameters*  $\boldsymbol{\theta}$ , parametrizing the prior distribution in the data space and in the parameter space. In cases where  $\boldsymbol{\theta}$  is unknown, this version of Bayes theorem offers a way to estimate them from the information in data and in the forward function.

This formulation of Bayesian inversion is based on the assumption that there exists a *true*, but unknown distribution  $p_{m|\boldsymbol{\theta}}(\mathbf{m} | \boldsymbol{\theta})$  belonging to a parameterized family of distributions which can take the role as prior in the calculation. The parameters  $\boldsymbol{\theta}$  defining this “prior” are themselves considered random with distributions (the so-called *hyper priors*) supplied by the analyst(s). The rationale behind the method is that, in the classical Bayes, the prior may be difficult to define by the user, and different users may suggest different priors and obtain different results. The thinking is therefore that there is a “randomness” in the population of analysts that can be modeled using the hyper-parameters, and if we can provide a prior distribution for the hyper-parameters, we can find their posterior distribution through Bayesian data analysis. In other words, the random population of analysts have an uncertain idea of the “true prior”, but this can be improved by introduction of data.

This basic assumption of Hierarchical Bayes contradicts our fundamental Assumption A (see the Introduction) that the prior is *input* to the calculation, originating from the analyst(s). It is true that there is a new (hyper) prior  $p_{\boldsymbol{\theta}}(\boldsymbol{\theta})$  to be provided by the analyst(s), but ironically, this prior is not about a physical parameter, and is therefore hardly informed by any empirical knowledge – or even intuition – as a regular prior on data or model parameters would be. It is important to realize that in classical Bayes, a regular prior in the parameter space is not an *true* distribution. Different analysts may well have different priors, and if we want to use all of them in our analysis, we must use probabilistic rules to combine them into one.

The above considerations may seem purely philosophical, but as we shall see now, the deviant assumptions in Hierarchical Bayes have concrete con-

sequences for the analysis.

### A simple example with hyper-parameters

We will here consider a simple version of the problem, where  $\mathbf{d}$  and  $\mathbf{m}$  are scalars ( $d, m$ ). We assume that the (partly) unknown priors of  $d$  and  $m$  are Gaussians with zero mean and unknown standard deviations  $\boldsymbol{\theta} = (\lambda, \delta)^T$ :

$$p_{d|\lambda} = \frac{1}{\lambda\sqrt{2\pi}} \exp\left(-\frac{1}{2} \frac{d^2}{\lambda^2}\right)$$

$$p_{m|\delta} = \frac{1}{\delta\sqrt{2\pi}} \exp\left(-\frac{1}{2} \frac{m^2}{\delta^2}\right)$$

Let us assume that the hyper priors  $\boldsymbol{\theta}$  are discrete distributions

$$p_\lambda(\lambda) = \begin{cases} \pi_\lambda & \text{for } \lambda = 1 \\ (1 - \pi_\lambda) & \text{for } \lambda = 2 \\ 0 & \text{otherwise} \end{cases}$$

$$p_\delta(\delta) = \begin{cases} \pi_\delta & \text{for } \delta = 1 \\ (1 - \pi_\delta) & \text{for } \delta = 2 \\ 0 & \text{otherwise} \end{cases}$$

for  $\pi_\lambda \in [0, 1]$ ,  $\pi_\delta \in [0, 1]$ , so that the problem is essentially about choosing the “best” (most likely) value of each hyper parameter. Hence, the joint prior is

$$p_{d,m,\lambda,\delta}(d, m, \lambda, \delta) = \begin{cases} \pi_\lambda \pi_\delta \frac{1}{2\pi} \exp\left(-\frac{1}{2} d^2\right) \exp\left(-\frac{1}{2} m^2\right) & \text{for } \lambda = 1, \delta = 1 \\ (1 - \pi_\lambda) \pi_\delta \frac{1}{4\pi} \exp\left(-\frac{1}{2} \frac{d^2}{4}\right) \exp\left(-\frac{1}{2} m^2\right) & \text{for } \lambda = 2, \delta = 1 \\ \pi_\lambda (1 - \pi_\delta) \frac{1}{4\pi} \exp\left(-\frac{1}{2} d^2\right) \exp\left(-\frac{1}{2} \frac{m^2}{4}\right) & \text{for } \lambda = 1, \delta = 2 \\ (1 - \pi_\lambda) (1 - \pi_\delta) \frac{1}{8\pi} \exp\left(-\frac{1}{2} \frac{d^2}{4}\right) \exp\left(-\frac{1}{2} \frac{m^2}{4}\right) & \text{for } \lambda = 2, \delta = 2 \\ 0 & \text{otherwise} \end{cases}$$

Let us furthermore assume that the problem is linear:

$$g(m) = k m$$

where  $k$  is a constant. Then the posterior becomes:

$$p_{d,m,\lambda,\delta}(g(m), m, \lambda, \delta) / p_d(d) =$$

$$\frac{1}{p_d(d_{obs})} \cdot \begin{cases} \pi_\lambda \pi_\delta \frac{1}{2\pi} \exp\left(-\frac{1}{2} (k^2 + 1) m^2\right) & \text{for } \lambda = 1, \delta = 1 \\ (1 - \pi_\lambda) \pi_\delta \frac{1}{4\pi} \exp\left(-\frac{1}{2} \left(\frac{k^2}{4} + 1\right) m^2\right) & \text{for } \lambda = 2, \delta = 1 \\ \pi_\lambda (1 - \pi_\delta) \frac{1}{4\pi} \exp\left(-\frac{1}{2} (k^2 + \frac{1}{4}) m^2\right) & \text{for } \lambda = 1, \delta = 2 \\ (1 - \pi_\lambda) (1 - \pi_\delta) \frac{1}{8\pi} \exp\left(-\frac{1}{2} \left(\frac{k^2}{4} + \frac{1}{4}\right) m^2\right) & \text{for } \lambda = 2, \delta = 2 \\ 0 & \text{otherwise} \end{cases}$$

The discrete marginal posterior for  $\boldsymbol{\theta} = (\lambda, \delta)$  is found by integrating over  $m$ :

$$p_{\lambda,\delta|d}(\lambda, \delta|d_{obs}) =$$

$$\frac{1}{p_d(d_{obs})} \cdot \begin{cases} \pi_\lambda \pi_\delta \frac{1}{2\pi} \sqrt{\frac{2\pi}{k^2+1}} & \text{for } \lambda = 1, \delta = 1 \\ (1 - \pi_\lambda) \pi_\delta \frac{1}{4\pi} \sqrt{\frac{8\pi}{k^2+4}} & \text{for } \lambda = 2, \delta = 1 \\ \pi_\lambda (1 - \pi_\delta) \frac{1}{4\pi} \sqrt{\frac{8\pi}{4k^2+1}} & \text{for } \lambda = 1, \delta = 2 \\ (1 - \pi_\lambda)(1 - \pi_\delta) \frac{1}{8\pi} \sqrt{\frac{8\pi}{k^2+1}} & \text{for } \lambda = 2, \delta = 2 \end{cases}$$

Summation over  $\delta$  gives the posterior marginals for the hyper parameters of the data prior:

$$p_{\lambda|d}(\lambda|d_{obs}) = \begin{cases} -\frac{\pi_\lambda((\pi_\delta-1)\sqrt{\frac{1}{4k^2+1}} - \pi_\delta\sqrt{\frac{1}{k^2+1}})}{\sqrt{2\pi}} & \text{for } \lambda = 1 \\ \frac{(\pi_\lambda-1)((\pi_\delta-1)\sqrt{\frac{1}{k^2+1}} - 2\pi_\delta\sqrt{\frac{1}{k^2+4}})}{2\sqrt{2\pi}} & \text{for } \lambda = 2 \end{cases}$$

and summation over  $\lambda$  gives the posterior marginals for the hyper parameters of the model prior:

$$p_{\delta|d}(\delta|d_{obs}) = \begin{cases} \frac{\pi_\delta(\sqrt{\frac{1}{k^2+4}}(1-\pi_\lambda) + \sqrt{\frac{1}{k^2+1}}\pi_\lambda)}{\sqrt{2\pi}} & \text{for } \delta = 1 \\ -\frac{(\pi_\delta-1)(\sqrt{\frac{1}{k^2+1}}(1-\pi_\lambda) + 2\sqrt{\frac{1}{4k^2+1}}\pi_\lambda)}{2\sqrt{2\pi}} & \text{for } \delta = 2 \end{cases}$$

We see here that the computed prior distributions of  $\lambda$  and  $\delta$  depend on the forward relation (through  $k$ ), in contradiction with the assumption that  $\lambda$  and  $\delta$  determine the *prior* distributions of noise and model parameters, respectively.

It is natural at this point to ask oneself the question: If we are not computing, for instance, the standard deviation  $\lambda$  of the noise, what is it that we are computing? A way of understanding this is the following: Hierarchical Bayes will favor a value of  $\theta$  that maximizes the integral of the posterior probability over the parameter space. As a simple illustration, see figure 4 showing data with Gaussian uncertainties with the observations as mean, and an unknown standard deviation. In this case the forward function is unable to give a good fit to the data, but hierarchical Bayes will find a data standard deviation that maximizes the integrated posterior over the parameter space. It is easy to see that such a maximum exist, but what does it mean? It is obviously a function of  $\mathbf{d}_{obs}$ , but will depend strongly on the forward function (and the parameter prior). So, given  $\mathbf{d}_{obs}$ , it measures how poorly the forward function is able to fit the data, and the result is entirely independent of the prior uncertainty of the data (observational noise).

Our conclusion is that  $\theta$  is a measure of the *modelization error*, rather than an estimate of observational noise.

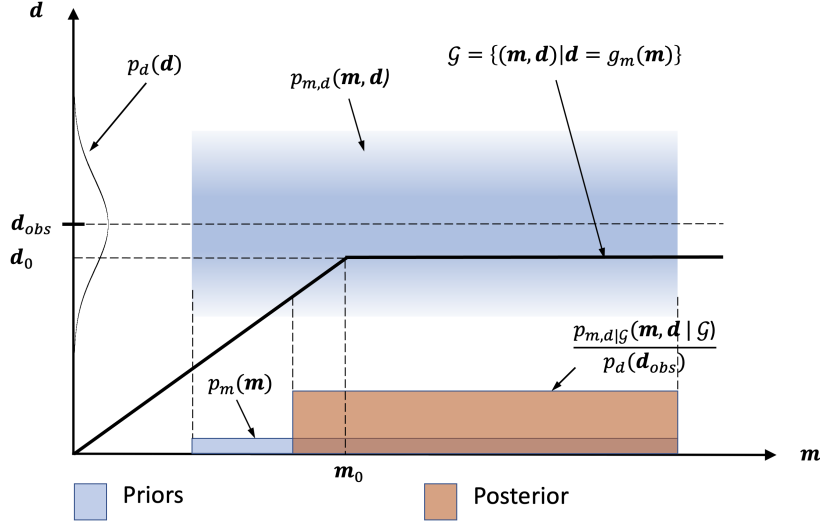


Figure 4: Bayesian inference in a case where the forward function is unable to fit the data. In this case, hierarchical Bayes will produce a standard deviation for the data that maximizes the integrated posterior probability over the model space.

## Trans-dimensional Bayesian inversion

A trans-dimensional inverse problem is one where the dimension of the parameter space is included in the set of unknown variables. It is usually formulated in the Bayesian framework (*Sambridge et al.*, 2006; *Sambridge et al.*, 2012), and its solutions can be analyzed using the MCMC sampling method named *Reversible Jump Monte Carlo* (*Green*, 1995; *Bodin and Sambridge*, 2005; *Sambridge et al.*, 2006; *Sambridge et al.*, 2012). Here, we will not examine this algorithm, which is a way of computing Bayesian solutions to the variable dimension problem, (see, e.g., *Sambridge et al.* (2006)), but instead address the basic formulation, which is expressed as a Bayesian model selection problem:

$$\begin{aligned}
 p_{m,k|d}(\mathbf{m}^{(k)}, k | \mathbf{d}) &= \frac{p_{d|m,k}(\mathbf{d} | \mathbf{m}^{(k)}, k) p_{m|k}(\mathbf{m}^{(k)} | k) p_k(k)}{p_d(\mathbf{d})} \\
 &= \frac{p_d(g_k(\mathbf{m}^{(k)})) p_{m|k}(\mathbf{m}^{(k)} | k) p_k(k)}{p_d(\mathbf{d})},
 \end{aligned} \tag{16}$$

Here,  $k$  is the (variable) dimension of the parameter space,  $\mathbf{m}^{(k)}$  is a model with  $k$  parameters, and  $p_d$ ,  $p_k$ ,  $p_{m|k}$ ,  $p_{m,k|d}$ , and  $p_{d|m,k}$  are marginals and conditionals derived from the joint prior probability  $p_{d,m,k}$ . We have also assumed that all the prior probability distributions  $p_d$ ,  $p_{m|k}$ , and  $p_k$  are independent. Here,  $p_d(g_k(\mathbf{m}^{(k)}))$  is the likelihood conditioned on  $k$ , and

$p_{m|k}(\mathbf{m}^{(k)}|k)$  is the prior, conditioned on  $k$ . In this context,  $p_d(\mathbf{d})$  is termed the *evidence*:

$$p_d(\mathbf{d}) = \sum_k p_d(\mathbf{d}|k) p_k(k) \quad (17)$$

where

$$p_d(\mathbf{d}|k) = \int_{\mathcal{M}} p_d(g_k(\mathbf{m}^{(k)})) p_{m|k}(\mathbf{m}^{(k)}|k) d\mathbf{m} . \quad (18)$$

The aim of trans-dimensional inversion is usually to compute the posterior probability distribution in the joint space of model parameters and space dimensions  $(\mathbf{m}^{(k)}, k)$ , allowing comparison of posterior probabilities, not only amongst models with the same dimension, but also across models with a different number of model parameters.  $\mathbf{m}^{(k)}$  for different values of  $k$  may even represent entirely different parameterizations, but in the following we will focus on the case where two parameterizations  $\mathbf{m}^{(k)}$  and  $\mathbf{m}^{(k+l)}$  (where  $k$  and  $l$  are integers) are identical in the first  $k$  parameters.

In this method it is claimed that the evidence  $p_d(\mathbf{d}|k)$  measures how well the hypothesis that our model has  $k$  parameters explains the data. A common measure of how favorable a hypothesis  $k_1$  is, compared to a hypothesis  $k_2$ , is the so-called *Bayes Factor*, the ratio of the evidences of  $k_1$  and  $k_2$ :

$$\frac{p_d(\mathbf{d}|k_1)}{p_d(\mathbf{d}|k_2)} . \quad (19)$$

Using Bayes Theorem we see that the Bayes Factor and the prior probabilities  $p_k(k)$  together gives the ratio of posterior probabilities of  $k$ :

$$\frac{p_{k|d}(k_1|\mathbf{d})}{p_{k|d}(k_2|\mathbf{d})} = \frac{p_d(\mathbf{d}|k_1) p_k(k_1)}{p_d(\mathbf{d}|k_2) p_k(k_2)} , \quad (20)$$

showing that the more Bayes Factor increases, the more we prefer  $k_1$  over  $k_2$  given the data  $\mathbf{d}$ .

It is clear that the evidence plays a key role in trans-dimensional inversion, since this is the factor that decides which models are favorable, and is responsible for the so-called *natural parsimony* (the postulate that if a low-dimensional model and a high-dimensional model have similar data fits, the low-dimensional model is the most probable). In the following we will show that the evidence is, in fact, *not* telling us how well a theory or parameterization predicts the data.

### An example with uniform distributions

As a concrete counterexample, let us consider a case where data  $\mathbf{d}$  consists of arrival times of signals following two straight-line rays, passing through a medium with  $k$  homogeneous blocks ( $k = 1, 2$ ), characterized by their wave speeds or their wave slowness (see figure (5)). Here, the forward relations

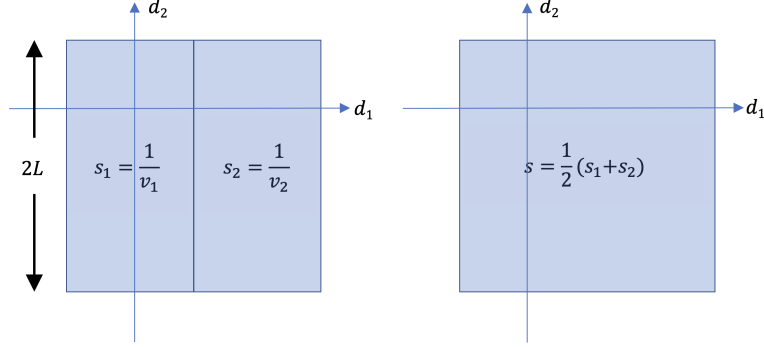


Figure 5: The simple tomographic example in two parameterizations: Left: with two model parameters (slownesses/velocities). Right: with only one parameter (an average slowness/velocity).

are

$$\begin{aligned} \mathbf{d} &= g_{s,1}(\mathbf{s}) = \begin{pmatrix} 2Ls \\ 2Ls \end{pmatrix} \\ \mathbf{d} &= g_{s,2}(\mathbf{s}) = \begin{pmatrix} L(s_1 + s_2) \\ 2Ls_1 \end{pmatrix} \end{aligned} \quad (21)$$

meaning that we have the choice between two blocks having individual slownesses,  $s_1$  and  $s_2$ , and one big block with slowness  $s$ , giving the same travel times along the rays through the medium. Assuming a constant prior for slownesses in the interval  $[s_{min}, s_{max}]$  for  $s$ ,  $s_1$  and  $s_2$  and a uniform prior (constant noise distribution) for the data in an interval  $\mathcal{D} = [d_{min,1}, d_{max,1}] \times [d_{min,2}, d_{max,2}]$  around the observed data  $\mathbf{d}^{obs}$ , we obtain the joint prior in the data/slowness/dimension space:

$$p_{d,s,k}(\mathbf{d}, \mathbf{s}^{(k)}, k) = p_{d,s|k}(\mathbf{d}, \mathbf{s}^{(k)}|k)p_k(k) = \begin{cases} \frac{1}{2}(s_{max} - s_{min})^{-1}|\mathcal{D}|^{-1} & \text{for } k = 1 \wedge s \in [s_{min}, s_{max}] \wedge \mathbf{d} \in \mathcal{D} \\ \frac{1}{2}(s_{max} - s_{min})^{-2}|\mathcal{D}|^{-1} & \text{for } k = 2 \wedge (s_1, s_2) \in [s_{min}, s_{max}]^2 \wedge \mathbf{d} \in \mathcal{D} \\ 0 & \text{otherwise} \end{cases} \quad (22)$$

where

$$|\mathcal{D}| = (d_{max,1} - d_{min,1})(d_{max,2} - d_{min,2}),$$

and  $p_k(k)$  is a uniform discrete distribution:  $p_k(1) = p_k(2) = 1/2$ .

The posterior distribution in the slowness/dimension space is now found by intersecting the distribution (22) with the linear manifolds defined by  $d_1 = 2Ls$  and  $d_2 = 2Ls$  (for  $k = 1$ ), and  $d_1 = L(s_1 + s_2)$  and  $d_2 = 2Ls_1$  for ( $k = 2$ ), and normalizing the resulting joint  $(\mathbf{s}, k)$  distribution. If the prior information does not contradict the data, that is,  $\mathcal{R}_k \supset \mathcal{L}_k$ , we obtain the posterior in the  $(s, k)$ -space (see also figure (6)):

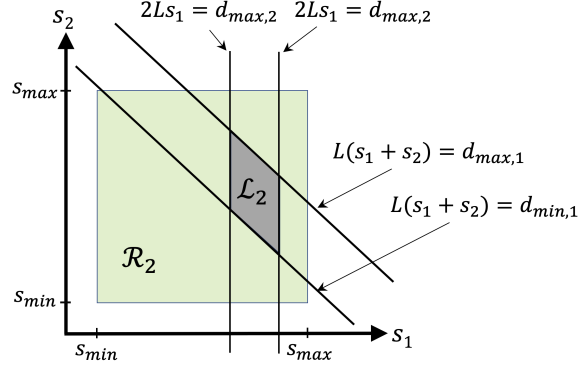


Figure 6: Graph showing the supports  $\mathcal{R}_2$  and  $\mathcal{L}_2$  of the constant prior and the constant likelihood, respectively, for our tomographic problem.

$$\begin{aligned}
 p_{s,k|d}(\mathbf{s}, k) &= K_{d,s,k} \cdot p_{d,s,k}(g_s(\mathbf{s}^{(k)}), \mathbf{s}^{(k)}, k) = \\
 &= \begin{cases} K_{d,s,k} \cdot \frac{1}{2}(s_{max} - s_{min})^{-1} |\mathcal{D}|^{-1} & \text{for } k = 1 \wedge s \in [s^{min}, s^{max}] \\
 & \wedge \mathbf{d} \in \mathcal{D} \wedge d_1 = 2Ls \wedge d_2 = 2Ls \\
 K_{d,s,k} \cdot \frac{1}{2}(s_{max} - s_{min})^{-2} |\mathcal{D}|^{-1} & \text{for } k = 2 \wedge (s_1, s_2) \in [s^{min}, s^{max}]^2 \\
 & \wedge \mathbf{d} \in \mathcal{D} \wedge d_1 = L(s_1 + s_2) \wedge d_2 = 2Ls_1 \\
 0 & \text{otherwise} \end{cases} \quad (23)
 \end{aligned}$$

$$= \begin{cases} K_{d,s,k} \cdot \frac{1}{2}(s_{max} - s_{min})^{-1} |\mathcal{D}|^{-1} & \text{for } k = 1 \wedge s \in [\frac{\hat{d}_{min}}{2L}, \frac{\hat{d}_{max}}{2L}] \\
 K_{d,s,k} \cdot \frac{1}{2}(s_{max} - s_{min})^{-2} |\mathcal{D}|^{-1} & \text{for } k = 2 \wedge (s_1, s_2) \in \mathcal{S} \\
 0 & \text{otherwise} \end{cases} \quad (24)$$

where  $\hat{d}_{min} = \max(d_{min,1}, d_{min,2})$ ,  $\hat{d}_{max} = \min(d_{max,1}, d_{max,2})$ ,  $K_{d,s,k}$  is a normalization constant, and

$$\mathcal{S} = \left\{ s_1, s_2 \left| d_{min,1} < L(s_1 + s_2) < d_{max,1} \wedge d_{min,1} < 2Ls_1 < d_{max,1} \right. \right\}. \quad (25)$$

The support of  $p_{s,k|d}(\mathbf{s}, 1)$  is an interval of length  $\frac{1}{2L}(\hat{d}_{max} - \hat{d}_{min})$ , and the support  $\mathcal{L}_2$  of  $p_{s,k|d}(\mathbf{s}, 2)$  has area

$$|\mathcal{L}_2| = \frac{1}{2L}(d_{max,1} - d_{min,1}) \cdot \frac{1}{L}(d_{max,1} - d_{min,1}) = \frac{1}{2L^2}(d_{max,1} - d_{min,1})^2.$$



The marginal posteriors over  $k$  are now found by integration:

$$\begin{aligned}
p_{k|d}(1) &= \int_{-\infty}^{\infty} p_{s,1|d}(s) ds \\
&= K_{d,s,k} \frac{1}{2} (s_{max} - s_{min})^{-1} |\mathcal{D}|^{-1} \cdot \frac{1}{2L} (\hat{d}_{max} - \hat{d}_{min}) \\
&= \frac{K_{d,s,k} (\hat{d}_{max} - \hat{d}_{min})}{4L(s_{max} - s_{min})|\mathcal{D}|}
\end{aligned} \tag{26}$$

$$\begin{aligned}
p_{k|d}(2) &= \int_{-\infty}^{\infty} \int_{-\infty}^{\infty} p_{s,2|d}(s_1, s_2, 2) ds_1 ds_2 \\
&= K_{d,s,k} \cdot \frac{1}{2} (s_{max} - s_{min})^{-2} |\mathcal{D}|^{-1} \cdot |\mathcal{L}_2| \\
&= K_{d,s,k} \cdot \frac{1}{2} (s_{max} - s_{min})^{-2} |\mathcal{D}|^{-1} \cdot \frac{1}{2L^2} (d_{max,1} - d_{min,1})^2 \\
&= \frac{K_{d,s,k} (d_{max,1} - d_{min,1})^2}{4L^2 (s_{max} - s_{min})^2 |\mathcal{D}|} .
\end{aligned} \tag{27}$$

resulting in the Bayes Factor:

$$\frac{p_{k|d}(2)}{p_{k|d}(1)} = \frac{(d_{max,1} - d_{min,1})^2}{L (s_{max} - s_{min}) (\hat{d}_{max} - \hat{d}_{min})} . \tag{28}$$

The above expression shows that, for any data  $\mathbf{d}_{obs}$ , and any data uncertainty interval  $\mathcal{D}$ , the Bayes Factor varies significantly with the prior (defined by  $s_{min}$  and  $s_{max}$ ), without changing the data fit and the posterior over the  $s$ -parameter space. In other words, the often-made statement that a "...study with the higher evidence corresponds to the more successful fitting of the data" is invalid. Furthermore, for large enough  $(s_{max} - s_{min})$ , the Bayes Factor is smaller than 1, favoring the hypothesis  $k = 1$ . But, assuming that we have labeled the data so that  $d_1$  has the largest uncertainty interval  $[d_{min,1}, d_{max,1}]$  and chosen our prior so that  $L(s_{max} - s_{min}) = (d_{max,1} - d_{min,1})$ , the fact that  $(\hat{d}_{max} - \hat{d}_{min}) < (d_{max,1} - d_{min,1})$  for non-identical observations shows that, for this prior, the Bayes Factor is larger than 1, favoring the hypothesis  $k = 2$ . In other words, it is possible with two different priors to obtain the exact same data fit and exactly the same posterior, but two different "preferred" hypotheses about the number of layers. This example contradicts the idea that there exist a "natural parsimony" in solutions from trans-dimensional inversion.

## An example with Gaussian distributions

Let us again analyze the case from the previous section, but this time with a Gaussian prior for the slowness with mean 0 and standard deviation  $\sigma_s$ , and Gaussian noise on the data with mean 0 and standard deviation  $\sigma_d$ . The forward relations remain the same. Under the above assumptions we obtain the joint prior:

$$p_{d,s,k}(\mathbf{d}, \mathbf{s}^{(k)}, k) = p_{d,s,k}(\mathbf{d}, \mathbf{s}^{(k)}|k)p_k(k) =$$

$$\begin{cases} \frac{1}{2} \cdot \frac{1}{2\pi\sqrt{2\pi}\sigma_d^2\sigma_s^2} \exp\left(-\frac{1}{2}\left(\frac{d_1^2+d_2^2}{\sigma_d^2} + \frac{s^2}{\sigma_s^2}\right)\right) & \text{for } k = 1 \\ \frac{1}{2} \cdot \frac{1}{4\pi^2\sigma_d^2\sigma_s^2} \exp\left(-\frac{1}{2}\left(\frac{d_1^2+d_2^2}{\sigma_d^2} + \frac{s_1^2+s_2^2}{\sigma_s^2}\right)\right) & \text{for } k = 2 \\ 0 & \text{otherwise} \end{cases} \quad (29)$$

where  $p_k(k)$  is a uniform discrete distribution with  $p_k(1) = p_k(2) = \frac{1}{2}$ . From this we obtain the posterior in the  $(s, k)$ -space:

$$p_{s,k|d}(\mathbf{s}, k) = K_{d,s,k} \cdot p_{d,s,k}(g_s(\mathbf{s}^{(k)}), \mathbf{s}^{(k)}, k) =$$

$$= \begin{cases} \frac{1}{2} \cdot \frac{K_{d,s,k}}{2\pi\sqrt{2\pi}\sigma_d^2\sigma_s^2} \exp\left(-\frac{1}{2}\left(\frac{8L^2s^2}{\sigma_d^2} + \frac{s^2}{\sigma_s^2}\right)\right) & \text{for } k = 1 \\ \frac{1}{2} \cdot \frac{K_{d,s,k}}{4\pi^2\sigma_d^2\sigma_s^2} \exp\left(-\frac{1}{2}\left(\frac{L^2(s_1+s_2)^2+4L^2s_1^2}{\sigma_d^2} + \frac{s_1^2+s_2^2}{\sigma_s^2}\right)\right) & \text{for } k = 2 \\ 0 & \text{otherwise} \end{cases} \quad (30)$$

where  $K_{d,s,k}$  is a normalization constant:

$$K_{d,s,k} = \left( \sum_{k=1}^2 \int_{-\infty}^{\infty} p_{\mathbf{d},\mathbf{s},k}(g_s(\mathbf{s}^{(k)}), \mathbf{s}^{(k)}, k) d\mathbf{s}^{(k)} \right)^{-1}.$$

The marginal posterior for  $k$  is now found by integrating over  $s$  (for  $k = 1$ ) and  $(s_1, s_2)$  (for  $k = 2$ ). Choosing  $L$  as the length unit ( $L = 1$ ) we get:

$$p_{k|d}(k) = \begin{cases} \frac{K}{4\pi\sigma_d\sqrt{\sigma_d^2+8\sigma_s^2}} & \text{for } k = 1 \\ \frac{K}{4\pi\sigma_d^2\sigma_s^2\sqrt{\frac{4}{\sigma_d^4}+\frac{6}{\sigma_d^2\sigma_s^2}+\frac{1}{\sigma_s^4}}} & \text{for } k = 2 \\ 0 & \text{otherwise} \end{cases} \quad (31)$$

and the resulting Bayes factor is:

$$B = \sigma_d \sqrt{\frac{\sigma_d^2 + 8\sigma_s^2}{\sigma_d^4 + 6\sigma_d^2\sigma_s^2 + 4\sigma_s^4}}. \quad (32)$$

Figure (7) shows that the Bayes factor  $B$  in this example is highly dependent on the standard deviation of the prior: Again, as in the example in the previous section, for a "broad enough" prior, the Bayes Factor is smaller than 1, favoring the hypothesis  $k = 1$  and contradicting the idea of "natural parsimony".

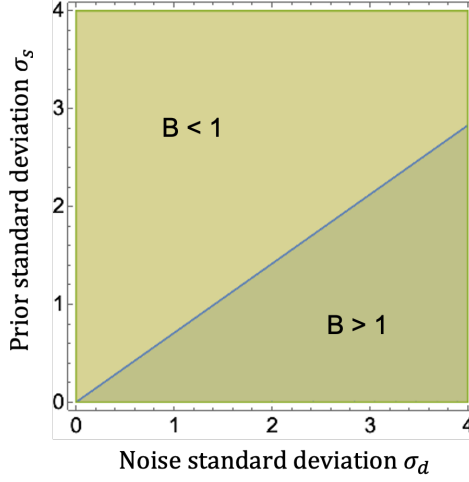


Figure 7: Graph showing regions where the bayes factor  $B$  in the Gaussian example is larger than 1 and smaller than 1 in the  $(\sigma_d, \sigma_s)$ -space.

### Can the evidence be redefined to avoid bias from the prior?

From the examples above we saw the important role that prior information plays in calculation of the evidence, and therefore in trans-dimensional solutions. It is therefore natural to look for modifications that would remove the prior bias and restore the validity of the statement that a higher evidence corresponds to the more successful fitting of the data. A straightforward idea would be to define a pure 'likelihood evidence' where the prior is left out of the integral:

$$\tilde{p}_d(\mathbf{d}) = \sum_k \tilde{p}_d(\mathbf{d}|k) p_k(k) \quad (33)$$

where

$$\tilde{p}_d(\mathbf{d}|k) = \int_{\mathcal{M}} p_d(g_k(\mathbf{m}^{(k)})) d\mathbf{m} . \quad (34)$$

However, this runs into a problem with the physical dimension which is not present in the standard definition of the evidence: With the above definition, and for an  $N$ -dimensional data space,  $\tilde{p}_d(\mathbf{d}|k)$  will have the physical dimension:

$$[\mathbf{d}]^{-N} \cdot \prod_{k=1}^M [m_k]$$

where  $[\mathbf{d}]$  is the physical dimension of data,  $[m_k]$  is the physical dimension of the  $k$ 'th model parameter, and  $M$  is the dimension of the parameter space. This is in contrast to the regular evidence, which has physical dimension  $[\mathbf{d}]^{-N}$ , because model parameter dimensions are cancelled by the prior which

has dimension

$$\left( \prod_{k=1}^M [m_k] \right)^{-1}.$$

Standard Bayes factors are dimensionless (ratios of evidences, both having dimension  $[\mathbf{d}]^{-N}$ ), but 'Bayes Factors' calculated from the above considered likelihood evidences would have a physical unit when comparing results from parameter spaces of different dimensions. This means that they would not be invariant under re-parameterization (their values would change with the physical units used), and hence they would violate our basic assumption B.

## Discussion and Conclusions

This study leads us to conclude that careful rethinking of Bayesian inversion practices is required.

As far as the Borel-Kolmogorov inconsistency is concerned, the only currently available formulation of probabilistic inversion that evades this problem is the method of *Tarantola and Valette* (1982). In this method, the non-uniqueness in the definition of conditional probability density is removed by representing the forward relation, not as a function defining a lower-dimensional manifold in the joint data-parameter space, but as a probability density. This means, however, that a new problem appears, namely the problem of defining this density. This has been discussed to some extent in the literature (see, e.g., *Hansen et al.* (2014)), but is still not fully resolved.

Assuming the Borel-Kolmogorov inconsistency can be removed in a satisfactory way, this study still points a problems in two of the most popular model selection methods: Hierarchical Bayes and Trans-Dimensional Inversion. We need not abandon these methods, but we need to clarify the results they produce. In Hierarchical Bayes there is a need for clarification of the significance of the relation between the (posterior) "true prior" that is found by the method, and the regular priors used in classical Bayes. A distinction between these distributions is important for the many applications of Hierarchical Bayes in data inversion.

In Trans-dimensional Inversion we pointed at the role of the prior in model selection. To our knowledge, this role has not been discussed in the literature. Instead, the insufficient idea of "natural parsimony" has been promoted, probably because it appears to be related to the celebrated "Occam's Razor" known from deterministic methods. In our opinion, we need a more careful study of the conditions under which low-dimensional model spaces are favorable, including the role of the prior in this matter.

## References

- Bayes, Thomas and Price, Richard (1763). An Essay towards solving a Problem in the Doctrine of Chance. By the late Rev. Mr. Bayes, communicated by Mr. Price, in a letter to John Canton, A. M. F. R. S. Philosophical Transactions of the Royal Society of London. 53: 370–418.
- C.M. Bishop (2011). Pattern Recognition and Machine Learning. Oxford University Press ISBN 0-19-853864-2
- Bernardo, J. & Smith, A. (2000). Bayesian Theory. 10.2307/2983298.
- Bertrand, J. 1889. Calculs des Probabilités. Paris: Gauthier-Villars.
- Bodin, T. and Sambridge, M., 2005. Seismic tomography with the reversible jump algorithm. Geophys. J. Int. (2009) 178, 1411–1436. doi: 10.1111/j.1365-246X.2009.04226.x
- Borel, E. 1909/1956. Elements of the Theory of Probability. Trans. J. Freund. Englewood Cliffs: Prentice-Hall.
- Bunge, M. (1959). Causality: the place of the causal principle in modern science. Cambridge: Harvard University Press.
- Casella, G., 1985. An introduction to empirical Bayes data analysis. The American Statistician, 39:83–87, 1985.
- de Finetti, B. (1970/1974). Teoria delle Probabilita 1. Turin: Einaudi. English translation as Theory of Probability 1 in 1974, Chichester: Wiley.
- de Finetti, B. (1970/1975). Teoria delle Probabilita 2. Turin: Einaudi. English translation as Theory of Probability 2 in 1975, Chichester: Wiley.
- Einstein, A. The foundation of the general theory of relativity. Annalen der Physik, 49(7):769–822, 1916
- Gelman, A., Carlin, J.B., Stern, H.S., and Rubin, D.B, 1997. Bayesian Data Analysis. Chapman & Hall, 1997.
- Green, C. (2003). The Lost Cause: Causation and the Mind–Body Problem. Oxford: Oxford Forum. ISBN 0-9536772-1-4.
- Green, P.J., 1995. Biometrika, Vol. 82, No. 4. (Dec., 1995), pp. 711–732.
- Hansen, T.M., Cordua, K.S., Jacobsen, B.H., and Mosegaard, K., 2014. Accounting for imperfect forward models in geophysical inverse problems - exemplified for cross hole tomography: Geophysics 79 (3), H1–H21, 2014.

- Jaynes, E.T., 1984. Bayesian Methods: General Background. *In: Maximum Entropy and Bayesian Methods in Applied Statistics*. Proceedings of the Fourth Maximum Entropy Workshop University of Calgary, 1984. Edited by James H. Justice.
- Jeffreys, H., 1946. An invariant form for the prior probability in estimation problems: Proceedings of the Royal Society of London. Series A. Mathematical and Physical Sciences, 186(1007), 453-461.
- Kolmogorov, A. N. 1933/1956. Foundations of the Theory of Probability. 2nd English ed. Trans. N. Morrison. New York: Chelsea.
- Laplace, P. S. (1774/1986). Mémoire sur la probabilité des causes par les événements. Mem. Acad. Sci. Paris 6. 621-656. English translation in 1986 as "Memoir on the probability of the causes of events", with an introduction by S. M. Stigler. Statist. Sci. 1. 359-378.
- Malinverno, A., and Briggs, V.A., 2004. Expanded uncertainty quantification in inverse problems: Hierarchical Bayes and empirical Bayes: Geophysics, Vol. 69, No. 4 (July-August 2004); P. 1005–1016, 10.1190/1.1778243
- Mosegaard, K., and Tarantola, A., 2002. Probabilistic Approach to Inverse Problems: Chapter for the International Handbook of Earthquake and Engineering Seismology p 237-265. Academic Press, ISBN 0-12-440652-1. Published for the International Association of Seismology and Physics of the Earth Interior (IASPEI).
- Norton, J.D. (1993). "General covariance and the foundations of general relativity: eight decades of dispute" (PDF). Reports on Progress in Physics. IOP Publishing. 56 (7): 791–858. Bibcode:1993RPPh...56..791N. doi:10.1088/0034-4885/56/7/001. S2CID 250902085
- Sambridge, M., Gallagher, K., Jackson, A., and Rickwood, P., 2006. Trans-dimensional inverse problems, model comparison and the evidence: Geophys. J. Int. (2006) 167, 528–542 doi: 10.1111/j.1365-246X.2006.03155.x
- Sambridge, M., Bodin, T., Gallagher, K., and Tkalcic, H., 2012. Trans-dimensional inference in the geosciences: Phil. Trans. R. Soc. A 2013 371, 20110547, published 31 December 2012
- Shiffrin, R.M., Leeb, M.D., Kima, W., Wagenmakers, E.-J., 2008. A Survey of Model Evaluation Approaches With a Tutorial on Hierarchical Bayesian Methods: Cognitive Science 32 (2008) 1248–1284. DOI: 10.1080/03640210802414826.
- Tarantola, A., and Valette, B., 1982. Inverse problems = Quest for information: J. Geophys. 50, p 159–70, B7, p 12431-12447.