

Constraints on interacting dark energy revisited: implications for the Hubble tension

Gabriel A. Hoerning,^{1,*} Ricardo G. Landim,^{2,3,†} Luiza O. Ponte,¹
 Raphael P. Rolim,¹ Filipe B. Abdalla,^{1,4,5} and Elcio Abdalla¹

¹*Instituto de Física, Universidade de São Paulo
 Rua do Matão, 1371, Butantã, CEP 05508-090, São Paulo, SP, Brazil*

²*Institute of Cosmology and Gravitation, University of Portsmouth
 Dennis Sciama Building, Portsmouth PO1 3FX, United Kingdom*

³*Technische Universität München, Physik-Department T70,
 James-Frank-Strasse 1, 85748, Garching, Germany*

⁴*University College London, Gower Street, London, WC1E 6BT, UK*

⁵*Department of Physics and Electronics, Rhodes University,
 PO Box 94, Grahamstown, 6140, South Africa*

(Dated: September 22, 2023)

In this paper, we have revisited a class of coupled dark energy models where dark energy interacts with dark matter via phenomenological interactions. We included correction terms on the perturbation equations taking into account the perturbation of the Hubble rate, which was absent in previous works. We also consider more recent data sets such as cosmic microwave background (CMB) anisotropies from *Planck* 2018, type I-a supernovae (SNIa) measurements from Pantheon+ and data from baryon acoustic oscillations (BAO), and redshift space distortions (RSD). One of the models presents a strong incompatibility when different cosmological datasets are used. We analyzed the influence of the SH0ES Cepheid host distances on the results and, although for one model the discrepancy of H_0 is reduced to 1.3σ when compared to Λ CDM and 4.6σ when compared to the SH0ES team, joint analysis is incompatible. Including BAO with RSD shows incompatibility with SH0ES for all models considered here. We performed a model comparison, but there is no clear preference for interacting dark energy over Λ CDM ($|\Delta\chi^2| < 1$ for all the models for joint analysis CMB+BAO+RSD+SNIa). We conclude that the models of interactions in the dark sector considered in this paper are not flexible enough to fit all the cosmological data including values of H_0 from SH0ES in a statistically acceptable way, either the models would need to be modified to include further flexibility of predictions or that there remains a tension in this coupled dark energy paradigm.

I. INTRODUCTION

The lack of a satisfactory theoretical explanation for the nature of the cosmological constant, used as the standard candidate for the late time accelerated expansion of the Universe [1], added to the existing tensions in the Λ -Cold Dark Matter (Λ CDM) model, such as the Hubble tension [2–5], makes room for alternative explanations of Dark Energy (DE). There has been a plethora of alternative candidates to explain the cosmic acceleration, such as scalar and vector fields [6], metastable DE [7], holographic DE [8], models using extra dimensions [9], alternative fluids [10, 11], etc. Among the many possibilities, interacting DE (IDE) [12–16] can help alleviating the coincidence problem [17] and the Hubble tension [18, 19].

The interaction between Dark Matter (DM) and DE has been vastly explored in the literature, using different forms for the interaction. While the main aim is to have a canonical Field theory description of the Dark Sector, it is still far from reach. A full description should include

gravity, thus non-renormalizability is a severe constraint and possibly has to go through the construction of quantum gravity [20] (see also [21]).

A sub-class of IDE consists of an interaction at the background level proportional to a weighted sum of the energy densities of DM and DE ($Q = H(\lambda_1\rho_{\text{dm}} + \lambda_2\rho_{\text{de}})$ – see [13] for a review). Latest constraints on the coupling constants were presented in [16], using *Planck* 2015, while forecasts on such models have been produced for several upcoming observational programs [22].

Although such kernels for IDE have been widely investigated, none of the previous works took into account the perturbation of the Hubble rate in the perturbation equations. A similar situation occurred in works that assumed another form for the coupling ($Q^\mu = \xi H\rho_{\text{de}}u^\mu$ [23]), until the authors in [24] identified the neglected term from the Hubble rate and corrected the perturbation equations. However, such a correction has not been done yet for the interaction considered here. The presence of the perturbation of the Hubble rate is required by gauge invariance although one may simply guess that there is no physical reason to ignore such a term since the perturbation of the product of two variables acts as a chain rule.

In addition to the correction of the perturbation equations, we use more recent cosmological data sets than the ones assumed in [16] to constrain the models, in-

* ghoerning@usp.br; these two authors contributed equally.

† ricardo.landim@port.ac.uk; these two authors contributed equally.

cluding cosmic microwave background (CMB) anisotropy measurements from *Planck* 2018 [25], type I-a supernovae (SNIa) from Pantheon+ [26], data from baryon acoustic oscillations (BAO) and redshift space distortions (RSD). Additionally, we performed some analysis using the SH0ES Cepheid host distance anchors in the likelihood [R22; 3], aiming to investigate whether or not these models can alleviate the Hubble tension. The tension arises from the 5σ discrepancy between the value of H_0 obtained by *Planck* (67.4 ± 0.5 km/s/Mpc) [2] and that derived from the SH0ES team (73.04 ± 1.04 km/s/Mpc).

After a detailed analysis of the different kernels, we obtained more stringent constraints on these IDE models, however for one model the 2D contours do not overlap when the combination of datasets CMB, BAO, RSD, and SNIa is taken into account. After calculating the evidence, we obtained that there is no strong preference for IDE models over Λ CDM. We found that a discrepancy of the H_0 ($68.11_{-0.22}^{+0.21}$ km/s/Mpc) for one of the models of 1.3σ compared to Λ CDM and 4.6σ compared to R22.

This paper is organized in the following manner. Sec. II presents the models and the background and perturbation equations. In Sec. III we show the cosmological datasets used and the results. Sec. IV is reserved for conclusions. We use Natural units ($c = \hbar = 1$) throughout the text.

II. INTERACTING DARK ENERGY MODELS

Interaction in the dark sector can be a complex and difficult issue. We assume here that both DE and DM are described by ideal fluids – thus a non-Lagrangian description. In that case, with an interaction between DE and DM the energy-momentum tensor of each component is no longer individually conserved, but both tensors satisfy

$$\nabla_\mu T_{(i)}^{\mu\nu} = Q_{(i)}^\nu, \quad (1)$$

where the index i represents either the DM component (with index ‘dm’) or the DE component (with index ‘de’). The four-vector $Q_{(i)}^\nu$ regulates the flux between the two

species of the dark sector and due to the Bianchi identities, the total energy-momentum tensor should be conserved, implying that $Q_{\text{dm}}^\nu = -Q_{\text{de}}^\nu$. Many different phenomenological couplings Q^ν have been used in the literature. Here we restrict to the class of models where the interaction is present only in the zeroth component of the coupling vector, i.e., $Q_{\text{dm,de}}^i = 0$.

Assuming a Friedmann-Lemaître-Robertson-Walker metric, the continuity equations for DE and DM are

$$\dot{\rho}_{\text{dm}} + 3\mathcal{H}\rho_{\text{dm}} = a^2 Q_{\text{dm}}^0 = aQ, \quad (2)$$

$$\dot{\rho}_{\text{de}} + 3\mathcal{H}(1+w)\rho_{\text{de}} = a^2 Q_{\text{de}}^0 = -aQ, \quad (3)$$

where w is a constant DE equation of state, a dot represents a conformal time derivative, $\mathcal{H} = aH$ is the Hubble rate for the conformal time and we assume the interaction to be given by $Q = H(\lambda_1\rho_{\text{dm}} + \lambda_2\rho_{\text{de}})$ [27]. A positive Q corresponds to DE being transformed into DM (as in the case of the alleviation of the coincidence problem in [17]), while negative Q means the transformation in the opposite direction.

Considering the usual three different choices for the coupling constants ($\{\lambda_1 \neq 0, \lambda_2 = 0\}$, $\{\lambda_1 = 0, \lambda_2 \neq 0\}$, $\{\lambda_1 = \lambda_2 \equiv \lambda\}$) it is possible to find analytic solutions for the continuity equations above. For $\lambda_1 \neq 0, \lambda_2 = 0$ we have

$$\rho_{\text{dm}} = \rho_{\text{dm},0} a^{-3(1+w_1^{\text{eff}})}, \quad (4)$$

$$\rho_{\text{de}} = \rho_{\text{de},0} a^{-3(1+w)} + \lambda_1 \frac{\rho_{\text{dm},0} a^{-3(1+w)}}{3(w-w_1^{\text{eff}})} \left[1 - a^{3(w-w_1^{\text{eff}})} \right], \quad (5)$$

where $w_1^{\text{eff}} = -\lambda_1/3$.

For $\lambda_1 = 0, \lambda_2 \neq 0$ the solutions are [19]

$$\rho_{\text{dm}} = \rho_{\text{dm},0} a^{-3} + \lambda_2 \frac{\rho_{\text{de},0} a^{-3}}{3w_2^{\text{eff}}} \left[1 - a^{-3w_2^{\text{eff}}} \right], \quad (6)$$

$$\rho_{\text{de}} = \rho_{\text{de},0} a^{-3(1+w_2^{\text{eff}})}, \quad (7)$$

where $w_2^{\text{eff}} = w + \lambda_2/3$.

The solution for the case $\lambda_1 = \lambda_2 \equiv \lambda$ is [17]

$$\rho_{\text{dm}} = w_{\text{eff}}^{-1} \left\{ \left[\left(1 + w + \frac{\lambda}{3} \right) \rho_{\text{dm},0} + \frac{\lambda}{3} \rho_{\text{de},0} \right] (a^{S^-} - a^{S^+}) + \rho_{\text{dm},0} (S_- a^{S^-} - S_+ a^{S^+}) \right\}, \quad (8)$$

$$\rho_{\text{de}} = w_{\text{eff}}^{-1} \left\{ \left[\frac{\lambda}{3} \rho_{\text{dm},0} - \left(1 - \frac{\lambda}{3} \right) \rho_{\text{de},0} \right] (a^{S^+} - a^{S^-}) + \rho_{\text{de},0} (S_- a^{S^-} - S_+ a^{S^+}) \right\}, \quad (9)$$

where $w_{\text{eff}} = (w^2 + 4\lambda w/3)^{1/2}$ and $S_\pm = -(1+w/2) \mp w_{\text{eff}}/2$.

An advantage of the IDE models is that the coincidence problem can be alleviated. When the interaction is either proportional to ρ_{dm} or $\rho_{\text{dm}} + \rho_{\text{de}}$, the ratio $\rho_{\text{dm}}/\rho_{\text{de}}$

reaches a plateau for very high or very low redshifts. Therefore, for these models, the ratio is practically constant. One can then use the continuity equations for DM and DE to obtain the solutions of the equation $\dot{r} = 0$, where $r \equiv \rho_{\text{dm}}/\rho_{\text{de}}$. The two solutions are [27]

$$\lambda_1 r_+ = -\frac{3}{2} \left(w + \frac{\lambda_1}{3} + \frac{\lambda_2}{3} \right) + \frac{3}{2} \sqrt{w^2 + \frac{2}{3} w (\lambda_1 + \lambda_2) + \frac{1}{9} (\lambda_1 - \lambda_2)^2}, \quad (10)$$

$$\lambda_1 r_- = -\frac{3}{2} \left(w + \frac{\lambda_1}{3} + \frac{\lambda_2}{3} \right) - \frac{3}{2} \sqrt{w^2 + \frac{2}{3} w (\lambda_1 + \lambda_2) + \frac{1}{9} (\lambda_1 - \lambda_2)^2}. \quad (11)$$

These equations will be useful later.

The linear order perturbation equations for DM and

DE can be found using the gauge-invariant equations presented in [23, 24, 28]. In the synchronous gauge, they are

$$\dot{\delta}_{\text{dm}} = -\theta_{\text{dm}} - \frac{\dot{h}}{2} + \mathcal{H} \lambda_2 \frac{\rho_{\text{de}}}{\rho_{\text{dm}}} (\delta_{\text{de}} - \delta_{\text{dm}}) + \left(\lambda_1 + \lambda_2 \frac{\rho_{\text{de}}}{\rho_{\text{dm}}} \right) \left(\frac{k v_T}{3} + \frac{\dot{h}}{6} \right), \quad (12)$$

$$\dot{\theta}_{\text{dm}} = -\mathcal{H} \theta_{\text{dm}} - \left(\lambda_1 + \lambda_2 \frac{\rho_{\text{de}}}{\rho_{\text{dm}}} \right) \mathcal{H} \theta_{\text{dm}}, \quad (13)$$

$$\begin{aligned} \dot{\delta}_{\text{de}} = & -(1+w) \left(\theta_{\text{de}} + \frac{\dot{h}}{2} \right) - 3\mathcal{H}(1-w) \delta_{\text{de}} + \mathcal{H} \lambda_1 \frac{\rho_{\text{dm}}}{\rho_{\text{de}}} (\delta_{\text{de}} - \delta_{\text{dm}}) \\ & - 3\mathcal{H}(1-w) \left[3(1+w) + \lambda_1 \frac{\rho_{\text{dm}}}{\rho_{\text{de}}} + \lambda_2 \right] \frac{\mathcal{H} \theta_{\text{de}}}{k^2} - \left(\lambda_1 \frac{\rho_{\text{dm}}}{\rho_{\text{de}}} + \lambda_2 \right) \left(\frac{k v_T}{3} + \frac{\dot{h}}{6} \right), \end{aligned} \quad (14)$$

$$\dot{\theta}_{\text{de}} = 2\mathcal{H} \theta_{\text{de}} \left[1 + \frac{1}{1+w} \left(\lambda_1 \frac{\rho_{\text{dm}}}{\rho_{\text{de}}} + \lambda_2 \right) \right] + \frac{k^2}{1+w} \delta_{\text{de}}, \quad (15)$$

where the DE effective sound speed is set to one, the adiabatic sound speed is set to be w and the center of mass velocity for the total fluid v_T is defined as [24]

$$(1+w_T) v_T = \sum_a (1+w_a) \Omega_a v_a. \quad (16)$$

There is an extra term in the equations for the density contrasts (12) and (14) due to the perturbation of the Hubble rate δH , which was absent in all previous works in the literature that considered the assumed phenomenological interaction (see e.g. [16, 27]).

The adiabatic initial conditions for DM and DE in the synchronous gauge are given by [27, 29]

$$\delta_{\text{de}}^{(i)} = \frac{3}{4} \delta_r^{(i)} \left(1 + w + \frac{\lambda_1}{3} r + \frac{\lambda_2}{3} \right), \quad (17)$$

$$\delta_{\text{dm}}^{(i)} = \frac{3}{4} \delta_r^{(i)} \left(1 - \frac{\lambda_1}{3} - \frac{\lambda_2}{3} \frac{1}{r} \right), \quad (18)$$

$$v_{\text{de}}^{(i)} = v_r^{(i)}, \quad (19)$$

where the index ‘r’ represents radiation, while for the other species, they remain the same as in Λ CDM. The residual freedom of the synchronous gauge is fixed by choosing a comoving frame such that the DM velocity is zero. These initial conditions can be simplified by noticing that in the early Universe either the ratio $\rho_{\text{dm}}/\rho_{\text{de}}$ is constant (for interactions $\propto \rho_{\text{dm}}$ or $\propto \rho_{\text{dm}} + \rho_{\text{de}}$) or

$\rho_{\text{de}}/\rho_{\text{dm}} \approx 0$ (for $Q \propto \rho_{\text{de}}$) [17, 27]. Using Eqs. (10) and (11) the initial conditions become, for $Q \propto \rho_{\text{dm}}$

$$\delta_{\text{de}}^{(i)} = \delta_{\text{dm}}^{(i)} = \frac{3}{4} \delta_r^{(i)} \left(1 - \frac{\lambda_1}{3} \right), \quad (20)$$

while for $Q \propto \rho_{\text{de}}$ we have

$$\delta_{\text{de}}^{(i)} = \frac{3}{4} \delta_r^{(i)} \left(1 + w + \frac{\lambda_2}{3} \right), \quad (21)$$

$$\delta_{\text{dm}}^{(i)} = \frac{3}{4} \delta_r^{(i)}. \quad (22)$$

The initial conditions for $Q \propto \rho_{\text{dm}} + \rho_{\text{de}}$ remain the ones in Eqs. (17) and (18) with r given by Eq. (10) and $\lambda_1 = \lambda_2$.

In order to avoid complex or negative energy densities and early or late time instabilities, the couplings and the equation of state for DE should be restricted to the values presented in Table I [16, 27, 30]. Although the phantom behavior might be problematic because it leads to an increasing energy density in some cases, or to an inconsistent relativistic energy-momentum relation, if one uses a scalar field with the opposite sign kinetic term, we leave the equation of state free to reach values smaller than -1 for the sake of completeness.

TABLE I. Stability conditions for the different models analyzed in the present work.

Model	Q	Equation of state	Constraints
I	$\lambda_2 H \rho_{\text{de}}$	$w \neq -1$	$\lambda_2 < -w$
II	$\lambda_1 H \rho_{\text{dm}}$	$w < -1$	$0 \leq \lambda_1 < -3w$
III	$\lambda H(\rho_{\text{dm}} + \rho_{\text{de}})$	$w < -1$	$0 \leq \lambda \leq -3w/4$

A. Comparison with model $Q^\nu = \xi H \rho_{\text{de}} u_{\text{dm}}^\nu$

Before moving to the results, we present here the differences between the models we investigated and one well-studied model in the literature (which we will label as model IV). This scenario is presented in [19] and references therein and we just present the main differences in terms of equations, which will be used to show a comparison in the next section.

The interaction is proportional to the energy density of DE and to the CDM four-velocity u_{dm}^ν . Among other reasons, this parametrization is chosen to avoid momentum transfer in the DM rest frame. At the background level, this model corresponds to our models I or II, but with $w \simeq -1$ ($w = -0.999$ in practice), with the energy density for DM and DE given by Equations (6) and (7), respectively.

Because the difference in the interactions only comes from the DM four-velocity, the equations for the DE overdensities are the same, Equations (12) and (14), with $\lambda_2 = \xi$ and $v_T \sim 0$.¹ Equations for the fluid velocities, on the other hand, become

$$\dot{\theta}_{\text{dm}} = -\mathcal{H}\theta_{\text{dm}}, \quad (23)$$

$$\dot{\theta}_{\text{de}} = 2\mathcal{H}\theta_{\text{de}} \left[1 + \frac{\xi}{1+w} \left(1 - \frac{\theta_{\text{dm}}}{2\theta_{\text{de}}} \right) \right] + \frac{k^2}{1+w} \delta_{\text{de}}. \quad (24)$$

III. DATA SETS AND RESULTS

In order to constrain the three different IDE models assumed here, we use the most recent data from different surveys: CMB anisotropies from *Planck* 2018 high- ℓ and low- ℓ temperature and polarization power spectra (TT, TE, EE) [31] and lensing measurements [32], 1701 light curves of SNIa from Pantheon+ [26], BAO measurements from 6dFGS [33], MGS [34], BOSS DR12 [35], DES [36], eBOSS [37], WiggleZ [38] and RSD data from 6dFGS [39], FastSound [40], GAMA [41] and WiggleZ [42]. We also included in some analysis the SH0ES Cepheid host distance anchors in the likelihood [3], denoting the joint constraints by ‘ H_0 ’. We implemented the background and perturbation equations in a modified version of CLASS [19, 43]² and used the code PLINY

[44] to execute the Markov Chain Monte Carlo (MCMC) analysis with the Nested Sampling technique [45]. PLINY also produces an evidence calculation, though it becomes relevant only when comparing models with different parameterizations. For this, the Bayes ratio is employed, incorporating the priors of the models into the evaluation. This ratio is defined as:

$$\mathcal{B} = \frac{\mathcal{E}(\mathcal{D}|\text{IDE})}{\mathcal{E}(\mathcal{D}|\Lambda\text{CDM})}, \quad (25)$$

where $\mathcal{E}(\mathcal{D}|M)$ represents the evidence of a model M considering the data \mathcal{D} . According to Jeffrey’s scale, a negative (positive) value of $2 \ln \mathcal{B}$ signifies an inclination towards IDE (ΛCDM).

The cosmological parameters in our analysis are:

$$\{\Omega_b h^2, \Omega_c h^2, 100\theta_s, \ln(10^{10} A_s), n_s, \tau, w, \lambda_{1(2)}\}. \quad (26)$$

The influence of curvature, neutrino masses, and the effective number of neutrinos is out of the scope of this work and we fix these parameters to their standard values: $\Omega_K = 0$, $\Sigma m_\nu = 0.06$ eV and $N_{\text{eff}} = 3.046$, respectively. We use flat priors, indicated in Table II, which have distinct boundaries far from the distribution’s peak. The results, with best-fit and 68% values of the parameters, are shown in Tables IV, V and VI.

TABLE II. Priors

Parameter	Priors			
$\Omega_b h^2$	[0.005, 0.04]			
$\Omega_c h^2$	[0.001, 0.5]			
$100\theta_s$	[1.03, 1.05]			
$\ln(10^{10} A_s)$	[2.7, 4.0]			
n_s	[0.9, 1.07]			
τ	[0.01, 0.1]			
	Model I	Model II	Model III	Model IV
w	[-3.0, -0.3]	[-3.0, -1.0]	[-3.0, -1.0]	-0.999
$\lambda_{1(2)}$	[-1.5, 1.5]	[0.0, 0.04]	[0.0, 0.04]	[-1.5, 0.0]

Contrary to ΛCDM , some cosmological parameters are not very well constrained when using only CMB data, whose behavior was similarly obtained in previous works [16]. In particular, $\Omega_c h^2$ and H_0 have values very different from the ones in ΛCDM . However, from Figures 1, 2 and 3 we see that w and H_0 are degenerated while there is also a degeneracy between $\Omega_c h^2$ and the coupling constant, indicating that ΛCDM can be recovered and a deviation in one parameter brings the other one away from the fiducial value. The combination of CMB with BAO, RSD, and SNIa reduces the uncertainties on the parameters, however, the resulting contours do not overlap for Model I. The low-redshift data suggest a preference for values of the parameters that are consistent with the ones of ΛCDM . The degeneracies aforementioned are maintained for Model I, although with more constrained contours, while for Models II and III they are broken in some cases.

¹ Because $w \simeq -1$ and Ω_{rad} was neglected in Eq. (16) [19].

² Available at https://github.com/ricardoclandim/class_IDE_pheno.

The non-overlapping of the joint contour of all datasets with the CMB one for Model I suggests that this model is not compatible with all cosmological data. A similar situation happens for Model III for the $w - H_0$ contour. Only Model II is consistent with all datasets (but H_0).

The value of H_0 using CMB data alone is large enough to possibly alleviate the Hubble tension and in order to investigate its impact on the results we use the SH0ES Cepheid host distance anchors in the likelihood as well, producing two joint analyses with CMB. The parameters are then even more constrained, however, the contours are no longer overlapped for all data, as they were in some cases.

When all datasets are considered together H_0 has its discrepancy reduced to 1.3σ (4.6σ) when compared to the standard Λ CDM (R22) value for Model III, while for Models I and II the values are 4.9σ (2.7σ) away from Λ CDM (R22). However, only Model II presents a consistent overlap of CMB and CMB+ H_0 contours. When all datasets are analyzed together, only for some parameters the 2-D contours are overlapped, indicating that SH0ES is not compatible with BAO, RSD, and SNIa for every IDE models assumed here.

Moreover, we constrained the model presented in Sec. II A, whose results are found in Table VII and Fig. 4. They reproduced partially the findings in [19], but the difference here is the inclusion of more recent datasets (such as Pantheon+) and the usage of R22 instead of [46]. The results for the cosmological parameters only using *Planck* are equivalent, however, the other combinations of surveys produce generally tighter constraints. The inclusion of all datasets but H_0 produces an incompatibility with the case of CMB alone. Here we used more cosmological data than [19]. The value of H_0 , for the combination of all datasets, gives a discrepancy of 3.9σ from Λ CDM (instead of the previously found 2.5σ) and 3.4σ from R22 (instead of 2.6σ). The Hubble tension is therefore still alleviated, however not anymore at the 2.5σ . The reduced uncertainty on H_0 found here, when compared to [19], added to the fact that R22 increased the tension to 5σ (instead of 4.4σ with [46]), is what made the tension less alleviated than the previous analysis [19]. The joint contours of all datasets are still consistent with CMB alone or CMB + H_0 .

Finally, we have used the Bayes ratio in Eq. (25) to calculate the $2 \ln \mathcal{B}$ value shown in Table III. We can observe a positive inclination towards Λ CDM within the CMB CMB+ H_0 datasets. Conversely, when incorporating the BAO+SNIa+RSD datasets, a preference for IDE emerges due to its effective disruption of the degeneracies depicted in the results presented in Figures 1, 2, 3 and 4. Consequently, it is concluded that favoritism for the IDE model, over Λ CDM, is not distinctly pronounced.

TABLE III. $\Delta\chi^2$ and evidence level in $2 \ln \mathcal{B}$ scale, both compared to Λ CDM. Datasets 1, 2, 3, and 4 correspond to MCMC runs using the datasets CMB, CMB+BAO+SNIa+RSD, CMB+ H_0 , and CMB+BAO+SNIa+RSD+ H_0 respectively.

Model	Dataset 1		Dataset 2		Dataset 3		Dataset 4	
	$\Delta\chi^2$	$2 \ln \mathcal{B}$	$\Delta\chi^2$	$2 \ln \mathcal{B}$	$\Delta\chi^2$	$2 \ln \mathcal{B}$	$\Delta\chi^2$	$2 \ln \mathcal{B}$
I	3.7	4.8	0.8	-3.9	20.5	19.3	-22.0	-23.5
II	2.6	2.5	-0.6	-6.3	14.7	15.7	-82.3	-84.5
III	2.5	2.5	0.5	-2.9	18.8	17.1	-162.8	-162.0
IV	0.1	2.3	-0.6	-2.8	25.6	27.3	-39.6	-38.7

IV. CONCLUSIONS

Interacting Dark Energy has been an alternative to the standard Λ CDM model for many years. With the release of new datasets, the free parameters of the model can be even more constrained, reaching a level of precision not obtained before.

In this paper, we have investigated a class of coupled DE models, where DE is interacting with DM phenomenologically. We have included a term in the perturbation equations for both fluids that was absent in previous works but are required by gauge invariance and considers the perturbation of the Hubble rate. Furthermore, we have obtained updated constraints on the cosmological parameters, using more recent data from CMB anisotropies, BAO, RSD, and SNIa, showing tighter constraints on the coupling constants. Model III and especially Model I, however, show incompatibility with every cosmological data because we can see that the contours are not overlapped when different datasets are used to constrain the cosmological parameters.

We used the SH0ES Cepheid host distance anchors combined with other likelihoods to constrain H_0 in the different models. Model III is the one that presents a better alleviation of the Hubble tension. Model IV also produces a lower discrepancy of H_0 , although the new data (including the new result from SH0ES, R22) made the tension less alleviated than the previous work [19]. However, when all datasets are taken into account, no overlap between the 2D contours exists for any of the models, still indicating an incompatibility between low-redshift data and H_0 .

Finally, we performed a statistical model comparison, and no strong preference for IDE over Λ CDM is obtained, with $|\Delta\chi^2| < 1$ for all the models, when the datasets CMB, BAO, RSD, and SNIa are used.

We conclude that the IDE models considered in this paper are not flexible enough to fit all cosmological data including values of H_0 from SH0ES in a way that is statistically acceptable. Either the models would need to be modified to include further flexibility of predictions or there remains a tension in this coupled dark energy scenario.

TABLE IV. Cosmological parameters – Model I

Parameter	CMB		CMB+BAO+SNIa+RSD		CMB+H ₀		CMB+BAO+SNIa+RSD+H ₀	
	Best fit	68% limits	Best fit	68% limits	Best fit	68% limits	Best fit	68% limits
$\Omega_b h^2$	0.02229	0.02243 ± 0.00016	0.02239	0.02241 ± 0.00014	0.02240	$0.02232^{+0.000085}_{-0.000087}$	0.02254	0.02252 ± 0.000072
$\Omega_c h^2$	0.1238	$0.054^{+0.028}_{-0.029}$	0.1226	0.1222 ± 0.0049	0.06072	$0.0576^{+0.0055}_{-0.0057}$	0.1257	$0.1262^{+0.0016}_{-0.0014}$
$100\theta_s$	1.042	1.042 ± 0.00029	1.042	1.042 ± 0.00028	1.042	$1.042^{+0.00016}_{-0.00017}$	1.042	1.042 ± 0.00013
$\ln(10^{10} A_s)$	3.018	3.039 ± 0.027	3.083	$3.092^{+0.026}_{-0.025}$	3.067	3.061 ± 0.014	3.111	$3.113^{+0.0098}_{-0.0096}$
n_s	0.9628	0.968 ± 0.0042	0.9661	$0.9681^{+0.0039}_{-0.0037}$	0.9670	0.9658 ± 0.0024	0.9740	0.9733 ± 0.0018
τ	0.05408	$0.0501^{+0.0071}_{-0.0078}$	0.05563	$0.0512^{+0.0076}_{-0.008}$	0.05251	$0.0523^{+0.0031}_{-0.0032}$	0.06040	0.0606 ± 0.0031
w	-2.594	-2.08 ± 0.47	-1.007	$-0.998^{+0.031}_{-0.033}$	-1.029	$-1.028^{+0.025}_{-0.026}$	-1.093	$-1.096^{+0.012}_{-0.011}$
λ_2	0.02175	$-0.35^{+0.15}_{-0.17}$	0.03372	$0.035^{+0.047}_{-0.046}$	-0.4601	$-0.492^{+0.040}_{-0.041}$	0.07157	$0.075^{+0.015}_{-0.014}$
H_0	126.4	110^{+20}_{-18}	67.43	$67.44^{+0.63}_{-0.61}$	73.15	$73.05^{+0.49}_{-0.52}$	70.21	$70.17^{+0.26}_{-0.24}$
σ_8	1.194	$1.93^{+1.01}_{-0.82}$	0.8053	$0.805^{+0.022}_{-0.023}$	1.434	$1.492^{+0.105}_{-0.093}$	0.8146	0.8148 ± 0.0078
Age/Gyr	13.34	$13.367^{+0.102}_{-0.094}$	13.81	13.802 ± 0.020	13.70	13.71 ± 0.013	13.74	$13.74^{+0.0091}_{-0.0093}$
χ^2_{\min}	2762.45		1019.30		4398.91		2703.20	

TABLE V. Cosmological parameters – Model II

Parameter	CMB		CMB+BAO+SNIa+RSD		CMB+H ₀		CMB+BAO+SNIa+RSD+H ₀	
	Best fit	68% limits	Best fit	68% limits	Best fit	68% limits	Best fit	68% limits
$\Omega_b h^2$	0.02237	0.0248 ± 0.00017	0.02239	0.02244 ± 0.00015	0.02248	$0.02251^{+0.00069}_{-0.00075}$	0.02253	$0.02258^{+0.00084}_{-0.00083}$
$\Omega_c h^2$	0.1200	$0.1207^{+0.0023}_{-0.0022}$	0.1194	$0.1196^{+0.001}_{-0.00097}$	0.1284	0.129 ± 0.0011	0.1242	$0.1244^{+0.00041}_{-0.00042}$
$100\theta_s$	1.042	$1.0419^{+0.00031}_{-0.0003}$	1.042	1.042 ± 0.00027	1.042	1.042 ± 0.00014	1.042	$1.042^{+0.00016}_{-0.00015}$
$\ln(10^{10} A_s)$	3.020	3.045 ± 0.028	3.080	$3.081^{+0.024}_{-0.023}$	3.031	3.030 ± 0.013	3.043	$3.050^{+0.012}_{-0.011}$
n_s	0.9654	$0.9654^{+0.005}_{-0.0045}$	0.9679	$0.9671^{+0.0037}_{-0.0038}$	0.9585	0.9575 ± 0.0023	0.9634	$0.9643^{+0.0016}_{-0.0015}$
τ	0.04826	$0.0497^{+0.0078}_{-0.0076}$	0.05302	$0.0506^{+0.0076}_{-0.0075}$	0.05077	$0.0503^{+0.0037}_{-0.0035}$	0.04387	0.0454 ± 0.0031
w	-2.187	$-1.70^{+0.38}_{-0.37}$	-1.005	$-1.014^{+0.012}_{-0.015}$	-1.484	$-1.507^{+0.039}_{-0.043}$	-1.221	$-1.230^{+0.011}_{-0.012}$
λ_1	0.0006838	$0.0014^{+0.0014}_{-0.0011}$	0.0006538	$0.00088^{+0.00088}_{-0.00068}$	0.007418	$0.00778^{+0.00068}_{-0.00065}$	0.005190	$0.00563^{+0.00049}_{-0.00048}$
H_0	108.1	87^{+15}_{-13}	67.47	$67.64^{+0.52}_{-0.50}$	73.49	$73.57^{+0.46}_{-0.41}$	70.08	70.14 ± 0.25
σ_8	1.110	$0.975^{+0.101}_{-0.096}$	0.8199	0.8204 ± 0.0097	0.8624	$0.8627^{+0.0067}_{-0.0065}$	0.8296	$0.8308^{+0.0053}_{-0.0051}$
Age/Gyr	13.42	$13.56^{+0.15}_{-0.13}$	13.82	$13.819^{+0.027}_{-0.025}$	13.90	13.91 ± 0.022	13.87	$13.87^{+0.012}_{-0.013}$
χ^2_{\min}	2763.53		1020.74		4404.69		2763.48	

ACKNOWLEDGMENTS

R.G.L. thanks Matteo Lucca for the useful comments. G.A.H acknowledges a CAPES grant 8887.622333/2021-00. L.O.P. acknowledges a CNPq grant 137172/2022-2. R.P.R. acknowledges a CNPq grant 125103/2022-0. This work was developed in the Brazilian cluster SDumont.

- [1] S. Perlmutter *et al.* (Supernova Cosmology Project), *Astrophys. J.* **517**, 565 (1999), arXiv:astro-ph/9812133 [astro-ph]; A. G. Riess *et al.* (Supernova Search Team), *Astron. J.* **116**, 1009 (1998), arXiv:astro-ph/9805201 [astro-ph].
- [2] N. Aghanim *et al.* (Planck), *Astron. Astrophys.* **641**, A6 (2020), arXiv:1807.06209 [astro-ph.CO].
- [3] A. G. Riess *et al.*, *Astrophys. J. Lett.* **934**, L7 (2022), arXiv:2112.04510 [astro-ph.CO].
- [4] E. Di Valentino, O. Mena, S. Pan, L. Visinelli, W. Yang, A. Melchiorri, D. F. Mota, A. G. Riess, and J. Silk, *Class. Quant. Grav.* **38**, 153001 (2021), arXiv:2103.01183 [astro-ph.CO].
- [5] M. G. Dainotti, B. De Simone, T. Schiavone, G. Mon-

tani, E. Rinaldi, and G. Lambiase, *Astrophys. J.* **912**, 150 (2021), arXiv:2103.02117 [astro-ph.CO]; M. G. Dainotti, B. De Simone, T. Schiavone, G. Montani, E. Rinaldi, G. Lambiase, M. Bogdan, and S. Ugale, *Galaxies* **10**, 24 (2022), arXiv:2201.09848 [astro-ph.CO]; A. L. Lenart, G. Bargiacchi, M. G. Dainotti, S. Nagataki, and S. Capozziello, *Astrophys. J. Suppl.* **264**, 46 (2023), arXiv:2211.10785 [astro-ph.CO]; G. Bargiacchi, M. G. Dainotti, S. Nagataki, and S. Capozziello, *Gamma-Ray Bursts, Quasars, Baryonic Acoustic Oscillations, and Supernovae Ia: new statistical insights and cosmological constraints* (2023), arXiv:2303.07076 [astro-ph.CO]; M. G. Dainotti, G. Bargiacchi, M. Bogdan, S. Capozziello, and S. Nagataki, *Reduced uncertainties*

TABLE VI. Cosmological parameters – Model III

Parameter	CMB		CMB+BAO+SNIa+RSD		CMB+H ₀		CMB+BAO+SNIa+RSD+H ₀	
	Best fit	68% limits	Best fit	68% limits	Best fit	68% limits	Best fit	68% limits
$\Omega_b h^2$	0.02237	0.02249 ± 0.00016	0.02239	0.02245 ± 0.00014	0.02260	$0.02265^{+0.000078}_{-0.000082}$	0.02298	$0.02296^{+0.000074}_{-0.000071}$
$\Omega_c h^2$	0.1199	$0.1202^{+0.0024}_{-0.0021}$	0.1195	$0.1193^{+0.00091}_{-0.00092}$	0.1191	$0.1188^{+0.00088}_{-0.00086}$	0.1156	$0.1157^{+0.00039}_{-0.00037}$
$100\theta_s$	1.042	$1.04197^{+0.00029}_{-0.0003}$	1.042	$1.042^{+0.00028}_{-0.00027}$	1.042	1.042 ± 0.00016	1.043	$1.043^{+0.00013}_{-0.00012}$
$\ln(10^{10} A_s)$	3.005	3.017 ± 0.027	3.069	$3.082^{+0.022}_{-0.023}$	3.040	$3.049^{+0.011}_{-0.012}$	3.037	$3.038^{+0.012}_{-0.011}$
n_s	0.9664	$0.967^{+0.0046}_{-0.0047}$	0.9661	0.9681 ± 0.0037	0.9692	0.9707 ± 0.0022	0.9772	$0.9777^{+0.0017}_{-0.0016}$
τ	0.05194	0.0493 ± 0.0078	0.04649	0.0514 ± 0.0077	0.04758	0.0483 ± 0.0028	0.04061	$0.0409^{+0.003}_{-0.0031}$
w	-2.256	$-1.77^{+0.44}_{-0.36}$	-1.010	$-1.0118^{+0.0074}_{-0.0082}$	-2.036	$-2.014^{+0.057}_{-0.055}$	-1.020	$-1.0195^{+0.0059}_{-0.0057}$
λ	0.0005725	$0.0013^{+0.0014}_{-0.0011}$	0.0001166	$0.00072^{+0.00077}_{-0.00059}$	0.002020	$0.0021^{+0.00055}_{-0.00057}$	0.002973	$0.0031^{+0.0005}_{-0.0049}$
H_0	77.46	$65.6^{+6.9}_{-4.4}$	67.10	$66.93^{+0.52}_{-0.53}$	73.26	$73.15^{+0.39}_{-0.41}$	68.18	$68.11^{+0.21}_{-0.22}$
σ_8	0.8431	$0.747^{+0.053}_{-0.037}$	0.8145	$0.810^{+0.010}_{-0.011}$	0.8016	$0.8013^{+0.0056}_{-0.0058}$	0.7599	0.7592 ± 0.0041
Age/Gyr	13.40	$13.53^{+0.16}_{-0.13}$	13.80	$13.814^{+0.026}_{-0.025}$	13.45	13.45 ± 0.018	13.78	13.79 ± 0.016
χ^2_{\min}	2763.66		1019.62		4400.65		2844.05	

TABLE VII. Cosmological parameters – Model IV

Parameter	CMB		CMB+BAO+SNIa+RSD		CMB+H ₀		CMB+BAO+SNIa+RSD+H ₀	
	Best fit	68% limits	Best fit	68% limits	Best fit	68% limits	Best fit	68% limits
$\Omega_b h^2$	0.02245	0.02241 ± 0.00016	0.02244	0.02238 ± 0.00014	0.02244	$0.02244^{+0.000077}_{-0.000076}$	0.02257	0.02256 ± 0.000066
$\Omega_c h^2$	0.0946	$0.068^{+0.023}_{-0.031}$	0.1185	$0.1177^{+0.0013}_{-0.0016}$	0.06556	$0.0634^{+0.0052}_{-0.0051}$	0.1059	0.1053 ± 0.001
$100\theta_s$	1.042	$1.0419^{+0.00029}_{-0.00030}$	1.042	$1.04196^{+0.00028}_{-0.00029}$	1.042	$1.042^{+0.00014}_{-0.00015}$	1.042	1.042 ± 0.00015
$\ln(10^{10} A_s)$	3.065	3.069 ± 0.028	3.093	$3.076^{+0.022}_{-0.023}$	3.082	3.084 ± 0.014	3.072	$3.069^{+0.015}_{-0.014}$
n_s	0.9657	0.9682 ± 0.0042	0.9692	0.9666 ± 0.0035	0.9699	$0.9706^{+0.0023}_{-0.0020}$	0.9714	0.9710 ± 0.0018
τ	0.04959	0.0496 ± 0.0079	0.05023	$0.0501^{+0.0078}_{-0.0076}$	0.0557	$0.555^{+0.0039}_{-0.0040}$	0.05157	0.0505 ± 0.0032
ξ	-0.2117	$-0.42^{+0.17}_{-0.20}$	-0.001517	$-0.012^{+0.011}_{-0.014}$	-0.4134	$-0.426^{+0.041}_{-0.039}$	-0.0997	-0.106 ± 0.011
H_0	69.79	$72.2^{+2.1}_{-1.9}$	67.79	$67.71^{+0.40}_{-0.39}$	72.27	$72.49^{+0.35}_{-0.36}$	69.46	$69.47^{+0.17}_{-0.16}$
σ_8	1.004	$1.33^{+0.64}_{-0.38}$	0.8282	$0.831^{+0.012}_{-0.011}$	1.364	$1.394^{+0.095}_{-0.089}$	0.8937	$0.8977^{+0.0093}_{-0.0085}$
Age/Gyr	13.75	$13.71^{+0.040}_{-0.039}$	13.79	13.80 ± 0.020	13.71	$13.71^{+0.011}_{-0.012}$	13.75	$13.75^{+0.0094}_{-0.0091}$
χ^2_{\min}	2766.04		1020.73		4393.75		2720.81	

up to 43% on the Hubble constant and the matter density with the SNe Ia with a new statistical analysis (2023), arXiv:2303.06974 [astro-ph.CO]; G. Bargiacchi, M. G. Dainotti, and S. Capozziello, Tensions with the flat Λ CDM model from high-redshift cosmography (2023), arXiv:2307.15359 [astro-ph.CO].

- [6] P. J. E. Peebles and B. Ratna, *Astrophys. J.* **325**, L17 (1988); B. Ratna and P. J. E. Peebles, *Phys. Rev.* **D37**, 3406 (1988); J. A. Frieman, C. T. Hill, and R. Watkins, *Phys. Rev.* **D46**, 1226 (1992); J. A. Frieman, C. T. Hill, A. Stebbins, and I. Waga, *Phys. Rev. Lett.* **75**, 2077 (1995); R. R. Caldwell, R. Dave, and P. J. Steinhardt, *Phys. Rev. Lett.* **80**, 1582 (1998); T. Padmanabhan, *Phys. Rev.* **D66**, 021301 (2002), arXiv:hep-th/0204150 [hep-th]; J. S. Bagla, H. K. Jassal, and T. Padmanabhan, *Phys. Rev.* **D67**, 063504 (2003), arXiv:astro-ph/0212198 [astro-ph]; C. Armendariz-Picon, V. F. Mukhanov, and P. J. Steinhardt, *Phys. Rev. Lett.* **85**, 4438 (2000), arXiv:astro-ph/0004134 [astro-ph]; P. Brax and J. Martin, *Phys. Lett.* **B468**, 40 (1999), arXiv:astro-ph/9905040 [astro-ph]; E. J. Copeland, N. J. Nunes, and F. Rosati, *Phys. Rev.* **D62**, 123503 (2000), arXiv:hep-ph/0005222 [hep-ph]; S. Vagnozzi, S. Dhawan, M. Gerbino, K. Freese, A. Goobar, and O. Mena, *Phys. Rev.* **D98**, 083501 (2018), arXiv:1801.08553 [astro-ph.CO]; T. Koivisto and D. F. Mota, *JCAP* **0808**, 021, arXiv:0805.4229 [astro-ph]; K. Bamba and S. D.

Odintsov, *JCAP* **0804**, 024, arXiv:0801.0954 [astro-ph]; V. Emelyanov and F. R. Klinkhamer, *Phys. Rev.* **D85**, 103508 (2012), arXiv:1109.4915 [hep-th]; *Phys. Rev.* **D85**, 063522 (2012), arXiv:1107.0961 [hep-th]; *Int. J. Mod. Phys.* **D21**, 1250025 (2012), arXiv:1108.1995 [gr-qc]; S. Kounn, P. Oh, and C.-G. Park, *Phys. Rev.* **D93**, 083012 (2016), arXiv:1512.00541 [astro-ph.CO]; R. C. G. Landim, *Eur. Phys. J.* **C76**, 430 (2016), arXiv:1509.04980 [hep-th]; *Eur. Phys. J.* **C76**, 480 (2016), arXiv:1605.03550 [gr-qc]; A. Banerjee, H. Cai, L. Heisenberg, E. O. Colgáin, M. M. Sheikh-Jabbari, and T. Yang, *Phys. Rev. D* **103**, L081305 (2021), arXiv:2006.00244 [astro-ph.CO].

- [7] M. Szydlowski, A. Stachowski, and K. Urbanowski, *Eur. Phys. J.* **C77**, 902 (2017), arXiv:1704.05364 [gr-qc]; A. Stachowski, M. Szydlowski, and K. Urbanowski, *Eur. Phys. J.* **C77**, 357 (2017), arXiv:1609.09828 [gr-qc]; D. Stojkovic, G. D. Starkman, and R. Matsuo, *Phys. Rev.* **D77**, 063006 (2008), arXiv:hep-ph/0703246 [hep-ph]; E. Greenwood, E. Halstead, R. Poltis, and D. Stojkovic, *Phys. Rev.* **D79**, 103003 (2009), arXiv:0810.5343 [hep-ph]; E. Abdalla, L. L. Graef, and B. Wang, *Phys. Lett.* **B726**, 786 (2013), arXiv:1202.0499 [gr-qc]; A. Shafieloo, D. K. Hazra, V. Sahni, and A. A. Starobinsky, *Mon. Not. Roy. Astron. Soc.* **473**, 2760 (2018), arXiv:1610.05192 [astro-ph.CO]; R. G. Landim and E. Abdalla, *Phys. Lett. B.* **764**, 271 (2017), arXiv:1611.00428 [hep-ph];

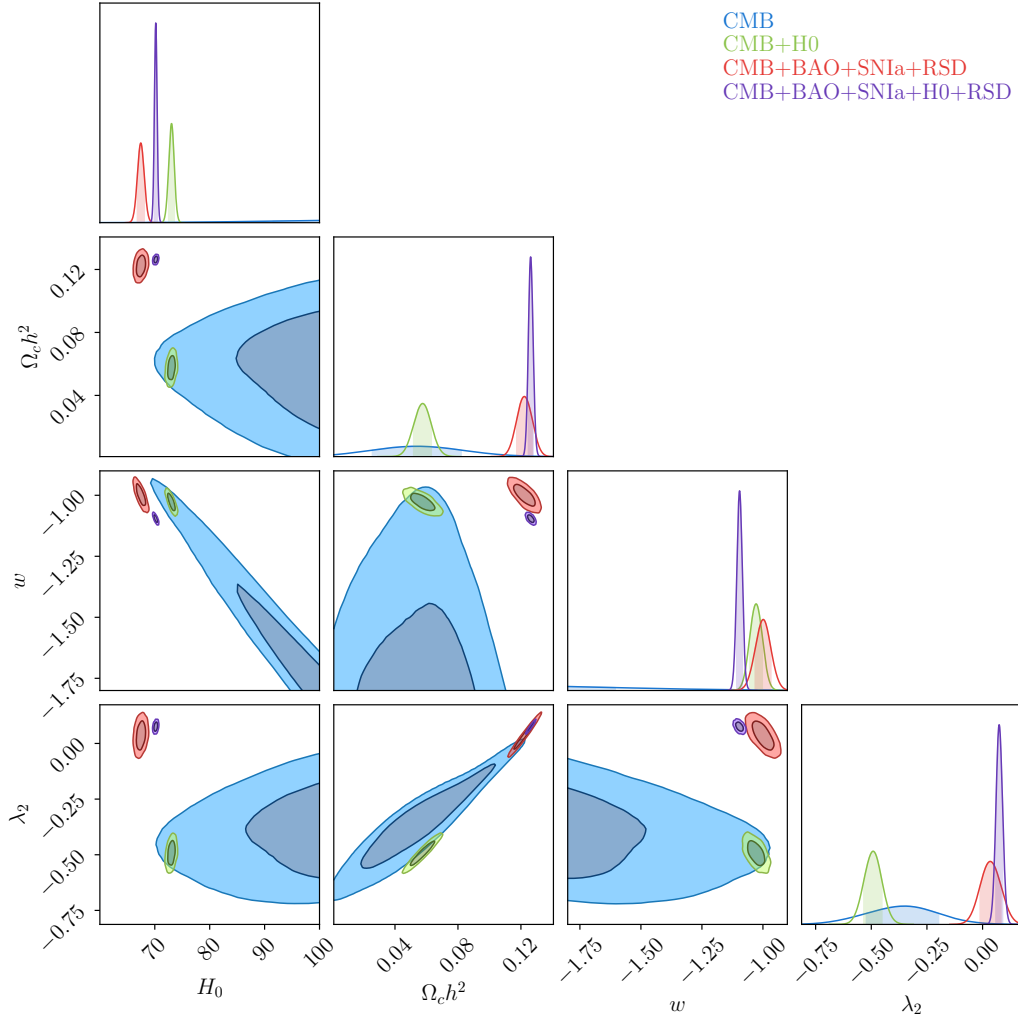


FIG. 1. 2-D contours (68% and 95% C.L.) of selected cosmological parameters for Model I, using different combinations of datasets. The inclusion of datasets other than CMB improves significantly the constraints. The different contours, however, do not superimpose and the degeneracy between $\Omega_c h^2$ and λ_2 and between w and H_0 are not broken by the combination of data.

- R. G. Landim, *Mod. Phys. Lett.* **A33**, 1850087 (2018), arXiv:1712.09653 [astro-ph.CO]; R. G. Landim, R. J. F. Marcondes, F. F. Bernardi, and E. Abdalla, *Braz. J. Phys.* **48**, 364 (2018), arXiv:1711.07282 [astro-ph.CO].
- [8] S. D. H. Hsu, *Phys. Lett.* **B594**, 13 (2004), arXiv:hep-th/0403052 [hep-th]; M. Li, *Phys. Lett.* **B603**, 1 (2004), arXiv:hep-th/0403127 [hep-th]; D. Pavon and W. Zimdahl, *Phys. Lett.* **B628**, 206 (2005), arXiv:gr-qc/0505020 [gr-qc]; B. Wang, Y.-G. Gong, and E. Abdalla, *Phys. Lett.* **B624**, 141 (2005), arXiv:hep-th/0506069 [hep-th]; B. Wang, Y. Gong, and E. Abdalla, *Phys. Rev.* **D74**, 083520 (2006), arXiv:gr-qc/0511051 [gr-qc]; B. Wang, C.-Y. Lin, and E. Abdalla, *Phys. Lett.* **B637**, 357 (2006), arXiv:hep-th/0509107 [hep-th]; B. Wang, C.-Y. Lin, D. Pavon, and E. Abdalla, *Phys. Lett.* **B662**, 1 (2008), arXiv:0711.2214 [hep-th]; R. C. G. Landim, *Int. J. Mod. Phys.* **D25**, 1650050 (2016), arXiv:1508.07248 [hep-th]; M. Li, X.-D. Li, S. Wang, and X. Zhang, *JCAP* **0906**, 036, arXiv:0904.0928 [astro-ph.CO]; M. Li, X.-D. Li, S. Wang, Y. Wang, and X. Zhang, *JCAP* **0912**, 014, arXiv:0910.3855 [astro-ph.CO]; M. Li, X.-D. Li, S. Wang, and Y. Wang, *Commun. Theor. Phys.* **56**, 525 (2011), arXiv:1103.5870 [astro-ph.CO]; E. N. Saridakis, *Phys. Rev. D* **97**, 064035 (2018), arXiv:1707.09331 [gr-qc]; A. Al Mamon, *Int. J. Mod. Phys.* **D26**, 1750136 (2017), arXiv:1705.10495 [gr-qc]; A. Mukherjee, *JCAP* **1611**, 055, arXiv:1608.00400 [astro-ph.CO]; L. Feng and X. Zhang, *JCAP* **1608** (08), 072, arXiv:1607.05567 [astro-ph.CO]; R. Herrera, W. S. Hipolito-Ricaldi, and N. Videla, *JCAP* **1608**, 065, arXiv:1607.01806 [gr-qc]; M. Forte, *Eur. Phys. J.* **C76**, 707 (2016), arXiv:1605.06140 [gr-qc]; R. G. Landim, *Phys. Rev. D* **106**, 043527 (2022), arXiv:2206.10205 [astro-ph.CO].
- [9] G. Dvali, G. Gabadadze, and M. Porrati, *Phys. Lett. B* **485**, 208 (2000).
- [10] R. G. Landim, *Phys. Rev. D* **103**, 083511 (2021),

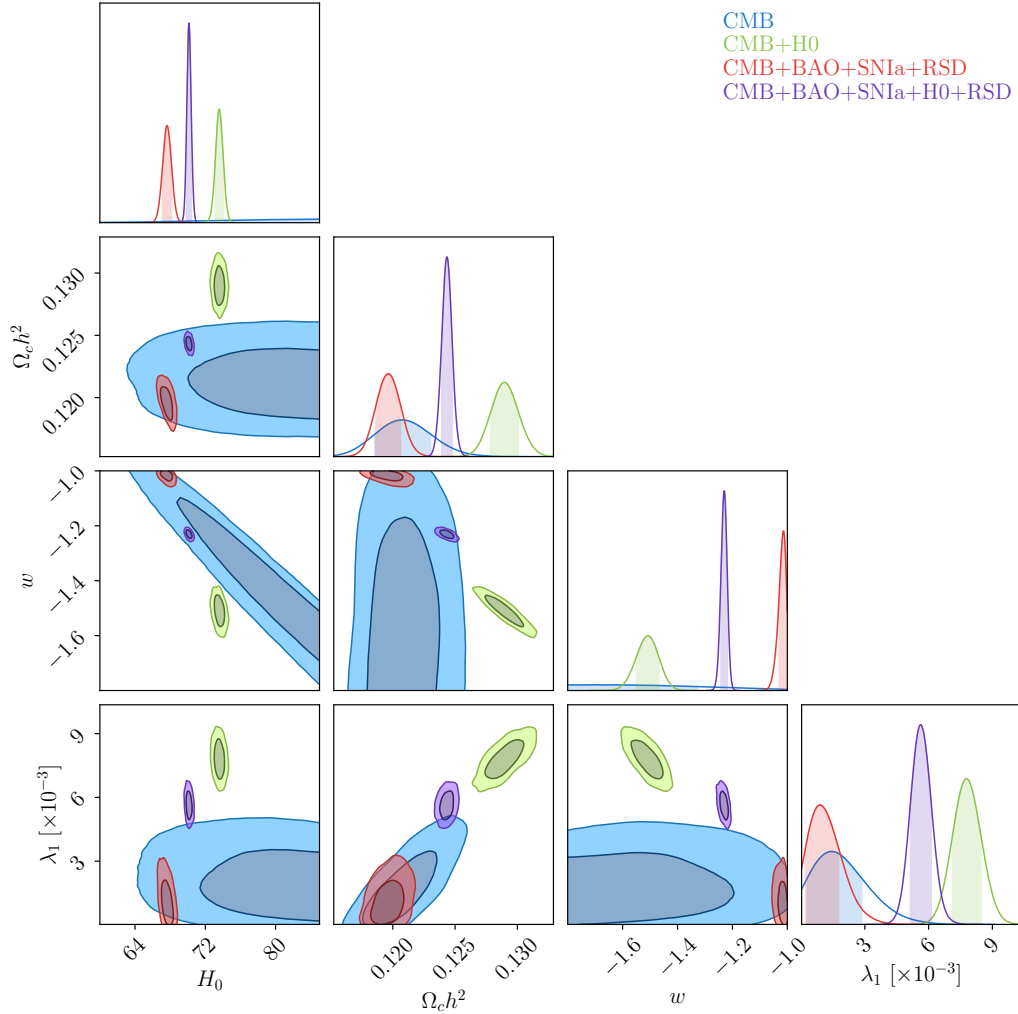


FIG. 2. 2-D contours (68% and 95% C.L.) of selected cosmological parameters for Model II, using different combinations of datasets. Contrary to Model I, the degeneracies between some cosmological parameters are broken by the combination of datasets. The contours of all datasets (but SH0ES) are overlapped with only CMB. When SH0ES is taken into account the contours no longer superimpose, showing that even if the Hubble tension is alleviated it cannot be solved by this model.

arXiv:2101.05072 [astro-ph.CO]; Phys. Rev. D **104**, 103508 (2021), arXiv:2106.15415 [gr-qc].

- [11] S. A. Adil, O. u. Akarsu, M. Malekjani, E. O. Colgain, S. Pourojaghi, A. A. Sen, and M. M. Sheikh-Jabbari, S_8 increases with effective redshift in Λ CDM cosmology (2023), arXiv:2303.06928 [astro-ph.CO]; M. Malekjani, R. M. Conville, E. O. Colgáin, S. Pourojaghi, and M. M. Sheikh-Jabbari, Negative Dark Energy Density from High Redshift Pantheon+ Supernovae (2023), arXiv:2301.12725 [astro-ph.CO]; E. O. Colgain, M. M. Sheikh-Jabbari, R. Solomon, M. G. Dainotti, and D. Stojkovic, Putting Flat Λ CDM In The (Redshift) Bin (2022), arXiv:2206.11447 [astro-ph.CO]; M. R. Gangopadhyay, M. Sami, and M. K. Sharma, Phantom dark energy as a natural selection of evolutionary processes *à la genetic algorithm* and cosmological tensions (2023), arXiv:2303.07301 [astro-ph.CO]; M. R. Gangopadhyay,

S. K. J. Pacif, M. Sami, and M. K. Sharma, Universe **9**, 83 (2023), arXiv:2211.12041 [gr-qc].

- [12] C. Wetterich, Astron. Astrophys. **301**, 321 (1995), arXiv:hep-th/9408025 [hep-th]; L. Amendola, Phys. Rev. **D62**, 043511 (2000), arXiv:astro-ph/9908023 [astro-ph]; Z.-K. Guo and Y.-Z. Zhang, Phys. Rev. D. **71**, 023501 (2005), arXiv:astro-ph/0411524 [astro-ph]; R.-G. Cai and A. Wang, JCAP **0503**, 002, arXiv:hep-th/0411025 [hep-th]; Z.-K. Guo, R.-G. Cai, and Y.-Z. Zhang, JCAP **0505**, 002, arXiv:astro-ph/0412624 [astro-ph]; X.-J. Bi, B. Feng, H. Li, and X. Zhang, Phys. Rev. D. **72**, 123523 (2005), arXiv:hep-ph/0412002 [hep-ph]; B. Gumjudpai, T. Naskar, M. Sami, and S. Tsujikawa, JCAP **0506**, 007, arXiv:hep-th/0502191 [hep-th]; S. Yin, B. Wang, E. Abdalla, and C.-Y. Lin, Phys. Rev. D **76**, 124026 (2007), arXiv:0708.0992 [hep-th]; E. G. M. Ferreira, J. Quintin, A. A. Costa, E. Abdalla, and B. Wang,

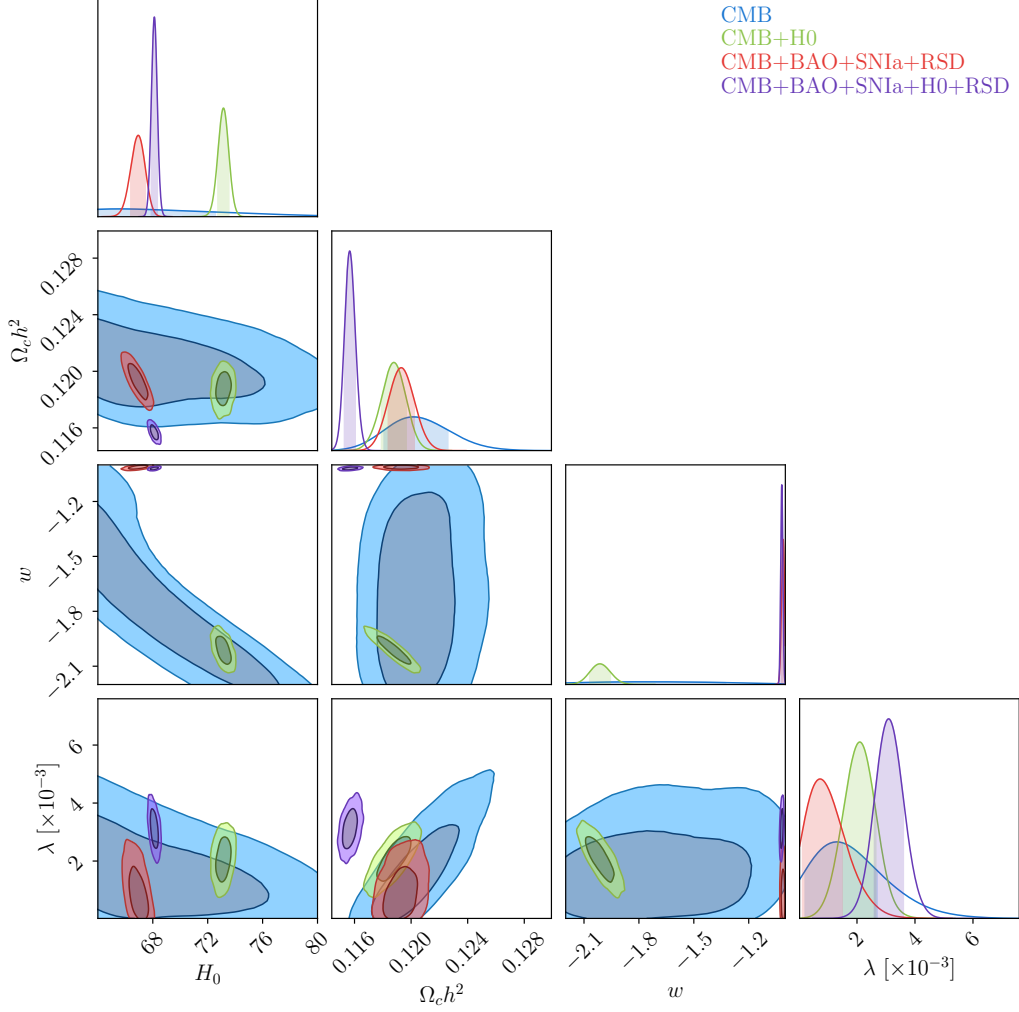


FIG. 3. 2-D contours (68% and 95% C.L.) of selected cosmological parameters for Model III, using different combinations of datasets. Similarly to Model II, the degeneracies are broken by the combination of datasets and the contours do overlap for some parameters, although not in all the cases. This Model is the one that presents a better alleviation of the Hubble tension.

- Phys. Rev. **D95**, 043520 (2017), arXiv:1412.2777 [astro-ph.CO]; A. A. Costa, L. C. Olivari, and E. Abdalla, Phys. Rev. **D92**, 103501 (2015), arXiv:1411.3660 [astro-ph.CO]; R. C. G. Landim, Int. J. Mod. Phys. **D24**, 1550085 (2015), arXiv:1505.03243 [hep-th]; Eur. Phys. J. **C76**, 31 (2016), arXiv:1507.00902 [gr-qc]; R. J. F. Marcondes, R. C. G. Landim, A. A. Costa, B. Wang, and E. Abdalla, JCAP **1612** (12), 009, arXiv:1605.05264 [astro-ph.CO]; F. F. Bernardi and R. G. Landim, Eur. Phys. J. **C77**, 290 (2017), arXiv:1607.03506 [gr-qc].
- [13] B. Wang, E. Abdalla, F. Atrio-Barandela, and D. Pavon, Rep. Prog. Phys. **79**, 096901 (2016), arXiv:1603.08299 [astro-ph.CO].
- [14] G. R. Farrar and P. J. E. Peebles, Astrophys. J. **604**, 1 (2004), arXiv:astro-ph/0307316 [astro-ph]; S. Micheletti, E. Abdalla, and B. Wang, Phys. Rev. **D79**, 123506 (2009), arXiv:0902.0318 [gr-qc]; W. Yang, N. Banerjee, and S. Pan, Phys. Rev. **D95**, 123527 (2017), arXiv:1705.09278 [astro-ph.CO]; R. F. vom Marttens, L. Casarini, W. S. Hipólito-Ricaldi, and W. Zimdahl, JCAP **1701** (01), 050, arXiv:1610.01665 [astro-ph.CO]; W. Yang, S. Pan, and J. D. Barrow, Phys. Rev. **D97**, 043529 (2018), arXiv:1706.04953 [astro-ph.CO]; A. A. Costa, R. C. Landim, B. Wang, and E. Abdalla, Eur. Phys. J. C **78**, 746 (2018), arXiv:1803.06944 [astro-ph.CO]; W. Yang, S. Pan, E. Di Valentino, R. C. Nunes, S. Vagnozzi, and D. F. Mota, JCAP **1809** (09), 019, arXiv:1805.08252 [astro-ph.CO]; R. G. Landim, Eur. Phys. J. C **79**, 889 (2019), arXiv:1908.03657 [gr-qc]; S. Vagnozzi, L. Visinelli, O. Mena, and D. F. Mota, Mon. Not. Roy. Astron. Soc. **493**, 1139 (2020), arXiv:1911.12374 [gr-qc]; J. P. Johnson, A. Sangwan, and S. Shankaranarayanan, JCAP **01** (01), 024, arXiv:2102.12367 [astro-ph.CO]; J. P. Johnson and S. Shankaranarayanan, Phys. Rev. D **103**, 023510 (2021), arXiv:2006.04618 [gr-qc].

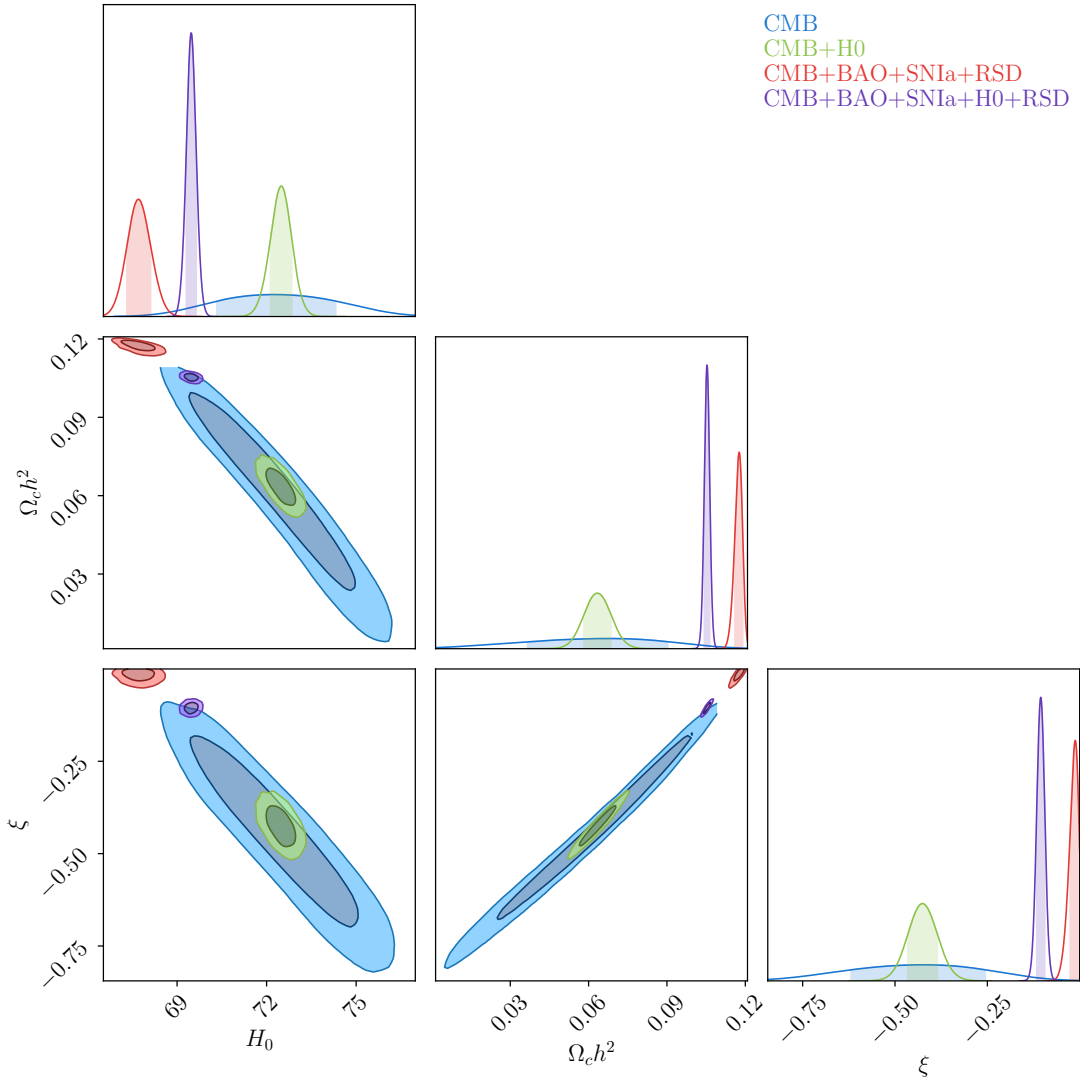


FIG. 4. 2-D contours (68% and 95% C.L.) of selected cosmological parameters for Model IV, using different combinations of datasets. Here the degeneracies are not broken by the inclusion of other datasets and the contours mostly do not overlap. The shape of the contours is very similar to what was obtained in previous work [19].

- [15] A. A. Costa, X.-D. Xu, B. Wang, E. G. M. Ferreira, and E. Abdalla, *Phys. Rev.* **D89**, 103531 (2014), arXiv:1311.7380 [astro-ph.CO].
- [16] A. A. Costa, X.-D. Xu, B. Wang, and E. Abdalla, *JCAP* **1701** (01), 028, arXiv:1605.04138 [astro-ph.CO].
- [17] G. Olivares, F. Atrio-Barandela, and D. Pavon, *Phys. Rev. D* **71**, 063523 (2005), arXiv:astro-ph/0503242.
- [18] E. Di Valentino, A. Melchiorri, O. Mena, and S. Vagnozzi, *Phys. Dark Univ.* **30**, 100666 (2020), arXiv:1908.04281 [astro-ph.CO]; *Phys. Rev. D* **101**, 063502 (2020), arXiv:1910.09853 [astro-ph.CO].
- [19] M. Lucca and D. C. Hooper, *Phys. Rev. D* **102**, 123502 (2020), arXiv:2002.06127 [astro-ph.CO].
- [20] M. Cicoli, J. P. Conlon, A. Maharana, S. Parameswaran, F. Quevedo, and I. Zavala, *Physics Reports* (2023), arXiv:2303.04819 [hep-th].
- [21] E. Abdalla and A. Marins, *Int. J. Mod. Phys. D* **29**, 2030014 (2020), arXiv:2010.08528 [gr-qc].
- [22] A. A. Costa *et al.*, *Mon. Not. Roy. Astron. Soc.* **488**, 78 (2019), arXiv:1901.02540 [astro-ph.CO]; R. R. A. Bachega, A. A. Costa, E. Abdalla, and K. S. F. Fornazier, *JCAP* **05**, 021, arXiv:1906.08909 [astro-ph.CO]; A. A. Costa *et al.*, *Astron. Astrophys.* **664**, A20 (2022), arXiv:2107.01639 [astro-ph.CO]; L. Xiao, A. A. Costa, and B. Wang, *Mon. Not. Roy. Astron. Soc.* **510**, 1495 (2021), arXiv:2103.01796 [astro-ph.CO].
- [23] J. Valiviita, E. Majerotto, and R. Maartens, *JCAP* **0807**, 020, arXiv:0804.0232 [astro-ph].
- [24] M. B. Gavela, L. Lopez Honorez, O. Mena, and S. Rigolin, *JCAP* **11**, 044, arXiv:1005.0295 [astro-ph.CO].
- [25] N. Aghanim *et al.* (Planck), *Astron. Astrophys.* **641**, A1 (2020), arXiv:1807.06205 [astro-ph.CO].
- [26] D. Scolnic *et al.*, *Astrophys. J.* **938**, 113 (2022), arXiv:2112.03863 [astro-ph.CO].
- [27] J.-H. He, B. Wang, and E. Abdalla, *Phys. Lett.* **B671**,

- 139 (2009), arXiv:0807.3471 [gr-qc].
- [28] C.-P. Ma and E. Bertschinger, *Astrophys. J.* **455**, 7 (1995), arXiv:astro-ph/9506072 [astro-ph].
- [29] A. A. d. Costa, *Observational Constraints on Models with an Interaction between Dark Energy and Dark Matter*, Ph.D. thesis, Universidade de São Paulo (2014).
- [30] M. B. Gavela, D. Hernandez, L. Lopez Honorez, O. Mena, and S. Rigolin, *JCAP* **0907**, 034, [Erratum: *JCAP*1005,E01(2010)], arXiv:0901.1611 [astro-ph.CO].
- [31] N. Aghanim *et al.* (Planck), *Astron. Astrophys.* **641**, A5 (2020), arXiv:1907.12875 [astro-ph.CO].
- [32] N. Aghanim *et al.* (Planck), *Astron. Astrophys.* **641**, A8 (2020), arXiv:1807.06210 [astro-ph.CO].
- [33] F. Beutler, C. Blake, M. Colless, D. H. Jones, L. Staveley-Smith, L. Campbell, Q. Parker, W. Saunders, and F. Watson, *Mon. Not. Roy. Astron. Soc.* **416**, 3017 (2011), arXiv:1106.3366 [astro-ph.CO].
- [34] A. J. Ross, L. Samushia, C. Howlett, W. J. Percival, A. Burden, and M. Manera, *Mon. Not. Roy. Astron. Soc.* **449**, 835 (2015), arXiv:1409.3242 [astro-ph.CO].
- [35] S. Alam *et al.* (BOSS), *Mon. Not. Roy. Astron. Soc.* **470**, 2617 (2017), arXiv:1607.03155 [astro-ph.CO].
- [36] T. Abbott, F. Abdalla, A. Alarcon, S. Allam, F. Andrade-Oliveira, J. Annis, S. Avila, M. Banerji, N. Banik, K. Bechtol, *et al.*, *Monthly Notices of the Royal Astronomical Society* **483**, 4866 (2019).
- [37] S. Alam, M. Aubert, S. Avila, C. Balland, J. E. Bautista, M. A. Bershadsky, D. Bizyaev, M. R. Blanton, A. S. Bolton, J. Bovy, *et al.*, *Physical Review D* **103**, 083533 (2021).
- [38] C. Blake, E. A. Kazin, F. Beutler, T. M. Davis, D. Parkinson, S. Brough, M. Colless, C. Contreras, W. Couch, S. Croom, *et al.*, *Monthly Notices of the Royal Astronomical Society* **418**, 1707 (2011).
- [39] F. Beutler *et al.*, *MNRAS* **423**, 3430 (2012).
- [40] T. Okumura, C. Hikage, T. Totani, M. Tonegawa, H. Okada, K. Glazebrook, C. Blake, P. G. Ferreira, S. More, A. Taruya, *et al.*, *Publications of the Astronomical Society of Japan* **68**, 38 (2016).
- [41] C. Blake, I. K. Baldry, J. Bland-Hawthorn, L. Christodoulou, M. Colless, C. Conselice, S. P. Driver, A. M. Hopkins, J. Liske, J. Loveday, *et al.*, *Monthly Notices of the Royal Astronomical Society* **436**, 3089 (2013).
- [42] C. Blake, S. Brough, M. Colless, C. Contreras, W. Couch, S. Croom, D. Croton, T. M. Davis, M. J. Drinkwater, K. Forster, *et al.*, *Monthly Notices of the Royal Astronomical Society* **425**, 405 (2012).
- [43] D. Blas, J. Lesgourgues, and T. Tram, *Journal of Cosmology and Astroparticle Physics* **2011** (07), 034.
- [44] R. P. Rollins, *Chemical and statistical models of the interstellar medium and star-forming regions*, Ph.D. thesis, UCL (University College London) (2015).
- [45] J. Skilling, in *Aip conference proceedings*, Vol. 735 (American Institute of Physics, 2004) pp. 395–405.
- [46] A. G. Riess, S. Casertano, W. Yuan, L. M. Macri, and D. Scolnic, *Astrophys. J.* **876**, 85 (2019), arXiv:1903.07603 [astro-ph.CO].