

A Preliminary Evaluation of LLM-Based Fault Localization

Sungmin Kang*
sungmin.kang@kaist.ac.kr
KAIST
South Korea

Gabin An*
agb94@kaist.ac.kr
KAIST
South Korea

Shin Yoo
shin.yoo@kaist.ac.kr
KAIST
South Korea

ABSTRACT

Large Language Models (LLMs) have shown a surprising level of performance on multiple software engineering problems. However, they have not yet been applied to Fault Localization (FL), in which one must find the code element responsible for a bug from a potentially vast codebase. Nonetheless, LLM application to FL has the potential to benefit developers both in terms of performance and explainability. In this work, we present AUTOFL, an automated fault localization technique that only requires a single failing test, and in its fault localization process generates an explanation about why the given test fails. Using the function call API of the OpenAI LLM, ChatGPT, we provide tools that allow it to ‘explore’ a large source code repository, which would otherwise pose a significant challenge as it would be impossible to fit all the source code within the limited prompt length. Our results indicate that, on the widely used Defects4J benchmark, AUTOFL can identify the faulty method on the first try more often than all standalone techniques we compared against from prior work. Nonetheless, there is ample room to improve performance, and we encourage further experimentation of language model-based FL as a promising research area.

KEYWORDS

language models, fault localization, debugging

1 INTRODUCTION

Language models are statistical models that approximate the probability distribution of a language. Recent advances in machine learning have revealed that, when trainable language models with a large number of parameters are trained with a proportionally large dataset – hence the name large language models – they show ‘emergent’ properties which cannot be observed in smaller models [30], such as few-shot learning [5], commonsense reasoning [8], and following logical steps [31]. As a result, LLMs have attracted significant attention from software engineering researchers as well, with research done on bug diagnosis [2], patch generation [10, 35], test generation [18, 20], and bug reproduction [13].

Fault Localization (FL), or the problem of finding which code element is responsible for a bug, is conspicuously missing from this list, as we are unaware of prior research that applies LLMs to predict fault locations. In fault localization, given a characterization of a bug (such as a failing test or a bug report), the task is to identify the code element(s) responsible for the bug [34]. A critical input for fault localization is the entire software repository, but this input is too large for LLMs to process naively – the LLM which can process the most tokens at once that we are aware of, gpt-4-32k of OpenAI, can only handle 32,000 tokens, whereas projects used in debugging

research can have 96,000 *lines of code*. Consequently, there is a technical hurdle to overcome before LLMs can be applied to FL.

Nonetheless, being able to harness LLMs for fault localization would likely benefit developers. For one, LLMs have shown better performance than traditional techniques given the same software artifacts and computational resources in program repair and testing [10, 13, 35]. If LLM-based FL could similarly outperform existing techniques, this would aid developer adoption of automatic FL techniques, as developers expect a certain degree of performance from automatic FL techniques [16]. Furthermore, developers have often required greater context, or *explanations*, on how FL results were derived. Existing automatic FL techniques derive their answers in a way that is significantly different from humans, and thus are ill-suited to generate intelligible explanations; on the other hand, LLMs can generate explanations of their debugging process [12], so LLM-based FL could aid developer comprehension of results.

Toward this end, we propose AUTOFL, a technique that combines the function call capability of OpenAI LLMs, and provide LLMs with *tools* to look at selected portions of the repository, as well as postprocessing pipelines to match LLM answers to actual code elements, thus significantly lessening the prompt requirement and allowing LLMs to localize faults effectively. Specifically, given a test and its fail stack, we allow LLMs to navigate the source code by allowing it to call functions that return information on covered classes, their covered functions, and the implementation and Javadoc (if available) for any covered function. Given a prompt asking for the LLM to find the answer using the available functions, the LLM will invoke a function call sequence to gather relevant information, and reach a conclusion on how the bug manifested. At the end of this process, we ask for an output of the method most likely to cause the bug, and this is treated as the fault localization result. We develop a postprocessing pipeline that gathers multiple LLM outputs and then performs postprocessing on these results to both match text predictions to existing code elements, and to improve ranking performance.

To evaluate AUTOFL and provide an initial evaluation of how well LLMs can perform FL, we evaluate AUTOFL on the widely used debugging benchmark, Defects4J [11]. We find that using only failing tests, AUTOFL could successfully identify the true bug location as most faulty in 149 out of 353 cases, which was a better performance than any standalone technique evaluated by Zou et al. This is notable as some of these techniques require passing tests in addition to failing tests, unlike AUTOFL. Further comparing AUTOFL with the next best-performing standalone technique (Spectrum-Based FL), but under a setting in which it only uses failing tests, AUTOFL outperformed SBFL by 338%, indicating LLMs, when used in an appropriate pipeline as with AUTOFL, can be effective fault localizers. Further, we find our postprocessing pipeline makes a substantial

*Both authors contributed equally to this research.

contribution to performance. By providing both successful and unsuccessful examples of AUTOFL debugging traces on difficult tests where the buggy method is not immediately apparent, we highlight the strengths of AUTOFL, as well as potential weaknesses that point to the need for future research.

2 BACKGROUND

This section provides the background and research context.

2.1 LLM Tool Use

By integrating chain-of-thought prompting [31] with the output of tools, ReAct [38] demonstrated that LLMs were capable of interacting with tools to achieve better performance on tasks. Since then, LLM interaction with external tools has been widely explored. HuggingGPT [26] has LLMs compose computer vision pipelines by dynamically integrating the results of various computer vision models together. Voyager [28] allows LLMs to store and use acquired skills in the form of functions, which led Voyager to complete tasks in a computer game more effectively. LLM tool use has also been explored in software engineering, notably for program repair: Xia et al. [36] integrated test feedback into the prompt for better APR performance, while Kang et al. [12] allows LLMs to invoke a debugger to gather information and generate patches.

Recent iterations of OpenAI’s LLMs have embraced this change and added a feature named function calling.¹ This capability enables users to provide function descriptions to the LLM, which can respond with JSON data containing arguments required for calling one of the available functions on the digression of the LLM. For instance, if a user wants the LLM to compose a brief greeting email and send it to Alice, they can provide an API call for sending emails, such as `send_email(receiver, content)`. The LLM can then respond with a function call like `send_email("alice@example.com", "Hi")` to fulfill the user’s request. While these functions can serve as action executors, there is also the option to provide APIs that the LLM can query to obtain essential information for responding to users. For example, when a user inquires about the current weather in a specific city while providing the LLM with a weather API call description, the LLM has the choice to utilize the API call instead of offering an immediate response. The function call request can be captured and subsequently processed in an automated manner; the results obtained from this processing are then communicated back to the model, enabling seamless and efficient interaction between the user side and the LLM. In this context, we intend to define a set of functions that the LLM can employ to gather necessary information for debugging purposes.

2.2 Fault Localization

Fault localization (FL) is a critical process in software debugging that involves identifying specific locations in a program’s source code where bugs are present. Automated FL techniques help developers save time, particularly in large codebases, by accurately pinpointing the code locations most likely to be responsible for the target bug. In addition to aiding manual debugging, FL also plays a pivotal role in automated program repair techniques by providing information about potential fault locations [22], thus enabling the

generation of effective patches. Common FL technique families include Spectrum-based FL (SBFL), Information Retrieval-based FL (IRFL), and Mutation-based FL (MBFL) [34]. While SBFL techniques are known to be the most effective as standalone techniques [41], they require coverage data from both passing and failing tests. Meeting this requirement poses a challenge, particularly in the domain of large enterprise software, where coverage measurement can have high computational costs [4, 9, 15]. Additionally, most FL techniques lack a rationale or explanation in their output, limiting their reliability and practicality in real-world debugging scenarios. As Kochhar et al. [16] note, rationales for FL are crucial for bug fixing and incorporating practitioners’ domain knowledge. A clear rationale in FL enables developers to understand why a particular location is identified as the culprit for the bug, helping them make informed decisions during the fixing process. Additionally, practitioners expressed their desire to use the provided rationale to assess the correctness of FL output based on their domain knowledge.

3 APPROACH

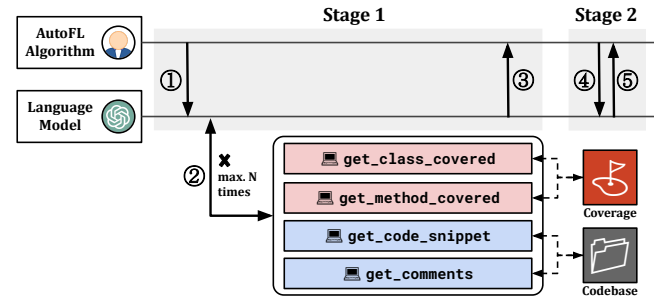


Figure 1: Diagram of AUTOFL. Each arrow represents a prompt / response between components, with the circled numbers indicating the order of interactions. Function invocations are made at most N times, where N is a predetermined parameter of AUTOFL.

In this paper, we introduce AUTOFL, a novel **automated and autonomous FL** technique that harnesses LLMs to localize bugs in software given a single failing test. As mentioned earlier, dealing with large code repositories is a challenge for LLMs, but we tackle this issue by equipping LLMs with custom-designed functions to enable code exploration and relevant information extraction.

An overview of AUTOFL is depicted in Figure 1. We employ a two-stage prompting process, where the first stage involves inquiring about the root cause of the given failure, and the second stage requests output about where the fault location is. In the first stage, ① AUTOFL provides a prompt to the LLM containing failing test information and descriptions of available functions for debugging to LLM. ② The LLM interacts with the provided functions autonomously, to extract the information needed for the debugging of the given failure. ③ Based on the gathered information, the LLM generates an explanation about the root cause of the observed failure. In the second stage, ④ the user queries for the location of the identified bug, and ⑤ the LLM responds by providing the culprit method (FL output). In doing so, we can explicitly acquire both the **Root Cause Explanation and Bug Location**.

¹<https://platform.openai.com/docs/guides/gpt/function-calling>

Listing 1: System Prompt for LLM

```

1 You are a debugging assistant. You will be presented with a failing
  ↳ test, and tools (functions) to access the source code of
  ↳ the system under test (SUT). Your task is to provide a step-
  ↳ by-step explanation of how the bug occurred, based on the
  ↳ failing test and the information you retrieved using tests
  ↳ about the SUT. You will be given 9 chances to interact with
  ↳ functions to gather relevant information. An example
  ↳ answer would look like follows.
2
3 <HANDCRAFTED ROOT CAUSE ANALYSIS EXAMPLE>

```

During the entire process, the system message² shown in Listing 1 is used to guide the LLM in its role as a debugging assistant. In the subsequent sections, we provide detailed descriptions of each stage of AUTOFL, and explain the final postprocessing pipeline to transform LLM outputs into a ranked list of actual code elements.

Listing 2: Example Prompt from Lang-48

```

1 The test `...testBigDecimal()` failed. The test looks like:
2
3 ```java
4 381 : public void testBigDecimal() {
5 382 : BigDecimal o1 = new BigDecimal("2.0");
6 383 : BigDecimal o2 = new BigDecimal("2.00");
7 385 : assertTrue(new EqualsBuilder().append(o1, o2).isEquals()); //
  ↳ error occurred here
8 386 : }
9 ```
10
11 It failed with the following error message and call stack:
12 ```
13 junit.framework.AssertionFailedError
14     at ...testBigDecimal(EqualsBuilderTest.java:385)
15 ```
16 Start by calling the `get_failing_tests_covered_classes` function.

```

3.1 Stage 1: Generating Root Cause Explanation

In order to provide information about the failed test to the LLM, AUTOFL automatically generates a query to the LLM containing details of the bug, such as the failing test and its error stack. Listing 2 shows the prompt template, with failure details highlighted in teal.

First, the prompt specifies the name of the failing test and provides the test code snippet (Line 1-9). The test code snippet is enclosed within triple backticks to indicate it is a code block. To provide only the essential information, we minimize the snippet to only include statements up to the point where the failure occurs, which is explicitly marked with the comment `// error occurred here`. In case the failure is within a nested block, the entire outermost statement containing the error is included. Additionally, any preceding assertion statements are detected and removed - for example, Line 384 in Listing 2 was removed and hence is not visible.

Following the snippet, the prompt presents the failure symptoms consisting of an error message and the stack trace (Line 13-14). Stack traces are automatically minimized by retaining only the information related to the target repository (e.g., lines related to external libraries are omitted). Additionally, repeated subsequences occurring more than five times are condensed to improve readability and conciseness, which helps with long stack traces, e.g. `StackOverflow` errors.

²A system message in the context of LLMs refers to a message that is provided to guide the behavior of the model. This message can include instructions that the language model is expected to follow during the conversation.

Finally, the prompt ends with a suggestion that the LLM call the `get_covered_classes` function (Line 16), to encourage the LLM to make use of functions when generating its answer. Preliminary experiments showed this improved the function call success rate by the LLM. While AUTOFL uses a single test in its prompt, note that the prompt can be easily extended to handle multiple failing tests by concatenating the information from each test.

Along with the prompt, the LLM is provided with four specialized functions for debugging (as depicted in Figure 1). The first two functions, indicated in red in the diagram, allow the LLM to obtain class-level and method-level coverage information related to the failing test. With these functions, the LLM can narrow down the methods associated with the observed failure, enabling a targeted analysis of the root cause. The latter two functions, denoted in blue in the diagram, constitute general code navigation tools. These functions take the signature of a method of interest as input and return the code snippet and the relevant documentation (if it exists). While simple, these functions permit significant flexibility for the LLM to explore the repository and access the current implementation and specification of methods.

Overall, AUTOFL provides the initial prompt and the function descriptions together to the LLM (Figure 1, ①), and allows it to ‘decide’ whether to request function calls or to explain the bug. If the LLM requests a function call, AUTOFL executes the function and provides the return value back to the model by adding the result to the message history (Figure 1, ②). Once the LLM generates an explanation for the root cause without requesting further function calls, Stage 1 concludes (Figure 1, ③). If the LLM exhausts its function call budget, AUTOFL simply moves on to Stage 2. In such cases, the LLM is no longer allowed to request function calls and must generate a response with the available information.

Listing 3: Prompt to Request the Fault Location

```

Based on the available information, provide the signatures of the
↳ most likely culprit methods for the bug. Your answer will
↳ be processed automatically, so make sure to only answer
↳ with the accurate signatures of the most likely culprit (in
↳ `ClassName.MethodName(ArgType1, ArgType2, ...)` format),
↳ without commentary (one per line).

```

3.2 Stage 2: Pinpointing The Fault Location

After Stage 1 concludes, the LLM is then prompted to predict the culprit methods based on the available information (Figure 1, ④). The prompt for this request is shown in Listing 3. In this stage, unlike Stage 1, we do not provide any functions to the LLM. Instead, we enforce the model to respond immediately, assuming that the LLM has already (implicitly) identified the fault locations while understanding the root cause of failure. Finally, the entire FL process concludes with the LLM providing a response including the potential fault locations (Figure 1, ⑤).

For instance, given the initial prompt about Lang-48 (Listing 2) in Stage 1, the LLM sequentially makes four function calls: first, to obtain the class and methods covered by the failing test, then to retrieve code snippets for the two methods, `isEquals()` and `append(Object, Object)`, of `EqualsBuilder`. The LLM then identifies the root cause of the bug: an erroneous utilization of the equals method for `BigDecimal` objects, resulting in a comparison based on references rather than values in the `append` method. In Stage 2,

the LLM suggests `EqualsBuilder.append(Object, Object)` as the culprit, which matches the developer patch location.

3.3 Finalizing Fault Localization Results

To address the inherent variability of LLMs, we propose to repeat the AUTOFL process R times ($R = 5$ in our experiment). After the repetitions, we consolidate these results into a single FL outcome. It is worth noting that if there exist multiple failing tests, we use distinct failing test cases for each run of AUTOFL. Specifically, if there is just one failing test case, all iterations are conducted with that specific test case. However, when there are several failing test cases, we adopt a round-robin approach, selecting one failing test case for each run to ensure the even distribution of iterations. For clarification, if the number of failing test cases exceeds the predefined maximum repetition count, R , we restrict our selection to only R failing test cases.

Given the R predictions generated from AUTOFL, we aggregate the outputs to drive a ranked list of suspicious methods. First, we assign scores to the methods flagged as suspicious by AUTOFL based on whether they appear in the final predictions generated from the R runs. Specifically, if a final prediction contains a total of n methods, we give a score of $1/n$ to each of these identified methods. These individual scores are then combined across all R predictions. To illustrate, supposing that the final predictions are $\{m1, m2\}$, $\{m2, m3\}$, $\{m3\}$, and $\{m2, m4\}$ across 5 runs, the score for method $m2$ would be calculated as: $0.5 + 1.0 + 0.5 + 0.0 + 0.5 = 2.5$. In case of a tie in scores, we prioritize methods that appeared in earlier predictions over others. For instance, in the given example, the resulting ranked list would be $[m2, m3, m1, m4]$.

Finally, if there are methods that are not part of the final AUTOFL results but are covered by the failing test cases, we append them to the end of the ranked list to ensure the list includes all methods relevant to the failures. These methods are sorted in descending order of the number of failing tests covering each method. To break ties, we give priority to methods that are more frequently mentioned during the function interaction process of AUTOFL (Figure 1, ②), based on the intuition that methods that are inspected by the LLM or related to inspected methods are more likely to be faulty than methods that were never observed in the debugging process.

4 RESULTS

We present the setup and results of our experiments.

4.1 Experimental Setup

To evaluate how well AUTOFL could reveal the fault location, we used the widely-used real-world bug benchmark, Defects4J [11]. We select this benchmark as it has been the subject of multiple fault localization studies [6, 7, 32], and in particular the comparative empirical study of Zou et al. [41], which compared the fault localization performance of various fault localization families: SBFL [1, 33], MBFL [21, 24], slicing [29], using the stack trace (Zou et al. [41] propose predicting methods in the stack based on Schroter et al. [25]), predicate switching [39], IRFL [40], and history-based fault localization [14]. Of these, IRFL and history-based fault localization are excluded, as they could not identify any true bug locations as the most likely fault element in the evaluation of Zou et al. We also

introduce two additional baselines relevant to our work: (i) how well the same LLM can identify bug locations without any function calls, i.e. call budget=0 (the LLM+Test baseline), and (ii) SBFL using only failing tests (the SBFL-F baseline). We confine our comparisons of AUTOFL to these standalone metrics to maintain fairness by limiting the evaluations to unsupervised FL techniques only. As AUTOFL does not involve any explicit learning process, we anticipate that its outcomes can also serve as a feature for learning-based FL techniques that combine multiple FL results [19, 27, 37, 41].

Following Zou et al., we use five projects from Defects4J (Chart, Closure, Lang, Math, Time) which together comprise 353 bugs in total, excluding some bugs that were deprecated to problems (e.g. problem duplication) in the Defects4J dataset. To make the comparison fair, we used the research artifact that Zou et al. publicly shared to derive rankings in an identical setting to ours, namely using an ordinal tiebreaker instead of the average tiebreaker, and removing four deprecated bugs from the Defects4J benchmark. For evaluation, we use the $acc@k$ metrics, which measure the number of bugs for which any buggy code element was correctly localized within the top k suggestions; the $acc@k$ metric has the additional benefit that it is a closer measure to what developers expect from FL [16]. As LLM-based FL techniques generate text as the final output instead of pinpointing a location, this text must be matched with existing methods within the repository. In this work, we check if the class name, method name, and method arguments of a fault method all match the predicted method to check if AUTOFL has accurately found the fault location. For our experiments, we used the `gpt-3.5-turbo-0613` language model from OpenAI.

4.2 FL Performance

Table 1: AUTOFL and FL Technique Performance from Zou et al. [41]

Family	Technique	acc@1	acc@3	acc@5
Predicate Switching		42	99	121
	Stack Trace	57	108	130
Slicing (frequency)		51	96	119
MBFL	MUSE	73	139	161
	Metallaxis	106	162	191
SBFL	Ochiai	122	192	218
	DStar	125	195	216
	SBFL-F	34	66	78
LLM-Based	LLM+Test	81	94	97
	AUTOFL	149	180	194

The FL performance of AUTOFL is compared against seven baseline techniques that showed non-zero performance per Zou et al. The results of this comparison are presented in Table 1. We find that AUTOFL could find the accurate bug location on its first choice ($acc@1$) in 149 cases, and that it shows superior performance to all standalone techniques that it was compared against, including those from the previously identified best fault localization family

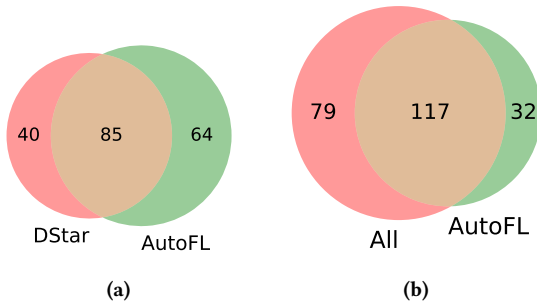


Figure 2: Overlap analysis of bugs successfully localized by the techniques on the first rank.

SBFL, while also showing comparable performance in $\text{acc}@3$ and $\text{acc}@5$ as well. It is noteworthy that AUTOFL showed comparable performance to standalone FL techniques that require more software artifacts from the developer even though it only uses only failing tests to identify the fault location. This is in contrast to other FL techniques which require more software artifacts from the developer, such as the SBFL techniques DStar and Ochiai, which generally require passing tests for good performance. In addition, we find that AUTOFL outperforms the LLM+Test baseline, which does not retrieve information from the repository, by a substantial margin (84.0% improved performance on $\text{acc}@1$). This indicates that the function calls are meaningfully contributing to better FL performance. Overall, our results indicate that AUTOFL provides state-of-the-art standalone fault localization performance and that these results are made possible by providing the LLM with tools to explore a repository.

To investigate how SBFL performs using the same artifacts as AUTOFL, we compare it against the SBFL-F baseline as well, which uses only failing tests; we find SBFL-F performed substantially worse than AUTOFL. Such results demonstrate that AUTOFL could provide state-of-the-art FL performance even without a preexisting test suite unlike existing techniques, underscoring the wide applicability of AUTOFL. For example, Kang et al. [13] note that 42% of the top starred Java repositories had no detectable JUnit test suite, and thus would suffer from low SBFL performance even if a failing test were provided. On the other hand, AUTOFL could provide strong performance even without a pre-existing test suite.

While AUTOFL achieved better $\text{acc}@1$ performance than the best previous automatic FL techniques, it may be providing correct results in a similar set of bugs to existing techniques, in which case the results of AUTOFL would be less interesting, and practically provide little marginal value to a supervised FL technique [19, 27, 37, 41]. We verify that the set of bugs that AUTOFL correctly localizes was substantially distinct from the best baseline SBFL technique, DStar, as shown in Figure 2 (a); more than 40% of the bugs that AUTOFL could successfully localize were not correctly localized on the first rank by DStar. Indeed, even when compared to the set of all baseline techniques that we used, 32 bugs could be uniquely localized by AUTOFL (Figure 2 (b)), indicating that its performance is indeed orthogonal to other techniques.

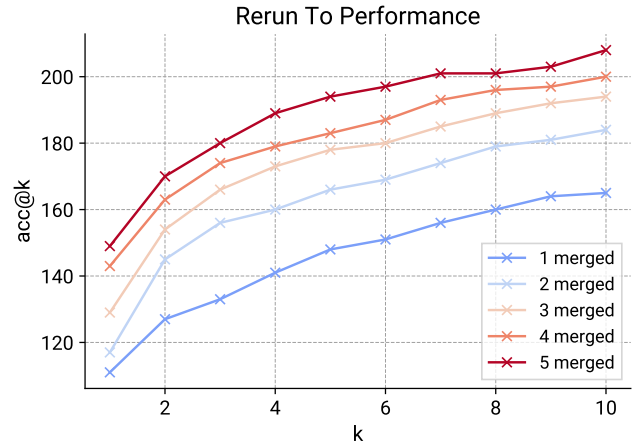


Figure 3: Performance as more run information is merged together.

Finally, we present the results of aggregating multiple runs in Figure 3. As the figure shows, as the algorithm is rerun and more results are merged, the performance of AUTOFL uniformly increases over all k , signifying that repeat runs can refine the rankings and suggest new locations that were overlooked by previous runs, and thus improve the performance consistently. Furthermore, the performance does not seem to have plateaued, suggesting that more runs could further improve the performance. These results demonstrate that our result aggregation algorithm (Section 3.3) is contributing to improving performance, as a single run alone, while still better than existing approaches on the $\text{acc}@1$ measure, performs substantially worse than the merged results (finding about 40 less locations accurately). Merging can also help improve the precision of AUTOFL: in our experiments, when all five runs agreed on a bug location, the likelihood that that location was actually a bug location was 93.5%, suggesting the possibility that such features could be used to assess the confidence AUTOFL has in predictions made, and thereby reduce developer hassle on false positives.

4.3 Function Call Patterns

In addition to investigating the performance of AUTOFL relative to baselines, we inspect *how* the LLM identifies fault locations within the framework of AUTOFL. First, we analyze the representative function call patterns in both successful and unsuccessful runs of AUTOFL, and present the results in Figure 4. The function call pattern which had the greatest success rate went as follows: which classes were covered was retrieved, then which methods were covered in a class of interest, then three consecutive methods were observed. A common success pattern was to similarly observe the code and comments of a target method. It appears that after such a confirmation process, AUTOFL could successfully identify that the retrieved method was indeed faulty. On the other hand, when AUTOFL failed, AUTOFL either inspected multiple methods seemingly with no aim until the call budget was met (left), or did not retrieve any information outside of class coverage and jumped

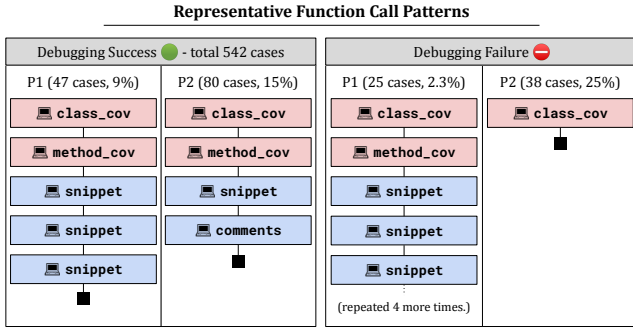


Figure 4: Most common function call sequence patterns in successful and unsuccessful runs. The black square means the LLM stopped calling functions at the next step.

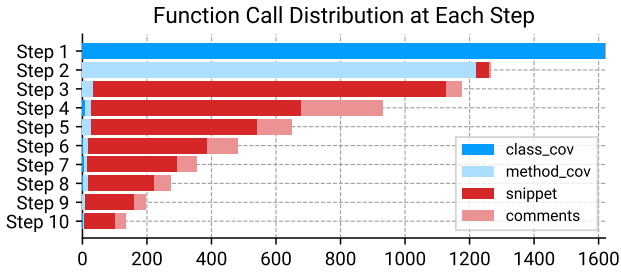


Figure 5: Function call frequency by step over all five runs of AUTOFL. The total length at each step decreases as AUTOFL can stop calling functions at any step; e.g. about 400 AUTOFL processes stopped calling functions after the first step.

to a conclusion (right). This indicates that a premature or overextended debugging process can yield worse performance, as was also suggested by the lower performance of the LLM+Test baseline.

We additionally provide the method call frequency at each step for each bug in Figure 5. As instructed, on the first function call step, AUTOFL always requests for the classes that are covered (blue). In the next step, AUTOFL generally retrieves the methods that were covered by the failing test, even though the LLM was not given explicit instructions to do so. Finally, from Step 3 and onward, AUTOFL mostly inspects the actual code of the repository via invoking the `get_code_snippet` and `get_comments` functions. As the graph shows, there is significant variance in the average function call length; for reference, the average number of function calls was 5.36 calls, and the standard deviation was 2.78 calls.

4.4 Qualitative Analysis

Finally, we present example runs from AUTOFL, one successful and one unsuccessful. On the successful example, we present the handling of AUTOFL locating the cause of the bug Math-30 from the Defects4J benchmark, in which the failing test does not make it clear what method is being tested (the buggy method name never appears within the test). In this bug, the test shown in Listing 4 fails, due to an integer overflow issue when calculating the p-value in the

Listing 4: Failing test for Math-30.

```

1 @Test
2 public void testBigDataSet() throws Exception {
3     double[] d1 = new double[1500];
4     double[] d2 = new double[1500];
5     for (int i = 0; i < 1500; i++) {
6         d1[i] = 2 * i;
7         d2[i] = 2 * i + 1;
8     }
9     double result = testStatistic.mannWhitneyUTest(d1, d2);
10    Assert.assertTrue(result > 0.1); // error occurred here
11 }

```

AutoFL on Defects4J Math-30

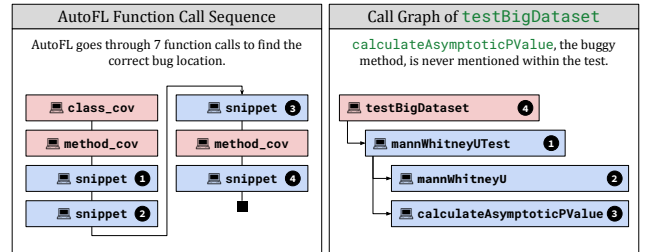


Figure 6: Example run of AUTOFL on Defects4J Math-30.

`calculateAsymptoticPValue` function, which for brevity we refer to as [CAPV] in this paragraph. Figure 6 shows a schematic of how AUTOFL debugged the issue to find the buggy location. The function call sequence of AUTOFL is presented in the left half of Figure 6. Here, we see that AUTOFL inspected four different functions in the process of discerning which part of the repository was responsible for the bug. After the first two function calls that provide information about which parts of the repository were executed by the failing test, based on the test code provided by the user message (as in Listing 2), AUTOFL uses the code inspection function to look at the code of the `mannWhitneyUTest` function, which was mentioned within the test. In turn, this method calls three other methods, of which two are subsequently inspected by AUTOFL: `mannWhitneyU` and [CAPV]. After inspecting these methods in turn, AUTOFL once more inspects the test method (Figure 6 (4)) and concludes that the [CAPV] function is most likely to be the culprit of the bug, based on the assertion and the expected behavior of the functions. Indeed, the developer actually fixed this function to remove the bug. Meanwhile, SBFL (Ochiai) could not rank this method on a high level for two reasons: (i) as the test is not meant to test the buggy method specifically, the coverage profile of the failing test does not clearly specify a single method, and (ii) there are too few passing tests that execute this part of the code to improve the accuracy of SBFL in this situation. This example clearly shows that AUTOFL has the potential to go deeper within software repositories to identify which part of the code is likely to be causing an error, and that it can provide meaningful FL results based on a single failing test when other techniques struggle.

In addition to this, we present the explanation that AUTOFL made for its debugging process of Math-30 in Listing 5. The explanation starts by explaining what the test checks (Line 1), then summarizes

Listing 5: Debugging Explanation of Math-30 from AUTOFL. Lightly edited for clarity.

```

1 The test failed with an AssertionError at line 113, where it
  ↳ expected the result of the mannWhitneyUTest method to be
  ↳ greater than 0.1.
2 To understand the source of the failure, we need to examine the
  ↳ implementation of the mannWhitneyUTest method.
3 <mannWhitneyUTest code>
4 We can see that the mannWhitneyUTest method calculates the Mann-
  ↳ Whitney U statistic by calling the mannWhitneyU method...
  ↳ Finally, it calls the calculateAsymptoticPValue method to
  ↳ calculate the asymptotic p-value.
5 To investigate further, let's look at the implementation of the
  ↳ calculateAsymptoticPValue method in the same class.
6 <calculateAsymptoticPValue code>
7 In the calculateAsymptoticPValue method, the U minimum value is used
  ↳ to calculate a z-score. The z-score is then used to
  ↳ calculate the p-value using the cumulative probability of a
  ↳ standard normal distribution...
8 The bug is likely in the calculateAsymptoticPValue method, where the
  ↳ calculation of the p-value using the cumulative
  ↳ probability of a standard normal distribution is performed.

```

what methods AUTOFL looked at and what the methods were doing, while presenting relevant code (lines 2-7). Finally, AUTOFL correctly infers that the p-value calculation has yielded unexpected results, and predicts that [CAPV] is the buggy location. This example, while from an algorithm in its early stages of development, provides a glance as to how AUTOFL could provide helpful explanations for developers when automatically debugging, which is an important feature that is missing from existing work [16], as noted earlier.

Listing 6: Failing test for Time-25.

```

1 public void test_DateTime_constructor_Moscow_Autumn() {
2     DateTime dt = new DateTime(2007, 10, 28, 2, 30, ZONE_MOSCOW);
3     assertEquals("2007-10-28T02:30:00.000+04:00", dt.toString());
4 }

```

For the unsuccessful example, we present the case of the bug Time-25, for which AUTOFL failed to correctly identify the code element causing the bug. Here, the innocuous-looking test presented at Listing 6 is only the tip of the iceberg of complexity; the code responsible for the test failure can be seen only after following multiple method calls, which makes it difficult for AUTOFL to accurately follow all the method calls to reach the true faulty method. Instead of accurately following the long trace of methods that are called by the constructor at Line 2, we find that AUTOFL followed the call process over two steps, and at that point generated an (erroneous) explanation about why the bug was happening, culminating in the suggestion to fix the ZONE_MOSCOW variable. This highlights a weakness of AUTOFL, in that it is not yet fully capable of pursuing the cause of a bug deep within a project, and often performs ‘shallow’ analysis instead. This is also the likely cause of its comparatively weaker acc@5 performance in Table 1: while AUTOFL is more capable of identifying the intent of a test and thus shows stronger performance when identifying the responsible method on the first rank (acc@1), when that guess is wrong, it becomes difficult for AUTOFL to evaluate a large number of methods compared to baselines, ultimately resulting in lower performance (acc@5). In turn, this points to an avenue of future research as well: while the first steps

to address the issue of having an LLM inspect a repository have been made, more must be done to allow LLMs to perform deeper analysis and aid developers in truly difficult debugging situations.

5 DISCUSSION

We describe threats and possible future research directions.

5.1 Threats to Validity

A key threat to validity is the possibility that the Defects4J bug benchmark data was used as part of the LLM training data by OpenAI. While this issue may threaten internal validity, we demonstrated that even if this is the case, the architecture of AUTOFL helps improve performance by comparing with the LLM+Test baseline. For external validity, it is difficult to tell whether our results would generalize. This prompts the increasing need for a benchmark that consists of real bugs reported after the OpenAI data cutoff point (that is, bugs that were reported after 2021).

5.2 Future Work

Our results point to multiple interesting directions forward. In our experiments, we only used four simple functions to navigate source code and obtain bug-related information. However, there are many other possible tools that may improve LLM-based FL performance. For example, one may be inspired by the tools that developers use when searching for the cause of a bug: prior work suggests that they use search engines or symbolic debuggers [3], which may help improve the FL performance of AUTOFL by helping the LLM rely on verifiable sources instead of hallucinating.

Alternatively, one could explore how to make a helpful explanation of FL results that could help developers make decisions. Even when FL results are ultimately wrong, if a technique could provide helpful insight and automatically provide hints about the nature of the bug, it could be beneficial to the developer, especially given the literature on how developers want explanations on automated debugging results [16, 23]. Investigating what kind of information developers would need to be persuaded and want to see would also be a promising research direction to help the adoption of these tools, a chronic problem in automated debugging research [17].

6 CONCLUSION

This paper presents AUTOFL, which is the first application of large language models to tackle the problem of fault localization to the best of our knowledge. We find that AUTOFL shows significant promise, with its acc@1 FL performance superior to all other standalone baselines from prior work that we compared with, even though it requires less artifacts from developers. We verify that the functions provided to the LLM by AUTOFL improve performance significantly, and that AUTOFL appears to make function calls appropriately based on the available information. Finally, we present both successful and unsuccessful debugging examples from AUTOFL that highlight the potential and future directions of LLM-based FL. Overall, we believe these results suggest a promising future for LLM-based FL and point towards interesting research directions.

REFERENCES

- [1] Rui Abreu, Peter Zoetewij, Rob Golsteijn, and Arjan J. C. van Gemund. 2009. A Practical Evaluation of Spectrum-Based Fault Localization. *J. Syst. Softw.* 82, 11 (nov 2009), 1780–1792. <https://doi.org/10.1016/j.jss.2009.06.035>
- [2] Toufique Ahmed, Supriyo Ghosh, Chetan Bansal, Thomas Zimmermann, Xuchao Zhang, and Saravan Rajmohan. 2023. Recommending Root-Cause and Mitigation Steps for Cloud Incidents Using Large Language Models. In *Proceedings of the 45th International Conference on Software Engineering* (Melbourne, Victoria, Australia) (ICSE '23). IEEE Press, 1737–1749. <https://doi.org/10.1109/ICSE48619.2023.00149>
- [3] Abdulaziz Alaboudi and Thomas D. LaToza. 2021. An Exploratory Study of Debugging Episodes. *ArXiv abs/2105.02162* (2021). <https://api.semanticscholar.org/CorpusID:233739926>
- [4] Thomas Bach, Artur Andrzejak, Changyun Seo, Christian Bierstedt, Christian Lemke, and Daniel Ritter et al. 2022. Testing Very Large Database Management Systems: The Case of SAP HANA. *Datenbank-Spektrum* 22, 3 (nov 2022), 195–215. <https://doi.org/10.1007/s13222-022-00426-x>
- [5] Tom Brown, Benjamin Mann, Nick Ryder, Melanie Subbiah, Jared D Kaplan, and Prafulla et al. Dhariwal. 2020. Language models are few-shot learners. *Advances in neural information processing systems* 33 (2020), 1877–1901.
- [6] Dylan Callaghan and Bernd Fischer. 2023. Improving Spectrum-Based Localization of Multiple Faults by Iterative Test Suite Reduction. In *Proceedings of the 32nd ACM SIGSOFT International Symposium on Software Testing and Analysis*. ACM. <https://doi.org/10.1145/3597926.3598148>
- [7] An Ran Chen, Tse-Hsun (Peter) Chen, and Junjie Chen. 2022. How Useful is Code Change Information for Fault Localization in Continuous Integration?. In *Proceedings of the 37th IEEE/ACM International Conference on Automated Software Engineering*. ACM. <https://doi.org/10.1145/3551349.3556931>
- [8] Aakanksha Chowdhery, Sharan Narang, Jacob Devlin, Maarten Bosma, Gaurav Mishra, and Adam Roberts et al. 2022. PaLM: Scaling Language Modeling with Pathways. *arXiv:2204.02311* [cs.CL]
- [9] Marko Ivankovic, Goran Petrovic, René Just, and Gordon Fraser. 2019. Code coverage at Google. In *Proceedings of the 2019 27th ACM Joint Meeting on European Software Engineering Conference and Symposium on the Foundations of Software Engineering*. 955–963.
- [10] Nan Jiang, Kevin Liu, Thibaud Lutellier, and Lin Tan. 2023. Impact of Code Language Models on Automated Program Repair. *arXiv:2302.05020* [cs.SE]
- [11] René Just, Darioush Jalali, and Michael D. Ernst. 2014. Defects4J: A Database of Existing Faults to Enable Controlled Testing Studies for Java Programs. In *Proceedings of the 2014 International Symposium on Software Testing and Analysis* (San Jose, CA, USA) (ISSTA 2014). Association for Computing Machinery, New York, NY, USA, 437–440. <https://doi.org/10.1145/2610384.2628055>
- [12] Sungmin Kang, Bei Chen, Shin Yoo, and Jian-Guang Lou. 2023. Explainable Automated Debugging via Large Language Model-driven Scientific Debugging. *arXiv:2304.02195* [cs.SE]
- [13] Sungmin Kang, Juyeon Yoon, and Shin Yoo. 2023. Large Language Models are Few-shot Testers: Exploring LLM-based General Bug Reproduction. In *Proceedings of the 45th IEEE/ACM International Conference on Software Engineering (ICSE 2023)*.
- [14] Sunghun Kim, Thomas Zimmermann, E. James Whitehead, and Andreas Zeller. 2008. Predicting Faults from Cached History. In *Proceedings of the 1st India Software Engineering Conference* (Hyderabad, India) (ISEC '08). Association for Computing Machinery, New York, NY, USA, 15–16. <https://doi.org/10.1145/1342211.1342216>
- [15] Yong Woo Kim. 2003. Efficient use of code coverage in large-scale software development. In *Proceedings of the 2003 conference of the Centre for Advanced Studies on Collaborative research*. 145–155.
- [16] Pavneet Singh Kochhar, Xin Xia, David Lo, and Shanping Li. 2016. Practitioners' Expectations on Automated Fault Localization. In *Proceedings of the 25th International Symposium on Software Testing and Analysis* (Saarbrücken, Germany) (ISSTA 2016). Association for Computing Machinery, New York, NY, USA, 165–176. <https://doi.org/10.1145/2931037.2931051>
- [17] Lucas Layman, Madeline Diep, Meiyappan Nagappan, Janice Singer, Robert Deline, and Gina Venolia. 2013. Debugging Revisited: Toward Understanding the Debugging Needs of Contemporary Software Developers. In *2013 ACM / IEEE International Symposium on Empirical Software Engineering and Measurement*. 383–392. <https://doi.org/10.1109/ESEM.2013.43>
- [18] Caroline Lemieux, Jeevana Priya Inala, Shuvendu K. Lahiri, and Siddhartha Sen. 2023. CodaMOSA: Escaping Coverage Plateaus in Test Generation with Pre-trained Large Language Models. In *2023 45th International Conference on Software Engineering (ICSE)*.
- [19] Xia Li, Wei Li, Yuqun Zhang, and Lingming Zhang. 2019. DeepFL: Integrating Multiple Fault Diagnosis Dimensions for Deep Fault Localization. In *Proceedings of the 28th ACM SIGSOFT International Symposium on Software Testing and Analysis* (Beijing, China) (ISSTA 2019). Association for Computing Machinery, New York, NY, USA, 169–180.
- [20] Zhe Liu, Chunyang Chen, Junjie Wang, Xing Che, Yuekai Huang, Jun Hu, and Qing Wang. 2023. Fill in the Blank: Context-Aware Automated Text Input Generation for Mobile GUI Testing. In *Proceedings of the 45th International Conference on Software Engineering* (Melbourne, Victoria, Australia) (ICSE '23). IEEE Press, 1355–1367. <https://doi.org/10.1109/ICSE48619.2023.00119>
- [21] Seokhyeon Moon, Yunho Kim, Moonzoo Kim, and Shin Yoo. 2014. Ask the Mutants: Mutating Faulty Programs for Fault Localization. In *2014 IEEE Seventh International Conference on Software Testing, Verification and Validation*. 153–162. <https://doi.org/10.1109/ICST.2014.28>
- [22] Manish Motwani and Yuriy Brun. 2023. Better Automatic Program Repair by Using Bug Reports and Tests Together. *arXiv:2011.08340* [cs.SE]
- [23] Yannic Noller, Ridwan Shariffdeen, Xiang Gao, and Abhik Roychoudhury. 2022. Trust Enhancement Issues in Program Repair. In *Proceedings of the 44th International Conference on Software Engineering* (Pittsburgh, Pennsylvania) (ICSE '22). Association for Computing Machinery, New York, NY, USA, 2228–2240. <https://doi.org/10.1145/3510003.3510040>
- [24] Mike Papadakis and Yves Le Traon. 2015. Metallaxis-FL: Mutation-Based Fault Localization. *Softw. Test. Verif. Reliab.* 25, 5–7 (aug 2015), 605–628. <https://doi.org/10.1002/stvr.1509>
- [25] Adrian Schroter, Adrian Schröter, Nicolas Bettenburg, and Rahul Premraj. 2010. Do stack traces help developers fix bugs?. In *2010 7th IEEE Working Conference on Mining Software Repositories (MSR 2010)*. 118–121. <https://doi.org/10.1109/MSR.2010.5463280>
- [26] Yongliang Shen, Kaitao Song, Xu Tan, Dongsheng Li, Weiming Lu, and Yueting Zhuang. 2023. HuggingGPT: Solving AI Tasks with ChatGPT and its Friends in Hugging Face. *arXiv:2303.17580* [cs.CL]
- [27] Jeongju Sohn and Shin Yoo. 2021. Empirical Evaluation of Fault Localisation Using Code and Change Metrics. *IEEE Transactions on Software Engineering* 47, 8 (aug 2021), 1605–1625. <https://doi.org/10.1109/tse.2019.2930977>
- [28] Guanzhi Wang, Yuqi Xie, Yunfan Jiang, Ajay Mandilekar, Chaowei Xiao, Yuke Zhu, Linxi Fan, and Anima Anandkumar. 2023. Voyager: An Open-Ended Embodied Agent with Large Language Models. *arXiv preprint arXiv:2305.16291* (2023).
- [29] Tao Wang and Abhik Roychoudhury. 2008. Dynamic Slicing on Java Bytecode Traces. *ACM Trans. Program. Lang. Syst.* 30, 2, Article 10 (mar 2008), 49 pages. <https://doi.org/10.1145/1330017.1330021>
- [30] Jason Wei, Yi Tay, Rishi Bommasani, Colin Raffel, Barret Zoph, Sebastian Borgeaud, Dani Yogatama, Maarten Bosma, Denny Zhou, Donald Metzler, Ed H. Chi, Tatsunori Hashimoto, Oriol Vinyals, Percy Liang, Jeff Dean, and William Fedus. 2022. Emergent Abilities of Large Language Models. *arXiv:2206.07682* [cs.CL]
- [31] Jason Wei, Xuezhi Wang, Dale Schuurmans, Maarten Bosma, Ed Huai hsin Chi, Quoc Le, and Denny Zhou. 2022. Chain of Thought Prompting Elicits Reasoning in Large Language Models. *ArXiv abs/2201.11903* (2022).
- [32] Ratnadira Widyasari, Gede Artha Azriadi Prana, Stefanus A. Haryono, Yuan Tian, Hafid Noer Zachiary, and David Lo. 2022. XAI4FL: Enhancing Spectrum-Based Fault Localization with Explainable Artificial Intelligence. In *2022 IEEE/ACM 30th International Conference on Program Comprehension (ICPC)*. 499–510.
- [33] W. Eric Wong, Vidroha Debroy, Ruizhi Gao, and Yihao Li. 2014. The DStar Method for Effective Software Fault Localization. *IEEE Transactions on Reliability* 63, 1 (2014), 290–308. <https://doi.org/10.1109/TR.2013.2285319>
- [34] W. Eric Wong, Ruizhi Gao, Yihao Li, Rui Abreu, and Franz Wotawa. 2016. A Survey on Software Fault Localization. *IEEE Transactions on Software Engineering* 42, 8 (2016), 707–740. <https://doi.org/10.1109/TSE.2016.2521368>
- [35] Chunqiu Steven Xia, Yuxiang Wei, and Lingming Zhang. 2022. Practical Program Repair in the Era of Large Pre-trained Language Models. *arXiv preprint arXiv:2210.14179* (2022).
- [36] Chunqiu Steven Xia and Lingming Zhang. 2023. Conversational Automated Program Repair. *arXiv:2301.13246* [cs.SE]
- [37] Jifeng Xuan and Martin Monperrus. 2014. Learning to Combine Multiple Ranking Metrics for Fault Localization. In *2014 IEEE International Conference on Software Maintenance and Evolution*. IEEE. <https://doi.org/10.1109/icsme.2014.41>
- [38] Shunyu Yao, Jeffrey Zhao, Dian Yu, Nan Du, Izhak Shafran, Karthik Narasimhan, and Yuan Cao. 2022. React: Synergizing reasoning and acting in language models. *arXiv preprint arXiv:2210.03629* (2022).
- [39] Xiangyu Zhang, Neelam Gupta, and Rajiv Gupta. 2006. Locating Faults through Automated Predicate Switching. In *Proceedings of the 28th International Conference on Software Engineering* (Shanghai, China) (ICSE '06). Association for Computing Machinery, New York, NY, USA, 272–281. <https://doi.org/10.1145/1134285.1134324>
- [40] Jian Zhou, Hongyu Zhang, and David Lo. 2012. Where should the bugs be fixed? More accurate information retrieval-based bug localization based on bug reports. In *2012 34th International Conference on Software Engineering (ICSE)*. 14–24. <https://doi.org/10.1109/ICSE.2012.6227210>
- [41] Daming Zou, Jingjing Liang, Yingfei Xiong, Michael D. Ernst, and Lu Zhang. 2019. An empirical study of fault localization families and their combinations. *IEEE Transactions on Software Engineering* 47 (Feb. 2019), 332–347.