

Surface Tension Between Coexisting Phases of Active Brownian Particles

Longfei Li,¹ Zihao Sun,^{1,2} and Mingcheng Yang^{1,2,3,*}

¹*Beijing National Laboratory for Condensed Matter Physics and Laboratory of Soft Matter Physics, Institute of Physics, Chinese Academy of Sciences, Beijing 100190, China*

²*School of Physical Sciences, University of Chinese Academy of Sciences, Beijing 100049, China*

³*Songshan Lake Materials Laboratory, Dongguan, Guangdong 523808, China*

The confliction between the stable interface in phase-separated active Brownian particles and its negative surface tension, obtained mechanically via the active pressure, has sparked considerable debate about the formula of active surface tension. Based on the intrinsic pressure of active system, we here derive a proper mechanical expression of active surface tension by calculating the work required to create a differential interface area, while remaining interfacial profile invariant (not considered previously). Our expression yields a significantly positive surface tension that increases with the particle activity, which is supported by mechanical analysis on the interface. Our results thus fundamentally resolve the contradiction related to active surface tension.

Introduction.—Active matter consisting of an ensemble of self-propelled units is an important class of non-equilibrium systems [1–3] and can exhibit diverse exotic phenomena, forbidden in thermal equilibrium [4–11]. A prominent example is motility-induced phase separation (MIPS), which refers to a spontaneous gas-liquid phase separation of purely repulsive active Brownian particles (ABPs) above certain densities and activities [6, 12–15]. Although great progress in the MIPS has been made in the past decade, surface tension of the active gas-liquid interface, a central physical quantity of the MIPS, still remains elusive and controversial.

Since Bialké *et al.* reported that the surface tension γ is significantly negative in the phase-separated repulsive ABPs [16], a proper identification of the active γ and the corresponding mechanism of interfacial stability have been widely debated [17–32]. In the work by Bialké *et al.*, γ is derived mechanically based on *active pressure* and the resulting expression is the integration of the difference between normal and tangential active pressures across the surface region, formally the same as the Kirkwood-Buff equation [33]. Negative surface tension was repeatedly reported by subsequent studies [17–19]. Intuitively, a negative γ destabilizes the interface and thus contradicts with the stable MIPS.

The mechanical determination of active γ needs to identify the pressure of active systems, and however a consensual interpretation of the latter has yet been reached. Recently, it has been gradually recognized that the *intrinsic pressure* in an active system should be composed of the ideal-gas pressure and the one arising from interparticle interactions (i.e., corresponding to the traditional momentum transfer) [20, 21, 34–39]; while the active pressure aforementioned is the sum of the intrinsic pressure and the swim pressure [8, 40–42]. Within the framework of the intrinsic pressure, the coexisting gas and liquid phases have different pressures, that are balanced by the polarization-induced body force. With the intrinsic pressure, Omar *et al.* derived a different mechanical expression of active surface tension, yielding a

near-zero but still negative γ [20]. Moreover, combining the intrinsic pressure and Laplace-like equation, Lauersdorf *et al.* also obtained a small γ but with considerable numerical fluctuations [21].

On the other hand, despite the out-of-equilibrium nature of active matter, capillary wave theory (CWT), one of the standard way to determine γ in passive systems, is employed to quantify the active surface tension [16–18, 22]. Therein, the CWT assumes an equilibrium-like equipartition relation, in which the traditional thermal energy is replaced by “housekeeping work” or “effective thermal energy”. Such an assumption, however, could be invalid in active systems. Another type of approach to calculate the active surface tension, following the equilibrium thermodynamic route, is to construct nonequilibrium chemical potential or effective free energy for the phase-separated ABPs [25–28]. Some of them give a positive effective γ , while other may support both positive and negative values [28]. Nevertheless, the equilibrium-like effective thermodynamic treatments are elusive and not *a priori* guaranteed by basic thermodynamic principles, such that the resulting effective γ is generally not equivalent to its mechanical counterpart that is well-defined even far from equilibrium. In addition, scalar field theory has been used to investigate the surface tension for generic continuum active model in a coarse-grained way [29–32]. It also allows both positive and negative effective γ , which however has no direct connection to the mechanical γ . Therefore, it is still a challenging open problem to unambiguously determine the *genuine* surface tension of the phase-separated ABPs.

In this Letter, we derive a new formula for the mechanical surface tension of the phase-separated ABPs by using the intrinsic pressure to calculate the work required to create a differential interface area. In our derivation, it is crucial to maintain the interfacial profiles of intensive quantities when changing the interface area, which is a natural requirement to examine the interface with exactly specified properties but is omitted in previous studies. Based on the obtained formula, our simulation

results show that the active γ is significantly positive, well consistent with the stable interface of the MIPS. Moreover, our results are supported by a simplified mechanical analysis on the interface.

Theory.—We first derive the mechanical expression of the surface tension of the phase-separated ABPs. For convenience, the following calculation is confined to two dimensions, which can be straightforwardly extended to three-dimensional systems. The coexisting system consists of a homogeneous gas phase, a homogeneous liquid phase and an inhomogeneous surface region sandwiched between two bulk phases. The bulk pressure and density are separately P_g and ρ_g for the gas phase, and P_l and ρ_l for the liquid phase. Note that the pressure in the present work represents the *intrinsic pressure*, unless stated otherwise. To analyze the surface properties, we isolate the surface region from the whole system, as sketched in Fig. 1 by the red solid square of length l_i and width l_y , with the x axis perpendicular to the interface. The boundaries of the surface region are taken far into each bulk phase. As a result, the density profile $\rho_i(x)$ of the surface region (represented by the green solid curve in Fig. 1) saturates to the corresponding bulk-phase values at the positions far from the left and right borders of the surface region (i.e., $x = 0$ and $x = l_i$), as well as the pressure profile $P_i(x)$ (not shown).

An important difference from a passive interface is that the active interface region possesses a polarization-induced body force density, $f_0 m(x) \hat{x}$, pointing to the dense phase [20, 21, 39]. Here, f_0 and $m(x) \hat{x}$ are the self-propelling force and the local polarization of active particles, respectively. The latter is given by $m(x) = (1/l_y) \int P(x, \theta) \cos \theta d\theta$, where $P(x, \theta)$ denotes the probability distribution function of finding a particle locating at x with an orientation θ (with respect to the x axis). When $P_l = P_g + f_0 M$, with $f_0 M = \int_0^{l_i} f_0 m(x) dx$ the polarization force on the surface per unit area, the force balance of the surface region is established.

To obtain γ from its mechanical definition, that is the work required to create a unit area of the surface with the volume fixed, we isothermally and quasistatically deform the surface region. We expand the surface region along the y direction by δy ($\delta y \ll l_y$), and meanwhile compress it along the x direction by δx_1 and δx_2 separately from its left and right boundaries, as displayed by the red dashed square in Fig. 1. To maintain a constant volume, we have

$$l_i l_y = (l_i - \delta x_1 - \delta x_2)(l_y + \delta y). \quad (1)$$

For an equilibrium phase-separated state ($P_g = P_l$), the derivation of γ does not depend on the specific values of δx_1 and δx_2 , as long as $\delta x_1 + \delta x_2$ satisfies Eq. (1) [as can be seen from Eq. (3)]. However, for the MIPS ($P_g \neq P_l$), δx_1 and δx_2 need to be specified through an extra condition in order to perform a proper derivation. The extra important condition, that is usually neglected but needs

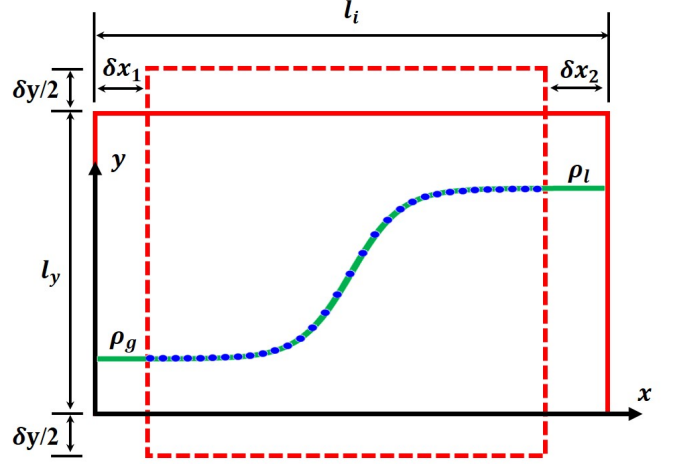


FIG. 1: Schematic of the deformation of the surface region used to derive the surface tension. The red solid and red dashed squares separately represent the original and deformed surface regions, with the x axis perpendicular to the surface. The green solid and blue dotted curves denote the density profiles $\rho_i(x)$ of ABPs in the original and deformed surface regions, respectively, and they coincide with each other when the deformed surface region lacks a net whole movement.

to be met during the deformation of surface region, is that the interfacial profile of any intensive quantity remains invariant (e.g., the density profile represented by the blue dotted curve in Fig. 1). Otherwise, the interfacial properties will change, giving rise to an improper γ due to $P_g \neq P_l$. Thus, the combination of the invariant density profile and conservation of particles yields

$$l_y \int_0^{l_i} \rho_i(x) dx = (l_y + \delta y) \int_{\delta x_1}^{l_i - \delta x_2} \rho_i(x) dx. \quad (2)$$

Here, for simplicity, we have additionally prescribed that the deformed surface region experiences no net whole displacement with respect to the original surface region (as indicated by their overlapping density profiles in Fig. 1), so that the polarization force does no work.

For the above deformation, the work δW done on the surface region can be easily written as

$$\delta W = P_g l_y \delta x_1 + P_l l_y \delta x_2 - \delta y \int_0^{l_i} P_i^T(x) dx, \quad (3)$$

with $P_i^T(x)$ the tangential pressure (in the y direction). From Eqs. (1-3) and the mechanical definition, $\gamma = \delta W / \delta y$, neglecting higher-order terms, we obtain

$$\gamma = \int_0^{l_i} \left[P_g \frac{\rho_l - \rho_i(x)}{\rho_l - \rho_g} + P_l \frac{\rho_i(x) - \rho_g}{\rho_l - \rho_g} - P_i^T(x) \right] dx. \quad (4)$$

Equation (4) is the central result of this Letter, and it is valid in both equilibrium and nonequilibrium systems.

It should be pointed out that for a more general deformation of the surface region that exhibits a net whole movement (say $\delta x'$), the pressures and the polarization-induced force seemingly do extra work on the interface region, $(P_g + f_0 M - P_l)l_y \delta x'$, besides the δW of Eq. (3). Nevertheless, since $P_l = P_g + f_0 M$, the resulting surface tension is exactly the same as Eq. (4).

It would be instructive to compare the present result, Eq. (4), with existing theories. In equilibrium state, $P_g = P_l = P$, Eq. (4) reduces to the well-known Kirkwood-Buff expression [33],

$$\gamma = \int_0^{l_x} [P - P_i^T(x)] dx. \quad (5)$$

On the other hand, in the ABPs system, by only considering the area conservation of surface region in Eq. (1) but omitting the condition in Eq. (2), Omar *et al.* recently obtained a similar formula to Eq. (5), but with the bulk-phase P replaced by the local normal pressure $P(x)$ [20]. And, their formula yields a small negative γ . Furthermore, by using the active pressure P^A (in this case $P_g^A = P_l^A = P^A$), Bialké *et al.* reported a surface tension with the same form as Eq. (5) [16], nevertheless their γ is significantly negative. These negative γ contradict with our physical intuition that a mechanically stable active surface, extensively observed in the MIPS, should possess a positive surface tension.

It is not convenient to directly use Eq. (4) in simulation to compute the surface tension, since it needs to track the surface location frequently. A numerically more efficient method is achieved by extending the interval of integration in Eq. (4) to the whole system (including the bulk phases and surface region), because of the null contribution outside the surface region, which results in

$$\gamma = \frac{1}{2} l_x \left[\frac{P_g \rho_l - P_l \rho_g}{\rho_l - \rho_g} + \frac{P_l - P_g}{\rho_l - \rho_g} \rho_0 - \bar{P}^T \right]. \quad (6)$$

Here, the prefactor $\frac{1}{2}$ accounts for two surfaces, l_x refers to the total length of the whole system in the x direction, and ρ_0 and \bar{P}^T are, respectively, the mean density and the average tangential pressure of the whole system.

Results.—We now implement simulations to compute the surface tension of the phase-separated ABPs through Eq. (6). The MIPS is formed by $N = 50000$ ABPs of diameter σ in a rectangular box of size $l_x \times l_y$, with periodic boundary conditions. The interactions between particles are described by the Weeks-Chandler-Andersen potential, $U(r) = 4\epsilon[(\sigma/r)^{12} - (\sigma/r)^6] + \epsilon$ if $r < 2^{1/6}\sigma$, and $U(r) = 0$ otherwise. The motion of particle i with orientation $\mathbf{n}_i = [\cos \theta_i, \sin \theta_i]$ follows the overdamped Langevin equation,

$$\dot{\mathbf{r}}_i = v_0 \mathbf{n}_i - \frac{1}{\gamma_t} \nabla_{\mathbf{r}_i} U_t + \sqrt{2D_t} \boldsymbol{\xi}_i; \quad \dot{\theta}_i = \sqrt{2D_r} \zeta_i. \quad (7)$$

Here, $D_t = k_B T / \gamma_t$ and $D_r = k_B T / \gamma_r$ separately are translational and rotational diffusion coefficients with

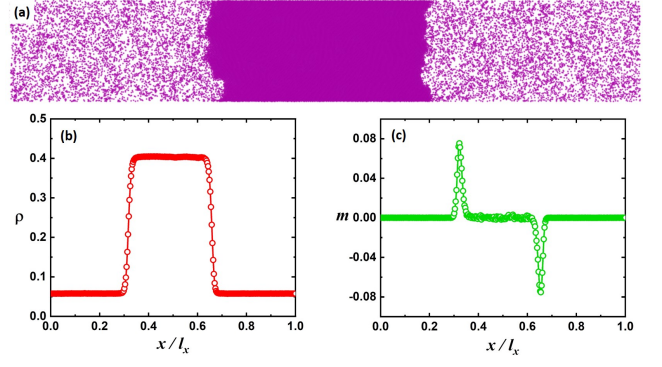


FIG. 2: MIPS of the ABPs at $Pe = 160$ and the mean density $\rho_0 = 0.175$. (a) A typical snapshot, (b) density profile, and (c) local polarization profile.

the translational (rotational) friction coefficient γ_t ($\gamma_r = \sigma^2 \gamma_t / 3$) and thermal energy $k_B T = \epsilon$, $U_t = \sum_j U(r_{ij})$, and $v_0 = f_0 / \gamma_t$ is a constant self-propelling velocity. In Eq. (7), $\boldsymbol{\xi}$ and ζ refer to the Gaussian-distributed white noises of zero mean and unit variance. In simulations, we take $\sigma = 2$, $k_B T = 1$ and $\gamma_t = 100$, and other physical quantities are accordingly reduced. We parameterize our system with Péclet number $Pe = 3v_0 / (\sigma D_r)$ and the mean density $\rho_0 = N / (l_x l_y)$. To reach the steady state quickly, the particles are initially arranged in a slab with a hexagonal close-packed structure. Moreover, we set $l_x / l_y \approx 6$ to encourage the coexisting dense phase to span the shorter dimension.

Figure 2(a) shows a snapshot of the gas-liquid phase separation for $Pe = 160$ and $\rho_0 = 0.175$, and Figs. 2(b) and (c) are the corresponding profiles of density and local polarization along the x axis, respectively. The density difference between the bulk gas and liquid of the repulsive ABPs means a difference in the intrinsic pressure, which is balanced by $f_0 M$. Using Eq. (6), we compute the active surface tension for varying Pe realized by tuning the self-propelling velocity at a fixed mean density $\rho_0 = 0.175$. The result in Fig. 3 shows that the γ is always much larger than zero and increases with Pe . This significantly positive γ is caused by the great polarization-induced force occurring in the surface region. A positive γ is consistent with the stable MIPS of the ABPs, as expected intuitively. Thus, we recover the traditional knowledge that a stable surface even in active systems should have a positive mechanical surface tension.

To better compare with the surface tension previously quantified via the active pressure, we also simulate the MIPS system having the same parameters as those employed by Bialké *et al.* [16]. In this case, the computed γ from Eq. (6) is still significantly positive, $\gamma \approx 1067$, in striking contrast to the largely negative surface tension, $\gamma \approx -475$, obtained by Bialké *et al.* [16]. To qualitatively demonstrate the rationality of the largely positive γ and its dependence on the particle activity, we roughly esti-

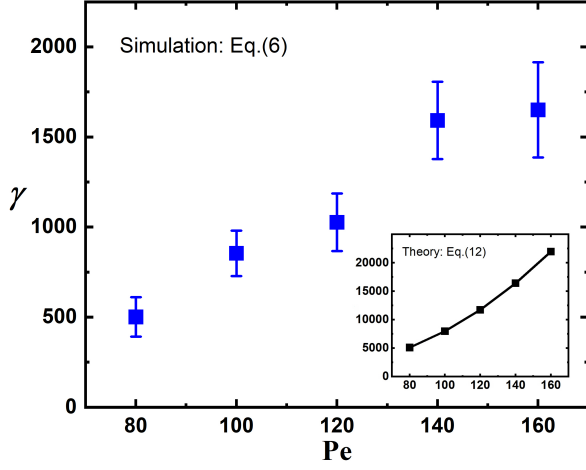


FIG. 3: Active surface tension γ in the MIPS as a function of Pe , obtained from the direct simulation based on Eq. (6). The inset shows γ estimated theoretically from Eq. (12).

mate γ through a very simplified mechanical analysis on the interface as follows.

Consider a horizontal interface of macroscopically phase-separated ABPs, that has a bulge with a large curvature radius R induced by fluctuations, as sketched in Fig. 4(a). The corresponding force analysis on the bulge is given in Fig. 4(b). Because of the interfacial stability, the fluctuation-induced bulge rapidly relaxes to a flat interface, and thus the total force on the bulge has to meet the condition,

$$2\gamma \sin \beta + \int_{-\beta}^{\beta} [f_0 M(R) + P_g - P_l] R \cos \theta d\theta > 0. \quad (8)$$

Here, the thickness of the interface is much smaller than the bulge radius R , and $f_0 M(R)$ denotes the polarization force on the bulge per unit area, pointing against the radial direction of the bulge. Note that $M(R)$ depends on the curvature radius and hence differs from the value of the flat interface, M . To proceed, we use the force balance condition of the flat interface $P_l = P_g + f_0 M$. Thus, the inequality (8) becomes

$$\gamma > R[P_0^A - P_0^A(R)], \quad (9)$$

where θ has been integrated out, and the definitions $P_0^A = P_g + f_0 M$ and $P_0^A(R) = P_g + f_0 M(R)$ have been used. Since the coexisting liquid phase generally is very dense, it may be roughly regarded as a rigid wall. As a consequence, the P_0^A and $P_0^A(R)$, respectively, approximately correspond to the active pressure on a planar wall and a circular wall of curvature radius R , exerted by the coexisting ABP gas of density ρ_g . Once P_0^A and $P_0^A(R)$ are known, the minimal magnitude of γ can be estimated from the relation (9).

In order to analytically obtain $P_0^A(R)$ and P_0^A , we further approximate the coexisting ABP gas as non-interacting ABPs owing to its low density. Thus, we can

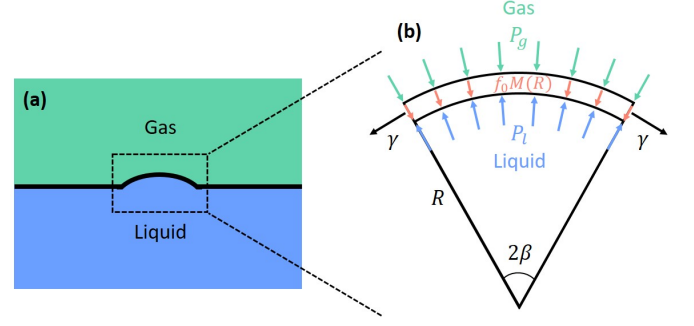


FIG. 4: (a) Sketch of a horizontal interface of the MIPS, with a bulge of curvature radius R induced by fluctuations. (b) Mechanical analysis on the bulge with a central angle 2β , where the green, blue, black and pink arrows represent the gas pressure, liquid pressure, surface tension and the polarization force $f_0 M(R)$, respectively.

utilize an empirical but very precise expression of the active pressure (neglecting ideal-gas pressure $\rho_g k_B T$) on a circular wall exerted by the ideal ABP gas [43],

$$\frac{P_0^A(R)}{P_0^A} = \alpha e^{-2l_p/R} + (1 - \alpha) \frac{\log 2}{\log(1 + \exp[l_p/R])}, \quad (10)$$

in which $\alpha \simeq 0.0893$, $l_p = v_0/D_r$ is the persistent length of active particle, and $P_0^A = (v_0^2 \gamma_t / 2D_r) \rho_g$. For a bulge with a very large curvature radius, $l_p/R \ll 1$ and hence Eq. (10) can be readily reduced to

$$\frac{P_0^A(R)}{P_0^A} = 1 - 2 \left(\alpha + \frac{1 - \alpha}{4 \log 2} \right) \frac{l_p}{R}. \quad (11)$$

Substituting Eq. (11) into the relation (9) gives

$$\gamma > 0.835 l_p P_0^A. \quad (12)$$

Clearly, the right hand side of the inequality (12) is independent of the radius R of the bulge, and only relies on the density and activity of the ABPs. Inserting the known l_p and the measured ρ_g from the MIPS of interacting ABPs [e.g., Fig. 2(b)] into the inequality (12), we can obtain a minimum value of γ , which is plotted in the inset of Fig. 3 for comparison. From Fig. 3, one finds that the predicted minimum γ agrees with the measured surface tension from Eq. (6) both in sign and trend, although with a factor ~ 10 difference in magnitude. Given that many approximations have been used to obtain the inequality Eq. (12), such an agreement is remarkable, suggesting that the positive surface tension of the MIPS is rather robust.

Finally, we compare our results with a recent study by Lauersdorf *et al.* [21], where the active surface tension is approximately computed from the force balance on the interface between a stable ABP liquid droplet and its coexisting gas by using the intrinsic pressure. In that work, Lauersdorf *et al.* claimed that the computed γ is nearly

zero, having an average value of 0.033 with large numerical fluctuations (see Fig.7 of Reference [21]). However, the reported γ therein has been nondimensionalized by dividing by a quite large quantity with an order of 10^5 (at $Pe = 150$ and packing fraction = 0.55). If their average γ is nondimensionalized through the characteristic surface tension scale $\sim k_B T / \sigma$ (as we have done), it will be about several thousand, thus having the same sign and order of magnitude as our results in Fig. 3.

Conclusion.—Using the intrinsic pressure, we derive a proper expression of active surface tension of phase-separated active systems from its mechanical definition. According to the obtained formula, our simulation measurements show that the surface tension of the ABPs is significantly positive, in contrast to the previous studies [16, 20] that reported a largely negative or a near-zero but negative surface tension. The simulation results are supported by a minimal theoretical calculation that directly analyzes the forces on an active interface. The positive surface tension is naturally compatible with the stable MIPS, so the present work unambiguously solves the puzzle of negative mechanical surface tension in the MIPS. Our findings are not limited to the ABPs, but can be straightforwardly used to quantify surface tension for numerous other active systems, thus paving the way for investigating active interfacial phenomena.

ACKNOWLEDGMENT

We thank Matthias Schmidt for helpful discussions. This work was supported by the National Natural Science Foundation of China No. 12274448 and the Strategic Priority Research Program of Chinese Academy of Sciences (No. XDB33000000).

* Electronic address: mcyang@iphy.ac.cn

- [1] S. Ramaswamy, *Annu. Rev. Condens. Matter Phys.* **1**, 323 (2010).
- [2] M. C. Marchetti, J.-F. Joanny, S. Ramaswamy, T. B. Liverpool, J. Prost, M. Rao, and R. A. Simha, *Reviews of Modern Physics* **85**, 1143 (2013).
- [3] C. Bechinger, R. Di Leonardo, H. Löwen, C. Reichhardt, G. Volpe, and G. Volpe, *Reviews of Modern Physics* **88**, 045006 (2016).
- [4] T. Vicsek, A. Czirók, E. Ben-Jacob, I. Cohen, and O. Shochet, *Phys. Rev. Lett.* **75**, 1226 (1995).
- [5] V. Narayan, S. Ramaswamy, and N. Menon, *Science* **317**, 105 (2007).
- [6] M. E. Cates and J. Tailleur, *Annu. Rev. Condens. Matter Phys.* **6**, 219 (2015).
- [7] C. Dombrowski, L. Cisneros, S. Chatkaew, R. E. Goldstein, and J. O. Kessler, *Phys. Rev. Lett.* **93**, 098103 (2004).
- [8] A. P. Solon, Y. Fily, A. Baskaran, M. E. Cates, Y. Kafri, M. Kardar, and J. Tailleur, *Nature Physics* **11**, 673 (2015).
- [9] R. Di Leonardo, L. Angelani, D. Dell'Arciprete, G. Ruocco, V. Iebba, S. Schippa, M. P. Conte, F. Mecarini, F. De Angelis, and E. Di Fabrizio, *Proceedings of the National Academy of Sciences* **107**, 9541 (2010).
- [10] P. Liu, S. Ye, F. Ye, K. Chen, and M. Yang, *Phys. Rev. Lett.* **124**, 158001 (2020).
- [11] Q. Yang, H. Zhu, P. Liu, R. Liu, Q. Shi, K. Chen, N. Zheng, F. Ye, and M. Yang, *Phys. Rev. Lett.* **126**, 198001 (2021).
- [12] J. Tailleur and M. Cates, *Phys. Rev. Lett.* **100**, 218103 (2008).
- [13] Y. Fily and M. C. Marchetti, *Phys. Rev. Lett.* **108**, 235702 (2012).
- [14] G. S. Redner, M. F. Hagan, and A. Baskaran, *Phys. Rev. Lett.* **110**, 055701 (2013).
- [15] I. Buttinoni, J. Bialké, F. Kümmel, H. Löwen, C. Bechinger, and T. Speck, *Phys. Rev. Lett.* **110**, 238301 (2013).
- [16] J. Bialké, J. T. Siebert, H. Löwen, and T. Speck, *Phys. Rev. Lett.* **115**, 098301 (2015).
- [17] T. Speck, *EPL (Europhysics Letters)* **114**, 30006 (2016).
- [18] A. Patch, D. M. Sussman, D. Yllanes, and M. C. Marchetti, *Soft Matter* **14**, 7435 (2018).
- [19] S. Das and R. Chelakkot, *Soft Matter* **16**, 7250 (2020).
- [20] A. K. Omar, Z.-G. Wang, and J. F. Brady, *Physical Review E* **101**, 012604 (2020).
- [21] N. Lauersdorf, T. Kolb, M. Moradi, E. Nazockdast, and D. Klotsa, *Soft Matter* **17**, 6337 (2021).
- [22] S. Paliwal, V. Prymidis, L. Filion, and M. Dijkstra, *The Journal of Chemical Physics* **147**, 084902 (2017).
- [23] E. Chacón, F. Alarcón, J. Ramírez, P. Tarazona, and C. Valeriani, *Soft Matter* **18**, 2646 (2022).
- [24] T. Speck, *Soft Matter* **16**, 2652 (2020).
- [25] S. Hermann, D. de Las Heras, and M. Schmidt, *Phys. Rev. Lett.* **123**, 268002 (2019).
- [26] T. Speck, *Physical Review E* **103**, 012607 (2021).
- [27] R. Wittmann, U. M. B. Marconi, C. Maggi, and J. M. Brader, *Journal of Statistical Mechanics: Theory and Experiment* **2017**, 113208 (2017).
- [28] A. P. Solon, J. Stenhammar, M. E. Cates, Y. Kafri, and J. Tailleur, *New Journal of Physics* **20**, 075001 (2018).
- [29] E. Tjhung, C. Nardini, and M. E. Cates, *Physical Review X* **8**, 031080 (2018).
- [30] G. Fausti, E. Tjhung, M. Cates, and C. Nardini, *Phys. Rev. Lett.* **127**, 068001 (2021).
- [31] M. Besse, G. Fausti, M. E. Cates, B. Delamotte, and C. Nardini, *Phys. Rev. Lett.* **130**, 187102 (2023).
- [32] M. Cates and C. Nardini, *Phys. Rev. Lett.* **130**, 098203 (2023).
- [33] J. G. Kirkwood and F. P. Buff, *The Journal of Chemical Physics* **17**, 338 (1949).
- [34] W. Yan and J. F. Brady, *Soft Matter* **11**, 6235 (2015).
- [35] T. Speck and R. L. Jack, *Physical Review E* **93**, 062605 (2016).
- [36] S. Steffenoni, G. Falasco, and K. Kroy, *Physical Review E* **95**, 052142 (2017).
- [37] S. Paliwal, J. Rodenburg, R. van Roij, and M. Dijkstra, *New Journal of Physics* **20**, 015003 (2018).
- [38] J. M. Epstein, K. Klymko, and K. K. Mandadapu, *The Journal of Chemical Physics* **150**, 164111 (2019).

- [39] A. K. Omar, H. Row, S. A. Mallory, and J. F. Brady, Proceedings of the National Academy of Sciences **120**, e2219900120 (2023).
- [40] S. C. Takatori, W. Yan, and J. F. Brady, Phys. Rev. Lett. **113**, 028103 (2014).
- [41] A. P. Solon, J. Stenhammar, R. Wittkowski, M. Kardar, Y. Kafri, M. E. Cates, and J. Tailleur, Phys. Rev. Lett. **114**, 198301 (2015).
- [42] R. G. Winkler, A. Wysocki, and G. Gompper, Soft Matter **11**, 6680 (2015).
- [43] F. Smalenburg and H. Löwen, Physical Review E **92**, 032304 (2015).