

# Tram-FL: Routing-based Model Training for Decentralized Federated Learning

Kota Maejima, Takayuki Nishio, Asato Yamazaki, and Yuko Hara-Azumi

**Abstract**—In decentralized federated learning (DFL), substantial traffic from frequent inter-node communication and non-independent and identically distributed (non-IID) data challenges high-accuracy model acquisition. We propose Tram-FL, a novel DFL method, which progressively refines a global model by transferring it sequentially amongst nodes, rather than by exchanging and aggregating local models. We also introduce a dynamic model routing algorithm for optimal route selection, aimed at enhancing model precision with minimal forwarding. Our experiments using MNIST, CIFAR-10, and IMDb datasets demonstrate that Tram-FL with the proposed routing delivers high model accuracy under non-IID conditions, outperforming baselines while reducing communication costs.

**Index Terms**—Decentralized Federated Learning, Communication Efficiency, Distributed Machine Learning.

## I. INTRODUCTION

THE advancements in deep learning algorithms, driven by abundant data, have led to highly accurate models in natural language processing and computer vision. In scenarios where data constraints inhibit the development of high-performance predictive models, as is often the case with individual hospitals or financial institutions, collaborating with diverse entities can enhance the efficacy of deep learning. Nevertheless, such extensive data aggregation poses significant privacy risks, as highlighted by Ren et al. [1]. This challenge has spurred advancements in the field of Federated Learning (FL) [2]. FL enables participants to cooperatively train the model by synchronizing only locally trained model parameters without exposing the raw data. In a typical FL system, a central parameter server is employed to coordinate a large federation of participating nodes and collects gradients and model parameters from data nodes instead of gathering data to update the global model. However, the centralized FL paradigm can introduce security vulnerabilities and the peril of a single point of failure. As a countermeasure, the concept of a decentralized FL framework has been advanced. This alternative approach eliminates the central parameter server, instead implementing model aggregation across nodes in a distributed fashion, thereby circumventing the aforementioned risks inherent to the centralized structure.

Gossip-SGD is a notable algorithm in DFL [3]–[5]. Nodes asynchronously update models and exchange with adjacent

nodes, generating an exhaustive model for the network. However, when individual nodes only have access to non-IID data, making it difficult to reach a consensus on a global model due to varying gradients.

The challenge of handling non-IID data is a critical issue within the field of FL [6]. Concurrently, several researchers are grappling with this problem, specifically within the paradigm of Decentralized FL. PDMM-SGD algorithm, delineated by Niwa et al. (2020) [7], provides an effective method for training a robust global model under linear consensus constraints, which advocate for the uniformity of model parameters across all nodes. Nevertheless, in strongly non-IID settings, especially when the data bias is markedly high, this algorithm could face considerable difficulties in achieving a high-precision global model. Additionally, communication costs tend to be substantial due to frequent communication within the network.

In response to the aforementioned challenges, we introduce a novel FL framework, designated as Tram-FL. Contrary to existing methodologies, Tram-FL facilitates learning by circulating a solitary global model amongst nodes. In other words, it foregoes the use of local models and model aggregation, with each node directly updating the global model instead. As a result, an appropriate selection of nodes for model traversal can emulate a state of training under IID data. For instance, by considering the class of data each node possesses and opting for nodes in a manner that approximates IID for the training data, Tram-FL can ameliorate accuracy degradation, even in exceedingly non-IID scenarios. Furthermore, given its faster model convergence compared to conventional DFL and the fact that it only requires a single model to be transmitted within the network, Tram-FL can facilitate the learning process with significantly reduced communication overhead.

In Tram-FL, the determination of these routes for model traversal exerts a significant impact on both the model’s convergence and the requisite communication traffic. This task of identifying the most suitable route is termed as the model routing problem. In order to resolve this problem, we propose a dynamic model routing algorithm that aims to achieve a highly precise global model with minimized model transmissions. Our proposed algorithm is predicated on the hypothesis that enhanced accuracy can be achieved with a reduced number of communication rounds by utilizing a training strategy that minimizes bias in the selection of both short-term and long-term samples. In selecting the subsequent node, the algorithm is designed to reduce the distribution bias inherent in the data hitherto employed for model training.

We conducted two experiments to evaluate the efficacy of Tram-FL. In the first experiment, we assessed the effectiveness

This work was supported by JST, PRESTO Grant Number JPMJPR2035, Japan.

K. Maejima, T. Nishio, A. Yamazaki, Y. Hara are with the School of Engineering, Tokyo Institute of Technology, Tokyo 152-8550, Japan (e-mail: maejima.k.aa@m.titech.ac.jp; nishio@ict.e.titech.ac.jp; yamazaki.a.ah@m.titech.ac.jp; hara@cad.ict.e.titech.ac.jp).

of Tram-FL by comparing the accuracy achieved per total number of model transmissions with existing methods in different DFL scenarios. The results indicated that Tram-FL demonstrated stable convergence with fewer model transmissions in almost all scenarios. In our second experiment, we assessed the efficacy of our proposed dynamic model routing algorithm by juxtaposing the total count of model transmissions needed to attain a specified level of accuracy across a range of model routing algorithms. The results demonstrated that our proposed dynamic model routing algorithm reached the designated level of accuracy with the least aggregate number of model transmissions, thereby substantiating its efficiency.

## II. PROPOSED METHOD

### A. System model

This section presents the essential requirements for implementing the proposed method. In this study, we operate under the assumption of cross-silo FL. Unlike cross-device FL, which involves tens of thousands of devices such as smartphones, cross-silo FL pertains to a FL scenario where dozens of data servers participate [8]. Cross-silo FL contemplates a context where although data cannot be shared among nodes, such as in factories, hospitals, or banks, these nodes are mutually trustworthy. This setup facilitates cooperative training of deep learning models for applications such as pathological detection or fraudulent transaction detection. In this paper, we assume that the data servers involved in cross-silo FL, subsequently referred to as nodes, collectively train a deep neural network (DNN) model for a specific shared application.

It is assumed that the nodes possess suitably preprocessed data for their shared deep learning tasks. Specifically, each node is presumed to hold data that has been subjected to suitable preprocessing steps, such as labeling and completion of missing values, enabling it to train models using its own data. Nodes construct mini-batches from their data via random sampling for model training. This assumption is ubiquitous in the field of FL.

Moreover, it is anticipated that statistical information regarding the dataset owned by nodes, such as label distributions, can be pre-shared. This information is crucial for determining the root of the model in the proposed method, and it is an assumption often used in the FL setup under a non-IID setting [9].

Furthermore, this research assumes that the corporate data servers in cross-silo FL, denoted as nodes, are logically interconnected via the Internet, forming a fully meshed network topology. It is presumed that the logical links between nodes are stable, and each node can maintain uninterrupted and error-free communication with all other nodes at a satisfactory speed, perpetually.

### B. Tram-FL Algorithm

Tram-FL aims to achieve model convergence in non-IID settings with minimal communication costs where data imbalance among nodes is significantly high. To accomplish this

---

### Algorithm 1 Tram-FL

---

```

1: Initialization of  $w^{(0)}$ 
2: Locate  $w^{(0)}$  to randomly selected node  $i$ 
3: for each round  $k = 1, 2, 3, \dots, K$  do
4:    $\triangleright$  Step 1: Update model parameters
5:    $w^k \leftarrow w^{k-1} - \eta \nabla F(w^{k-1})$ 
6:   if  $k \bmod T = 0$  then
7:      $\triangleright$  Step 2: Transmit model to next node
8:     Select node  $j \in \mathcal{V}$  by formula (5)
9:     Transmit  $w^{k+1}$  to node  $j$ 
10:  end if
11: end for

```

---

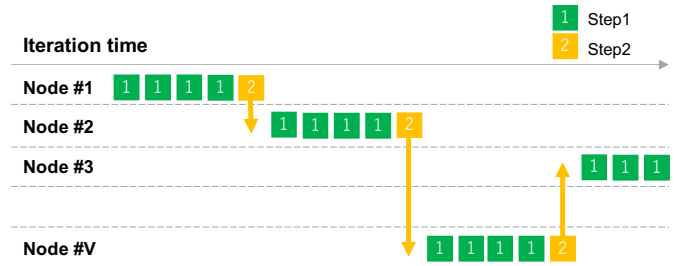


Fig. 1. Illustration of the sequence in the proposed Tram-FL model updating procedure. Step 1 involves the node updating the model parameter using a minibatch, followed by the transmission of the model to the next node in Step 2.

objective, it is an important idea to circulate a single model throughout the entire network via an appropriate route during distributed model training.

**Fig. 1** delineates an exemplar of the sequence involving model updates and the subsequent model transfers amongst the nodes. A node that obtains a global model proceeds to update this model using a specific number of its data batches, as depicted in Step 1 of the figure. The quantity of batches deployed for these local updates is denoted as  $T (\geq 1)$ , exemplified by  $T = 4$  in the figure. Subsequently, the global model is transferred to the next node, determined by the model routing algorithm, which is represented as Step 2 in the figure. This procedure is iteratively executed until the model's validation loss or accuracy reaches a predetermined threshold, or until a specified number of communication rounds are completed.

**Algorithm 1** presents the Tram-FL algorithm. The DNN model parameters at iteration  $k$  are represented by  $w^k$ , and the loss function that requires minimization is denoted by  $F(\cdot)$ . Let  $\mathcal{V}$  denote the set of nodes, and  $\eta$  be the learning rate. In each of the  $K$  rounds of iteration, Step 1 and Step 2 are repeated. In Step 1, the node holding the model updates  $w^k$  by extracting one batch of its own training data. This procedure is replicated  $T$  times prior to advancing to Step 2, where the subsequent node designated for learning is determined and the model is accordingly transmitted. The selection of the subsequent node is predicated on a model routing algorithm elaborated in Section II-C.

Our proposed framework curtails overall network traffic

by transmitting a single model, which is advantageous compared to conventional approaches transmitting multiple models. However, a drawback inherent in this approach is the serialization of model updates, which can increase communication rounds and extend learning time. Interestingly, the serialization of model updates also confers a substantial benefit in dealing with non-IID data, offsetting the increase in communication rounds. Even though each mini-batch may be non-IID during the training phase, our method—through consistent updating of the model with a selected subset of mini-batches and their distribution to a diverse set of nodes—approximates the performance of a model trained with IID data over medium-to-long-term periods. Notably, when both the batch size and the T parameter are set to 1, and with an appropriate selection of nodes, our methodology is congruent with training conducted using stochastic gradient descent on aggregated, or IID, data.

However, adjusting the batch size and T to 1 increases the frequency of model transmissions and network traffic. Additionally, biased node selection within the model’s routing path could introduce considerable deviation from the ideal update scenario, or updates using IID data, potentially compromising the model’s convergence capability. Therefore, optimizing batch size, T parameter, and the model’s routing pathway is critical, but this study mainly focuses on enhancing the optimization of the model’s routing, leaving batch size and T adjustment for future research.

### C. Model Routing Algorithm

In this paper, we propose a dynamic model routing algorithm that decides the model’s circulation path based on the label distribution of the data previously used for model updates and the label distribution of the data owned by the nodes. The algorithm is premised on the hypothesis that maximum accuracy can be accomplished with fewer communication rounds by conducting training that avoids the usage of biased samples in both short and long terms. Therefore, the proposed algorithm aims to minimize the bias in the label distribution of the data used for training. That is to say, it seeks to approximate a uniform distribution of labels by preferentially selecting nodes that possess data with underrepresented labels.

We define a round as a period during which a node receives a model, updates it, and transfers it to the subsequent node. Let’s denote  $L_i = \{l_{i,c} \mid c \in C\}$  as the number of training samples stored by node  $i$ , where  $C$  signifies a set of labels and  $l_{i,c} \geq 0$  indicates the quantity of samples with label  $c$  present at node  $i$ . The total number of samples possessed by node  $i$  is represented by  $N_i$ , hence  $N_i = \sum_{c \in C} l_{i,c}$ . Moreover, let  $L_i^k$  represent the number of samples utilized by node  $i$  for training the received model during round  $k$ , thus  $L_i^k = \{l_{i,c}^k \mid c \in C\}$ , with  $l_{i,c}^k, (0 \leq l_{i,c}^k \leq l_{i,c})$  being the count of samples with label  $c$  used in round  $k$ .

We posit that the cumulative number of samples used for model training up to round  $k$  is expressed as  $L^k$ , yielding

$$L^k = \left\{ \sum_{k=1}^K l_{i_k}^k, c \mid c \in C \right\}, \quad (1)$$

TABLE I  
EXPERIMENTAL SETUP

Dataset	MNIST	CIFAR-10	IMDb
Number of nodes	3, 5, 10	3, 5, 10	3, 5
Model size	1,199,882	2,168,746	328,386
Input size	784	1024	80
Mini-batch size	100	100	100
Learning-rate	0.005	0.005	0.05
Model transmission interval	6	1	1
Total iteration number	5,000	100,000	25,000

where  $K$  represents the current round, and  $i_k$  symbolizes the node possessing the model at round  $k$ . For simplified notation, we use  $l_c^k$  to represent  $\sum_{k=1}^K l_{i_k}^k, c$ .

Our proposed routing algorithm selects the succeeding node such that  $L^k$  adheres to a pattern closely approximating a uniform distribution, specifically aiming to achieve

$$l_c^k = l_{c'}, (c, c' \in C). \quad (2)$$

To accomplish this, the proposed algorithm identifies the optimal node,  $i^*$ , that is expected to minimize the variance of  $L^k$  as the succeeding node. The selection policy can be formulated as follows:

$$i^* = \underset{j}{\operatorname{argmin}} \sigma(L^k + \frac{BT}{N_j} L_j) \quad (3)$$

$$\sigma(L^k) = \frac{1}{|C|} \sum_{c \in C} (l_c^k - \frac{1}{|C|} \sum_{c \in C} l_c^k), \quad (4)$$

where  $B$  denotes the batch size. In this study, we assume that the node receiving the model randomly samples its (non-IID) data to construct mini-batches of size  $B$ , which are then used for training in that round. Consequently,  $\frac{BT}{N_j} L_j$  reflects the expected number of samples labeled  $c$  that will be utilized by node  $j$  for training the model. Therefore, by determining the node according to (3), the expected value of the variance of  $L^{k+1}$  can be minimized. When the variance becomes 0, our objective (2) is fulfilled. That is, the distribution of  $L^{k+1}$  will be a uniform distribution, which suggests that all labels have been used equally for model training up to round  $k + 1$ . This uniform distribution is desirable as it implies unbiased learning based on all available labels, leading to a model with balanced performance across all classes.

## III. EXPERIMENTAL SETUP

We conducted experimental evaluations across two scenarios, both operating under a non-IID setting. For the initial scenario, we benchmarked Tram-FL (without the model routing algorithm) against two baseline methods, Gossip-SGD [3]–[5] and PDMM-SGD [7]. This comparison served to underscore the potential of Tram-FL to enhance model convergence, particularly in the context of non-IID data distributions.

We employed two image classification tasks, namely MNIST [10] and CIFAR-10 [11], and a text classification task called IMDb [12]. The MNIST dataset contains ten classes of handwritten digits, while the CIFAR-10 dataset comprises color images of objects belonging to ten different classes. The IMDb dataset consists of movie reviews that are labeled either positive or negative. The sample sizes of the training and test

sets are 60,000, 10,000, 50,000, 10,000, and 25,000, 25,000 for MNIST, CIFAR-10, and IMDB, respectively. The training samples were distributed to the nodes in the following way.

**MNIST, CIFAR-10:** The data labels assigned to each node are distributed uniformly and without any overlapping. Specifically, when  $V = 3$ , the labels are partitioned into three sets  $\{0, 1, 2\}$ ,  $\{3, 4, 5\}$ , and  $\{6, 7, 8, 9\}$ , and assigned to node 0, 1, and 2, respectively. In a similar fashion, when  $V = 5$ , the labels are partitioned into five sets  $\{0, 1\}$ ,  $\{2, 3\}$ ,  $\{4, 5\}$ ,  $\{6, 7\}$ , and  $\{8, 9\}$ , while for  $V = 10$ , they are partitioned into ten sets  $\{0\}$ ,  $\{1\}$ ,  $\{2\}$ ,  $\{3\}$ ,  $\{4\}$ ,  $\{5\}$ ,  $\{6\}$ ,  $\{7\}$ ,  $\{8\}$ , and  $\{9\}$ . Each node is assigned all the samples that have data labels distributed in that node. In MNIST, when  $V = 3$ ,  $N_1 = 18000$ ,  $N_2 = 18000$ ,  $N_3 = 24000$ . When  $V = 5$ ,  $N = 12000$  and when  $V = 10$ ,  $N = 6000$ . In CIFAR-10, when  $V = 3$ ,  $N_1 = 15000$ ,  $N_2 = 15000$ ,  $N_3 = 20000$ . When  $V = 5$ ,  $N = 10000$  and when  $V = 10$ ,  $N = 5000$ .

**IMDb:** The training data is divided based on the exponential distribution and its corresponding cumulative distribution function. Specifically, when  $V=3$ ,  $L_0$ ,  $L_1$ , and  $L_2$  were  $[10,125, 2,625]$ ,  $[2,000, 4,750]$ , and  $[375, 5,125]$ , respectively. Similarly, when  $V=5$ ,  $L_0$ ,  $L_1$ ,  $L_2$ ,  $L_3$ , and  $L_4$  were  $[7,875, 1,125]$ ,  $[2,875, 2,375]$ ,  $[1,125, 2,875]$ ,  $[375, 3,000]$ , and  $[250, 3,125]$ , respectively.

A DNN architecture for each task was as follows: The model for MNIST was a convolutional neural network (CNN) comprising two  $3 \times 3$  convolutional layers with 32 and 64 output channels, respectively, which are activated by Rectified Linear Units (ReLU). Following the convolutional layers are  $2 \times 2$  max pooling and a dropout rate of 0.5. Subsequently, the architecture incorporates two fully connected layers with 128 units activated by ReLU and 10 units with a dropout rate of 0.5 in between. The model for CIFAR-10 consists of four  $3 \times 3$  convolutional layers with 32, 64, 64, and 64 channels, each activated with ReLU and group normalized. Further, the model includes  $2 \times 2$  per 2-layer max pooling and a dropout rate of 0.25. Additionally, the architecture has two all-coupled layers with 512 units activated with ReLU and 10 units activated with softmax, with a dropout rate of 0.5 in between. For the IMDb, we used LSTM, a type of recurrent neural network (RNN) known for its ability to handle sequential data. Specifically, we used the same model architecture as the one used in the Keras tutorial [13] for the IMDb dataset. The model includes an embedding layer with 32 output dimensions for each word, an LSTM layer with 32 nodes, and a fully connected layer with two units activated with softmax. He’s method [14] was utilized to initialize  $w$  with a shared random seed for each node.

We set the number of nodes to range from 3 to 10. We assumed full-mesh connectivity, wherein all nodes are adjacent to one another. Therefore, in both Gossip SGD and PDMM-SGD, each round involves an exchange of the model with all neighboring nodes. In contrast, for our proposed method, we structured the model to initiate from node 0 and then transmit sequentially to nodes 1, 2, 3, etc. After reaching the last node, the model is looped back to node 0, and this

TABLE II  
COMPARISON ROUTE

Route 1	0,1,2,3,4	Route 9	0,2,3,1,4	Route 17	0,3,4,1,2
Route 2	0,1,2,4,3	Route 10	0,2,3,4,1	Route 18	0,3,4,2,1
Route 3	0,1,3,2,4	Route 11	0,2,4,1,3	Route 19	0,4,1,2,3
Route 4	0,1,3,4,2	Route 12	0,2,4,3,1	Route 20	0,4,1,3,2
Route 5	0,1,4,2,3	Route 13	0,3,1,2,4	Route 21	0,4,2,1,3
Route 6	0,1,4,3,2	Route 14	0,3,1,4,2	Route 22	0,4,2,3,1
Route 7	0,2,1,3,4	Route 15	0,3,2,1,4	Route 23	0,4,3,1,2
Route 8	0,2,1,4,3	Route 16	0,3,2,4,1	Route 24	0,4,3,2,1

cycle is repeatedly performed. The other hyperparameters are summarized in **TABLE I**.

In the second scenario, we evaluated the effectiveness of the proposed model routing algorithm. We used the CIFAR-10 dataset while keeping all other settings the same except for data distribution. A mesh network with 5 nodes was emulated, and the data labels were randomly assigned to each node such that each node had between 2-5 labels. The samples were distributed to each node according to the label assignment. Each node is assigned all the samples that have data labels distributed in that node. Therefore, the number of samples increases in proportion to the number of assigned labels. We evaluated the convergence speed of the proposed dynamic routing and static routes for circulating models by assessing the number of required model transmissions to achieve a certain accuracy threshold. **TABLE II** presents the static routes. Routes 1 to 24 correspond to static model routing, constituting a total of 24 distinct routes that traverse all five nodes. We also used random routing as a baseline for the dynamic routing algorithm, in which the next node is selected randomly from among its neighbors.

#### IV. EXPERIMENTAL RESULT

**Scenario 1:** **Fig. 2** shows the test accuracy against the total number of model transmissions in the network for the first scenario. As the total number of model transmissions between nodes increases, the models are updated and learning progresses, and as a result, the test accuracy increases in all the tasks. Experimental results for MNIST and CIFAR-10 are shown in **Fig. 2(a),(b)**. Despite some comparative approaches being unable to obtain an accurate global model owing to unstable convergence resulting from variations in the number of nodes and data distribution, Tram-FL managed to obtain an accurate global model in all settings. In contrast, **Fig. 2(c)** shows the experimental results for IMDb, where PDMM-SGD and Gossip-SGD failed to converge within the number of transmissions in this experiment, while the proposed method obtained an accurate global model.

**Scenario 2:** **Fig. 3** presents a box plot displaying the total number of model transmissions required to attain a test accuracy of 78% – a mark 2% lower than the one achieved by centralized learning for CIFAR-10 – in Tram-FL, using each routing method. This data is drawn from a specific distribution and is based on 15 trials. Compared to static model routing, the proposed routing algorithm demonstrated an average reduction of 16.25% in model transmissions. Furthermore, when compared to the random routing, the proposed algorithm exhibited an average decrease of 20.22% in model transmissions.

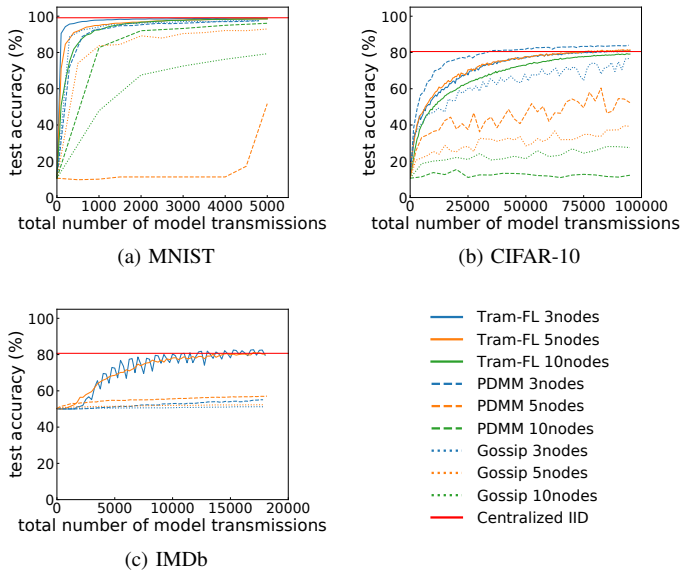


Fig. 2. Test accuracy as a function of the total number of model transmissions, utilizing non-IID data sets. Evaluation includes (a) MNIST for handwritten digit classification, (b) CIFAR-10 for object recognition, and (c) IMDB for sentiment analysis.

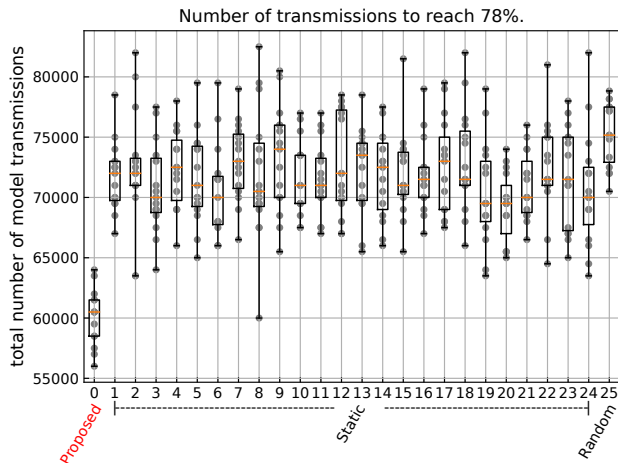


Fig. 3. Comparison of the number of model transmissions required to reach a 78% accuracy level, illustrated across different model routing methods.

**TABLE III** presents the mean and standard deviation of the total number of model transmissions required to achieve a test accuracy of 78%. We evaluated three routes for static routing: the best route, median route, and worst route, which were identified via a comprehensive search. Our proposed model routing algorithm achieved a test accuracy of 78% with the least total number of model transmissions. The efficiency realized through our proposed method can be attributed to its dynamic routing nature. While static routing entails the selection of each node in an orderly, evenly spaced manner, our method permits the consecutive or biased selection of the same node. This flexibility allows for a closer approximation of a uniform data distribution, a strategic approach absent in static routing schemes.

TABLE III  
AVERAGE NUMBER OF MODEL TRANSMISSIONS

Proposed	Static routing			Uniform random
	Best	Median	Worst	
60778	64667	72722	80444	71611
$\pm 3119$	$\pm 4435$	$\pm 5135$	$\pm 5535$	$\pm 6293$

## V. CONCLUSION

In this paper, we introduced a novel decentralized FL approach that utilizes model traversal, dubbed Tram-FL. We also present an example of a dynamic model routing algorithm. Our proposed algorithm obtains an accurate global model with minimal communication costs in diverse scenarios, even when non-IID datasets are distributed among nodes. Notably, the proposed model routing algorithm exhibits faster convergence and requires fewer transmissions than both the static model routing algorithm and uniform random routes. This indicates that developing a model routing algorithm that selects the optimal route can facilitate efficient learning on non-IID datasets. Our future research plans involve the development of an enhanced routing algorithm that optimizes both the batch size and the number of mini-batches. This enhancement is expected to further reduce the number of required communication rounds, thereby improving overall network efficiency and model performance.

## REFERENCES

- [1] H. Ren *et al.*, “Querying in internet of things with privacy preserving: Challenges, solutions and opportunities,” *IEEE Netw.*, vol. 32, no. 6, pp. 144–151, Mar. 2018.
- [2] B. McMahan *et al.*, “Communication-efficient learning of deep networks from decentralized data,” in *Proc. Artif. Intell. Statist.*, Florida, USA, Apr. 2017, pp. 1273–1282.
- [3] M. Blot *et al.*, “Gossip training for deep learning,” *arXiv:1611.09726*, 2016. [Online]. Available: <https://arxiv.org/abs/1611.09726>
- [4] P. H. Jin *et al.*, “How to scale distributed deep learning?” *ArXiv:1611.04581*, 2016. [Online]. Available: <https://arxiv.org/abs/1611.04581>
- [5] R. Ormándi *et al.*, “Gossip learning with linear models on fully distributed data,” *Concurrency Comput.: Pract. Experience*, vol. 25, no. 4, pp. 556–571, May 2013.
- [6] H. Zhu *et al.*, “Federated learning on non-iid data: A survey,” *Neurocomputing*, vol. 465, pp. 371–390, Nov. 2021.
- [7] K. Niwa *et al.*, “Edge-consensus learning: Deep learning on p2p networks with nonhomogeneous data,” in *Proc. 26th ACM SIGKDD Int. Conf. Knowl. Discovery Data Mining*, NY, USA, Jul. 2020, pp. 668–678.
- [8] I. Kholod *et al.*, “Open-source federated learning frameworks for iot: A comparative review and analysis,” *Sensors*, vol. 21, no. 1, p. 167, Dec. 2020.
- [9] M. Duan *et al.*, “Astraea: Self-balancing federated learning for improving classification accuracy of mobile deep learning applications,” in *Proc. 2019 IEEE 37th Int. Conf. Comput. Des.*, Abu Dhabi, UAE, Nov. 2019, pp. 246–254.
- [10] Y. Lecun *et al.*, “Gradient-based learning applied to document recognition,” *Proc. IEEE*, vol. 86, no. 11, pp. 2278–2324, Nov. 1998.
- [11] A. Krizhevsky, V. Nair, and G. Hinton. (2010) Cifar-10 (canadian institute for advanced research). [Online]. Available: <http://www.cs.toronto.edu/~kriz/cifar.html>
- [12] A. Maas *et al.*, “Learning word vectors for sentiment analysis,” in *Proc. 49th Annu. Meeting Assoc. Comput. Linguistics: Human Lang. Technol.*, Oregon, USA, Jun. 2011, pp. 142–150.
- [13] F. Chollet *et al.* (2015) Keras. [Online]. Available: <https://keras.io>
- [14] K. He *et al.*, “Delving deep into rectifiers: Surpassing human-level performance on imagenet classification,” in *Proc. 2015 IEEE Int. Conf. Comput. Vision*, Santiago, Chile, Dec. 2015, pp. 1026–1034.