

Verification of Quantum Stable Sources

Esteban Martínez Vargas^{1,*} and Gael Sentís^{1,†}

¹*Física Teòrica: Informació i Fenòmens Quàntics, Departament de Física,
Universitat Autònoma de Barcelona, 08193 Bellaterra (Barcelona) Spain*

(Dated: August 15, 2023)

We introduce the problem of verification of stable sources in quantum systems. This problem is closely related to the problem of quantum verification first proposed by Pallister et. al. [1], however, it extends the notion of the original problem. We introduce a family of states that come from a non-i.i.d. source which we call a Markov state. We prove in theorem 1 that these states are not well described with tensor products over a changing source. In theorem 2 we further provide a lower bound on the trace distance between two Markov states, which is the simplest way to solve the problem of verification of quantum stable sources.

I. INTRODUCTION

Quantum tomography is the process of reconstructing a quantum state from a series of observations [2]. This is a very costly process [3] as it normally requires an exponential amount of measurements with the dimension of the system [4], which implies an exponential amount of copies of the state. Alternative approaches have been invented to circumvent this issue: using compressed sensing for example [5]. Recently, there have been interesting lines of research whose objective is less ambitious than full-state tomography, but to calculate functionals of states that take a polynomial amount of resources [4, 6].

Close to this topic is the task of quantum verification [1], whose objective is to ascertain if a source yields a desired state, or if it incurs an error. The question to answer is if a machine that produces identical copies of the state $|\psi\rangle$ and whose details are hidden from us (is a black box) is producing the state it should. Here one does not deal with the full tomographical problem and therefore number of required measurements can be lower.

Pallister et. al. [1] define verification as a quantum hypotheses testing problem, which consists in guessing a given quantum state from two possible hypotheses with the lowest probability of error [7, 8]. The task is simple to state: suppose a machine produces states $\{\sigma_1, \sigma_2, \dots, \sigma_n\}$ which should be n copies of $|\psi\rangle$. Hypothesis 0 is that $\sigma_i = |\psi\rangle\langle\psi|$ for all i and hypothesis 1 is that $\langle\psi|\sigma_i|\psi\rangle \leq 1 - \epsilon$ for all i for $0 \leq \epsilon \leq 1$. The objective is that the verifier passes the test with a worst-case probability of δ . They consider independent online measurements [9].

Despite making considerable advances, their approach is an oversimplification as it restricts to detect very specific situations: the source produced all the time the correct state or all the time a wrong one. Perhaps one would qualify as not so bad a machine that produces a desired

state $|\psi\rangle$ most of the time, but here and there, in a sparse manner, allow an error.

Part of the oversimplification of the problem lies in the fact that its definition uses i.i.d. sources that limit the abstract notions that one would like to address. Here, we extend the notion of verification of Pallister from identifying outputs of an i.i.d. source into what we call a “stable source”. Instead of aiming for detecting a perfectly consistent source, we allow deviations as long as they are statistically negligible. We introduce the formalism of a family of mixed states that describe rigorously this situation. These states are prepared by a source that is non-i.i.d. but has temporal correlations between the produced states. We shall call the sources we study “Markov sources” as their definition depends on Markov chains.

We investigate how the family of states that we introduce behave and we find that the tensor product of states after each iteration does not apply in this case. In some sense, the Markov sources we introduce here generalize the notion of a Markov chain to quantum systems, although studied through other approaches [10]. In this generalization some aspects are different. We thus arrive at theorem 1, which shows that the difference between the Markov source and a similar one is exponential in the number of instances of the Markov source.

Having defined the Markov sources and their respective output after n instances, we address the problem of verification which can be translated into a quantum discrimination problem. Pallister’s approach uses individual measurements for several copies, therefore their measuring scheme has no horizon. By contrast, our approach presupposes that a fixed number of instances of the Markov source is given. We observe that this problem can be translated into two hypotheses: H_0 is that we were given a state $\mathfrak{M}_0 = f(\delta_0)$ and H_1 that $\mathfrak{M}_1 = g(\delta_1)$ where $0 \leq \delta_0 < \delta_1 \leq 1$. We have two quantum states, therefore the problem reduces to find the Helstrom bound between \mathfrak{M}_0 and \mathfrak{M}_1 . We give a lower bound for the trace distance between these states in theorem 2. We end this paper with a discussion.

*Electronic address: Esteban.Martinez@uab.cat

†Electronic address: Gael.Sentis@uab.cat

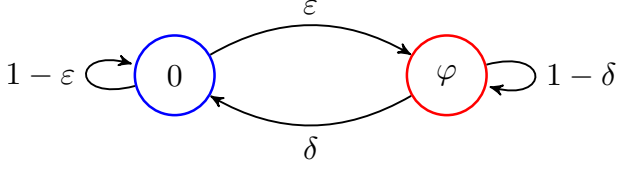


Figure 1: Diagram of a stable source.

II. QUANTUM MARKOV SOURCES

Here we introduce the formalism for describing the non-i.i.d. sources that we study here. This kind of sources can be defined in analogy with iid sources of mixed states. Suppose that we have a pair of orthogonal states $|0\rangle$ and $|1\rangle$. Also, suppose that a source yields the state $|0\rangle$ with probability p , and the state $|1\rangle$ with probability $1 - p$. An iid source would produce after n instances a state given by $\rho^{\otimes n}$ with

$$\rho = p |0\rangle\langle 0| + (1 - p) |1\rangle\langle 1|. \quad (1)$$

Let us denote \mathbf{x}_n a string of size n composed of k 0's and $n - k$ 1's. Observe that

$$\langle \mathbf{x}_n | \rho^{\otimes n} | \mathbf{x}_n \rangle = p^k (1 - p)^{n-k}. \quad (2)$$

For a different string $|\mathbf{y}_n\rangle$ we have $\langle \mathbf{y}_n | \rho^{\otimes n} | \mathbf{x}_n \rangle = 0$. Then, we can think of $\rho^{\otimes n}$ as a convex combination of pure states projectors:

$$\rho^{\otimes n} = \sum_{\mathbf{x}_i \in \mathcal{S}_i} \mathcal{T}(\mathbf{x}_i) |\mathbf{x}_i\rangle\langle \mathbf{x}_i| \quad (3)$$

where \mathcal{S}_i denotes the set of permutations of 0's and 1's in strings of size i and $\mathcal{T}(\mathbf{x}_i) = p^k (1 - p)^{i-k}$.

We note that the state $\rho^{\otimes n}$ depends on the function $\mathcal{T}(\mathbf{x}_i)$ that assigns a probability to the string \mathbf{x}_i .

Consider now a source of quantum states that produces a concatenation of the states $|0\rangle$ and $|1\rangle$ following the outcome of a 2-state Markov chain. This means that we have a machine with an interior state $\{0\}$ or $\{1\}$ which produces a state accordingly. This machine is analogous to the one illustrated in Fig. (1) with $0 \leq \varepsilon \leq 1$ and $0 \leq \delta \leq 1$.

At the start, we are given the state $|0\rangle$ with probability p_0 and the state $|1\rangle$ with probability $1 - p_0$. Therefore, we are given the mixed state

$$\mu_1 = p_0 |0\rangle\langle 0| + (1 - p_0) |1\rangle\langle 1|. \quad (4)$$

Now, as our source follows the Markov chain of the figure (1) the state after another output is

$$\begin{aligned} \mu_2 = & p_0(\varepsilon |01\rangle\langle 01| + (1 - \varepsilon) |00\rangle\langle 00|) \\ & + (1 - p_0)(\delta |10\rangle\langle 10| + (1 - \delta) |11\rangle\langle 11|). \end{aligned} \quad (5)$$

From equation (5) it is straightforward to see that $\mu_2 = \mu_1 \otimes \mu_1$ if and only if $\varepsilon + \delta = 1$ and $\delta = p_0$ which is a special case of the parameters at hand.

It is simple to construct the density matrix that is the output of n steps of the stable source from equation (5). We denote the state of the output of N instances of a Markov source as in figure (1) as $\mathfrak{M}[\varepsilon, \delta, |0\rangle, |1\rangle, n]$. Therefore, analogously to equation (3) we have

$$\mathfrak{M}[\varepsilon, \delta, |0\rangle, |1\rangle, n] := \sum_{\mathbf{x}_i \in \mathcal{S}_i} \mathcal{M}(\mathbf{x}_i) |\mathbf{x}_i\rangle\langle \mathbf{x}_i| \quad (6)$$

for a suitable function $\mathcal{M}(\mathbf{x}_i)$, that follows the probabilities of the Markov chain for a given string \mathbf{x}_i . Being more general, we have the following definition

Definition 1. We denote an n -length Markov state that is the mix of the pure states $|0\rangle$ and $|\varphi\rangle$ with $\langle 0|\varphi\rangle = c$, $0 \leq c \leq 1$ as

$$\mathfrak{M}[\varepsilon, \delta, |0\rangle, |\varphi\rangle, n] := \sum_{\chi_i \in \mathcal{S}_i} \mathcal{M}(\chi_i) |\chi_i\rangle\langle \chi_i|, \quad (7)$$

where the states $|\chi_i\rangle$ are (tensored) strings of 0's and φ 's that correspond to all the permutations of n of n instances of 2 symbols. The function $\mathcal{M}(\chi_i)$ correspond to the probabilities from a Markov chain as in Fig. (1).

Observe that $\mathfrak{M}[\varepsilon, \delta, |0\rangle, |\varphi\rangle, n] \in \mathcal{H}^{\otimes n}$ however clearly in general $\mathfrak{M}[\varepsilon, \delta, |0\rangle, |\varphi\rangle, n] \neq \mu_1^{\otimes n}$.

A. Bound on k -size windows with l errors

A question arises when using the states defined by Eq. (7). We want to assign meaning to the values ε and δ . A stable source would not accumulate too many errors.

Suppose that for a string of N instances of the Markov source we want for any possible set of k consecutive states to have l errors or less. This can be done probabilistically, with a probability α .

For example, we want that any consecutive set of $k = 3$ to have at most $l = 1$ error. We have to consider cases of consecutive sets which overlap. Considering the full string of size N we have that the string with the maximum possible number of errors that start with a 0 is given by

$$0 \varphi 0 0 \varphi 0 0 \varphi 0 0 \varphi \dots \quad (8)$$

Any other string which fulfills the stable requirement would have more 0's between the φ 's. Analyzing the probability of the string (8) we have that it is given by

$$p_0 \varepsilon \delta (1 - \varepsilon) \varepsilon \delta (1 - \varepsilon) \varepsilon \delta (1 - \varepsilon) \dots = p_0 (\varepsilon \delta)^{\lfloor (N-1)/3 \rfloor} (1 - \varepsilon)^{\lfloor (N-1)/3 \rfloor}. \quad (9)$$

Where p_0 is the probability that we are given 0 at the beginning. Therefore, the probability that we get all the

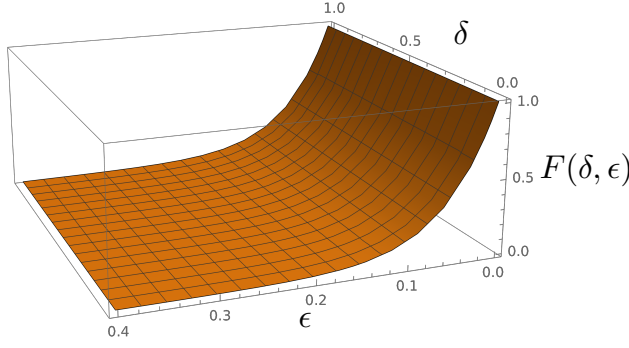


Figure 2: Graph of $F(\delta, \epsilon)$ for $N = 20$ and we got 0 at the start, i.e. $p_0 = 1$.

stable strings is given by the sum

$$F(\delta, \epsilon) \equiv \sum_{j=0}^{\lfloor (N-1)/3 \rfloor} \binom{\frac{N-1}{3}}{\frac{N-1}{3} - j} p_0(\epsilon\delta)^{\lfloor (N-1)/3 - j \rfloor} \times (1 - \epsilon)^{\lfloor (N-1)/3 + 2j \rfloor}, \quad (10)$$

because if we subtract j errors then we add two transitions from 0 to 0. Observe that we consider all the possible combinations that come from taking $(N-1)/3 - j$ errors away. We can graph the function (10) and maximize it. Numerical maximization reveals something that we could have guessed: the maximum is attained when $\epsilon \rightarrow 0$ and $\delta \rightarrow 1$. In Fig. (2) we have a graph for $F(\delta, \epsilon)$ defined in Eq. (10).

The generalization of this procedure to any k -size window with l -errors is straightforward. We have to find the limiting cases for the number of errors first. Then we can obtain the probabilities of all other cases that fulfill this stability criterion and the sum is the searched probability.

B. Consistency

The Markov sources we just described ask for a different relationship between each iteration of the machine. We note that the i.i.d. source produces a *tensored* state. However, the tensor product will not describe accurately the Markov source. Let us investigate how the Markov source would work.

Suppose we have the state $|0\rangle$ with probability p and the state $|\varphi\rangle$ with probability $1-p$. This would be equivalent to begin with a vector distribution

$$\mu = \begin{pmatrix} p \\ 1-p \end{pmatrix}. \quad (11)$$

Then, depending on being on the state $\{0\}$ or $\{\varphi\}$ in the machine, it will jump with probabilities ϵ and δ to be in the aforementioned states. The distribution for the

states of the machine is given by $\mu\mathbf{P}$ where

$$\mathbf{P} = \begin{pmatrix} 1-\epsilon & \epsilon \\ \delta & 1-\delta \end{pmatrix}. \quad (12)$$

After 2 iterations we would have the distribution $\mu\mathbf{P}^2$ etc. Let us call ρ_k the state that has the distribution $\mu\mathbf{P}^k$. A n output of the source is then $\rho_1 \otimes \rho_2 \otimes \dots \otimes \rho_n$. We will call these last kind of sources *tensored* Markov sources. Observe then that $\rho_k \rightarrow \rho_{st}$ when $k \rightarrow \infty$ where

$$\rho_{st} = \frac{\delta}{\epsilon + \delta} |0\rangle\langle 0| + \frac{\epsilon}{\epsilon + \delta} |\varphi\rangle\langle \varphi|. \quad (13)$$

We will call “stationary” the density matrix ρ_{st} in terms of ϵ and δ . In the beginning, we would have some density matrix that would evolve into the stationary density matrix in a finite number of steps and then stay in that state, therefore the difference becomes constant while the number of states can be arbitrarily large. We observe in the following lemma that the output of n instances of the tensored Markov source should be similar to $\rho_{st}^{\otimes n}$ when $n \rightarrow \infty$.

Lemma 1. *The fidelity between the output of n instances of the tensored Markov source and the correspondent stationary density matrix is constant for $n \rightarrow \infty$.*

Proof. Because of the multiplicativity over tensor products of the fidelity (property 9.2.5 in [11]) then,

$$\mathcal{F}(\rho_1 \otimes \rho_2 \otimes \dots \otimes \rho_n, \rho_{st}^{\otimes n}) = \prod_{i=1}^n \mathcal{F}(\rho_i, \rho_{st}). \quad (14)$$

Clearly, for any $\tau > 0$ there exist an n_0 large enough so that the right-hand side of eq. (14)

$$\left| \prod_{i=1}^n \mathcal{F}(\rho_i, \rho_{st}) - \prod_{i=1}^{n+1} \mathcal{F}(\rho_i, \rho_{st}) \right| < \tau \quad (15)$$

for any $n > n_0$. \square

We show in theorem 1 that the fidelity between the Markov source and ρ_{st}^n decays exponentially and the Markov source is therefore not well described by the formalism of the tensor product. First, we state a lemma for the Fidelity [11].

Lemma 2. *The fidelity between the states ρ and σ defined as*

$$\mathcal{F}(\rho, \sigma) = \left(\text{tr} \left(\sqrt{\sqrt{\sigma} \rho \sqrt{\sigma}} \right) \right)^2. \quad (16)$$

is equal to the minimum Bhattacharyya distance between two probability distributions p_m and q_m resulting from a measurement $\{\Gamma_m\}$ of the states ρ and σ :

$$\mathcal{F}(\rho, \sigma) = \min_{\{\Gamma_m\}} \left(\sum_m \sqrt{p_m q_m} \right)^2, \quad (17)$$

with

$$p_m = \text{tr} [\Gamma_m \rho], \quad q_m = \text{tr} [\Gamma_m \sigma]. \quad (18)$$

We can then prove the following theorem,

Theorem 1. *For any τ , $0 \leq \tau \leq 1$ there exist n sufficiently large such that,*

$$\begin{aligned} \log_2(\mathcal{F}(\mathfrak{M}[\varepsilon, \delta, |0\rangle, |\varphi\rangle, n], \rho_{st}^{\otimes n})) \leq \\ -n(H(\delta/(\delta+\varepsilon)) + H(\mathfrak{M}) - 2\tau) \\ -2*|H(\delta/(\delta+\varepsilon)) - H(\mathfrak{M}) + 2\tau|. \end{aligned} \quad (19)$$

where $H(\delta/(\delta+\varepsilon))$ denotes the entropy for the binomial distribution with parameter $p = \delta/(\delta+\varepsilon)$ and we have the entropy rate

$$H(\mathfrak{M}) := \frac{\delta}{\varepsilon+\delta}H(\varepsilon) + \frac{\varepsilon}{\varepsilon+\delta}H(\delta). \quad (20)$$

Proof. The distribution of the state (13) corresponds to a binomial distribution and asymptotically, the set of strings that correspond to the typical set $A_\tau^{(n)}$ will be given by

$$2^{-n(H(\delta/(\delta+\varepsilon))+\tau)} \leq p(\mathbf{x}_n) \leq 2^{-n(H(\delta/(\delta+\varepsilon))-\tau)}. \quad (21)$$

The Markov state $\mathfrak{M}[\varepsilon, \delta, |0\rangle, |\varphi\rangle, n]$ instead will be described by an entropy rate $H(\mathfrak{M})$. Therefore, the typical set $B_\tau^{(n)}$ of sequences for these strings will have a probability between

$$2^{-n(H(\mathfrak{M})+\tau)} \leq q(\mathbf{x}_n) \leq 2^{-n(H(\mathfrak{M})-\tau)}. \quad (22)$$

Therefore, following theorem 3.1.2 from [12] the intersection of the typical sets has a cardinality

$$|A_\tau^{(n)} \cap B_\tau^{(n)}| = 2^{n|H(\delta/(\delta+\varepsilon)) - H(\mathfrak{M}) + 2\tau|}. \quad (23)$$

Using lemma (2) we can calculate the Fidelity by optimizing over POVMs $\{\Gamma_m\}$. If we do not optimize over POVMs and take a specific measurement, then we have an upper bound for the fidelity. The specific POVM we take is a von Neumann measurement on the Hilbert space $\mathcal{H}^{\otimes n}$: the projectors $|\mathbf{x}_n\rangle\langle\mathbf{x}_n|$. Note that the set $|\mathbf{x}_n\rangle$ forms an orthonormal basis of $\mathcal{H}^{\otimes n}$, nevertheless there is no reason for this to be the optimal POVM, so in general we got an upper bound for the Fidelity. Using the asymptotic behavior of the typical sets we can see how the Fidelity behaves in the large n limit [12]. Let us define the function $g(\chi_n)$ as the number of φ 's in the string χ_n . Using the right-hand side of equations (21) and (22) we have that

$$\begin{aligned} \langle\mathbf{x}_n|\mathfrak{M}[\varepsilon, \delta, |0\rangle, |\varphi\rangle, n]|\mathbf{x}_n\rangle \langle\mathbf{x}_n|\rho_{st}^{\otimes n}|\mathbf{x}_n\rangle \leq \\ c^{4*g(\chi_n)} 2^{-n(H(\delta/(\delta+\varepsilon)) + H(\mathfrak{M}) - 2\tau)} \end{aligned} \quad (24)$$

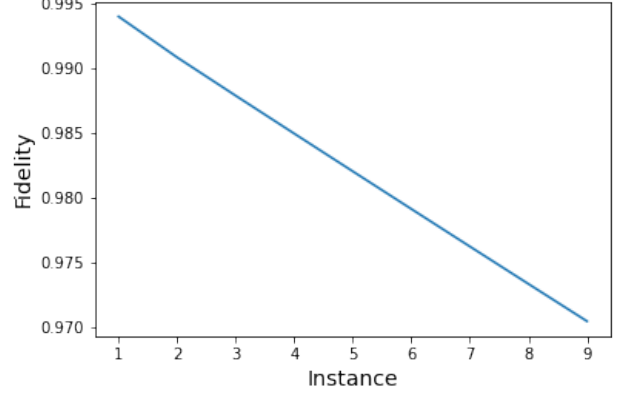


Figure 3: Fidelity in the vertical axis, the number of instances in the horizontal axis. Here $p_0 = 0.5$, $\varepsilon = 0.3$, $\delta = 0.5$ and $\theta = \pi/3$.

Using the Lemma (2) we thus have the following upper bound for the Fidelity,

$$\mathcal{F} \leq \left(\sum_{\chi_n \in A_\tau^{(n)} \cap B_\tau^{(n)}} c^{4*g(\chi_n)} 2^{-\frac{n}{2}(H(\delta/(\delta+\varepsilon)) + H(\mathfrak{M}) - 2\tau)} \right)^2 \quad (25)$$

$$\leq \left(\sum_{\chi_n \in A_\tau^{(n)} \cap B_\tau^{(n)}} 2^{-\frac{n}{2}(H(\delta/(\delta+\varepsilon)) + H(\mathfrak{M}) - 2\tau)} \right)^2 \quad (26)$$

$$= 2^{-n(H(\delta/(\delta+\varepsilon)) + H(\mathfrak{M}) - 2\tau - 2*|H(\delta/(\delta+\varepsilon)) - H(\mathfrak{M}) + 2\tau|)}. \quad (27)$$

Where we have used that the typical set is uniformly distributed. \square

In summary, in the limit $n \rightarrow \infty$ the Fidelity between the Markov state (7) and the stationary state (13) decays exponentially. The reason is that the typical set of a binary distribution with $p = \delta/(\varepsilon + \delta)$ is different then the typical set of the outcome of a Markov chain after n instances. In Fig. (3) we have an numerical graph for the nonorthogonal state $|\varphi\rangle$ such that $\arccos(c) = 2\pi/3$.

III. VERIFICATION OF STABLE SOURCES

The problem of quantum verification of a stable source can be easily stated now. Given $\mathfrak{M}[\varepsilon, \delta, |0\rangle, |\varphi\rangle, n]$ infer the value of ε and δ . Perhaps the full estimation of this density matrix is somewhat costly and we can restrict ourselves to a simpler task. We fix the value of $\varepsilon = \varepsilon_0$ and have two hypotheses, $\{\delta \leq \delta_0, \delta \geq \delta_1\}$. The optimal worst-case scenario probability of success is given by the Helstrom bound [13] between the states $\mathfrak{M}_0 := \mathfrak{M}[\varepsilon_0, \delta_0, |0\rangle, |\varphi\rangle, n]$ and $\mathfrak{M}_1 := \mathfrak{M}[\varepsilon_0, \delta_1, |0\rangle, |\varphi\rangle, n]$.

To calculate the Helstrom bound we need to calculate the trace distance between the states \mathfrak{M}_0 and \mathfrak{M}_1 . We further show that the trace distance can be bounded analytically. The following relationship between the trace distance and the fidelity will be useful [11]

$$1 - \sqrt{\mathcal{F}(\rho, \sigma)} \leq \frac{1}{2} \|\rho - \sigma\|_1. \quad (28)$$

Theorem 2. *The trace distance between the states \mathfrak{M}_0 and \mathfrak{M}_1 is lower bounded by*

$$\frac{1}{2} \|\mathfrak{M}_0 - \mathfrak{M}_1\| \geq 1 - \sqrt{\mathcal{B}(\mathfrak{M}_0, \mathfrak{M}_1)}. \quad (29)$$

where

$$\mathcal{B}(\mathfrak{M}_0, \mathfrak{M}_1) := 2^{-n(H(\mathfrak{M}_0) + H(\mathfrak{M}_1) - 2\tau - 2*|H(\mathfrak{M}_0) - H(\mathfrak{M}_1) + 2\tau|)}. \quad (30)$$

Proof. From Lemma (2) we can obtain an upper bound for fidelity using the same arguments as for theorem (1), which means picking a specific POVM.

$$\langle \mathbf{x}_n | \mathfrak{M}_0 | \mathbf{x}_n \rangle \langle \mathbf{x}_n | \mathfrak{M}_1 | \mathbf{x}_n \rangle \leq c^{4*g(\chi_n)} 2^{-n(H(\mathfrak{M}_0) + H(\mathfrak{M}_1) - 2\tau)} \quad (31)$$

Following analogous steps of the proof of theorem 1 we have

$$\mathcal{F} \leq \left(\sum_{\chi_n \in A_\tau^{(n)} \cap B_\tau^{(n)}} c^{4*g(\chi_n)} 2^{-\frac{n}{2}(H(\mathfrak{M}_0) + H(\mathfrak{M}_1) - 2\tau)} \right)^2 \quad (32)$$

$$\leq \left(\sum_{\chi_n \in A_\tau^{(n)} \cap B_\tau^{(n)}} 2^{-\frac{n}{2}(H(\mathfrak{M}_0) + H(\mathfrak{M}_1) - 2\tau)} \right)^2 \quad (33)$$

$$= 2^{-n(H(\mathfrak{M}_0) + H(\mathfrak{M}_1) - 2\tau - 2*|H(\mathfrak{M}_0) - H(\mathfrak{M}_1) + 2\tau|)}. \quad (34)$$

Using relationship (28) we finally arrive to the lower bound for the trace distance

$$\frac{1}{2} \|\mathfrak{M}_0 - \mathfrak{M}_1\| \geq 1 - \sqrt{\mathcal{B}(\mathfrak{M}_0, \mathfrak{M}_1)}. \quad (35)$$

□

As in the case of theorem 1 here the fidelity decays exponentially but with a different exponent. Observe that our bound tells us that when the fidelity is very small then the trace distance goes to 1.

We can calculate numerically the trace distance between the operators \mathfrak{M}_0 and \mathfrak{M}_1 . Fixing the values of $p_0 = 0.5$, $\varepsilon = 0.3$, $\delta_0 = 1 - \delta$ and $\delta_1 = \delta$ we have the behavior for the trace distance in Fig. (4) for $N = 7$.

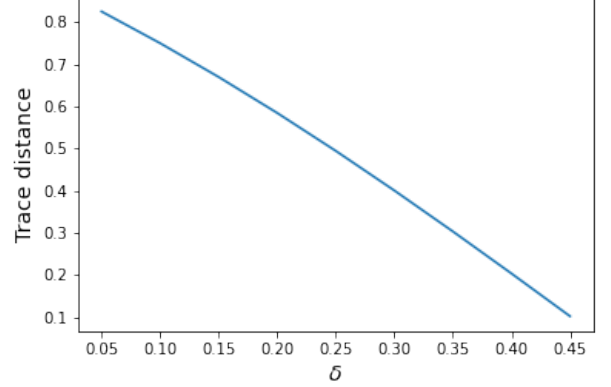


Figure 4: We show the trace distance between two stable sources with $p_0 = 0.5$, $\varepsilon = 0.3$, $\delta_0 = 1 - \delta$, $\delta_1 = \delta$ and the number of instances is $N = 7$.

IV. DISCUSSION

We introduce the verification of the quantum stable sources problem which is closely related to the verification of states introduced by Pallister et. al [1]. The stable sources problem requires the introduction of a type of non-i.i.d. sources that we study here. We state and show a theorem that shows that the Markov sources are not well described by the tensor product of a source that gradually goes to a stationary output state. We then turn to the problem of verification of a stable source which consists of a quantum state discrimination problem. We obtain an upper bound on the trace distance between the quantum hypotheses in this problem.

The family of states that we study here is versatile as the problem of change point [14] can be written in terms of these states. The kind of sources we introduce would be those that self-regulate somehow, we would be detecting a servo system that corrects a faulty output. A full study (parametrization) of the Markov states introduced here is the subject of future study.

Notice that theorem (1) implies that there is a mathematical difference between the two ways of looking at a source. First, we might think the source momentarily produces a density matrix that is changing at each step it outputs a state. The other kind of states considers all the strings possible by following the simple rule of a Markov chain and then weights the strings according to a Markov chain. Theorem (1) tells us that these two kind of states differ. What is happening is that there are temporal correlations that are ignored when the formalism of tensor products is taken but that becomes evident in the Markov state formalism.

An interesting perspective would be to think about quantum algorithms that involve Markov states. One might speculate that there can be algorithms that show quantum advantages over classical computers.

V. ACKNOWLEDGEMENTS

We thank Ramón Muñoz-Tapia for useful discussions on this topic.

-
- [1] S. Pallister, N. Linden, and A. Montanaro, *Physical Review Letters* **120** (2018), URL <http://dx.doi.org/10.1103/physrevlett.120.170502>.
 - [2] M. A. Nielsen and I. L. Chuang, *Quantum Computation and Quantum Information: 10th Anniversary Edition* (Cambridge University Press, New York, NY, USA, 2011), 10th ed.
 - [3] H. Häffner, W. Hänsel, C. F. Roos, J. Benhelm, D. Chekalkar, M. Chwalla, T. Körber, U. D. Rapol, M. Riebe, P. O. Schmidt, et al., *Nature* **438**, 643 (2005), URL <http://dx.doi.org/10.1038/nature04279>.
 - [4] H.-Y. Huang, R. Kueng, and J. Preskill, *Nature Physics* **16**, 1050 (2020), URL <http://dx.doi.org/10.1038/s41567-020-0932-7>.
 - [5] D. Gross, Y.-K. Liu, S. T. Flammia, S. Becker, and J. Eisert, *Physical Review Letters* **105** (2010), URL <http://dx.doi.org/10.1103/physrevlett.105.150401>.
 - [6] S. Aaronson, in *STOC '18: Symposium on Theory of Computing* (ACM, 2018), URL <http://dx.doi.org/10.1145/3188745.3188802>.
 - [7] J. Bae and L.-C. Kwek (2017), *J. Phys. A: Math. Theor.* **48** 083001 (2015), 1707.02571v2, URL <http://arxiv.org/abs/1707.02571v2>.
 - [8] S. M. Barnett and S. Croke, *Adv. Opt. Photon.* **1**, 238 (2009), URL <http://opg.optica.org/aop/abstract.cfm?URI=aop-1-2-238>.
 - [9] G. Sentís, E. Martínez-Vargas, and R. Muñoz-Tapia, *Quantum* **6**, 658 (2022), ISSN 2521-327X, URL <https://doi.org/10.22331/q-2022-02-21-658>.
 - [10] D. Sutter, *Approximate quantum markov chains* (2018), cite arxiv:1802.05477Comment: 110 pages; PhD thesis, ETH Zurich; to appear as SpringerBriefs in Mathematical Physics; contains material from arXiv:1507.00303, arXiv:1509.07127, arXiv:1604.03023, and arXiv:1705.06749, URL <http://arxiv.org/abs/1802.05477>.
 - [11] M. M. Wilde, *Quantum Information Theory* (Cambridge University Press, 2013).
 - [12] T. Cover and J. Thomas, *Elements of Information Theory* (John Wiley and Sons, 2006).
 - [13] H. M. Wiseman and G. J. Milburn, *Quantum Measurement and Control* (Cambridge University Press, 2009).
 - [14] G. Sentís, E. Bagan, J. Calsamiglia, G. Chiribella, and R. Muñoz Tapia, *Physical Review Letters* **117** (2016), URL <http://dx.doi.org/10.1103/physrevlett.117.150502>.