

# Enabling data confidentiality with public blockchains

EDOARDO MARANGONE\*, Sapienza University of Rome, Italy

CLAUDIO DI CICCIO, University of Utrecht, The Netherlands

DANIELE FRIOLO, Sapienza University of Rome, Italy

EUGENIO NERIO NEMMI, Sapienza University of Rome, Italy

DANIELE VENTURI, Sapienza University of Rome, Italy

INGO WEBER, Technical University of Munich, School of CIT & Fraunhofer, Germany

Blockchain technology is apt to facilitate the automation of multi-party cooperations among various players in a decentralized setting, especially in cases where trust among participants is limited. Transactions are stored in a ledger, a replica of which is retained by every node of the blockchain network. The operations saved thereby are thus publicly accessible. While this aspect enhances transparency, reliability, and persistence, it hinders the utilization of public blockchains for process automation as it violates typical confidentiality requirements in corporate settings. To overcome this issue, we propose our approach named Multi-Authority Approach to Transaction Systems for Interoperating Applications (MARTSIA). Based on Multi-Authority Attribute-Based Encryption (MA-ABE), MARTSIA enables read-access control over shared data at the level of message parts. User-defined policies determine whether an actor can interpret the publicly stored information or not, depending on the actor's attributes declared by a consortium of certifiers. Still, all nodes in the blockchain network can attest to the publication of the (encrypted) data. We provide a formal analysis of the security guarantees of MARTSIA, and illustrate the proof-of-concept implementation over multiple blockchain platforms. To demonstrate its interoperability, we showcase its usage in ensemble with a state-of-the-art blockchain-based engine for multi-party process execution, and three real-world decentralized applications in the context of NFT markets, supply chain, and retail.

CCS Concepts: • **Security and privacy** → **Cryptography; Security services; Key management; Privacy-preserving protocols; Access control; Information accountability and usage control**; • **Information systems** → **Information storage systems**.

Additional Key Words and Phrases: Blockchain, Smart Contract, Data-sharing, Multi-Authority Attribute Based Encryption, InterPlanetary File System, Business Process Management

## ACM Reference Format:

Edoardo Marangone, Claudio Di Ciccio, Daniele Friolo, Eugenio Nerio Nemmi, Daniele Venturi, and Ingo Weber. 2024. Enabling data confidentiality with public blockchains. 1, 1 (November 2024), 32 pages. <https://doi.org/XXXXXXX.XXXXXXX>

Authors' addresses: [Edoardo Marangone](#), marangone@di.uniroma1.it, Sapienza University of Rome, Viale Regina Elena 295, Palazzina E, 00161, Rome, Italy; [Claudio Di Ciccio](#), University of Utrecht, Utrecht, The Netherlands, c.diciccio@uu.nl; [Daniele Friolo](#), Sapienza University of Rome, Rome, Italy, friolo@di.uniroma1.it; [Eugenio Nerio Nemmi](#), Sapienza University of Rome, Rome, Italy, nemmi@di.uniroma1.it; [Daniele Venturi](#), Sapienza University of Rome, Rome, Italy, venturi@di.uniroma1.it; [Ingo Weber](#), Technical University of Munich, School of CIT & Fraunhofer, Munich, Germany, ingo.weber@tum.de.

Permission to make digital or hard copies of all or part of this work for personal or classroom use is granted without fee provided that copies are not made or distributed for profit or commercial advantage and that copies bear this notice and the full citation on the first page. Copyrights for components of this work owned by others than the author(s) must be honored. Abstracting with credit is permitted. To copy otherwise, or republish, to post on servers or to redistribute to lists, requires prior specific permission and/or a fee. Request permissions from [permissions@acm.org](mailto:permissions@acm.org).

© 2024 Copyright held by the owner/author(s). Publication rights licensed to ACM.

Manuscript submitted to ACM

Manuscript submitted to ACM

## 1 INTRODUCTION

Enterprise applications of blockchain technology are gaining popularity since it enables the design and implementation of business processes involving many parties with little mutual trust, among other benefits [82, 88]. Standard blockchain protocols yield the capability of enabling cooperation between potentially untrusting actors through transparency: Relevant data is made available to all blockchain network participants and can be verified by anyone, thereby removing the need for trust [93]. This aspect, in combination with the high-integrity permanence of data and the non-repudiability of transactions offered by blockchains, makes them suitable for realizing trustworthy protocols.

However, in multi-party business settings, such as supply-chain or retail processes, the involved actors typically have a strong need to keep certain data hidden from some of their competitors, and even more so from most other participants in a blockchain network. In fact, fulfilling security and privacy requirements is a key obstacle when it comes to the adoption and implementation of blockchain technology in general [31, 97]. Corradini et al. [20] and Köpke and Necemer [45] emphasize the centrality of these aspects in the context of business process execution on blockchain.

Simple cryptographic solutions face severe downsides, as discussed in the following. As Corradini et al. [20] note, simply encrypting the contents of messages (payload) does not guarantee the confidentiality of the information. Using symmetric encryption requires sharing a decryption key among process participants [52, 57], and thus does not allow the sender of the data to selectively control access to different parts of a single message. Using asymmetric encryption and encrypting a message with the public key of the recipient requires the sender to create multiple copies of each message (one for each intended reader), which means that the sender can send *different* information to each participant – i.e., integrity is lost. Other proposed solutions address the issue via perimeter security: Read access to the (relevant parts of) a blockchain is limited, e.g., by using private blockchain platforms like Hyperledger Fabric with its channels [21, 43, 93] or encrypted off-chain storage [44, 48]. However, this approach suffers from the same downsides as the use of symmetric encryption above. Also, permissioned platforms require the presence of trusted actors with the privileged role of managing information exchange *and* the right to be part of the network. In summary, most of the previous approaches offer “all-or-nothing” access: either all participants in some set can access the information in a message, or they receive only private messages and integrity of the data sent to multiple recipients is lost. In previous work [60], we introduced a first approach to control data access at a fine-granular level. However, the architecture relied on a central node for forging and managing access keys, thus leading to easily foreseeable security issues in case this single component were to be compromised or Byzantine.

In this article, we describe MARTSIA (Multi-Authority Approach to Transaction Systems for Interoperating Applications), a fully decentralised approach to secure data sharing in multi-party business cooperation based on public blockchain architectures via Multi-Authority Attribute-Based Encryption (MA-ABE). We substantially extend and enhance the early work in which we first presented MARTSIA [59] from conceptual, formal and experimental perspectives. In particular, we provide the following unprecedented contributions: (i) We decentralize the certification architecture for user accreditation; (ii) We introduce majority-based mechanisms for system bootstrapping and updates to increase robustness; (iii) We represent the core functionalities offered by our system seen as a protocol and conduct a formal analysis of its security guarantees; (iv) We demonstrate the applicability of our approach in a range of key application domains through the integration with publicly available decentralized applications; (v) We present a novel implementation on Algorand, showing the cross-platform nature of our solution.

In the following, [Section 2](#) presents a running example, to which we will refer throughout the paper, and illustrates the problem we tackle. [Section 3](#) outlines the fundamental notions upon which our solution is based. In [Section 4](#), we

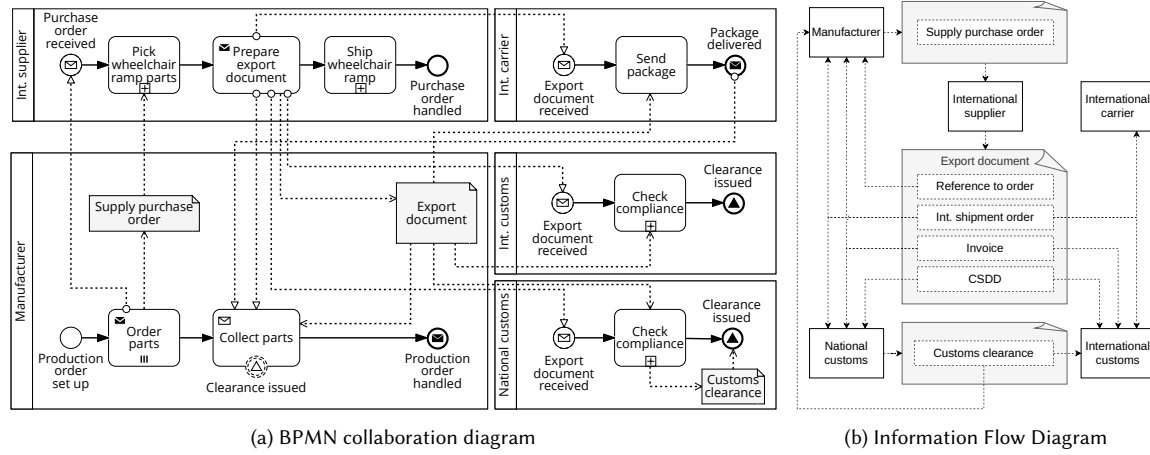


Fig. 1. A multi-party process for the assembly of special car parts

describe our approach in detail. Section 5 analyzes the security of our approach from a formal standpoint. In Section 6, we present our proof-of-concept implementation and the results of the experiments we conducted therewith. Section 7 reviews related work. Section 8 concludes the paper and outlines directions for future work.

## 2 EXAMPLE, PROBLEM ILLUSTRATION, AND REQUIREMENTS

Figure 1(a) shows a Business Process Model and Notation (BPMN) collaboration diagram [28, 73] illustrating a fragment of a supply-chain process in the automotive area based on the work of Marangone et al. [59]: the production of a special car for a person with paraplegia. One of the base components for that car is a wheelchair ramp to let the person get into the vehicle. A new process instance starts when a *manufacturer* sets up a production order for a modified car. The *manufacturer* orders the necessary parts from an *international supplier* of wheelchair ramps. Once all ordered parts have been collected, the supplier prepares the package with the products for delivery. The *national customs* verifies the international supplier's *export document* and issues the *customs clearance* once the compliance verification ends with a positive outcome. The *international carrier* of the wheelchair ramp supplier checks the documents and delivers the package to the *manufacturer* with an international shipment procedure. The process terminates when the *manufacturer* receives the parts.

Throughout the paper, we will refer to this scenario as a running example. In particular, we will focus on the information artifacts marked with a gray background color in Fig. 1(a): (1) the purchase order of the manufacturer; (2) the export document of the international supplier; (3) the national customs clearance. Table 1 provides example data that they can contain. Figure 1(b) focuses on their exchange through an Information Flow Diagram (IFD). For one of the artifacts, the IFD also details the parts that it consists of and the intended recipients of those parts: The export document. It encloses multiple records, namely (2.a) the international shipment order, (2.b) the Corporate Sustainability Due Diligence Directive (CSDD), (2.c) the reference to the order, and (2.d) the invoice. These records are meant to be accessed by different players. The shipment order should only be accessible by the international carrier and the two customs bodies, the CSDD can only be read by the customs authorities, the order reference is for the manufacturer, and the invoice is for the manufacturer and the customs bodies. Differently from the purchase order and the customs

Table 1. An excerpt of the information artifacts exchanged in the process of Fig. 1

Sender	Message	Data	Recipients
Manufacturer	Supply purchase order (ramp)	Company_name: Alpha Address: 38, Alpha street E-mail: cpny.alpha@mail.com Price: \$5000	International supplier
International supplier	Export document	Manufacturer_company: Beta Delivery_address: 82, Beta street E-mail: mnfctr.beta@mail.com Int. Ramp run: 3 shipment Kickplate: 12 order Handrail: 7 Baluster: 30 Guardrail: 25 Amount_paid: \$5000	Manufacturer National customs International customs International carrier
		Fundamental_workers_rights: Ok Human_rights: Ok CSDD Protection_biodiversity_and_ecosystems: Ok Protection_water_and_air: Ok Combatting_climate_change: Ok	National customs International customs
		Reference to order Manufacturer_company: Beta Address: 78, Beta street Order_reference: 26487	Manufacturer
		Invoice Invoice_ID: 101711 Billing_address: 34, Gamma street Gross_total: \$5000 Company_VAT: U12345678 Issue_date: 2022-05-12	Manufacturer National customs International customs
Customs clearance	National customs	Tax_payment: confirmed Conformity_check: passed Date: 2022-05-10 Sender: Beta Receiver: Alpha	Manufacturer International customs

clearance (messages 1 and 3), the four above entries (2.a to 2.d) are joined in a single document for security reasons: separate messages could be intercepted and altered, replaced or forged individually. Once they are all part of a single entity, every involved actor can validate all the pieces of information. Ideally, in a distributed fashion every node in the network could be summoned to attest to the integrity of that document. However, the need for separation of indicated recipients demands that only a selected group of readers be able to interpret the parts that are specifically meant for them (see the rightmost column of Table 1). In other words, though *visible* for validation, the data artifact should not be interpretable by everyone. The other actors should attest to data encrypted as in Table 3. This aspect gives rise to one of the requirements we discuss next.

## Requirements

In recent years, there has been a surge in research on blockchain-based control-flow automation and decision support (see [82] for an overview). Typically, information shared by actors in a collaborative process is commercial-in-confidence, i.e., shared only with the parties that need access to it, and who are in turn expected to not pass the information on. Our research complements this work by focusing on secure information exchange among multiple parties in a collaborative though partially untrusted scenario.

Table 2 lists the requirements stemming from the motivating use case that drives our approach and a research project in which two authors of this paper were involved.<sup>1</sup> The table highlights the limitations of our past work [60] that we overcome with MARTSIA. Also, it reports on novel features with which we recently developed and were not considered

<sup>1</sup>Cyber 4.0 project BRIE: <https://brie.moveax.it/en>. Accessed: October 30, 2024.

Table 2. Requirements and corresponding actions in the approach

Requirement	CAKE	MARTSIA		See
	[2022]	[2023]	This work	
<b>R1</b> Access to parts of messages should be controllable in a fine-grained way based on the attributes that a reader bears, while integrity is ensured	✓	✓	✓	Sections 4.2 and 6.2
<b>R2</b> Information artifacts should be written in a permanent, tamper-proof and non-repudiable way	✓	✓	✓	Sections 4.1 and 6.2
<b>R3</b> The system should be independently auditable with low overhead	✓	✓	✓	Sections 4.1 and 6.2
<b>R4</b> The decryption key should only be known to the user who requested it	×	✓	✓	Sections 4.1 and 6.2
<b>R5</b> The decryption key should not be generated by a single trusted entity	×	✓	✓	Sections 4.1 and 6.2
<b>R6</b> The approach should integrate with control-flow management systems	×	✓	✓	Sections 4.2 and 6.2
<b>R7</b> The system should be bootstrapped by a consortium of users	×	×	✓	Sections 4.1 and 6.4
<b>R8</b> Parties' operations should be authorized by a consortium to avoid malicious or disruptive actions	×	×	✓	Sections 4.1 and 6.4
<b>R9</b> The system should be platform-independent	×	×	✓	Sections 4.1 and 6.1

in the first MARTSIA work [59]. For every requirement, the table indicates the sections in which we discuss the actions taken to meet it.

Different parties should be granted access to different sections of a confidential information source (**R1**, as in the case of the export document in our motivating scenario). The information source should remain available, immutable, and accountability should be granted for subsequent validations and verifications (**R2**, as for the check of the invoice by customs and, more in general, for process mining and auditing [42]), without major overheads (**R3**) for practical feasibility. In a distributed scenario such as that of the process in Section 4, where multiple authorities and actors are involved, it is necessary to secure the infrastructure by avoiding that any party can acquire (**R4**) or forge (**R5**) decryption keys alone. Our approach should be capable of complementing existing process execution engines to intercept and secure the data flow that characterized multi-party collaborations like the one depicted in Fig. 1 (**R6**). Since the system manages sensitive and confidential data, it has to be bootstrapped by a consortium of users who reached a consensus about its core operations (**R7**) to avoid rules being changed on the fly by coalitions of malicious players. Attempts from malicious users to conduct disruptive operations that could lead to a possible failure or unavailability of the system should be prevented (**R8**). Finally, our system should be platform-independent, so as to be integrable with different secure technologies and do not hinder its adoption in different business contexts (**R9**).

Given the requirements above, in the next section we outline the background knowledge our solution is based upon.

### 3 BACKGROUND

Distributed Ledger Technologies (DLTs) and specifically programmable blockchain platforms serve as the foundation for our work along with Multi-Authority Attribute-Based Encryption (MA-ABE). In this section, we will explain the basic principles underneath these building blocks.

DLTs are protocols that allow for the storage, processing, and validation of transactions among a network of peers without the need for a central authority or intermediary. These transactions are timestamped and signed cryptographically, relying on asymmetric or public key cryptography with a pair of a private and a public key. In DLTs, every user has an account with a unique address, associated with such a key pair. Recent DLT platforms implement additional features such as *multi-signature* (or *multi-sig* for short) *accounts*, namely accounts managed by  $N$  entities

(each with their own private key) that require at least  $n$  signatures, with  $1 \leq n \leq N$ , to make the issued transaction valid. The shared transaction list forms a ledger that is accessible to all participants in the network. A **blockchain** is a specific type of DLT in which transactions are strictly ordered, grouped into blocks, and linked together to form a chain. DLTs, including blockchains, are resistant to tampering due to the use of cryptographic techniques such as hashing (for the backward linkage of blocks to the previous one), and the distributed validation of transactions. These measures ensure the integrity and security of the ledger. Blockchain platforms come endowed with consensus algorithms that allow distributed networks to reach eventual consistency on the content of the ledger [66]. Public blockchains like Ethereum [89] and Algorand [15] charge fees for the inclusion and processing of transactions. These platforms also allow for the use of **Smart Contracts**, i.e., programs that are deployed, stored, and executed on the blockchain [24, 69, 98]. Ethereum and Algorand support smart contracts with dedicated modules named Ethereum Virtual Machine (EVM) and Algorand Virtual Machine (AVM), respectively. They are deployed and invoked through transactions, i.e., their code is stored on chain and executed by many nodes in the network. Outcomes of contract invocations are part of the blockchain consensus, thus verified by the blockchain system and fully traceable. Smart Contracts are at the basis of applications integrating web or standalone front-ends with a blockchain-powered back-end, commonly known as **Decentralized Applications (DApps)** [93]. Smart Contracts are typically used to handle the lifecycle and ownership of digital assets that go under the name of tokens. A well-known class thereof is that of Non-Fungible Tokens (NFTs) [72].

The execution of Smart Contract code, like transactions, incurs costs measured as *gas* on Ethereum. In particular, the gas cost is based on the complexity of the computation and the amount of data exchanged and stored. Algorand removes the concept of gas fees in favor of a fixed transaction fee structure, having what is called *minimum balance* at its core. The minimum balance is the amount of Algos below which a specific account cannot fall. This value is modified by the deployment of a Smart Contract, the creation of an asset (e.g., a token), the opt-in to an asset or the opt-in to a Smart Contract. This mechanism is used to prevent spam of unwanted tokens. Furthermore, the minimum balance can be lowered by opting out or destroying assets and Smart Contracts. Smart Contracts can have global and local variables. Global variables increase the minimum balance in the account of the deployer of the Smart Contract (as that is where these variables are saved). In contrast, local variables increase the minimum balance of the account that opts-in to the Smart Contract because they are saved in that account.

To lower the costs of invoking Smart Contracts, external Peer-to-peer (P2P) systems are often utilized to store large amounts of data [93]. One of the enabling technologies is **InterPlanetary File System (IPFS)**,<sup>2</sup> a distributed system for storing and accessing files that utilizes a Distributed Hash Table (DHT) to scatter the stored files across multiple nodes. Like DLTs, there is no central authority or trusted organization that retains control of all data. IPFS uses content-addressing to uniquely identify each file on the network. Data stored on IPFS is linked to a resource locator through a hash, which—in a typical blockchain integration—is then sent to a smart contract to be stored permanently on the blockchain [54]. In a multi-party collaboration setting like the one presented in Section 2, the blockchain provides an auditable notarization infrastructure that certifies transactions among the participants (e.g., purchase orders or customs clearances). Smart contracts ensure that the workflow is carried out as agreed upon, as described in the works of [26, 62, 88]. Documents like purchase orders, transportation orders, and customs clearances can be stored on IPFS and linked to transactions that report on their submission. However, data is accessible to all peers on the blockchain. To take advantage of the security and traceability of the blockchain while also controlling access to the stored information, it is necessary to encrypt the data and manage read and write permissions for specific users.

<sup>2</sup> [ipfs.tech](https://ipfs.tech). Accessed: October 30, 2024.

**Attribute-Based Encryption (ABE)** is a form of public key encryption in which the *ciphertext* (i.e., an encrypted version of a *plaintext* message) and the corresponding decryption key are connected through attributes [14, 80]. In particular, Ciphertext-Policy Attribute-Based Encryption (CP-ABE) [8, 53] associates each potential user with a set of attributes. Policies are expressed over these attributes using propositional literals that are evaluated based on whether a user possesses a particular property. In the following, we shall use the teletype font to format attributes and policies. For example, user 0xB0...1AA1 is associated with the attributes `Supplier`, to denote their role, and 43175279, to specify the process instance number they are involved in (the *case id*). For the sake of brevity, we omit from the attribute name that the former is a role and the latter a process instance identifier (e.g., `Supplier` in place of `RoleIsSupplier` or 43175279 instead of `InvolvedInCase43175279`) as we assume it is understandable from the context. Policies are associated with ciphertexts and expressed as propositional formulae on the attributes (the literals) to determine whether a user is granted access (e.g., `Carrier` or `Manufacturer`).

One goal of this work is to move away from a single source of trust (or failure); thus, we consider multi-authority methods. To decrypt and access the information in a ciphertext, a user requires a dedicated key. With Multi-Authority Attribute-Based Encryption (MA-ABE), every authority creates a part of that key, henceforth *decryption key* (*dk*). A *dk* is a string generated via MA-ABE on the basis of (i) the user attributes, and (ii) a secret key of the authority. To generate the secret key (coupled with a public key), the authority requires public parameters composed of a sequence of pairing elements that are derived from a pairing group via Elliptic Curve Cryptography (ECC). Due to space restrictions, we cannot delve deeper into the notions of pairing groups and pairing elements. We refer to [14, 63] for further details. Once the user has obtained a *dk* from every required authority, it merges them obtaining the *final decryption key* (*fdk*) to decrypt the message. In the Ciphertext-Policy variant of MA-ABE, a ciphertext for a given message is generated from the public parameters, the public keys of all the authorities, and a policy.

In our context, users are process participants, messages are the data artifacts exchanged during process execution, ciphertexts are encrypted versions of these artifacts, policies determine which artifacts can be accessed by which users, and keys are the tools given to process parties to try to access the artifacts. In the following sections, we describe how we combine the use of blockchain and Ciphertext-Policy MA-ABE to create an access control architecture for data exchanges on the blockchain that meets the requirements listed in Table 2.

## 4 THE MARTSIA APPROACH

In this section, we describe our approach, named Multi-Authority Approach to Transaction System for Interoperating Applications (MARTSIA). We begin by examining the collaboration among its core software components (Section 4.1), and then illustrate the data structures they handle (Section 4.2). Finally, we draw considerations on our design choices and security assumptions (Section 4.3).

### 4.1 Workflow

Figure 2 illustrates the main components of our architecture and their interactions. **The Attribute Certifier** deploys the Smart Contracts, assigns the roles to the users of the approach and specifies the attributes characterizing the potential readers of the information artifacts. We assume the Attribute Certifiers to hold a blockchain account. Different Attribute Certifiers may attest to different pieces of information about potential readers; **The Data Owner** encrypts the information artifacts (henceforth also collectively referred to as *plaintext*) with a specific access policy. The Data Owner is the sender of the message. Considering Fig. 1 and Table 1, e.g., the international supplier is the Data Owner of the export document.



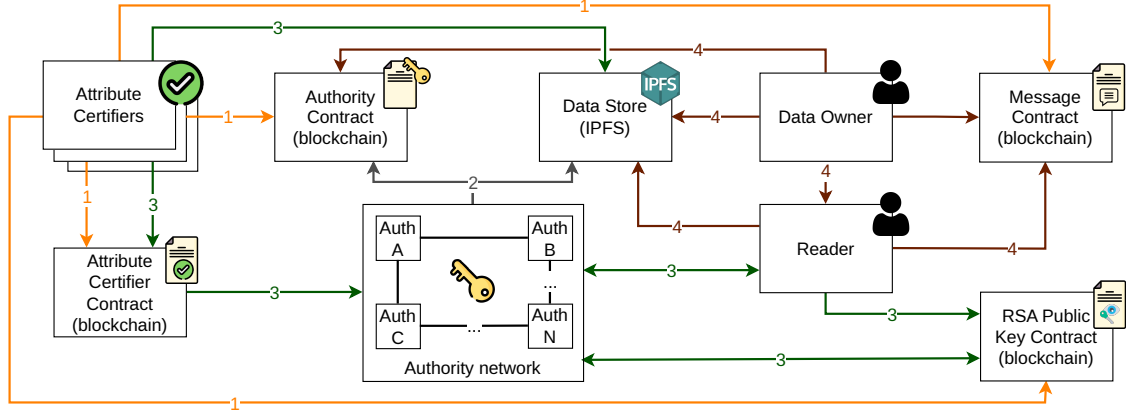


Fig. 2. The key components and their interactions in the MARTSIA approach

We assume the Data Owner to hold a blockchain account and a Rivest–Shamir–Adleman (RSA) [76] secret/public-key pair. **The Readers** are the recipients of the messages. For example, the international supplier is the Reader of the supply purchase order (see Fig. 1 and Table 1). We assume the Readers to hold a blockchain account, a RSA secret-key/public-key pair, and a global identifier (GID) that uniquely identifies them. **The Authorities** calculate separate parts of the secret key for the Reader (one each). The parties that serve as an Authority are certified and recognized as such by the Attribute Certifiers. **The Data Store** is a P2P repository based on IPFS. IPFS saves all exchanged pieces of information in a permanent, tamper-proof manner creating a unique content-based hash as resource locator for each of them. **The Smart Contracts** are used to safely store and make available the resource locators to the ciphertext saved on the Data Store (**Message Contract**), the information about potential readers (**Attribute Certifier Contract**), the data needed by the authorities to generate the public parameters (**Authority Contract**), and the RSA public key of the actors (**RSA Public Key Contract**).

We divide our approach in four main phases, which we discuss in detail next: system boot (Section 4.1.1), initialization (Section 4.1.2), key management (Section 4.1.3), and data exchange (Section 4.1.4). In the following, the numbering scheme corresponds to the labels in Figs. 2 to 5. Notice that the steps below are designed for public blockchain technologies supporting programmability via smart contracts, regardless of the specific platform in use as per **R9**.

**4.1.1 Step 1: System boot.** We assume that all the Attribute Certifiers have reached consensus about the code of the Smart Contracts and the roles of all the users involved (e.g., Authorities, Readers) as described by Cerulli et al. [13]. Figure 3 shows the steps that the Attribute Certifiers perform to complete the system boot. **(1.1)** First, the Attribute Certifiers deploy on the blockchain all the smart contracts needed in our approach. To do so, they resort to a majority-based multi-signature account to avoid that all contract instances are determined by a single entity (**R7**).<sup>3</sup> Then, **(1.2)** the Attribute Certifiers assign the roles of Reader, Data Owner, and Authority to specific users identified by their blockchain accounts. The identification of a user based on their role is of utmost importance to mitigate the risk of malicious attempts to assume a false identity, such as impersonating an authority. To do so, they invoke dedicated methods offered by the Message Contract and the RSA Public Key Contract for the Reader, by the Message Contract for the Data

<sup>3</sup>If the blockchain platform in use does not cater for multi-signature accounts, we let one Attribute Certifier call the constructor, though the smart contract remains inactive until the majority of the Attribute Certifiers send a transaction to validate and activate it.



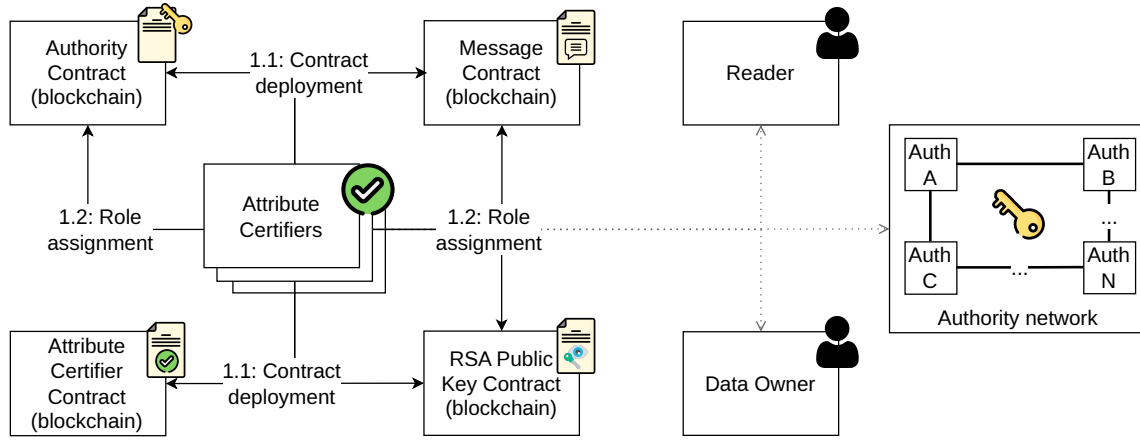


Fig. 3. The system boot phase in MARTSIA. Dotted lines are added for clarity to indicate that the roles of Reader, Data Owner and Authority are assigned, although no direct message is sent to them by the Attribute Certifiers.

Owner, and by the Authority Contract for the Authorities. Notice that similar functions are exposed to let the Attribute Certifiers revoke a role later on. Also, the role management requires that transactions are sent via a majority-based multi-signature account, thus meeting **R8**.<sup>4</sup>

**4.1.2 Step 2: Initialization.** Here we focus on the network of authorities, as depicted in Fig. 4(a). The initialization phase consists of the following five steps. (2.1) First, each authority creates a separate file with the metadata of all the authorities involved in the process.<sup>5</sup> Authorities are responsible for the setting of public parameters that are crucial to all the algorithms of MA-ABE. Therefore, we have redesigned the public parameter generation program as a Multi-party Computation (MPC) protocol [17, 18] to guarantee full decentralization. More specifically, we adapt a commit-then-open coin-tossing protocol [9] as follows to generate a random pairing element, that is, the core piece of data described by Rouselakis and Waters [77] for MA-ABE implementation. (2.2) Each authority posts on the blockchain the hash of a locally generated random pairing element by invoking the Authority Contract. (2.3) After all the hashes are publicly stored, each authority posts the *opening*, namely the previously hashed pairing element in-clear, completing the commit-then-open coin-tossing protocol introduced before. (2.4) Then, every authority (i) verifies that all the hashes of the pairing elements match the respective openings, (ii) independently combines all posted openings via bitwise XOR, and (iii) uses the output of this operation (the *final shared pairing element*) to calculate the set of public parameters as illustrated by [77]. (2.5) Each authority generates its own public-key/secret-key pair by using the authority key generation algorithm of MA-ABE. To enable full decentralization and notarization, we resort to the Data Store to save the output of all actions (2.1 to 2.5) and the Authority Contract to keep track of the corresponding resource locators.

**4.1.3 Step 3: Key management.** The key management phase is comprised of the following steps, as illustrated in Fig. 4(b): (3.1) the Readers generate a public/private RSA key pair and store the public key on the blockchain. Then, (3.2) the Attribute Certifiers save the attributes and the identifying blockchain account addresses of the Readers on the Data

<sup>4</sup>If multi-signature accounts are not available, we design the smart-contract methods so that role grants and revocations do not take effect until the majority of the Attribute Certifiers invoke them.

<sup>5</sup> Notice that metadata are known to all the authorities and all the actors involved in the process. Therefore, non-malicious authorities are expected to create an identical file. The (same) hash is thus at the basis of the resource locator. As a consequence, anyone can verify whether the authorities behave properly in this step by checking that the resource locators are equal, with no need to load the file from the Data Store.

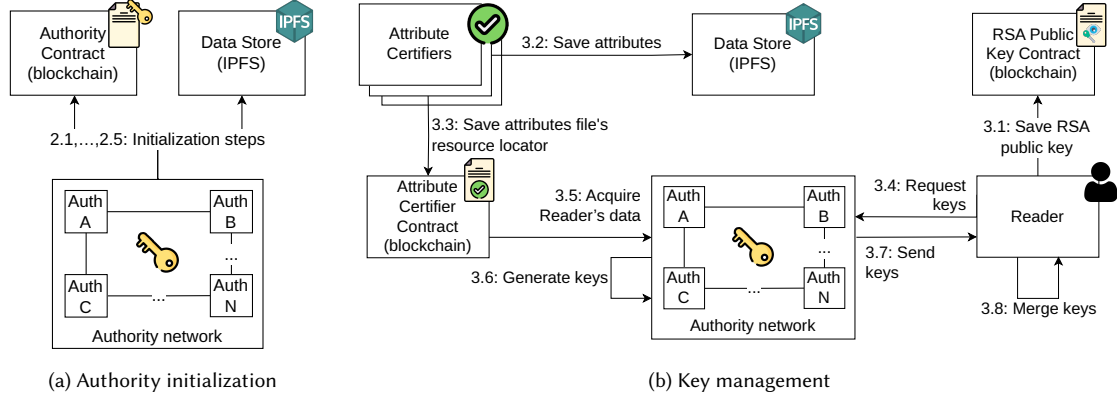


Fig. 4. Authority initialization and key management phases in MARTSIA

Store and (3.3) the corresponding resource locator on the Attribute Certifier Contract so as to make them publicly verifiable on chain. These operations follow the reaching of a consensus among the Attribute Certifiers [13]. To this end, the Attribute Certifiers operate as a push-inbound oracle [3], storing on chain the attributes that determine the role of the Reader and, optionally, the list of process instances in which they are involved. For example, the Attribute Certifiers store on chain that  $0x82...1332$  is the address of a user that holds the Manufacturer role and participates in the process identified by 43175279, and later that  $0xB0...1AA1$  and  $0x9E...C885$  are Readers both endowed with the Supplier and 43175279 attributes, though the former is National and the latter International. Whenever a Reader (e.g., the international customs) wants to access the data of a message (e.g., the sections of interest in the Document), they operate as follows: (3.4) They request a key to all the authorities, passing the identifying GID as input (we enter the detail of this passage later); (3.5) Each authority seeks the Reader data (the blockchain address and attributes), and obtains them from the Attribute Certifier Contract; (3.6) Equipped with these pieces of information alongside the public parameters, the secret key, and the user's GID, each authority produces a MA-ABE decryption key ( $dk$ ) for the Reader, and (3.7) sends it back. Once all  $dk$ s are gathered from the authorities, (3.8) the Reader can merge them to assemble their own  $fdk$ . Notice that none of the Authorities can create the  $fdk$  alone (unless specified as such), thus meeting **R5**. Also, no user other than the intended Reader can obtain the key (**R4**). The key management phase can be interleaved with the Data Exchange phase (described below in Section 4.1.4).

*A note on the privacy of actors and confidentiality of roles.* We remark that Readers are referred to by their public addresses, thus keeping pseudonymity for the real-world actors. The attribute names are strings that label propositions in policies. We keep them intuitively understandable for the sake of readability here. Obfuscation techniques can prevent external users from guessing the role of Readers in the process by reading the public policies. Best practices and guidelines on the application of these techniques goes beyond the scope of this paper, though.

*A note on the security of key requests.* Maliciously obtaining the  $fdk$  of another Reader is a high security threat. To tackle this potential issue, we implement two different communication schemes for  $dk$  requests (steps 3.4 and 3.7) since the  $fdk$  can be created only by merging the  $dk$ s provided by the Authorities: (I) based on a secure client-server connection, and (II) mediated by the blockchain. More specifically, we decompose the issue in two challenges, which we describe next alongside the solutions we propose. First, we want to avoid that information exchanged between a Reader

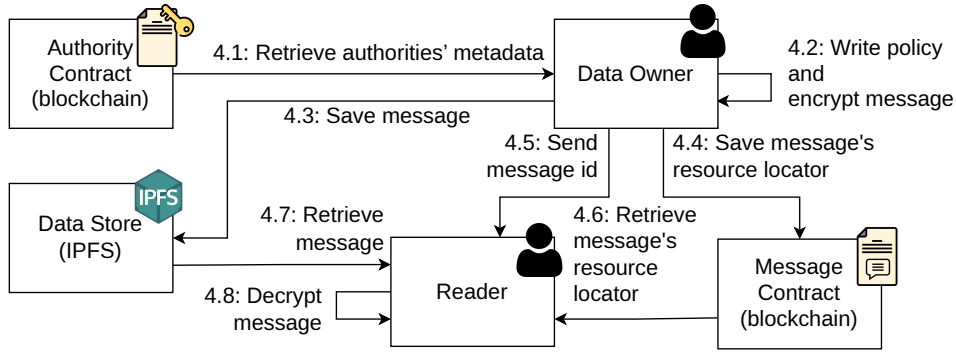


Fig. 5. The data exchange phase in MARTSIA

and an Authority is intercepted by other parties. To this end, we convey every communication for scheme **I** through a separate client-server Secure Sockets Layer (SSL) connection between the Reader and every Authority. Within scheme **II**, the Authority generates the  $dk$ , encrypts it with the RSA public key of the Reader who requested it, and then returns the encrypted  $dk$  as a payload to a transaction. In this way, only the intended Reader can decrypt it with their RSA private key. To avoid any false self-identification as a Reader through their global identifier (GID), we include a preliminary handshake phase for scheme **I**. It starts with every Authority (server) sending a random value (or *challenge*) to the Reader (client). The latter responds with that value signed with their own RSA private key, so as to let the invoked components verify their identity with the caller's RSA public key stored on chain at step 3.1. This issue is not present in scheme **II** because the Reader sends a direct blockchain transaction to the intended Authority asking for a key. To do that, a Reader must sign the transaction. Blockchain signatures can be forged only if the signer holds the unique private key associated to the account. Since a Reader is identified by their account address in our approach, counterfeiting their identity is nearly impossible unless the account's private key of the Reader is stolen.

An advantage brought by scheme **II** is that the provision of the  $dk$  by the Authorities to the Reader is indisputable as their communication is traced on chain (assuming that the Authorities behave honestly). However, transactions are typically associated to a cost in cryptocurrency. In contrast, scheme **I** does not incur fees, but traceability and permanence of the exchanged information are not guaranteed.

**4.1.4 Step 4: Data exchange.** Figure 5 presents the operations carried out for information storage and access. As a preliminary operation, the Data Owner verifies that the hash links of the files with metadata and public parameters posted by all the authorities are equal to one another to ascertain their authenticity.<sup>5</sup> Then, data is transferred from the Data Owner to the Readers through the following steps. (4.1) The Data Owner retrieves the authorities' public keys and public parameters from the blockchain. (4.2) Then, they write a policy. Notice that standard MA-ABE sets a maximum length for the input files. In a business process context, this limitation would undermine practical adoption. To cater for the encryption of arbitrary-size plaintexts, we thus resort to a two-staged hybrid encryption strategy by Cramer and Shoup [23]. First, the Data Owner encrypts via MA-ABE a randomly generated symmetric key (of limited size, e.g.,  $b'3:go+s...x2g='$ ) with (i) the Authorities' public keys, (ii) the policy, and (iii) the public parameters (obtaining, e.g.,  $eJytm1...eaXV2u$ ). Afterwards, it encrypts the actual information artifact (of any size) via symmetric key encryption scheme [67] using that symmetric key. In our example scenario, then, the manufacturer does not encrypt via MA-ABE

the supply purchase order, but the key through which that document is encrypted (and decryptable). (4.3) Thereupon, the Data Owner (e.g., the manufacturer) saves the encrypted symmetric key and information artifact (plus additional metadata, which we omit here and detail in Section 4.2 for the sake of clarity) in one file on the Data Store, (4.4) sends the file's resource locator to the Message Contract, and (4.5) transmits the unique message ID (e.g., 22063028) assigned to the file to the Reader (e.g., the supplier). As the information artifact is on the Data Store and its resource locator saved on chain, it is written in a permanent, tamper-proof and non-repudiable way, thus meeting requirement **R2**. Equipped with their own *fdk*, the Reader can begin the message decryption procedure. (4.6) At first, the Reader retrieves the resource locator of the message from the Message Contract. (4.7) Then, once the Reader obtains the ciphertext from the Data Store, they pass it as input alongside the public parameters (see step 2.4 above) and the *fdk* to the MA-ABE decryption algorithm running locally. (4.8) Mirroring the operations explained in step 4.1, MA-ABE decrypts the symmetric key from the retrieved ciphertext. Notice that only with the symmetric key can the Reader obtain the original information artifact.

*A note on the resistance to key counterfeiting.* Since the Data Owner encrypts the symmetric key using also the public keys of the Authorities as one of the parameters (see steps 4.1 and 4.2), malicious attackers cannot self-appoint themselves as Authorities and generate working decryption keys. The attackers, even calculating their own public parameters (step 2.4) and thus their own private/public key pairs (step 2.5), could not start generating decryption keys that work. The reason is that Authorities use their own private keys to generate a (partial) decryption key *dk* (step 3.6). Therefore, there would be no correspondence between the forged *dk* and a working one since the Authority's public key used in the encryption phase (steps 4.1 and 4.2) would not match. Recall that the Authorities are publicly known (the list is published on chain, see steps 1.2 and 2.1).

## 4.2 Data

After the analysis of the software components and tasks employed in our approach, we focus on messages and policies.

*Messages.* Table 1 illustrates the messages we described in our running example in Section 2 along with a generated symmetric key for each message. Table 3 shows the messages as saved on the Data Store by the Data Owner after the encryption process explained in Section 4.1 (phase 2). Each file stored on the Data Store consists of one or more sections to be accessed by different actors (henceforth, *slices*). Every slice is divided in three parts. **The metadata** contain the *message sender* (e.g., 0x82...1332 in Table 3), the *case id* (e.g., 43175279), and the *message id* that uniquely identifies the message (e.g., 22063028). **The body** is the encrypted information saved as key/value entries (*fields*) for ease of indexation. For security, notice that neither the keys nor the values are in clear. **The header** consists of the *encrypted symmetric key* generated at step 4.2, and the list of field keys that the body contains. In case two or more slices form the message (as in the case of the export document), each is marked with a unique *slice id* (e.g., 62618638). We recall that a message is stored on the Data Store and retrievable through a hash, content-based resource locator. The resource locator can thus be attached to process execution data for monitoring and auditability purposes, in compliance with **R6**.

*Policies.* We use policies to specify read grants to message slices, thus enabling fine-grained access control as per **R1**. For example, the export document written by the international supplier of process instance 43175279 is partitioned in four slices as illustrated in Table 1. We shall use *Attr@X* as a shorthand notation to indicate that a specific authority *Auth* (if *X* is *Auth*) or *at least n ≥ 1* authorities (if *X* is *n+*) generate the key based on the verification of attribute *Attr*. Compound policies can be formed by joining *Attr@X* propositions with *or* and *and* logical operators. For instance,

Table 3. Example of messages stored by MARTSIA upon encryption

Message	Metadata	Header	Body (slices)
Supply purchase order (ramp)	sender: 0x82[...]1332 process_instance_id: 43175279 message_id: 22063028	EncryptedKey: eJytm1[...]eaXV2u Fields: [CV8=[...]6w==, p84W[...]aw==, avNL[...]lw==, AOo=[...]mQ==]	CV8=[...]6w==: RuK/[...]QQ== p84W[...]aw==: 1UTk[...]mA== avNL[...]lw==: VT+D[...]JQ== AOo=[...]mQ==: ZUE/[...]6w==
Export document	sender: 0x9E[...]C885 process_instance_id: 43175279 message_id: 15469010	SliceId: 62618638 EncryptedKey: eJytm0[...]Bmn4k= Fields: [u7o=[...]iw==, TacL[...]IQ==, EhrB[...]lw==, Tiba[...]Wg==, xJ+6[...]SQ==, RPN7[...]Zz==, T3Wq[...]eK==, QXjN[...]LS==, Jmk8[...]fL==]	u7o=[...]iw==: py81[...]mA== TacL[...]IQ==: MKNH[...]uQ== EhrB[...]lw==: 5bz0[...]bg== Tiba[...]Wg==: JahD[...]5Q== xJ+6[...]SQ==: 3aIm[...]kg== RPN7[...]Zz==: nRNh[...]GA== T3Wq[...]eK==: PxRk[...]0g== QXjN[...]LS==: Lfhk[...]Ug== Jmk8[...]fL==: Gj43[...]yg==
		SliceId: 19756540 EncryptedKey: eJytm0[...]wtYFo= Fields: [ZOSH[...]9B==, BZ81[...]KY==, QeUy[...]WT==, rtdZ[...]hf==, 8kuG[...]Ts==]	ZOSH[...]9B==: sctC[...]nQ== BZ81[...]KY==: 5Gln[...]Pg== QeUy[...]WT==: k49+[...]kA== rtdZ[...]hf==: 1RLd[...]tm== 8kuG[...]Ts==: 25E0[...]uc==
		SliceId: 12191034 EncryptedKey: eJytm0[...]sG1U4= Fields: [t8gr[...]QQ==, yuwd[...]vg==, 1K1d[...]zQ==]	t8gr[...]QQ==: ZJ1v[...]5A== yuwd[...]vg==: 7XpN[...]4A== 1K1d[...]zQ==: +QbM[...]Cw==
		SliceId: 98546521 EncryptedKey: eJytk9[...]oIJS6= Fields: [rjY=[...]KQ==, ZdWC[...]xg==, 6aLB[...]iw==, VD2h[...]6w==, 8UmX[...]MQ==]	rjY=[...]KQ==: JPAv[...]LA== ZdWC[...]xg==: w05J[...]Hg== 6aLB[...]iw==: 0wWu[...]vA== VD2h[...]6w==: eZu7[...]QQ== 8UmX[...]MQ==: sXaB[...]kQ==
National customs clearance	sender: 0x5F[...]FFE1 process_instance_id: 43175279 message_id: 64083548	EncryptedKey: eJytm0[...]gG12Y= Fields: [fdoT[...]kA==, 2AkH[...]Rw==, 0bTn[...]6A==, RZVJ[...]rQ==, 4TXI[...]zw==]	fdoT[...]kA==: fUSZ[...]Bg== 2AkH[...]Rw==: dGp2[...]zA== 0bTn[...]6A==: TuR9[...]bA== RZVJ[...]rQ==: Pq8U[...]dQ== 4TXI[...]zw==: 0Izx[...]Mw==

(Customs@A or Supplier@1+) declares that only authority A can authorize customs, *any* authority can generate the *dk* for suppliers, and only customs or suppliers can read a message. We shall thus use the following grammar for policies *P*:

$$\begin{aligned}
 P &::= \text{Attr@X} & | & P \text{ and } P' & | & P \text{ or } P' \\
 X &::= \text{Auth} & | & n+
 \end{aligned}$$

Notice that we enable the selection of a specific *dk* forger for backward compatibility towards single-authority frameworks. The downsides are that (i) no key is generated if that authority is down (if A crashed, e.g., a user cannot be recognized as a customs body), and (ii) a corrupted authority could take over the generation of an *fdk* if only one attestation is necessary (theirs). Therefore, special attention must be paid in the writing of policies. 43175279@2+ requires that *at least* two authorities attest to the participation of a user in case 43175279. A user that is not authorized by all the required authorities cannot have the final decryption key as per the policy. Also, whenever multiple authorities are involved in the generation of the *fdk* by contributing to a part of it (the *dk*), only the user can compose the *fdk* and decrypt the ciphertext. Table 4 shows the encoding of the policies that restrict access to the slices to specific Readers based on the attributes that Attribute Certifiers attested to in step 3.2. For example, the international shipment order is the first slice of the export document. It should be readable by the national and international customs, and by specific actors involved in the process instance: the sender themselves (i.e., the international supplier), the manufacturer, and the international carrier involved in the process instance. Additionally, we exert further constraints on the authorities

Table 4. Message policy examples.

Message	Slice	Policy
Supply purchase order (ramp)		43175279@2+ and (Manufacturer@1+ or (Supplier@1+ and International@1+))
Export document	a	Customs@A or (43175279@2+ and ((Supplier@1+ and International@1+) or Manufacturer@1+ or (Carrier@1+ and International@1+)))
	b	Customs@A or (43175279@2+ and (Supplier@1+ and International@1+))
	c	43175279@2+ and ((Supplier@2+ and International@1+) or Manufacturer@1+)
	d	Customs@A or (43175279@2+ and ((Supplier@1+ and International@1+) or Manufacturer@1+))
National customs clearance		Customs@A or (43175279@2+ and Manufacturer@1+)

providing the  $dk$  for specific attributes: customs are given the  $dk$  by Authority A, and at least two Authorities must declare that a Reader is involved in the given process instance. The other attributes can be attested to by any Authority. This composite rule translates to the following expression: Customs@3+ or (43175279@2+ and ((Supplier@1+ and International@1+) or Manufacturer@1+ or (Carrier@1+ and International@1+))).

### 4.3 Summary and considerations

Thus far, we have described MARTSIA's architecture and the techniques it employs. Here, we draw considerations on the rationale behind our approach and conduct a brief threat analysis. In the following [Section 5](#), we will focus on its security through the lens of formal analysis.

*On the design rationale.* Our approach is built upon an interplay of components leveraging various techniques. We give a recapitulating description of those, highlighting a few main motives underpinning their conception. More detailed remarks are provided in the form of separate notes and dedicated statements above in this section. First of all, the encryption mechanism is based upon Cyphertext-Policy ABE to allow Data Owners to postulate with a custom policy the attributes identifying who will be authorized to read their data. As a consequence, Data Owners can dictate conditions to restrict access without necessarily knowing the individual authorized users. It follows that keys and attributes have a crucial role. They are thus forged and accredited by networks of multiple Authorities (hence the adoption of MA-ABE) and Attribute Certifiers, respectively, to mitigate the risk of having single points of failure or corruption. Notice that the number of Authorities and Attribute Certifiers is independent from the Data Owners, Readers, and especially from ciphertexts, whose amount can rapidly increase during the system's lifetime. Therefore, it can be assumed to be a constant value, which favors system scalability. To reduce communication overhead, we employ a one-time key distribution phase without requiring any further interaction between the Readers and the Authorities. If a new attribute is to be added or a new Reader joins the system, the Authorities release the new keys solely to the involved Readers. Favoring scalability while minimizing communication overhead is also the reason why we employ a distributed Data Store to save primary information pieces like messages, certified attributes, and authority metadata. To let our solution guarantee the properties of auditability and non-repudiation with access-controlled data sharing, the artifacts stored on the Data Store are notarized on a blockchain. In particular, we employ *public* blockchain platforms as their network is composed of an unbounded number of nodes, ensuring stronger data availability and transparency. Anyone inspecting the blockchain can verify that some data was sent through our system, even if in an encrypted fashion. Also, we opt for a *programmable* blockchain to make sure that the information stored complies with our workflow and adheres to consistent data structures.

*On the corruption model.* Here, we outline a brief threat analysis to define our setting with the corruption model of our approach. In the initialization step (Section 4.1.2), we assume that the majority of the Authorities generating the partial decryption keys (based on the Reader’s attributes) is honest and available, as a consequence of the MA-ABE scheme of Rouselakis and Waters [77] we employ. Our approach employs a consensus protocol like vetKeys [13] in the system boot and key management steps (Sections 4.1.1 and 4.1.3). We thus require that at least half of the involved Attribute Certifiers (plus one) be honest. Finally, we assume that the Data Owner is honest, while we admit a dishonest majority for the Readers.

## 5 FORMAL SECURITY ANALYSIS

In what follows, we formalize MARTSIA as a protocol to discuss its security guarantees. In Section 5.1 and Section 5.2 we introduce the Universal Composition framework of Canetti [12] upon which we prove security, and the formal specification of Multi-Authority Attribute-Based Encryption as defined by Rouselakis and Waters [77]. In Section 5.3 we describe the functionality we aim to implement, the protocol, and state the theorem showing that our protocol realizes such a functionality. Finally, in Section 5.4 we argue about the concrete implementation of our protocol. Before proceeding, we list below a few remarks on the notation we adopt in this section.

**Notation.** We use calligraphic letters to denote sets (e.g.,  $\mathcal{X}$ ), lower-case letters for variables (e.g.,  $x$ ), and bold upper-case letters do denote random variables (e.g.,  $\mathbf{X}$ ). We write  $x \leftarrow \mathcal{X}$  to indicate that  $x$  is picked uniformly at random from  $\mathcal{X}$ . A similar notation is used in the presence of a randomized or probabilistic algorithm  $A$ . Indeed,  $x \leftarrow A(\cdot)$  means that  $x$  is the output of the randomized algorithm  $A$ . All the algorithms we will consider are PPT (Probabilistic Polynomial Time), i.e., for any input  $x \in \{0, 1\}^*$ ,  $A(x)$  terminates in at most polynomially many steps, in the size of its inputs. We denote with  $\lambda \in \mathbb{N}$  the security parameter and we assume that all the algorithms take as an input a tuple of arity  $\lambda$  whose elements are all 1, denoted with  $1^\lambda$ . A function  $\nu : \mathbb{N} \rightarrow [0, 1]$  is negligible if, for every polynomial  $p(n)$ , there exists an  $N \in \mathbb{N}$  s.t. for each  $n_0 \geq N$ ,  $\nu(n_0) < \frac{1}{p(n_0)}$ . We denote with  $\text{negl}(\lambda)$  the negligible function in  $\lambda$ . Given two random variables  $\mathbf{X}$  and  $\mathbf{Y}$ , we write  $\mathbf{X} \approx_c \mathbf{Y}$  when  $\mathbf{X}$  and  $\mathbf{Y}$  are computationally close.

### 5.1 Universally Composable Multi-Party Computation

In the UC model of [12], we distinguish between ideal and real execution.

*The Real Execution.* In the real world, the protocol  $\pi$  is run in the presence of an adversary  $A$  coordinated by a non-uniform environment  $Z = \{Z_\lambda\}_{\lambda \in \mathbb{N}}$ . At the outset,  $Z$  chooses the inputs  $(1^\lambda, x_i)$  for each player  $P_i$ , and gives  $\mathcal{I}$ ,  $\{x_i\}_{i \in \mathcal{I}}$  and  $z$  to  $A$ , where  $\mathcal{I} \subset [n]$  represents the set of corrupted players and  $z$  is some auxiliary input. For simplicity, we only consider static corruptions (i.e., the environment decides who is corrupt at the beginning of the protocol). The parties then start running  $\pi$ , with the honest players  $P_i$  behaving as prescribed in the protocol (using input  $x_i$ ), and with malicious parties behaving arbitrarily (directed by  $A$ ). The attacker may delay sending the messages of the corrupted parties in any given phase until after the honest parties send their messages in that phase.  $Z$  can interact with  $A$  throughout the course of the protocol execution.

Additionally,  $Z$  receives the outputs of the honest parties, and must output a bit. We denote by  $\text{REAL}_{\pi, A, Z}(\lambda)$  the random variable corresponding to  $Z$ ’s guess.

*The Ideal Execution.* In the ideal world, a trusted third party evaluates the functionality  $\mathcal{F}$  on behalf of a set of dummy players  $(P_i)_{i \in [n]}$ . As in the real setting,  $Z$  chooses the inputs  $(1^\lambda, x_i)$  for each honest player  $P_i$ , and gives  $\mathcal{I}$ ,  $\{x_i\}_{i \in \mathcal{I}}$  and  $z$  to the ideal adversary  $S$ , corrupting the dummy parties  $(P_i)_{i \in \mathcal{I}}$ . Hence, honest parties send their input  $x'_i = x_i$



to the trusted party, whereas the parties controlled by  $S$  might send an arbitrary input  $x_i''$ . The trusted party behaves as prescribed by  $\mathcal{F}$ . During the simulation,  $S$  can interact with  $Z$  throughout the course of the protocol execution. Additionally,  $Z$  receives the outputs of the honest parties and must output a bit. We denote by  $\text{IDEAL}_{\mathcal{F},S,Z}(\lambda)$  the random variable corresponding to  $Z$ 's guess.

**DEFINITION 1 (UC-SECURE MPC).** *Let  $\pi$  be an  $n$ -party protocol for computing a functionality  $\mathcal{F}$ . We say that  $\pi$   $t$ -realizes  $\mathcal{F}$  in the presence of malicious adversaries if for every PPT adversary  $A$  there exists a PPT simulator  $S$  such that, for every non-uniform PPT environment  $Z$  corrupting at most  $t$  parties, it holds that  $\{\text{REAL}_{\pi,A,Z}(\lambda)\}_{\lambda \in \mathbb{N}} \approx_c \{\text{IDEAL}_{\mathcal{F},S,Z}(\lambda)\}_{\lambda \in \mathbb{N}}$ .*

**DEFINITION 2 (UC-SECURE MPC IN THE HYBRID MODEL).** *Let  $n \in \mathbb{N}$ . Let  $\mathcal{F}$  and  $\mathcal{G}_1, \dots, \mathcal{G}_\tau$  be ideal functionalities, and let  $\pi$  be an  $n$ -party protocol. We say that  $\pi$   $t$ -securely realizes  $\mathcal{F}$  in the  $(\mathcal{G}_1, \dots, \mathcal{G}_\tau)$ -hybrid model if for all PPT adversaries  $A$  there exists a PPT simulator  $S$  such that for all PPT non-uniform environments  $Z$  corrupting at most  $t$  players, then  $\{\text{IDEAL}_{\mathcal{F},S,Z}(\lambda)\}_{\lambda \in \mathbb{N}} \approx_c \{\text{HYBRID}_{\pi,A,Z}^{\mathcal{G}_1, \dots, \mathcal{G}_\tau}(\lambda)\}_{\lambda \in \mathbb{N}}$ .*

**Disjoint Parties Variant.** In our setting, we are considering a slightly different corruption model taking into account multiple set of parties, in which the adversary have the power to corrupt at most a certain number of parties for each set. We call a protocol with involved parties  $\mathcal{P} = (\mathcal{P}_1, \dots, \mathcal{P}_m)$  where  $|\mathcal{P}_i| = n_i$  for  $i \in [m]$  an  $(n_1, \dots, n_m)$ -party protocol.

**DEFINITION 3 (DISJOINT PARTIES UC-SECURE MPC IN THE HYBRID MODEL).** *Let  $m \in \mathbb{N}$  and  $n_i \in \mathbb{N}$  for  $i \in [m]$ . Let  $\mathcal{P} = (\mathcal{P}_1, \dots, \mathcal{P}_m)$  where  $|\mathcal{P}_i| = n_i$  for  $i \in [m]$ . Let  $\mathcal{F}$  and  $\mathcal{G}_1, \dots, \mathcal{G}_\tau$ , be ideal functionalities and let  $\pi$  be an  $(n_1, \dots, n_m)$ -party protocol. We say that  $\pi$   $(t_1, \dots, t_m)$ -securely realizes  $\mathcal{F}$  in the  $(\mathcal{G}_1, \dots, \mathcal{G}_\tau)$ -hybrid model if for all PPT adversaries  $A$  there exists a PPT simulator  $S$  such that for all PPT non-uniform environments  $Z$  corrupting at most  $t_i$  players in  $\mathcal{P}_i$  for  $i \in [m]$ , then  $\{\text{IDEAL}_{\mathcal{F},S,Z}(\lambda)\}_{\lambda \in \mathbb{N}} \approx_c \{\text{HYBRID}_{\pi,A,Z}^{\mathcal{G}_1, \dots, \mathcal{G}_\tau}(\lambda)\}_{\lambda \in \mathbb{N}}$ .*

## 5.2 Multi-Authority Attribute-Based Encryption

We consider a ciphertext-policy MA-ABE scheme  $\Pi = (\text{Setup}, \text{AuthSetup}, \text{Enc}, \text{KGen}, \text{Dec})$  as defined by [77] with an attribute universe  $\mathcal{U}$ , an authority universe  $\mathcal{T}$ , a global identities universe  $\mathcal{I}$ , a message space  $\mathcal{M}$ , for any access structure  $\mathbb{A}$ . Since we are in the multi-authority setting, each attribute is associated with an authority. In particular, we consider mapping  $T : \mathcal{U} \rightarrow \mathcal{T}$  from attributes to authorities.<sup>6</sup> The algorithms are described as follows:

**Setup( $1^\lambda$ ):** On input the security parameter  $1^\lambda$ , outputs the global parameters  $pp$ . We require that the attributes  $\mathcal{U}$ , authorities  $\mathcal{T}$ , the global identifiers  $\mathcal{I}$ , and the mapping  $T$  are included in  $pp$ .

**AuthSetup( $pp, \psi$ ):** On input  $pp$  and an authority index  $\psi \in \mathcal{T}$ , outputs the authority's public key/secret key pair  $\{pk_\psi, sk_\psi\}$ .

**KGen( $pp, id, sk_\psi, \alpha$ ):** On input the global public parameters  $pp$ , the global identity  $id \in \mathcal{I}$ , the secret key  $sk_\psi$  of the authority  $\psi \in \mathcal{T}$  and an attribute  $\alpha \in \mathcal{U}$ , outputs a decryption key  $dk_{id,(\alpha,\psi)}$  related to the attribute  $\alpha$  for the authority  $\psi$ .

**Enc( $pp, m, \mathbb{A}, \{pk_\psi\}_{\psi \in \mathcal{T}}$ ):** On input the global parameters  $pp$ , a message  $m$ , a policy  $\mathbb{A}$ , public keys of all the authorities  $\{pk_\psi\}_{\psi \in \mathcal{T}}$ , outputs a ciphertext  $c$ .

**Dec( $pp, c, \{dk_{id,\alpha}\}$ ):** On input the global parameters  $pp$ , a ciphertext  $c$ , a set of decryption keys  $\{dk_{id,\alpha}\}$  of a user  $id$  with respect to different attributes, outputs a message  $m \in \mathcal{M}$  or  $\perp$ .

**DEFINITION 4 (CORRECTNESS).** *A MA-ABE scheme (with ciphertext-policy) is correct if for any  $pp$  generated by setup algorithm Setup, for any  $\mathcal{L} \subseteq \mathcal{T}$  and any pair of keys  $\{pk_\psi, sk_\psi\}_{\psi \in \mathcal{L}}$  generated by the authority setup algorithm*

<sup>6</sup>For example, attributes can be structured as  $\alpha = (\alpha', \psi)$ , and  $T(\alpha)$  outputs the second element of the pair.

Runs with the security parameter  $1^\lambda$ , a data owner  $D$ , readers  $\mathcal{R}$ , authorities  $\mathcal{T}$ , message space  $\mathcal{M}$ . At the outset, the functionality instantiates a dictionary  $\text{dict}$ , an empty set  $\mathcal{U}$ , and an empty map  $\mathcal{V} \subseteq \mathcal{R} \times \mathcal{U}$ .

**Attributes Setup:** On input  $(\text{SETATTR}, \mathcal{U}', \mathcal{V}')$  from  $AC$ , if  $\mathcal{U}$  and  $\mathcal{V}$  are empty, set  $\mathcal{U} = \mathcal{U}'$  and  $\mathcal{V} = \mathcal{V}'$ , and sends  $(\text{SETATTR}, \mathcal{U}, \mathcal{V})$  to all parties in  $\mathcal{T} \cup \mathcal{R}$ .

**Message Storage:** On input  $(\text{STOREMESSAGE}, m, \mathbb{A})$  from  $D$ , if  $\mathcal{U}$  and  $\mathcal{V}$  are not empty, set  $\text{dict}[m] \leftarrow \text{dict}[m] \cup \{\mathbb{A}\}$  and send  $(\text{MESSAGESTORED}, \mathbb{A})$  to all the parties.

**Message Read:** On input  $(\text{READMESSAGES}, \tilde{\mathcal{U}})$  from a reader  $R \in \mathcal{R}$ , check if  $(R, \alpha) \in \mathcal{V}$  for each  $\alpha \in \tilde{\mathcal{U}}$ . If the checks pass, instantiate a set of messages  $\text{msg} \leftarrow \emptyset$  and, for each entry  $\mathbb{A}$  in  $\text{dict}$ , check if  $\tilde{\mathcal{U}}$  is an authorized set for  $\mathbb{A}$ , and if the check passes, set  $\text{msg} \leftarrow \text{msg} \cup \text{dict}[\mathbb{A}]$ . Finally, output  $(\text{READMESSAGES}, \text{msg})$  to  $R$ .

Fig. 6. Functionality  $\mathcal{F}_{\text{TR}}$  implemented by our protocol  $\pi_{\text{TR}}$ .

*AuthSetup*, for any ciphertext  $c$  generated by the encryption algorithm  $\text{Enc}$  using the relevant authorities' public keys  $\{pk_\psi\}$  on any message  $m$  and access structure  $\mathbb{A}$ , and for any set of keys  $\{dk_{id,\alpha}\}$  generated by the key generation algorithm using the relevant authorities' secret keys for one user  $id$  on any  $\mathbb{A}$ -authorized set of attributes, we have that  $\text{Dec}(pp, c, \{dk_{id,\alpha}\}) = m$ .

**DEFINITION 5 (CPA-SECURITY).** We say that an adversary statically breaks an MA-ABE scheme if it can guess the bit  $b$  in the following security game with non-negligible advantage:

**Global Setup.** The challenger runs the Setup algorithms and sends the global parameters to the adversary.

**Attacker's queries.** The attacker answers as follows:

- (1) Corruption query: Chooses a set of corrupted authorities  $C \subseteq \mathcal{T}$  and the respective public keys  $\{pk_\psi\}_{\psi \in C}$ , which can be maliciously crafted.
- (2) Key Generation queries: Sends polynomial number of queries of the type  $\{(id_i, \mathcal{U}_i)\}_{i \in [m]}$  where  $id_i \in \mathcal{I}$ ,  $\mathcal{U}_i \subseteq \mathcal{U}$ , and  $\mathcal{T}(\mathcal{U}_i) \cap C = \emptyset$ .
- (3) Challenge query: Chooses two messages  $m_0, m_1$  such that  $|m_0| = |m_1|$  and a challenge access structure  $\mathbb{A}$ . We require that for every key generation query submitted beforehand,  $\mathcal{U}_i \cup \bigcup_{\psi \in C} \mathcal{T}^{-1}(\psi)$  is an unauthorized set for  $\mathbb{A}$ , where  $\bigcup_{\psi \in C} \mathcal{T}^{-1}(\psi)$  is the set of attributes belonging to the corrupted authorities.

**Challenger Replies.** The challenger calls  $\text{AuthSetup}(pp, \psi)$  for each  $\psi \notin C$  and handles  $\{pk_\psi\}_{\psi \notin C}$  to the adversary. Then, flips  $b \leftarrow \{0, 1\}$  and replies as follows:

- (1) Key generation queries response: For each  $(id_i, \mathcal{U}_i)$  submitted by the adversary, compute and send  $\text{KGen}(pp, id, sk_{\mathcal{T}(\alpha)})$  for each  $\alpha \in \mathcal{U}_i$ .
  - (2) Challenge query response: A ciphertext  $c^* \leftarrow \text{Enc}(pp, m_b, \mathbb{A}, \{pk_\psi\}_{\psi \in \mathcal{T}})$ .
- Finally, the adversary outputs a guess  $b'$ .

### 5.3 Our protocol

We first describe the functionality we aim to realize. The functionality  $\mathcal{F}_{\text{TR}}$ , described in Fig. 6, is run by a data owner  $D$ , an attribute certifier  $AC$  a set of readers  $\mathcal{R}$ , and a set of authorities  $\mathcal{T}$ . At the outset, the attribute certifier specifies an attribute space  $\mathcal{U}$  and a map  $\mathcal{V}$  certifying which attributes are assigned to each reader. In particular, each entry will be of the form  $(R, \alpha)$ . Then,  $D$  can specify a message  $m$  and a policy  $\mathbb{A}$  attached to such a message, and query  $\mathcal{F}_{\text{TR}}$  with the command  $(\text{STOREMESSAGE}, m, \mathbb{A})$ .  $\mathcal{F}_{\text{TR}}$  will then store the message, which can be retrieved only by readers owning a set of certified attributes  $\tilde{\mathcal{U}}$  by querying  $\mathcal{F}_{\text{TR}}$  with  $(\text{READMESSAGES}, \tilde{\mathcal{U}})$ , where  $\tilde{\mathcal{U}}$  is an authorized set for  $\mathbb{A}$ .

**Protocol description.** Our protocol  $\pi_{\text{TR}}$  is described in Fig. 7. We investigate the security of  $\pi_{\text{TR}}$  in the  $(\mathcal{F}_{\text{Setup}}, \mathcal{F}_{\text{SC}})$ -hybrid model. We use as a main ingredient a multi-authority ABE scheme  $\text{ABE} = (\text{ABE.Setup}, \text{ABE.AuthSetup},$

**Setup:** All the authorities in  $\mathcal{T}$  engage in  $\mathcal{F}_{\text{Setup}}$ . At the end of the computation, each authority will receive the public parameters  $pp$ . Then, each  $\psi \in \mathcal{T}$  computes  $(pk_\psi, sk_\psi) \leftarrow \text{AuthSetup}(pp)$  and sends  $(pp, pk_\psi)$  to each party<sup>7</sup>. Then, the attribute certifier  $AC$ , on input a set  $\mathcal{U}'$  of certified attributes and a map  $\mathcal{V}' \subseteq \mathcal{R} \times \mathcal{U}$ , generates the smart contract  $\mathcal{F}_{\text{SC}}$  with authorities  $\mathcal{T}$ , readers  $\mathcal{R}$ , data owner  $D$ , message space  $\mathcal{M} = \{0, 1\}^*$  and makes a query to  $\mathcal{F}_{\text{SC}}$  with  $(\text{SETATTR}, \mathcal{U}', \mathcal{V}')$ .

**Key generation:** For each  $R \in \mathcal{R}$  and each pair  $(R, \alpha) \in \mathcal{V}$ , the authority  $\psi = T(\alpha)$  computes  $dk_{R,\alpha} \leftarrow \text{KGen}(pp, R, sk_\psi, \alpha)$ , and handles  $dk_{R,\alpha}$  to  $R$ .

**Encryption:**  $D$ , on input  $m$  and  $\mathbb{A}$ <sup>8</sup>, computes  $c \leftarrow \text{ABE.Enc}(pp, m, \mathbb{A}, \{pk_\psi\}_{\psi \in \mathcal{T}})$ . Then, queries  $\mathcal{F}_{\text{SC}}$  with  $(\text{SENDCTX}, c, \mathbb{A})$ .

**Decryption:** When a reader  $R \in \mathcal{R}$  wants to retrieve messages w.r.t. a set of attributes  $\tilde{\mathcal{U}}$  for which he owns the corresponding decryption keys  $\{dk_{R,\alpha}\}_{\alpha \in \tilde{\mathcal{U}}}$ , queries  $\mathcal{F}_{\text{SC}}$  with  $(\text{RETRIEVECTX}, \tilde{\mathcal{U}})$ , and receives  $(\text{RETRIEVECTX}, \text{ctxs})$  from  $\mathcal{F}_{\text{SC}}$ . Then, for each  $c \in \text{ctxs}$ , output the corresponding  $m = \text{ABE.Dec}(pp, c, \{dk_{R,\alpha}\}_{\alpha \in \tilde{\mathcal{U}}})$ .

Fig. 7. Our protocol  $\pi_{\text{TR}}$  realizing  $\mathcal{F}_{\text{TR}}$ .

Runs with authorities  $\mathcal{T}$ , readers  $\mathcal{R}$ , a data owner  $D$ , an attribute certifier  $AC$ , message space  $\mathcal{M}$ . Instantiates empty variables  $\mathcal{U}$ ,  $\mathcal{V}$ , and an empty dictionary  $\text{dict}$  to store access policies with the corresponding ciphertexts. Additionally, runs with the following commands:

**Attributes Set:** On input  $(\text{SETATTR}, \mathcal{U}', \mathcal{V}')$  from  $AC$ , if  $\mathcal{U}$  and  $\mathcal{V}$  are empty, set  $\mathcal{U} = \mathcal{U}'$  and  $\mathcal{V} = \mathcal{V}'$ , and send  $(\text{SETATTR}, \mathcal{U}, \mathcal{V})$  to all parties.

**Ciphertext Storage:** On input  $(\text{SENDCTX}, c, \mathbb{A})$  from  $D$ , set  $\text{dict}[\mathbb{A}] \leftarrow \text{dict}[\mathbb{A}] \cup \{c\}$ .

**Ciphertext Retrieval:** On input  $(\text{RETRIEVECTX}, \tilde{\mathcal{U}})$  from a reader  $R \in \mathcal{R}$ , instantiate a set  $\text{ctxs} \leftarrow \emptyset$ . Then, for each entry  $\mathbb{A}$  in  $\text{dict}$  such that  $\tilde{\mathcal{U}}$  is an authorized set of  $\mathbb{A}$  set  $\text{ctxs} \leftarrow \text{ctxs} \cup \text{dict}[\mathbb{A}]$ . Finally, output  $(\text{RETRIEVECTX}, \text{ctxs})$  to  $R$ .

**Dictionary Retrieval:** On input  $(\text{RETRIEVEDICT})$  from any party  $P$ , output  $(\text{RETRIEVEDICT}, \text{dict})$  to  $P$ .

Fig. 8. Public Smart Contract Functionality  $\mathcal{F}_{\text{SC}}$ .

ABE.KGen, ABE.Enc, ABE.Dec). Since we aim for full decentralization, we require that the setup algorithm of the MA-ABE scheme is run with a multi-party computation protocol by all of the authorities. Since thanks to Chi and Yao [17], we are aware of general-purpose multi-party computation protocols (i.e., for any function), we can assume the existence of a functionality  $\mathcal{F}_{\text{Setup}}$  implementing  $\text{ABE.Setup}(1^\lambda)$ . To simplify the protocol description, we also assume the existence of a public smart contract functionality  $\mathcal{F}_{\text{SC}}$ <sup>9</sup>, described in Fig. 8 in which  $AC$  first stores the attributes  $\mathcal{U}$  and the map  $\mathcal{V}$  (by querying  $\mathcal{F}_{\text{SC}}$  with  $(\text{SETATTR}, \mathcal{U}, \mathcal{V})$ ). Then  $D$  stores encrypted messages  $c$  w.r.t. a policy  $\mathbb{A}$  (by querying  $\mathcal{F}_{\text{SC}}$  with  $(\text{SENDCTX}, c, \mathbb{A})$ ) that will be retrieved by an authorized reader  $R$  by querying  $\mathcal{F}_{\text{SC}}$  with  $(\text{RETRIEVECTX}, \tilde{\mathcal{U}})$  for a set of certified attributes  $\tilde{\mathcal{U}}$  and then decrypted by  $R$  with its decryption keys previously obtained for each attribute in  $\tilde{\mathcal{U}}$ . Since  $\mathcal{F}_{\text{SC}}$  is a public smart contract, we further equipped  $\mathcal{F}_{\text{SC}}$  with a command  $(\text{RETRIEVEDICT})$  that can be queried by any party to retrieve the data structure containing all the encrypted messages.

The underlying multi-authority ABE scheme ABE is instantiated with attribute universe  $\mathcal{U}$ , authority universe  $\mathcal{T}$ , global identities  $\mathcal{I} = \mathcal{R}$ , and message space  $\mathcal{M} = \{0, 1\}^*$ . The theorem below claims that  $\pi_{\text{TR}}$  realizes  $\mathcal{F}_{\text{TR}}$  by assuming a corrupted minority of authorities (i.e.  $\lceil \frac{|\mathcal{T}|}{2} \rceil - 1$ ), a majority of corrupted readers  $\mathcal{R}$ , a corrupted attribute certifier  $AC$ , and an honest data owner  $D$ .

**THEOREM 1.** *Let ABE be a Multi-Authority Attribute-Based Encryption Scheme with message space  $\{0, 1\}^*$ , authorities  $\mathcal{T}$ , global identities  $\mathcal{R}$  enjoying correctness (Def. 4) and CPA-Security (Def. 5). Let  $\mathcal{P}_1 = \mathcal{T}$ ,  $\mathcal{P}_2 = \mathcal{R}$ ,  $\mathcal{P}_3 = \{AC\}$  and  $\mathcal{P}_4 = \{D\}$ . Then the protocol  $\pi_{\text{TR}}$  described above  $(\lceil \frac{n_1}{2} \rceil - 1, n_2 - 1, n_3, 0)$ -securely realize  $\mathcal{F}_{\text{TR}}$  in the  $(\mathcal{F}_{\text{Setup}}, \mathcal{F}_{\text{SC}})$ -hybrid model (Def. 3).*

**PROOF.** We start by describing in Fig. 9 the simulator  $S$  corrupting parties  $\mathcal{P}_3, C_1 \subset \mathcal{P}_1, C_2 \subset \mathcal{P}_2$ , where  $|C_1| \leq n_2/2 - 1$  and  $|C_2| \leq n_3 - 1$ , and interacting with an environment  $Z$ . Let us assume that  $Z$  distinguishes  $\text{HYBRID}_{\pi_{\text{TR}}, \mathcal{A}, Z}^{\mathcal{F}_{\text{Setup}}, \mathcal{F}_{\text{SC}}}(\lambda)$  and

<sup>9</sup>The idea of modeling a smart contract as a UC functionality was already adopted by Baum et al. [4].

**Setup:** Initialize a dictionary  $\text{dict}$ . Acting as  $\mathcal{F}_{\text{Setup}}$ , compute  $pp \leftarrow \text{Setup}(1^\lambda)$ , and forward  $pp$  to  $Z$ . Then, acting as  $\mathcal{F}_{\text{SC}}$ , upon receiving  $(\text{SETATTR}, \mathcal{U}, \mathcal{V})$  from  $Z$ , forward  $(\text{SETATTR}, \mathcal{U}, \mathcal{V})$  to  $Z$ . Then, Wait to receive  $\{(pp', pk_\psi)\}_{\psi \in C_1}$  from  $Z$ . Finally, for each  $\psi \in \mathcal{P}_1 \setminus C_1$ , compute  $sk_\psi \leftarrow \text{AuthSetup}(pp, \psi)$ .

**Key Generation:** For each  $(R, \alpha) \in \mathcal{V}$  where  $R \in C_1$  and  $T(\alpha) \notin C_1$  compute  $dk_{R,\alpha} \leftarrow \text{KGen}(pp, R, sk_{T(\alpha)}, \alpha)$  for each  $\alpha \in \mathcal{U}$ , and send  $\{dk_{R,\alpha}\}_{\alpha \in \mathcal{U}}$  to the adversary.

**Encryption:** Upon receiving  $(\text{MESSAGESTORED}, \mathbb{A})$  from  $\mathcal{F}_{\text{TR}}$ :  
 (1) If there exists a reader  $R \in C_1$  for which the attributes in a subset  $\{(R, \alpha)\}$  where  $(R, \alpha) \in \mathcal{V}$  compose an authorized set  $\tilde{\mathcal{U}}$  of  $\mathbb{A}$ , query  $\mathcal{F}_{\text{TR}}$  with  $(\text{READMESSAGES}, \tilde{\mathcal{U}})$ , obtaining back a set of messages  $\text{msg}$ . Then, for each message  $m \in \text{msg}$ , compute  $c \leftarrow \text{Enc}(pp, m, \mathbb{A}, \{pk_\psi\}_{\psi \in \mathcal{T}})$ . (2) Else, compute  $c \leftarrow \text{ABE.Enc}(pp, 0, \mathbb{A}, \{pk_\psi\}_{\psi \in \mathcal{T}})$ . (3) Set  $\text{dict}[\mathbb{A}] \leftarrow \text{dict}[\mathbb{A}] \cup \{c\}$ .

**Decryption:** Acting as  $\mathcal{F}_{\text{SC}}$ , upon receiving  $(\text{RETRIEVECTX}, \tilde{\mathcal{U}})$  from  $A$  on behalf of  $R$  such that  $(R, \alpha) \in \mathcal{V}$  for each  $\alpha \in \tilde{\mathcal{U}}$ , set  $\text{ctxs} = \emptyset$  and for each policy  $\mathbb{A} \in \text{dict}$  such that  $\tilde{\mathcal{U}}$  is an authorized set for  $\mathbb{A}$ , set  $\text{ctxs} \leftarrow \text{ctxs} \cup \text{dict}[\mathbb{A}]$ . Finally, output  $(\text{RETRIEVECTX}, \text{ctxs})$  to  $Z$ .

**Dictionary Retrieval:** When receiving  $(\text{RETRIEVEDICT})$  from  $Z$ , output  $(\text{RETRIEVEDICT}, \text{dict})$  to  $Z$ .

Fig. 9. Simulator  $S$  of  $\text{IDEAL}_{\mathcal{F}_{\text{TR}}, S, Z}(\lambda)$ 

$\text{IDEAL}_{\mathcal{F}_{\text{TR}}, S, Z}(\lambda)$  with non-negligible probability, then we can construct an adversary  $A_{\text{ABE}}$  breaking the CPA-security of ABE (Def. 5). Let us assume that  $D$  encrypts only one message with a policy for which the adversary is unauthorized.  $A_{\text{ABE}}$  behaves as follows:

**Setup:** Initialize a dictionary  $\text{dict}$ , compute  $pp \leftarrow \text{Setup}(1^\lambda)$  and forward  $pp$  to  $Z$ . Then, collect all the corrupted authorities' public keys  $\{pk_\psi\}_{\psi \in C_1}$  from  $Z$  and forward them to the challenger.

**Key generation:** Collect all the key generation requests  $\{(R_i, \mathcal{U}_i)\}_{i \in [\kappa]}$  from  $Z$  such that  $T(\mathcal{U}_i) \cap C_1 = \emptyset$ , and forward them to the challenger, receiving back  $\{dk_{R_i, \alpha}\}_{i \in [\kappa], \alpha \in \mathcal{U}_i}$ . Forward  $\{dk_{R_i, \alpha}\}_{i \in [\kappa], \alpha \in \mathcal{U}_i}$  to  $Z$ .

**Encryption:** When receiving  $(\text{MESSAGESTORED}, \mathbb{A})$  from  $\mathcal{F}_{\text{TR}}$ , (1) If there exists at least a reader  $R \in C_1$  for which the attributes in a subset  $\{(R, \alpha)\}$  where  $(R, \alpha) \in \mathcal{V}$  compose an authorized set  $\tilde{\mathcal{U}}$  of  $\mathbb{A}$ , query  $\mathcal{F}_{\text{TR}}$  with  $(\text{READMESSAGES}, \tilde{\mathcal{U}})$ , obtaining back a set of messages  $\text{msg}$ . Then, for each message  $m \in \text{msg}$ , compute  $c \leftarrow \text{Enc}(pp, m, \mathbb{A}, \{pk_\psi\}_{\psi \in \mathcal{T}})$ . (2) Else, flip a random bit  $b \leftarrow \{0, 1\}$ . If  $b = 0$ , set  $c \leftarrow \text{ABE.Enc}(pp, m, \mathbb{A}, \{pk_\psi\}_{\psi \in \mathcal{T}})$ , where  $m$  is the real message. Else, set  $c \leftarrow \text{ABE.Enc}(pp, 0, \mathbb{A}, \{pk_\psi\}_{\psi \in \mathcal{T}})$ . (3) Set  $\text{dict}[\mathbb{A}] \leftarrow \text{dict}[\mathbb{A}] \cup \{c\}$ .

**Decryption:** When receiving  $(\text{RETRIEVECTX}, \tilde{\mathcal{U}})$  from  $A$  on behalf of  $R$  such that  $(R, \alpha) \in \mathcal{V}$  for each  $\alpha \in \tilde{\mathcal{U}}$ , set  $\text{ctxs} = \emptyset$  and for each policy  $\mathbb{A} \in \text{dict}$  such that  $\tilde{\mathcal{U}}$  is an authorized set for  $\mathbb{A}$ , set  $\text{ctxs} \leftarrow \text{ctxs} \cup \text{dict}[\mathbb{A}]$ . Finally, output  $(\text{RETRIEVECTX}, \text{ctxs})$  to  $A$ .

**Dictionary retrieval:** When receiving  $(\text{RETRIEVEDICT})$  from  $Z$ , output  $(\text{RETRIEVEDICT}, \text{dict})$  to  $Z$ .

If  $b = 0$ ,  $A_{\text{ABE}}$  perfectly simulates  $\text{HYBRID}_{\pi_{\text{TR}}, \mathbb{A}, Z}^{\mathcal{F}_{\text{SC}}, \mathcal{F}_{\text{Setup}}}(\lambda)$ . Whereas if  $b = 1$   $A_{\text{ABE}}$  perfectly simulates  $\text{IDEAL}_{\mathcal{F}_{\text{TR}}, S, Z}(\lambda)$ . Note that when the adversary is authorized by  $\mathbb{A}$  (hence he previously obtained decryption keys related to attributes decrypting the ciphertexts given by  $D$  for  $\mathbb{A}$ ), the simulator can retrieve all the messages that  $D$  sent to  $\mathcal{F}_{\text{TR}}$  by simply querying  $\mathcal{F}_{\text{TR}}$  with  $(\text{READMESSAGES}, \mathbb{A})$  on behalf of the authorized corrupted reader (step 3 of the encryption phase). Hence, the distribution of such ciphertexts in the real execution and the ideal execution will be identical. On the contrary, when the adversary is unauthorized by  $\mathbb{A}$  (step 2 of the encryption phase), the ideal and the real execution are computationally indistinguishable due to the underlying CPA-security of ABE. This holds since the condition that  $\mathcal{U}_i \cup \bigcup_{\psi \in C} T^{-1}(\psi)$  is an unauthorized set of  $\mathbb{A}$  is always satisfied because we require that  $D$  specifies policies where each attribute is linked with the majority of authorities, and hence the adversary, corrupting a minority of the authorities will never be able to authorize himself by generating corrupted decryption keys. Now, the adversary  $Z$  obtains a ciphertext (fetched with the  $(\text{RETRIEVEDICT})$  query) that is either an encryption of the real message given by

$D$  in the real world or an encryption of 0. If  $Z$  can distinguish between the real and the ideal world, he can guess which of the two messages was encrypted with non-negligible probability, thus breaking the CPA-security of ABE. We can conclude that  $\text{HYBRID}_{\pi_{\text{TR}}, \mathbb{A}, Z}^{\mathcal{F}_{\text{SC}}, \mathcal{F}_{\text{Setup}}}(\lambda) \approx_c \text{IDEAL}_{\mathcal{F}_{\text{TR}}, S, Z}(\lambda)$ .

The proof can be trivially extended to the case in which  $D$  encrypts multiple messages for different access policies where the adversary is not authorized. To do so, we can rely on a hybrid argument where, in each subsequent hybrid, we change the encryption of the  $i$ -th message related to a policy for which the adversary is not authorized, with the encryption of 0. Indistinguishability between subsequent hybrids can be proven by repeating the above reduction.  $\square$

**REMARK 1.** *Our protocol is proven in a UC model variant requiring static security (i.e., the corrupted parties are fixed at the beginning of the protocol). In our functionality  $\mathcal{F}_{\text{TR}}$ , the attribute certifier may assign attributes to the readers only once at the beginning. Even though this variant of  $\mathcal{F}_{\text{TR}}$  is sufficient for the MARTSIA setting, we may possibly augment  $\mathcal{F}_{\text{TR}}$  by allowing  $\mathbb{A}$  to update the set  $\mathcal{V}$  at any time and then proving security of a variant of our protocol in the adaptive UC model (i.e., where the adversary may adaptively corrupt parties during the protocol execution) by relying on the recent fully-adaptive multi-authority attribute-based encryption schemes of Datta et al. [25]. In this protocol variant, when  $\mathbb{A}$  adds new values of the type  $(R, \alpha)$  in  $\mathcal{V}$ , the authorities are allowed to release the new keys to the respective readers independently of when  $D$  sends ciphertexts to  $\mathcal{F}_{\text{SC}}$ .*

#### 5.4 Protocol implementation

Our concrete implementation of  $\pi_{\text{TR}}$  is realized by using the multi-authority ABE implementation of Rouselakis and Waters [77] for linear access policies. We recall that the global parameters  $pp$  of Rouselakis and Waters [77] are of the form  $(p, \mathbb{G}, g, H, F, \mathcal{U}', \mathcal{U})$ , where  $\mathcal{U} = \mathcal{U}' \cup \mathcal{U}$  are the attributes chosen by  $\mathbb{A}$ ,  $H$  and  $F$  are publicly known functions,  $\mathbb{G}$  is a publicly known group of prime order  $p$ , and  $g$  is a random generator for  $\mathbb{G}$ . Notice that the only value that can negatively affect the protocol's security  $g$  should be randomly chosen. Therefore, instead of using a general purpose MPC protocol for the Setup algorithm, we implemented  $\mathcal{F}_{\text{Setup}}$  via a simple on-chain commit-and-open multi-party coin tossing protocol outputting a random value  $g$  [1, 10]. We implemented  $\mathcal{F}_{\text{SC}}$  with both Ethereum and Algorand smart contracts. We stress that  $\mathcal{F}_{\text{SC}}$  can also be implemented with Bitcoin by relying on digital signatures to authenticate the transactions made by the authorities, the data owner, the attribute certifier, and the readers by requiring all the players to post a certified verification key to the ledger at the beginning of the protocol execution.

For the sake of simplicity, in our formal protocol description of  $\pi_{\text{TR}}$  we made the authorities handle the decryption keys of ABE to the authorized readers via an off-chain communication through a secure channel. In our actual implementation, we have also provided the option to use the ledger as a communication channel. Since the ledger is publicly available, we rely on public-key encryption to guarantee the secrecy of the decryption keys. In this case, each Reader will publish a certified public key of a public-key encryption scheme at the beginning of the protocol execution. Thereby, each decryption key will be posted by each Authority in an encrypted fashion to the ledger, so that the corresponding Reader can later decrypt it with its own secret keys. Our proof can be easily extended as follows. We may add a sequence of hybrids where we switch the encryptions of the decryption keys of ABE made with the public-key encryption scheme to encryption of 0. Then, we argue indistinguishability between each subsequent hybrid with a reduction to the CPA-security of the underlying public-key encryption scheme.<sup>10</sup>

<sup>3</sup>The  $pp$  value of the corrupted authorities may differ. Parties will take the parameters having the same value from the majority of the authorities.

<sup>4</sup>We require that  $\mathbb{A}$  authorizes attributes of the form  $\{\alpha_\psi = (\alpha', \psi)\}_{\psi \in \mathcal{L}}$ , where  $\mathcal{L}$  is a subset of  $\mathcal{T}$  of cardinality  $\left\lfloor \frac{|\mathcal{T}|}{2} \right\rfloor + 1$ .

<sup>10</sup>A similar technique is used by Botta et al. [10] to prove security of on-chain enabled general purpose multi-party computation protocols.

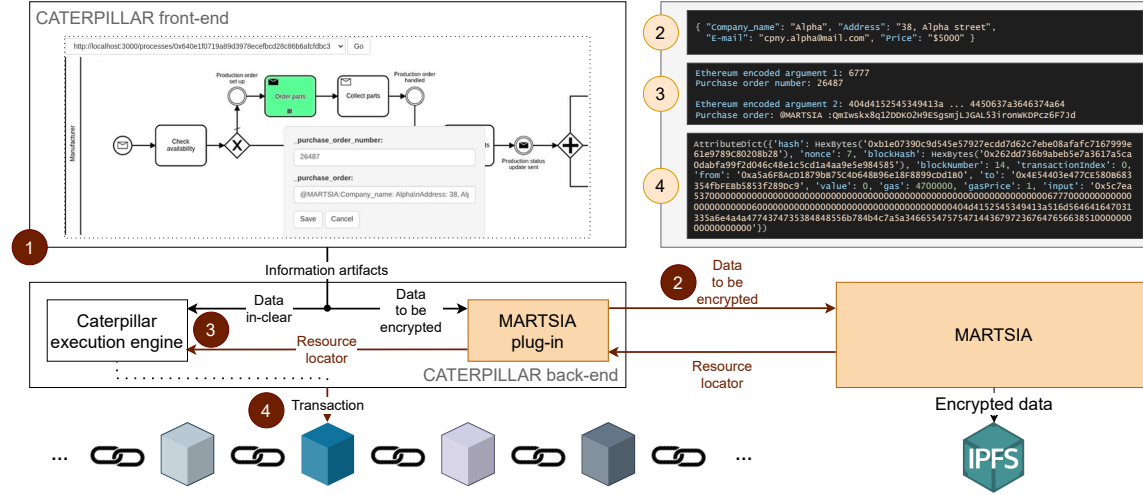


Fig. 10. A run of our integration of MARTSIA with Caterpillar [55]

Next, we describe our prototype serving as a proof of concept for MARTSIA, which we use to validate our approach in a blockchain-based process execution environment and against real-world applications.

## 6 EVALUATION

We have hitherto discussed the functionalities and security guarantees of MARTSIA by design, both by the explanation of the components and their interactions that underpin those properties, and through a formal analysis. In this section, we illustrate our proof-of-concepts implementation of MARTSIA over multiple platforms (Section 6.1, in compliance with **R9**). Thereafter, we demonstrate the practical integrability of MARTSIA with an existing state-of-the-art blockchain-based workflow engine (Section 6.2, demonstrating compliance with requirements from **R1** to **R6**), assess the prototype's performance (Section 6.4, with insights into **R7** and **R8**), and its adoption in real-world key application domains (Section 6.5).

### 6.1 Software implementation

To this end, we implemented the Smart Contracts described in Section 4.1 in Solidity v. 0.8.20 for the EVM and in PyTEAL v. 0.20.0<sup>11</sup> for the AVM (see Section 3). We deployed our software objects on the Sepolia (Ethereum), Mumbai (Polygon), and Fuji (Avalanche) EVM testnets,<sup>12</sup> and on the Algorand AVM testnet.<sup>13</sup> Notice that, though being both public permissionless blockchains supporting the programmability of smart contracts, Algorand and Ethereum apply different paradigms in their protocols. Among the various distinctive characteristics, we recall, e.g., that Algorand natively supports multi-sig accounts, whereas Ethereum does not. However, both can underpin MARTSIA in light of its cross-platform nature, as per **R9**. To implement the Data Store, we have created an IPFS local node.<sup>2</sup> Furthermore, we have realized the off-chain components backing the system (e.g., the client-server communication channels) in Python. The code of our prototypes, alongside the detailed results of our experiments, can be found at [github.com/apwbs/MARTSIA](https://github.com/apwbs/MARTSIA).

<sup>11</sup>See [docs.soliditylang.org](https://docs.soliditylang.org) and [pyteal.readthedocs.io](https://pyteal.readthedocs.io).

<sup>12</sup>Sepolia: [sepolia.etherscan.io](https://sepolia.etherscan.io); Mumbai: [oklink.com/mumbai](https://oklink.com/mumbai); Fuji: [testnet.snowtrace.io](https://testnet.snowtrace.io). Accessed: October 30, 2024.

<sup>13</sup>Algorand testnet: [testnet.explorer.perawallet.app/](https://testnet.explorer.perawallet.app/). Accessed: October 30, 2024.



## 6.2 Integration with a process execution engine

First, to demonstrate the adoption of MARTSIA as a secure data-flow management layer for process execution (thus meeting requirement **R6**), we created an integration module connecting our tool with a state-of-the-art blockchain-based process execution engine tool, i.e., Caterpillar [55]. For our experiments, we used Caterpillar v.1.0.<sup>14</sup> The code to replicate and extend our test is publicly available in our repository.<sup>15</sup> As shown in Fig. 10, we insert a plug-in in the architecture of Caterpillar to use MARTSIA as an intermediate data layer manager, replacing the built-in data store for information securing. We illustrate our experiment with a simplified fragment of the running example (see Section 2) focusing on the purchase order sent from the manufacturer to the international supplier. The exchanged data artifact consists of a purchase order number, to be publicly stored on chain, and the confidential purchase order entries listed in the top row of Table 1. The user passes both the entries as input through the Caterpillar panel (see mark ❶ in Fig. 10), specifying the data they want to be secured by MARTSIA with a special prefix (“@MARTSIA:”). Our integration module captures the input and encrypts the indicated entry as explained in Section 4 so that only the supplier can interpret those pieces of information as per **R1** (❷). After the encryption, MARTSIA invokes the Caterpillar Smart Contract passing as the second argument an IPFS link in place of the original data (❸). The resource locator for the stored information is thus saved on the ledger by the process execution engine for future audits (❹), yet not publicly readable (**R2**). Thereupon, the recipient of the confidential information (or the auditor, later on) can retrieve and decode the information with their secret key (**R4**) provided by the authority network (**R5**).

Aside from empirically showing the suitability of MARTSIA as a secure data-flow manager in an ensemble with a process execution engine, we remark that the cost overhead in terms of transaction fees required by MARTSIA is negligible with respect to the main process execution management. For example, the method running the activity Order parts of the BPMN in Fig. 1 on Caterpillar incurs 114 494 gas units for execution with our inputs. The on-chain component of MARTSIA, detached from Caterpillar, requires 89 772 gas units to store the IPFS link. As we use the second input field of Caterpillar’s smart contract to save that resource locator, the separate gas consumption for MARTSIA is unnecessary and can be directly included in the overall process execution costs. Notice that the same activity execution saving the purchase order as plaintext (thus renouncing to the fine-grained confidentiality guarantees of MARTSIA) would have entailed a larger cost as the textual content is a longer string than an IPFS link: 116 798 gas units. Auditability on process execution and secure message exchange are thus guaranteed with low overhead, as per **R3**.

## 6.3 Cost analysis

To gauge the gas expenditure and execution time of our system’s on-chain components, we called the methods of the deployed Smart Contract daily on Sepolia, Fuji and Mumbai<sup>12</sup> for 14 days, from 16 to 29 May 2023. The data we used to run the tests stems from our running example (see Section 2). Table 5 illustrates the results. We perform the measurement in six phases: (i) the deployment of the Smart Contract; (ii) the initialization of the Authorities (steps 2.1 to 2.5); (iii) the Reader certification (step 3.3); (iv) the key request of a Reader to an Authority (step 3.4), and (v) the return of the key in response (step 3.7); (vi) the storage of a message by a Data Owner to save a message (step 4.4). For all the above phases, the table shows the average gas consumed for execution in gas units (abbreviated as “GU” in the table, ranging from 21 848 for step 3.4 to 1 692 955 for the Smart Contract deployment) and the cost converted in Gwei (i.e.,  $10^{-9}$  Ether).

Notice that we have two columns associated to the deployment phase (i), labeled with “SC deployment (full)” and “SC deployment (w/o **R7** & **R8**)”, respectively. The latter indicates a leaner implementation wherein the deployment and

<sup>14</sup>[github.com/orlenyslp/Caterpillar](https://github.com/orlenyslp/Caterpillar). Accessed: October 30, 2024.

<sup>15</sup>[github.com/apwbs/MARTSIA-Ethereum/tree/main/caterpillar-interaction](https://github.com/apwbs/MARTSIA-Ethereum/tree/main/caterpillar-interaction)



Table 5. Execution cost and timing of the steps that require an interaction with EVM blockchain platforms: Ethereum (ETH, via the Sepolia testnet), Avalanche (AVAX, via the Fuji testnet), and Polygon (MATIC, via the Mumbai testnet).

Platform	Execution cost [Gwei = ETH $\times 10^{-9}$ ]							Avg. latency [ms]
	SC depl. (full) (3 870 505 GU)	SC depl. (w/o <b>R7</b> & <b>R8</b> ) (1 692 955 GU)	Steps <b>2.1</b> to <b>2.5</b> (476 547 GU)	Step <b>3.3</b> (67 533 GU)	Step <b>3.4</b> (21 848 GU)	Step <b>3.7</b> (22 072 GU)	Step <b>4.4</b> (89 772 GU)	
<b>Sepolia</b>	5 805 142.727	2 539 432.514	714 820.504	101 299.501	32 748.000	33 084.000	134 658.001	9288.574
<b>Fuji</b>	778 380.191	340 498.771	95 873.485	13 586.538	4392.910	4437.980	18 060.662	4278.099
<b>Mumbai</b>	2933.311	1283.163	354.691	50.311	16.050	16.210	66.012	4944.807
Off-chain execution time [ms]								
	0.000	0.000	2582.471	38.280	134.573	714.011	158.447	

access-grant updates are complete upon a single invocation, as opposed to the former demanding that the majority of Attribute Certifiers confirm the operations. On an EVM, the former requires 3 870 505 units of Gas overall, i.e., 128.6 % more than the latter. As multi-sig wallets are implemented natively in Algorand (see [Section 3](#)), the deployment costs are equal on an AVM. Therefore, meeting **R7** and **R8** comes at no additional costs. Since we use local variables to manage the roles (e.g., authorities, users), the minimum balance needed to deploy these new Smart Contract does not change (0.2785 Algos). However, agents who want to interact with the system must opt-in to the full Smart Contract. This increases their minimum balance up to a maximum of 0.1785 Algos. We recall that these minimum balance increments do not constitute additional payments per se: these funds are locked and can be unlocked upon the opt-out (see [Section 3](#)).

To have an estimation of the expenditures on the mainnets, we operated as follows. We collected the daily minimum gas price (i.e., the minimum price of the gas of a transaction included in the blocks) on the Ethereum, Polygon, and Avalanche mainnets for six months, from the 1<sup>st</sup> of January to the 1<sup>st</sup> of June 2023. This period's minimum gas price in Gwei oscillated between 9.26 and 90.01 for Ethereum, between 0.000 78 and 0.14 for Polygon, and between 0.19 and 0.28 for Avalanche. Considering the most and least expensive mainnets (i.e., Ethereum and Polygon, respectively), the most complex operation (i.e., the deployment of the full Smart Contracts) would have required at least between 35 837 772.15 (minimum) and 348 390 971.01 (maximum) Gwei on Ethereum, and between 3011.25 and 554 666.59 Gwei on Polygon. Conversely, the least complex operation (i.e., the key return at Step 3. 7) would have demanded at least between 204 369.02 and 1 986 739.58 Gwei on the former, and between 17.17 and 3163.05 Gwei on the latter. We remark that the cost analysis in Algorand is straightforward as each transaction costs 0.001 Algos regardless of the types (e.g., a Smart Contract deployment or a method invocation).

#### 6.4 Performance analysis

Along with the costs, we measured the time needed to run our system in a stepwise fashion. Each step involves sending a transaction to the blockchain. Therefore, we separate the execution time between the off-chain data elaboration and the latency induced by the blockchain infrastructure. The results are reported in the bottom line of [Table 5](#). The average time required to store a transaction in a block ranges from approximately 4.3 sec (Fuji) to 9.3 sec (Sepolia) for EVM-based platforms, and 4.4 sec for Algorand. The off-chain passages require a lower time, from about 0.038 sec for the Reader certification (Step **1.3**) to the circa 2.6 sec needed for the cooperative work carried out by the Authorities during the initialization phase (steps **0.1** to **0.5**). More in-depth comparative analyses and a stress test of the architecture pave the path for future endeavors, as we discuss in [Section 8](#) after a summary of the state of the art.

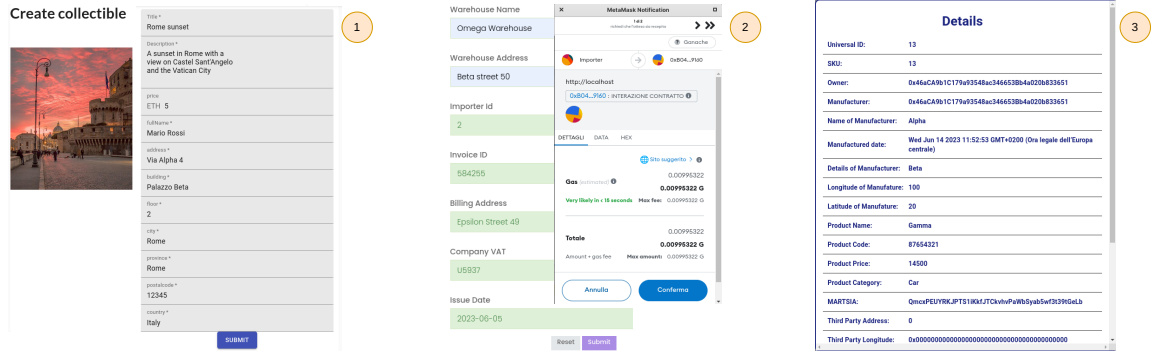


Fig. 11. Interaction between MARTSIA and three DApps: ① NFT Marketplace; ② Coffee supply chain; ③ Retail.

## 6.5 Integration with real-world applications

To showcase the use of MARTSIA in key domains for blockchain technologies, we have integrated our prototype with three publicly available, renowned DApps, each representing a key use case: ① NFT trading [65, 81], ② supply-chain management [29], and ③ retail [83]. In the following, we enter the detail of the three case studies we selected, highlighting the gap left by a lack of a specific component managing the access control over exchanged data. Figure 11 shows screenshots of the platforms enhanced with plug-ins to interface the existing DApps with MARTSIA.

① The first DApp is an NFT marketplace that allows for the creation, sale and purchase of pieces of arts.<sup>16</sup> It enables artists to upload digital versions of their artwork, together with the title, description, and the NFT price in ETH. Additional information that pertains to the NFTs and the paired asset but should not be disclosed to the general public are the artist's name, and the full address of the warehouse where the original artwork is kept, which should be visible only to specific actors like the artist and the art gallery curators.

② The second use case focuses on a coffee supply chain, from the cultivation of raw coffee beans to the transformation into processed coffee. This implementation ensures the establishment of an immutable and verifiable data source.<sup>17</sup> Several parties are engaged in the supply chain process. An admin creates batches. A farm inspector provides general coffee information. A harvester processes the coffee and updates the records on temperature and humidity. Exporter and importers handle the information about coffee logistics. Finally, processors roast beans for packaging and sale. During these steps, all recorded details are fundamental to verify that all the stages that compose the supply chain are performed correctly giving immutable and verified data. However, parts of the data must remain secret to the majority of the actors involved. For example, the importer's invoice and its identifier, the billing address, the company VAT and the date should remain visible only to the importer, the exporter and a third entity (e.g., a government organization) that verifies law compliance.

③ The last showcase is a DApp wherein customers can purchase products by a retail merchant. The blockchain ensures a transparent and secure transfer of the traded goods.<sup>18</sup> In this DApp, the workflow is as follows. First, a manufacturer adds a product to the platform and a third party buys it. Once the manufacturer has shipped the product to a third party, a customer can purchase it. Once the transaction is completed, the third party ships the product to the delivery hub. At this stage, the product is verified and shipped to the customer who has bought it. Every step is publicly available

<sup>16</sup> [github.com/BravoNatalie/NFT-Marketplace](https://github.com/BravoNatalie/NFT-Marketplace). Accessed: October 30, 2024.

<sup>17</sup> [github.com/rwaltzsoftware-org/coffee-supplychain-ethereum](https://github.com/rwaltzsoftware-org/coffee-supplychain-ethereum). Accessed: October 30, 2024.

<sup>18</sup> [github.com/rishav4101/eth-supplychain-dapp/tree/main](https://github.com/rishav4101/eth-supplychain-dapp/tree/main). Accessed: October 30, 2024.

on a blockchain. However, other relevant details should be kept though not available to the general public. When the manufacturer adds a new product to the platform, e.g., the data about the CSDD should only be readable by the manufacturer, the third party, and the delivery hub.

For all of the three cases above, we provided a few key confidential pieces of information (e.g., the name of the artwork’s author in the first case, the importer’s invoice in the second case, and the CSDD in the third case) that should be appended to the exchanged data artifacts. Still, the original DApps cannot support access control over the exchanged data. Therefore, they renounce to the recording of those that should be confidential at once, rather than exposing them in-clear. This, however, reduces consistency and auditability as confidential information is detached from the blockchain-based notarization and scattered among different, possibly falsifiable means. To solve this issue, we have extended the input interfaces to accept additional reserved information – see, e.g., Fig. 11 (①) from the fourth text field “fullName” down to “country”. Thereupon, we adopt a similar scheme to the Caterpillar case above illustrated in Fig. 10: We endow the DApps with a tailored plug-in that intercepts the user-entered information – see the transaction confirmation step in Fig. 11 (②). What requires access control is transferred to MARTSIA, which finally returns to the DApp the Resource locator (IPFS link) of the ciphered data – see the field labeled with “MARTSIA:” in Fig. 11 (③). Public data continues the natural flow in the DApp, thus guaranteeing retro-compatibility with the original applications.

## 7 RELATED WORK

In recent years, numerous approaches have been proposed to automate collaborative processes using blockchain technology [26] beyond the aforementioned Caterpillar [55]. Previous studies in the area have shown the effectiveness of blockchain-based solutions to add a layer of trust among actors in multi-party collaborations [88] even in adversarial settings [58], improve verifiability of workflows with model-driven approaches [55, 84], allow for monitoring [27], mining [42], security [48], and auditing [20, 21]. Interestingly, a more recent release of Caterpillar [54] enables the dynamic allocation of actors based on a language for policy bindings. MARTSIA has the capability to adjust roles dynamically as well, as access keys are created based on actors’ attributes verified at runtime. These studies enhance the integration of blockchain technology with process management, unlocking security and traceability benefits. However, they primarily focus on the control-flow perspective and lack mechanisms for secure access control to the stored data on public platforms. Our work focuses right on this key aspect of collaborative business and, as demonstrated in Section 6, can complement existing blockchain-based process execution engines.

Another area of research related to our investigation is the preservation of data privacy and integrity in a blockchain system. Several papers in the literature explore the use of encryption for this purpose. Next, we provide an overview of techniques. Hawk [46] is a decentralized system that utilizes user-defined private Smart Contracts to automatically implement cryptographic methods. Henry et al. [36] employ smart contracts that handle payment tokens. Banks operate as trustworthy intermediaries to preserve privacy. MARTSIA pursues confidentiality of exchanged information too, although it does not resort to central authorities (the banks) to this end. Also, our approach resorts to smart contracts too for notarization purposes but does not require the encoding of custom or domain-specific ones.

Li and Wang [49] introduce RZKPB, a privacy protection system for shared economy based on blockchain technology. Similarly to MARTSIA, this approach does not involve third parties and resorts to external data stores. Differently from their approach, we link data on chain with the data stores so as to permanently store the resource locators. Mohanty and Tripathy [64] propose Flexichain, an off-chain flexible payment channel network protocol. Flexichain allows users to deposit coins per user rather than per channel. In this solution the users deposit a certain amount of coins to the blockchain and then all the computations are executed off-chain. In our solution, we adopt a similar approach since

we perform off-chain encryption and then publish on-chain only the result of the computation. Benhamouda et al. [6] introduce a solution that enables a public blockchain to serve as a storage place for confidential data. As in our approach, they utilize shared secrets among components. However, their approach discloses the secret when determined conditions are fulfilled, whereas MARTSIA does not reveal secret data on the blockchain at any stage. Similarly, in the work of Li and Palanisamy [50], a decentralized privacy-preserving transaction scheduling mechanism, enabling users to schedule transactions while safeguarding sensitive inputs until the execution time window specified by the users. The sensitive inputs are securely maintained by a randomly selected subset of trustees within the network, ensuring that the inputs are disclosed only at the designated execution time. In our solution, we employ attribute-based encryption to store only encrypted data on-chain without revealing it at any stage. Bernabé-Rodríguez et al. [7] present a private data marketplace where researchers and data owners can meet to find agreement on the use of private data for statistics or model trainings. In this solution Secure Multi-Party Computation (SMPC) is used to execute operations on private data, while Ethereum blockchain is used to create a campaign, to collect subscriptions and pay the services. In our approach, we employ multi-party computation in the system boot phase (Section 4.1.2), while the smart contract deployed on the blockchain stores all the metadata and resource locators.

Chen et al. [16] introduce a medical information system based on blockchain technology to safely store and share medical data. This work is based on Hyperledger Fabric [2], a permissioned blockchain platform. Zhang and Lin [95] propose a blockchain-based secure and privacy-preserving personal health information sharing scheme, which resorts to private and consortium blockchains. Peng et al. [70] propose the utilization of a consortium blockchain for the development of a decentralized storage system for file sharing between organizations. The data owner firstly encrypts the data and stores it on the consortium blockchain, and then authorizes the reader to access the data. Gai et al. [33] describe a blockchain-based access control scheme to facilitate data sharing among different organizations. They resort to a Role-Based Access Control (RBAC) model proposing a three-layered solution: A consortium blockchain at the network layer, dedicated smart contracts with a multi-signature processing node at the control layer, and the shared resources on the user layer. The authors evaluate their approach using the HyperLedger Fabric consortium blockchain. Xie et al. [92] present TEBDS, an IoT data sharing architecture employing Trusted Execution Environment (TEE) [61, 78] and blockchain. TEBDS integrates both on-chain and off-chain approaches to fulfill the security needs of the IoT data sharing framework. The on-chain data security is achieved with a consortium blockchain while a TEE secures the off-chain IoT data. The three-tier architecture Blockchain (TBchain) [51] is a solution that improves scalability and storage extensibility of blockchains to use them with IoT devices. The three tiers are the Super Blockchain (SB), the Middle Blockchain (MB) and the Underlying Blockchain (UB). TBchain is implemented as a second-layer private shard connected to Ethereum: The IoT devices save transaction data on TBchain, which collects this data into blocks and transfers their hash to Ethereum for validation and storage space optimization. Loukil et al. [56] introduce a privacy-preserving IoT device management framework based on blockchain technology. Within this framework, IoT devices are managed through multiple smart contracts deployed on a private Ethereum blockchain. These smart contracts authenticate the rules set by data owners, outlining permission configurations and recording any misconduct by individual IoT devices. Consequently, these smart contracts identify devices with vulnerabilities or those that have been compromised. As a result, data owner privacy is guaranteed by the monitoring activity and control conducted on the devices. Tran et al. [85] and Pournaghi et al. [74] propose approaches for decentralized storage and sharing based on private blockchains. We operate in the context of public blockchains to leverage the higher degree of security given by the general validation of transactions. Differently from all the approaches in this paragraph, MARTSIA is designed for ensuring data confidentiality with public permissionless blockchains.

Wu et al. [91] present an attribute-based access control scheme which grants the privacy of attributes and policies. Unlike MARTSIA, their solution requires a trusted entity that distributes keys and certificates to the other actors involved. Belguith et al. [5] introduce PROUD, a scheme for preserving privacy while outsourcing attribute-based signcryption. A trusted central authority is responsible for system initialization and users' private key creation, and a semi-trusted edge server is responsible for partial decryption of a ciphertext. Zyskind et al. [99] describe a decentralized system for managing personal data, empowering users with ownership and control over their data. In their work, the authors specifically concentrate on mobile platforms, where services are provided as user applications. Huang et al. [39] present a blockchain-based privacy-preserving scheme that allows patients, research institutions, and semi-trusted cloud servers to share medical data. Eltayieb et al. [30] combine blockchain technology with attribute-based signcryption to provide a secure data sharing in the cloud environment. Their system ensures efficient access control over the data in the cloud server. To guarantee confidentiality, they resort to a Trust Authority that generates and distributes keys for data owners and readers. Wazid and Gope [87] propose BACKM-EHA, a blockchain-enabled access control and key management protocol for IoT-based healthcare applications. In their system, a trusted authority is necessary to register the communicating parties. Furthermore, personal servers and cloud servers are considered as the semi-trusted parties of the network. Kumar et al. [47] introduce BEAAS+, an Attribute-Based Access Control (ABAC) as a service model built on an Ethereum-based protocol. BEAAS+ comprises three primary components: the Service Application (SA), the blockchain, and the Client Application (CA). The SA acts as the trusted entity in the system, incorporating a Verification Interface (VI) for resolving disputes through verification queries, an Application Server (AS) for handling service requests, and a Policy Store (PS), a back-end database that maintains the system state. As opposed to the above approaches [5, 30, 39, 47, 87, 91, 99], MARTSIA does not require the involvement of single trusted entities as its architecture is fully decentralized.

In the healthcare domain, Wang and Song [86] create a secure electronic health records system that combines Attribute-Based Encryption, Identity-Based Encryption, and Identity-Based Signature with blockchain technology. Their architecture is different from ours as the hospital has control over the patient's data and sets the policies, whereas solely the data owners manage data in MARTSIA. [96] introduce FHIRChain, namely a blockchain-based architecture designed to share clinical data in compliance with the ONC requirements for IT in healthcare. To protect the content they use a secure cryptographic mechanism called *sign then encrypt*. MARTSIA, in contrast, uses MA-ABE to encrypt the data. Rahulamathavan et al. [75] propose a new blockchain architecture for IoT applications that preserves privacy through the use of ABE. We also utilize a similar kind of encryption in our approach, but MARTSIA integrates with existing technologies, whilst their model aims to change the blockchain protocol. Pham et al. [71] propose an idea for a decentralized storage system named B-Box, based on IPFS, MA-ABE and blockchains. Though we resort to those building blocks too, we include mechanisms for secure initialization of the authority network, allow for fine-grained access control on message parts, and impede by design any actor from accessing keys.

### Role-based access control blockchain-based approaches leveraging Attribute-Based Encryption

Hong et al. [38] propose a secure and efficient data-sharing solution based on decentralized ABE (MA-ABE), blockchain, and IPFS. Unlike our solution, their architecture needs two trusted parties, namely the key generation centre (KGC) and the Attribute Authority (AA), to generate the public parameters. In our work, all the authorities participate in a simple commit-then-open coin-tossing protocol to create such parameters when the MA-ABE is instantiated considering the work of Rouselakis and Waters [77]. Moreover, we prove the security of our solution in the Universal Composability (UC) framework [12]. Bramm et al. [11] present BDABE, an access control mechanism that applies a distributed ABE

scheme to the real world using a consensus-driven infrastructure. In their solution, a semi-trusted Attribute Authority (AU) is responsible for creating users and assigning attributes to them. A central, fully trusted Root Authority (RA) is responsible for making the secret keys of AUs and handing them to an AU. In contrast, we do not employ semi or fully-trusted authorities since any protocol phase, including attribute key generation, is decentralized. Hoang et al. [37] introduce BABEHealth, a system that improves the security and privacy of exchanging electronic healthcare records using blockchain technology, IPFS, and attribute-based encryption. Unlike our architecture, they employ a private blockchain and do not use decentralized ABE. As in the work of Bramm et al. [11] the setup and trusted authorities are not decentralized, and no formal security proof is reported. Feng et al. [32] propose a scheme combining attribute-based encryption ABE and identity-based encryption (IBE) to achieve efficient data sharing and verification of data correctness. They also employ blockchain technology to ensure tamper-proof and regulated data storage. In contrast with our architecture, they do not employ decentralized ABE. Also, the setup phase and the attribute key generation are centralized because a given Private Key Generator is in charge. Wu et al. [90] present an efficient and privacy-preserving attribute-based encryption scheme that uses blockchains to guarantee both integrity and non-repudiation of data. In their solution, the version of ABE in use is not decentralized, and the public parameters are generated and published by an Attribute Authority (AA). On the contrary, our solution uses decentralized attribute-based encryption, and the public parameters are generated via MPC rather than by a single, fully-trusted entity. Idan and Feigenbaum [40] extends ABE with a novel technique called Attribute-Based Encryption with Oblivious Attribute Translation (OTABE). OTABE is the crucial part of their architecture that facilitate inter-organizational data sharing. This extension enhances ABE by supporting dynamic and oblivious translation of proprietary attributes across organizations while maintaining hidden access policies, direct revocation capabilities, and fine-grained, data-centric key and query functionalities. Yan et al. [94] introduce a scheme that allows for fine-grained access control with low computation consumption by implementing proxy encryption and decryption while supporting policy hiding and attribute revocation. Similarly to our solution, the encrypted data is stored on IPFS, and the metadata is stored on the blockchain. However, their work does not employ decentralized ABE, as a centralized authority generates the setup and the necessary keys. Also, two centralized entities are involved, namely the Proxy encryption server (ES) and the Proxy decryption server (DS), that are responsible for proxy encryption and decryption calculation, respectively.

## 8 CONCLUSION AND FUTURE REMARKS

In this work, we described MARTSIA, a technique leveraging Multi-Authority Attribute-Based Encryption (MA-ABE) to regulate data access in multi-party business operations supported by blockchain technology. Our approach also employs IPFS to preserve information artifacts, access regulations, and metadata. We utilize smart contracts to keep the user attributes, establish the access grants of the process participants, and save the locators of IPFS files. MARTSIA allows a highly detailed specification of access permissions, ensuring data reliability, persistence, and irrefutability in a completely decentralized setting. Thus, it enables auditability with minimal added costs. We discuss and prove the security guarantees our solution carries from a formal standpoint. MARTSIA is platform-independent, as our proof-of-concept implementations for EVM and AVM-based platforms demonstrate. Also, it is interoperable, as the plug-ins we created for interfacing our solution to existing tools and applications show, introducing limited overhead in terms of cost and execution time.

Our approach exhibits limitations we aim to overcome in future work. If a Data Owner wants to revoke access to data for a particular Reader, e.g., they can change the policy and encrypt the messages again. However, the old data on IPFS would still be accessible. Therefore, we are considering the usage of InterPlanetary Name System (IPNS), as



it allows for the replacement of existing files. With it, a message can be replaced with a new encryption thereof that impedes Readers whose grant was revoked to access it. More generally, the life-cycle of data artifacts, policies and smart contracts constitutes a management aspect worth investigating. In light of the considerable impact that a correct expression of policies has on the overall approach, we envision automated verification and simulation of policies for future work to properly assist the users tasked with their specification. Future endeavors also include the integration of Zero Knowledge Proofs [35] with ABE to yield better confidentiality and privacy guarantees, and of decentralized identifiers [68] and oracles [3] to verify data ownership. We plan to run field tests for the empirical evaluation of the robustness of our approach, possibly integrating MARTSIA with more blockchain-based data and workflow management tools such as ChorChain [20] and FlexChain [22]. An interesting research direction is the construction of solutions not based on ABE. In this context, the idea is to build MPC-based protocols inspired by Choudhuri et al. [19] and Gentry et al. [34] that are tailored, efficient and publicly verifiable with the aim of achieving private data retrieval. Finally, we are currently working on a solution that uses Trusted Execution Environments (TEEs) [41, 79] for the exposition of aggregated and manipulated data to aid automatic decision-making processes in a workflow management tool.

## ACKNOWLEDGMENTS

The work of E. Marangone, C. Di Ciccio, D. Friolo, E. N. Nemmi, and D. Venturi was partly funded by the SmartDeFi project, Spoke 09, SERICS (PE00000014), under the NRRP MUR program funded by the EU. The work of E. Marangone and C. Di Ciccio also received funding from the project PINPOINT (B87G22000450001), under the PRIN MUR program, the Cyber 4.0 projects BRIE and Health-E-Data, and the Sapienza research project ASGARD (RG123188B3F7414A).

## REFERENCES

- [1] Marcin Andrychowicz, Stefan Dziembowski, Daniel Malinowski, and Lukasz Mazurek. 2014. Secure Multiparty Computations on Bitcoin. In *SP*. IEEE Computer Society, 443–458.
- [2] Salman A Baset, Luc Desrosiers, Nitin Gaur, Petr Novotny, Anthony O'Dowd, and Venkatraman Ramakrishna. 2018. *Hands-on blockchain with Hyperledger: Building decentralized applications with Hyperledger Fabric and Composer*. Packt Publishing Ltd.
- [3] Davide Basile, Valerio Goretti, Claudio Di Ciccio, and Sabrina Kirrane. 2021. Enhancing Blockchain-Based Processes with Decentralized Oracles. In *BPM Blockchain and RPA Forum*. Springer, 102–118.
- [4] Carsten Baum, Bernardo David, and Rafael Dowsley. 2020. Insured MPC: Efficient Secure Computation with Financial Penalties. In *Financial Cryptography*, Vol. 12059. Springer, 404–420.
- [5] Sana Belguith, Nesrine Kaaniche, Mohammad Hammoudeh, and Tooska Dargahi. 2020. Proud: Verifiable privacy-preserving outsourced attribute based signcryption supporting access policy update for cloud assisted iot applications. *Future Gener. Comput. Syst.* 111 (2020), 899–918.
- [6] Fabrice Benhamouda, Craig Gentry, Sergey Gorbunov, Shai Halevi, Hugo Krawczyk, Chengyu Lin, Tal Rabin, and Leonid Reyzin. 2020. Can a Public Blockchain Keep a Secret?. In *TCC (1)*. 260–290.
- [7] Julen Bernabé-Rodríguez, Albert Garreta, and Oscar Lage. 2024. A Decentralized Private Data Marketplace using Blockchain and Secure Multi-Party Computation. *ACM Trans. Priv. Secur.* 27, 2, Article 19 (2024), 29 pages.
- [8] John Bethencourt, Amit Sahai, and Brent Waters. 2007. Ciphertext-Policy Attribute-Based Encryption. In *SP*. 321–334.
- [9] Manuel Blum. 1981. Coin Flipping by Telephone. In *CRYPTO*. ECE, 11–15.
- [10] Vincenzo Botta, Daniele Friolo, Daniele Venturi, and Ivan Visconti. 2021. Shielded Computations in Smart Contracts Overcoming Forks. In *Financial Cryptography (1)*, Vol. 12674. Springer, 73–92.
- [11] Georg Bramm, Mark Gall, and Julian Schütte. 2018. BDABE - Blockchain-based Distributed Attribute based Encryption. In *Proceedings of the 15th International Joint Conference on e-Business and Telecommunications - SECRYPT*. INSTICC, SciTePress, 99–110.
- [12] Ran Canetti. 2001. Universally Composable Security: A New Paradigm for Cryptographic Protocols. In *FOCS*. IEEE Computer Society, 136–145.
- [13] Andrea Cerulli, Aisling Connolly, Gregory Neven, Franz-Stefan Preiss, and Victor Shoup. 2023. vetKeys: How a Blockchain Can Keep Many Secrets. *IACR Cryptol. ePrint Arch.* (2023), 616.
- [14] Melissa Chase. 2007. Multi-authority Attribute Based Encryption. In *TCC*. Springer, 515–534.
- [15] Jing Chen and Silvio Micali. 2019. Algorand: A secure and efficient distributed ledger. *Theor. Comput. Sci.* 777 (2019), 155–183.
- [16] Zeng Chen, Weidong Xu, Bingtao Wang, and Hua Yu. 2021. A blockchain-based preserving and sharing system for medical data privacy. *Future Gener. Comput. Syst.* 124 (2021), 338–350.



- [17] Andrew Chi and Chih Yao. 1982. Protocols for Secure Computations (Ext. Abstract). In *FOCS*. IEEE Computer Society, 160–164.
- [18] Andrew Chi and Chih Yao. 1986. How to Generate and Exchange Secrets (Ext. Abstract). In *FOCS*. IEEE Computer Society, 162–167.
- [19] Arka Rai Choudhuri, Aarushi Goel, Matthew Green, Abhishek Jain, and Gabriel Kaptchuk. 2021. Fluid MPC: Secure Multiparty Computation with Dynamic Participants. In *Advances in Cryptology – CRYPTO 2021*. Springer, 94–123.
- [20] Flavio Corradini, Alessandro Marcelletti, Andrea Morichetta, et al. 2022. Engineering Trustable and Auditable Choreography-Based Systems Using Blockchain. *ACM Trans. Manage. Inf. Syst.* 13, 3, Article 31 (2022), 53 pages.
- [21] Flavio Corradini, Alessandro Marcelletti, Andrea Morichetta, Andrea Polini, Barbara Re, Emanuele Scala, and Francesco Tiezzi. 2021. Model-driven engineering for multi-party business processes on multiple blockchains. *Blockchain: Res Appl.* 2, 3 (2021), 100018.
- [22] Flavio Corradini, Alessandro Marcelletti, Andrea Morichetta, Andrea Polini, Barbara Re, and Francesco Tiezzi. 2023. A Flexible Approach to Multi-party Business Process Execution on Blockchain. *Future Gener. Comput. Syst.* 147 (2023), 219–234.
- [23] Ronald Cramer and Victor Shoup. 2003. Design and Analysis of Practical Public-Key Encryption Schemes Secure against Adaptive Chosen Ciphertext Attack. *SIAM J. Comput.* 33, 1 (2003), 167–226.
- [24] Chris Dannen. 2017. *Introducing Ethereum and Solidity: Foundations of Cryptocurrency and Blockchain Programming for Beginners*. Apress.
- [25] Pratish Datta, Ilan Komargodski, and Brent Waters. 2023. Fully Adaptive Decentralized Multi-Authority ABE. In *Advances in Cryptology*, Vol. 14006. Springer, 447–478.
- [26] Claudio Di Ciccio, Alessio Cecconi, Marlon Dumas, Luciano García-Bañuelos, et al. 2019. Blockchain Support for Collaborative Business Processes. *Inform. Spektrum* 42 (2019), 182–190. Issue 3.
- [27] Claudio Di Ciccio, Giovanni Meroni, and Pierluigi Plebani. 2022. On the adoption of blockchain for business process monitoring. *SoSyM* 21, 3 (2022), 915–937.
- [28] Marlon Dumas, Marcello La Rosa, Jan Mendling, and Hajo A. Reijers. 2018. *Fundamentals of Business Process Management, Second Edition*. Springer.
- [29] Pankaj Dutta, Tsan-Ming Choi, Surabhi Somani, and Richa Butala. 2020. Blockchain technology in supply chain operations: Applications, challenges and research opportunities. *Transportation research part E: Logistics and transportation review* 142 (2020), 102067.
- [30] Nabeil Eltayieb, Rashad Elhabob, Alzubair Hassan, and Fagen Li. 2020. A blockchain-based attribute-based signcryption scheme to secure data sharing in the cloud. *J. Syst. Archit.* 102 (2020), 101653.
- [31] Qi Feng, Debiao He, Sherali Zeadally, Muhammad Khurram Khan, and Neeraj Kumar. 2019. A survey on privacy protection in blockchain system. *Journal of Network and Computer Applications* 126 (2019), 45–58.
- [32] Tao Feng, Dewei Wang, and Renbin Gong. 2023. A Blockchain-Based Efficient and Verifiable Attribute-Based Proxy Re-Encryption Cloud Sharing Scheme. *Information* 14, 5 (2023).
- [33] Keke Gai, Yufeng She, Liehuang Zhu, Kim-Kwang Raymond Choo, and Zhiguo Wan. 2023. A Blockchain-Based Access Control Scheme for Zero Trust Cross-Organizational Data Sharing. *ACM Trans. Internet Technol.* 23, Article 38 (2023), 25 pages.
- [34] Craig Gentry, Shai Halevi, Hugo Krawczyk, Bernardo Magri, Jesper Buus Nielsen, Tal Rabin, and Sophia Yakoubov. 2021. YOSO: You Only Speak Once, Tal Malkin and Chris Peikert (Eds.). Springer, 64–93.
- [35] Shafi Goldwasser, Silvio Micali, and Chales Rackoff. 1919. The knowledge complexity of interactive proof-systems. In *Providing Sound Foundations for Cryptography*. 203–225.
- [36] Tiphaine Henry, Julien Hatin, Léo Kazmierczak, Nassim Laga, Walid Gaaloul, and Emmanuel Bertin. 2022. Random-value payment tokens for on-chain privacy-preserving payments. In *CoopIS*. Springer, 223–241.
- [37] Hien Do Hoang, Phan The Duy, Nguyen Thanh Tien, Do Thi Thu Hien, and Van-Hau Pham. 2022. A Blockchain-based approach and Attribute-based Encryption for Healthcare Record Data Exchange. In *RIVF 2022*. 65–70.
- [38] Linjian Hong, Kai Zhang, Junqing Gong, and Haifeng Qian. 2022. A Practical and Efficient Blockchain-Assisted Attribute-Based Encryption Scheme for Access Control and Data Sharing. *Security and Communication Networks* 2022, 1 (2022), 4978802.
- [39] Haiping Huang, Peng Zhu, Fu Xiao, Xiang Sun, and Qinglong Huang. 2020. A blockchain-based scheme for privacy-preserving and secure sharing of medical data. *Computers & Security* 99 (2020), 102010.
- [40] Lihi Idan and Joan Feigenbaum. 2022. PRShare: A Framework for Privacy-preserving, Interorganizational Data Sharing. *ACM Trans. Priv. Secur.* 25, 4, Article 29 (July 2022), 38 pages.
- [41] Patrick Jauernig, Ahmad-Reza Sadeghi, and Emmanuel Stapf. 2020. Trusted Execution Environments: Properties, Applications, and Challenges. *IEEE Security & Privacy* 18, 2 (2020), 56–60.
- [42] Christopher Klinkmüller, Alexander Ponomarev, An Binh Tran, Ingo Weber, and Wil M. P. van der Aalst. 2019. Mining Blockchain Processes: Extracting Process Mining Data from Blockchain Applications. In *BPM Blockchain and CEE forum*. Springer, 71–86.
- [43] Julius Köpke and Adnan Brdanin. 2022. On Storing Data Objects of Business Processes on Blockchain Channels. In *PoEM Workshops*. CEUR-WS.org.
- [44] Julius Köpke, Marco Franceschetti, and Johann Eder. 2019. Balancing Privacy and Enforceability of BPM-Based Smart Contracts on Blockchains. In *BPM Blockchain and CEE forum*. Springer, 87–102.
- [45] Julius Köpke and Michael Necemer. 2022. Measuring the Effects of Confidants on Privacy in Smart Contracts. In *BPM (Blockchain and RPA Forum)*. Springer, 84–99.
- [46] Ahmed Kosba, Andrew Miller, Elaine Shi, Zikai Wen, and Charalampos Papamanthou. 2016. Hawk: The Blockchain Model of Cryptography and Privacy-Preserving Smart Contracts. In *SP*. IEEE, 839–858.

- [47] Ritik Kumar, Balaji Palanisamy, and Shamik Sural. 2022. Efficient Blockchain Enabled Attribute-based Access Control as a Service. In *2022 IEEE 4th International Conference on Trust, Privacy and Security in Intelligent Systems, and Applications (TPS-ISA)*. 87–96.
- [48] Julius Köpke, Giovanni Meroni, and Mattia Salnitri. 2023. Designing secure business processes for blockchains with SecBPMN2BC. *Future Gener. Comput. Syst.* 141 (2023), 382–398.
- [49] Bin Li and Yijie Wang. 2018. RZKPB: A Privacy-Preserving Blockchain-Based Fair Transaction Method for Sharing Economy. In *TrustCom/BigDataSE*. IEEE, 1164–1169.
- [50] Chao Li and Balaji Palanisamy. 2018. Decentralized Privacy-Preserving Timed Execution in Blockchain-Based Smart Contract Platforms. In *2018 IEEE 25th International Conference on High Performance Computing (HiPC)*. 265–274.
- [51] Ying Li, Yaxin Yu, and Xingwei Wang. 2023. Three-Tier Storage Framework Based on TBchain and IPFS for Protecting IoT Security and Privacy. *ACM Trans. Internet Technol.* 23, 3 (2023), 28 pages.
- [52] Chao Lin, Debiao He, Sherali Zeadally, Xinyi Huang, and Zhe Liu. 2021. Blockchain-Based Data Sharing System for Sensing-as-a-Service in Smart Cities. *ACM Trans. Internet Technol.* 21, 2 (2021), 21 pages.
- [53] Zechao Liu, Zoe Lin Jiang, Xuan Wang, et al. 2018. Multi-Authority Ciphertext Policy Attribute-Based Encryption Scheme on Ideal Lattices. *ISPA/IUCC/BDCloud/SocialCom/SustainCom* (2018), 1003–1008.
- [54] Orlenys López-Pintado, Marlon Dumas, Luciano García-Bañuelos, and Ingo Weber. 2022. Controlled flexibility in blockchain-based collaborative business processes. *Inf. Syst.* 104 (2022), 101622.
- [55] Orlenys López-Pintado, Luciano García-Bañuelos, Marlon Dumas, Ingo Weber, and Alexander Ponomarev. 2019. Caterpillar: A business process execution engine on the Ethereum blockchain. *Softw., Pract. Exper.* 49, 7 (2019), 1162–1193.
- [56] Faiza Loukil, Chirine Ghedira-Guegan, Khoulood Boukadi, Aïcha-Nabila Benharkat, and Elhadj Benkhelifa. 2021. Data Privacy Based on IoT Device Behavior Control Using Blockchain. *ACM Trans. Internet Technol.* 21, 1, Article 23 (2021), 20 pages.
- [57] Qinghua Lu, Xiwei Xu, Yue Liu, Ingo Weber, Liming Zhu, and Weishan Zhang. 2019. uBaaS: A unified blockchain as a service platform. *Future Gener. Comput. Syst.* 101 (2019), 564–575.
- [58] Mads Frederik Madsen, Mikkel Gaub, Tróndur Høgnason, et al. 2018. Collaboration among Adversaries: Distributed Workflow Execution on a Blockchain. , 8–15 pages.
- [59] Edoardo Marangone, Claudio Di Ciccio, Daniele Friolo, Eugenio Nerio Nemmi, Daniele Venturi, and Ingo Weber. 2023. MARTSIA: Enabling Data Confidentiality for Blockchain-based Process Execution. In *EDOC*. 58–76.
- [60] Edoardo Marangone, Claudio Di Ciccio, and Ingo Weber. 2022. Fine-Grained Data Access Control for Collaborative Process Execution on Blockchain. In *BPM Blockchain and RPA Forum*. Springer, 51–67.
- [61] Brian McGillion, Tanel Dettendorf, Thomas Nyman, and N. Asokan. 2015. Open-TEE – An Open Virtual Trusted Execution Environment. In *2015 IEEE Trustcom/BigDataSE/ISPA*, Vol. 1. 400–407.
- [62] Jan Mendling, Ingo Weber, et al. 2018. Blockchains for Business Process Management - Challenges and Opportunities. *ACM Trans. Manage. Inf. Syst.* 9, 1, Article 4 (2018), 16 pages.
- [63] Victor S Miller. 1986. *Use of elliptic curves in cryptography*. Springer.
- [64] Susil Kumar Mohanty and Somanath Tripathy. 2024. Flexichain: Flexible Payment Channel Network to Defend Against Channel Exhaustion Attack. *ACM Trans. Priv. Secur.* 27, 4, Article 30 (Sept. 2024), 26 pages.
- [65] Massimo La Morgia, Alessandro Mei, Alberto Maria Mongardini, and Eugenio Nerio Nemmi. 2023. A Game of NFTs: Characterizing NFT Wash Trading in the Ethereum Blockchain. In *ICDCS 2023*. IEEE, 13–24.
- [66] Satoshi Nakamoto. 2008. Bitcoin: A Peer-to-Peer Electronic Cash System.
- [67] National Institute of Standards and Technology. 2001. *Announcing the Advanced Encryption Standard (AES)*. Technical Report. Federal Information Processing Standards Publication 197.
- [68] Alex Norta, Raimundas Matulevicius, and Benjamin Leiding. 2019. Safeguarding a formalized Blockchain-enabled identity-authentication protocol by applying security risk-oriented patterns. *Comput. Secur.* 86 (2019), 253–269.
- [69] Rodrigo Otoni, Matteo Marescotti, Leonardo Alt, Patrick Eugster, Antti Hyvärinen, and Natasha Sharygina. 2023. A Solicitous Approach to Smart Contract Verification. *ACM Trans. Priv. Secur.* 26, 2, Article 15 (March 2023), 28 pages.
- [70] Shaoliang Peng, Wenxuan Bao, Hao Liu, Xia Xiao, Jiandong Shang, Lin Han, Shan Wang, Xiaolan Xie, and Yang Xu. 2023. A peer-to-peer file storage and sharing system based on consortium blockchain. *Future Gener. Comput. Syst.* 141 (2023), 197–204.
- [71] Van-Duy Pham, Canh-Tuan Tran, Thang Nguyen, Tien-Thao Nguyen, et al. 2020. B-Box - A Decentralized Storage System Using IPFS, Attributed-based Encryption, and Blockchain. In *RIVF*. 1–6.
- [72] Andrei-Dragos Popescu. 2021. Non-fungible tokens (NFT) – Innovation beyond the craze. In *IBEM*, Vol. 32. 26–30.
- [73] Shaya Pourmirza, Sander Peters, Remco M. Dijkman, and Paul Grefen. 2019. BPMS-RA: A Novel Reference Architecture for Business Process Management Systems. *ACM Trans. Internet Technol.* 19, 1, Article 13 (2019), 23 pages.
- [74] Seyed Pournaghi, Majid Bayat, and Yaghoub Farjami. 2020. MedSBA: a novel and secure scheme to share medical data based on blockchain technology and attribute-based encryption. *JAIHC* 11 (11 2020).
- [75] Yogachandran Rahulamathavan, Raphael C.-W Phan, Muttukrishnan Rajarajan, Sudip Misra, and Ahmet Kondo. 2017. Privacy-preserving blockchain based IoT ecosystem using attribute-based encryption. In *ANTS*. 1–6.

- [76] Ronald L. Rivest, Adi Shamir, and Leonard M. Adleman. 1983. A Method for Obtaining Digital Signatures and Public-Key Cryptosystems (Reprint). *Commun. ACM* 26, 1 (1983), 96–99.
- [77] Yannis Rouselakis and Brent Waters. 2015. Efficient statically-secure large-universe multi-authority attribute-based encryption. In *Financial Cryptography and Data Security*. 315–332.
- [78] J. M. Rushby. 1981. Design and Verification of Secure Systems. *SIGOPS Oper. Syst. Rev.* 15 (1981), 12–21.
- [79] Mohamed Sabt, Mohammed Achemlal, and Abdelmadjid Bouabdallah. 2015. Trusted Execution Environment: What It is, and What It is Not. In *2015 IEEE Trustcom/BigDataSE/ISPA*, Vol. 1. 57–64.
- [80] Amit Sahai and Brent Waters. 2005. Fuzzy Identity-Based Encryption. In *EUROCRYPT* (Aarhus, Denmark). Springer-Verlag, 457–473.
- [81] Luisa Schaar and Stylianos Kampakis. 2022. Non-fungible tokens as an alternative investment: Evidence from cryptopunks. *JBBA* (2022).
- [82] Fabian Stiehle and Ingo Weber. 2022. Blockchain for Business Process Enactment: A Taxonomy and Systematic Literature Review. In *BPM Blockchain and RPA Forum*. Springer, 5–20.
- [83] Edvard Tijan, Saša Aksentijević, et al. 2019. Blockchain technology implementation in logistics. *Sustainability* 11, 4 (2019), 1185.
- [84] An Binh Tran, Qinghua Lu, and Ingo Weber. 2018. Lorikeet: A Model-Driven Engineering Tool for Blockchain-Based Business Process Execution and Asset Management. In *BPM Demos*. Springer, 56–60.
- [85] Canh-Tuan Tran, Van-Duy Pham, Thang Nguyen, Huu-Hai-Quan Dinh, et al. 2021. A Novel Approach for Developing Decentralized Storage and Sharing Systems. In *BSCI*. ACM, 85–90.
- [86] Hao Wang and Yujiao Song. 2018. Secure Cloud-Based EHR System Using Attribute-Based Cryptosystem and Blockchain. *J. Med. Syst.* 42, 8 (2018).
- [87] Mohammad Wazid and Prosanta Gope. 2023. BACKM-EHA: A Novel Blockchain-Enabled Security Solution for IoMT-Based E-Healthcare Applications. *ACM Trans. Internet Technol.* 23 (2023), 28 pages.
- [88] Ingo Weber, Xiwei Xu, Régis Riveret, Guido Governatori, Alexander Ponomarev, and Jan Mendling. 2016. Untrusted Business Process Monitoring and Execution Using Blockchain. In *BPM*. Springer, 329–347.
- [89] Gavin Wood. 2014. Ethereum: A secure decentralised generalised transaction ledger. , 18 pages.
- [90] Axin Wu, Yinghui Zhang, Xiaokun Zheng, Rui Guo, Qinglan Zhao, and Dong Zheng. 2019. Efficient and privacy-preserving traceable attribute-based encryption in blockchain. *Annals of Telecommunications* 74, 7 (01 Aug 2019), 401–411.
- [91] Nannan Wu, Lei Xu, and Liehuang Zhu. 2023. A blockchain based access control scheme with hidden policy and attribute. *Future Gener. Comput. Syst.* 141 (April 2023), 186–196.
- [92] Hui Xie, Jun Zheng, Teng He, Shengjun Wei, and Changzhen Hu. 2023. TEBDS: A Trusted Execution Environment-and-Blockchain-supported IoT data sharing system. *Future Gener. Comput. Syst.* 140 (2023), 321–330.
- [93] Xiwei Xu, Ingo Weber, and Mark Staples. 2019. *Architecture for Blockchain Applications*. Springer.
- [94] Liang Yan, Lina Ge, Zhe Wang, Guifen Zhang, Jingya Xu, and Zheng Hu. 2023. Access control scheme based on blockchain and attribute-based searchable encryption in cloud environment. *Journal of Cloud Computing* 12, 1 (18 Apr 2023), 61.
- [95] Aiqing Zhang and Xiaodong Lin. 2018. Towards secure and privacy-preserving data sharing in e-health systems via consortium blockchain. *J. Med. Syst.* 42, 8 (2018), 140.
- [96] Peng Zhang, Jules White, Douglas C Schmidt, Gunther Lenz, and S Trent Rosenbloom. 2018. FHIRChain: Applying blockchain to securely and scalably share clinical data. *Comput. Struct. Biotechnol. J.* 16 (2018), 267–278.
- [97] Rui Zhang, Rui Xue, and Ling Liu. 2019. Security and Privacy on Blockchain. *ACM Comput. Surv.* 52, 3, Article 51 (2019), 34 pages.
- [98] Zibin Zheng, Shaoan Xie, Hong-Ning Dai, Weili Chen, Xiangping Chen, Jian Weng, and Muhammad Imran. 2020. An overview on smart contracts: Challenges, advances and platforms. *Future Gener. Comput. Syst.* 105 (2020), 475–491.
- [99] Guy Zyskind, Oz Nathan, et al. 2015. Decentralizing privacy: Using blockchain to protect personal data. In *2015 IEEE Security and Privacy Workshops*. IEEE, 180–184.