

Real and complexified configuration spaces for spherical 4-bar linkages

Zeyuan He, Kentaro Hayakawa and Makoto Ohsaki

Department of Architecture and Architectural Engineering, Kyoto University

he.zeyuan.8u@kyoto-u.ac.jp, se.hayakawa@archi.kyoto-u.ac.jp, ohsaki@archi.kyoto-u.ac.jp

This note is a complete library of symbolic parametrized expressions for both real and complexified configuration spaces of a spherical 4-bar linkage. Building upon the previous work from [Izmestiev \(2016, Section 2\)](#), this library expands on the expressions by incorporating all four folding angles across all possible linkage length choices, along with the polynomial relation between diagonals (spherical arcs). Furthermore, a complete MATLAB app script [He \(2023\)](#) is included, enabling visualization and parametrization. The derivations are presented in a detailed manner, ensuring accessibility for researchers across diverse disciplines.

The spherical 4-bar linkage is an essential constituent of single-degree-of-freedom mechanisms that have held significant importance in engineering for over two centuries. By substituting each spherical linkage with a sectoral rigid panel and each joint with a rotational hinge, an analogous panel-hinge mechanism is obtained. Within the domain of origami engineering, such a mechanism is referred to as a degree-4 single-vertex rigid origami, which has garnered considerable attention in both theoretical and practical applications. Extensive literature exists on the theories and applications of the spherical 4-bar linkage or the degree-4 single-vertex rigid origami. This note specifically focuses on the theoretical aspects and provides comprehensive analytical calculations and examinations for all forms of algebraic analyses. We further refer to [Chen and Chiang \(1983\)](#) for the fourth-order synthesis on adjacent folding angles and analysis on the locus of the pole between the coupler and the fixed linkage; [Gibson and Selig \(1988a,b\)](#) for a series of results on the properties, singularities and reduction of the configuration space under different choices of linkage lengths; [Khimshiashvili \(2011\)](#) for a series of results on the moduli space, cross-ratio, generalized Heron polynomials that can calculate the area of the

(spherical) quadrilateral, etc. In origami engineering, we refer to [Waitukaitis and van Hecke \(2016\)](#), [Zimmermann and Stanković \(2020\)](#), [Foschi et al. \(2022\)](#) for analytical calculation on a degree-4 vertex using spherical trigonometry under a case-by-case discussion.

In conjunction with these aforementioned contributions, the information provided in this note serves as a valuable handbook for engineers, architects, and mathematicians seeking parametrized symbolic expressions for configuring 4-bar linkage-based mechanisms.

1 Modelling

In this section we will set up the notation for a spherical 4-bar linkage, which is shown in [Figure 1](#). We use $\alpha, \beta, \gamma, \delta \in \mathbb{R}^+$ to describe the **magnitudes of sector angles** and four **folding angles** $\rho_x, \rho_y, \rho_z, \rho_w \in \mathbb{R}/2\pi$ to describe the configuration. $\mathbb{R}/2\pi$ means $a, b \in \mathbb{R}$ are equivalent if $b = a + 2k\pi, k \in \mathbb{Z}$, which implies that we take $-\pi$ and π as the same rotational angle.

The tangents of half of the folding angles are defined as

$$\begin{aligned} x = \tan \frac{\rho_x}{2}, \quad y = \tan \frac{\rho_y}{2}, \quad z = \tan \frac{\rho_z}{2}, \quad w = \tan \frac{\rho_w}{2} \\ x, y, z, w \in \mathbb{R} \cup \{\infty\} \end{aligned} \tag{1}$$

$\mathbb{R} \cup \{\infty\}$ is the **one-point compactification** of the real line, which ‘glues’ $-\infty$ and ∞ to the same point. Moreover, in further algebraic discussions, u and v are the lengths of spherical diagonals.

Remark 1. If considering the ‘stacking sequence’ of these linkages, it is also reasonable to require $x = -\infty$ to be different from $x = +\infty$. This definition will make $x \in [-\infty, +\infty]$, which is called the *two-point compactification* of the real line.

First, we have the following proposition on the range of sector angles.

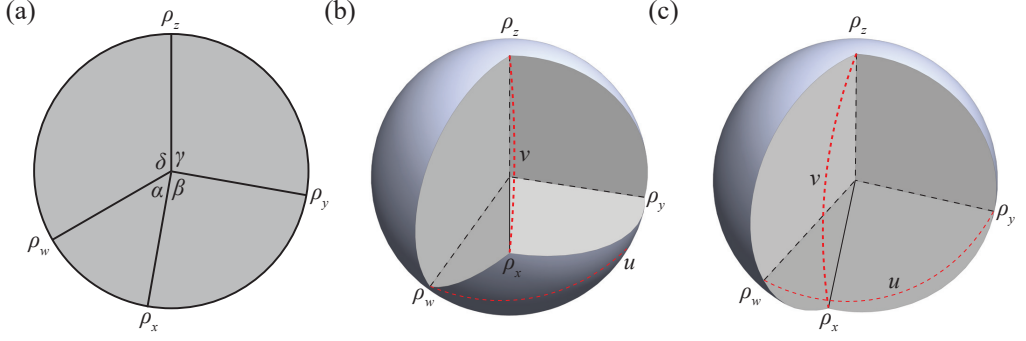


Figure 1: (a) A degree-4 single-vertex rigid origami (not necessarily planar as shown here). We label the sector angles counter-clockwise as $\alpha, \beta, \gamma, \delta$; and the folding angles counter-clockwise as $\rho_x, \rho_y, \rho_z, \rho_w$. The tangent of half of these folding angles are x, y, z, w . u and v are two spherical diagonals of this vertex, each of which segments the spherical quadrilateral to spherical triangles. (b) and (c) show two non-trivial folded states with the outside edges of the single-vertex drawn on a sphere as arcs of great circles, assuming the panel corresponding to γ is fixed when changing the magnitude of z . The mountain and valley creases are shown in solid and dashed lines. Generically, for a z there are two sets of folding angles $\{x, y, w\}$, where the panels corresponding to α and β of the two folded states are symmetric with respect to u .

Proposition 1. $\alpha, \beta, \gamma, \delta$ are the sector angles of a degree-4 single-vertex if and only if

$$\left\{ \begin{array}{l} \alpha, \beta, \gamma, \delta \in (0, \pi) \\ \alpha < \beta + \gamma + \delta < \alpha + 2\pi \\ \beta < \gamma + \delta + \alpha < \beta + 2\pi \\ \gamma < \delta + \alpha + \beta < \gamma + 2\pi \\ \delta < \alpha + \beta + \gamma < \delta + 2\pi \end{array} \right. \quad (2)$$

Proof. Necessity: Suppose we have a degree-4 single vertex,

$$\left\{ \begin{array}{l} \alpha, \beta, \gamma, \delta \\ \pi - \alpha, \pi - \beta, \gamma, \delta \\ \alpha, \pi - \beta, \pi - \gamma, \delta \\ \alpha, \beta, \pi - \gamma, \pi - \delta \\ \pi - \alpha, \beta, \gamma, \pi - \delta \end{array} \right. \quad (3)$$

are all spherical quadrilaterals, hence Equation (2) holds.

Sufficiency: Consider the four spherical triangles (α, β, u) , (γ, δ, u) , (β, γ, v) and

(δ, α, v) when $\alpha, \beta, \gamma, \delta \in (0, \pi)$. u, v should satisfy the following condition:

$$\begin{cases} |\alpha - \beta| < u < \min(\alpha + \beta, 2\pi - \alpha - \beta) \\ |\gamma - \delta| < u < \min(\gamma + \delta, 2\pi - \gamma - \delta) \\ |\beta - \gamma| < v < \min(\beta + \gamma, 2\pi - \beta - \gamma) \\ |\delta - \alpha| < v < \min(\delta + \alpha, 2\pi - \delta - \alpha) \end{cases} \quad (4)$$

The sufficient condition for $\alpha, \beta, \gamma, \delta$ to be the sector angles of a degree-4 single-vertex is the range of u and v being non-empty, which means:

$$\begin{cases} |\alpha - \beta| < \min(\gamma + \delta, 2\pi - \gamma - \delta) \\ |\gamma - \delta| < \min(\alpha + \beta, 2\pi - \alpha - \beta) \\ |\beta - \gamma| < \min(\delta + \alpha, 2\pi - \delta - \alpha) \\ |\delta - \alpha| < \min(\beta + \gamma, 2\pi - \beta - \gamma) \end{cases} \quad (5)$$

This leads to Equation (2). □

Next we will give the polynomial relation between:

- [1] adjacent rotational angles x and y ; x and w .
- [2] opposite rotational angles x and z .
- [3] lengths of diagonals u and v .

then conduct a detailed case-by-case discussion.

2 Relation between adjacent folding angles

One method to derive the relation between adjacent folding angles is to build an Euclidean coordinate system, as shown in Figure 2. With the provided dimensions we could write the

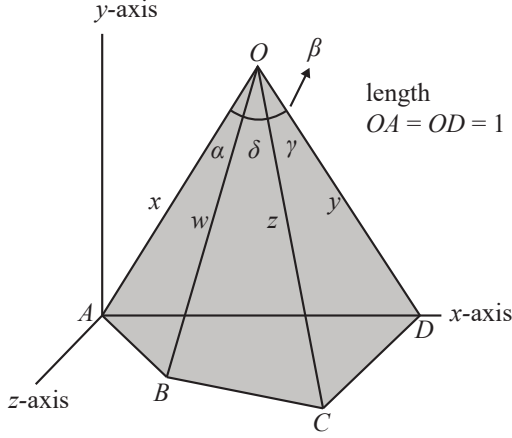


Figure 2: This figure shows a degree-4 single-vertex rigid origami embedded in a 3-dimensional Euclidean coordinate system. Here $\angle AOB = \alpha$, $\angle BOC = \delta$, $\angle COD = \gamma$, $\angle DOA = \beta$. These sector angles α , β , γ , δ satisfy the constraint in Proposition 1. The folding angles on OA , OB , OC , OD are ρ_x , ρ_w , ρ_z , ρ_y . Whether these folding angles are all positive or all negative depends on the orientation specified. Triangle OAD is set on the xy -plane with $OA = OD = 1$. Next we set $\angle OAB = \angle ODC = \pi/2$ to make O , A , B , C , D determined under given α , β , γ , δ . Hence $AB = \tan \alpha$, $CD = \tan \gamma$.

coordinates of B and C as:

$$\begin{aligned}
& B \left(\tan \alpha \cos(\pi + \rho_x) \cos \frac{\beta}{2}, -\tan \alpha \cos(\pi + \rho_x) \sin \frac{\beta}{2}, \tan \alpha \sin(\pi + \rho_x) \right) \\
& \Rightarrow B \left(-\frac{1-x^2}{1+x^2} \tan \alpha \cos \frac{\beta}{2}, \frac{1-x^2}{1+x^2} \tan \alpha \sin \frac{\beta}{2}, -\frac{2x}{1+x^2} \tan \alpha \right) \\
& C \left(2 \sin \frac{\beta}{2} - \tan \gamma \cos(\pi + \rho_y) \cos \frac{\beta}{2}, -\tan \gamma \cos(\pi + \rho_y) \sin \frac{\beta}{2}, \tan \gamma \sin(\pi + \rho_y) \right) \\
& \Rightarrow C \left(2 \sin \frac{\beta}{2} + \frac{1-y^2}{1+y^2} \tan \gamma \cos \frac{\beta}{2}, \frac{1-y^2}{1+y^2} \tan \gamma \sin \frac{\beta}{2}, -\frac{2y}{1+y^2} \tan \gamma \right)
\end{aligned}$$

Within triangle OBC we could get the relation between x and y :

$$\begin{aligned}
& \left(2 \sin \frac{\beta}{2} + \frac{1-y^2}{1+y^2} \tan \gamma \cos \frac{\beta}{2} + \frac{1-x^2}{1+x^2} \tan \alpha \cos \frac{\beta}{2} \right)^2 \\
& + \left(\frac{1-x^2}{1+x^2} \tan \alpha \sin \frac{\beta}{2} - \frac{1-y^2}{1+y^2} \tan \gamma \sin \frac{\beta}{2} \right)^2 \\
& + \left(\frac{2x}{1+x^2} \tan \alpha - \frac{2y}{1+y^2} \tan \gamma \right)^2 \\
& = \frac{1}{\cos^2 \alpha} + \frac{1}{\cos^2 \gamma} - \frac{2 \cos \delta}{\cos \alpha \cos \gamma}
\end{aligned}$$

The next step is to simplify the above equation to a polynomial equation on x and y , the result is:

$$\begin{aligned}
& (\cos(\alpha - \beta + \gamma) - \cos \delta) x^2 y^2 \\
& + (\cos(\alpha - \beta - \gamma) - \cos \delta) x^2 \\
& + (4 \sin \alpha \sin \gamma) xy \\
& + (\cos(\alpha + \beta - \gamma) - \cos \delta) y^2 \\
& + (\cos(\alpha + \beta + \gamma) - \cos \delta) = 0
\end{aligned}$$

We further simplify the above equation to the polynomial form below:

$$f(\alpha, \beta, \gamma, \delta, x, y) = f_{22}x^2y^2 + f_{20}x^2 + 2f_{11}xy + f_{02}y^2 + f_{00} = 0 \quad (6)$$

$$\begin{aligned}
f_{22} &= \sin \frac{\alpha - \beta + \gamma + \delta}{2} \sin \frac{\alpha - \beta + \gamma - \delta}{2} = \sin(\sigma - \beta) \sin(\sigma - \beta - \delta) \\
f_{20} &= \sin \frac{-\alpha + \beta + \gamma + \delta}{2} \sin \frac{-\alpha + \beta + \gamma - \delta}{2} = \sin(\sigma - \alpha) \sin(\sigma - \alpha - \delta) \\
f_{11} &= -\sin \alpha \sin \gamma \\
f_{02} &= \sin \frac{-\alpha - \beta + \gamma + \delta}{2} \sin \frac{-\alpha - \beta + \gamma - \delta}{2} = \sin(\sigma - \gamma) \sin(\sigma - \gamma - \delta) \\
f_{00} &= \sin \frac{\alpha + \beta + \gamma + \delta}{2} \sin \frac{\alpha + \beta + \gamma - \delta}{2} = \sin \sigma \sin(\sigma - \delta) \\
\sigma &= \frac{\alpha + \beta + \gamma + \delta}{2} \in (0, 2\pi)
\end{aligned}$$

σ is the *semi-perimeter* of a spherical 4-bar linkage. Note that $\alpha, \beta, \gamma, \delta$ satisfy Proposition 1, and we allow $x, y \in \mathbb{R} \cup \{\infty\}$ in Equation (6).

Further we will classify Equation (6) based on the **degree of degeneracy** – how many of $f_{22}, f_{20}, f_{02}, f_{00}$ are zero ($f_{11} < 0$). From Proposition 1 we have:

$$\sigma - \alpha \in (0, \pi), \quad \sigma - \beta \in (0, \pi), \quad \sigma - \gamma \in (0, \pi), \quad \sigma - \delta \in (0, \pi)$$

We classify a spherical 4-bar linkage in the following way:

[1] a *square*, if:

$$f_{22} = 0, \quad f_{20} = 0, \quad f_{02} = 0, \quad f_{00} = 0 \Leftrightarrow \alpha = \beta = \gamma = \delta = \pi/2$$

[2] a *rhombus*, if:

$$f_{22} = 0, f_{20} = 0, f_{02} = 0, f_{00} \neq 0 \Leftrightarrow \alpha = \beta = \gamma = \delta \neq \pi/2$$

[3] a *cross*, if:

$$f_{22} \neq 0, f_{20} = 0, f_{02} = 0, f_{00} = 0 \Leftrightarrow \alpha = \pi - \beta = \gamma = \pi - \delta \neq \pi/2$$

[4] of type *Miura I*, if:

$$f_{22} = 0, f_{20} \neq 0, f_{02} = 0, f_{00} = 0 \Leftrightarrow \alpha = \pi - \beta = \pi - \gamma = \delta \neq \pi/2$$

[5] of type *Miura II*, if:

$$f_{22} = 0, f_{20} = 0, f_{02} \neq 0, f_{00} = 0 \Leftrightarrow \alpha = \beta = \pi - \gamma = \pi - \delta \neq \pi/2$$

[6] an *isogram*, if:

$$f_{22} \neq 0, f_{20} = 0, f_{02} = 0, f_{00} \neq 0 \Leftrightarrow \gamma = \alpha, \delta = \beta, \beta \neq \alpha, \alpha + \beta \neq \pi$$

[7] an *anti-isogram*, if:

$$f_{22} = 0, f_{20} \neq 0, f_{02} \neq 0, f_{00} = 0 \Leftrightarrow \gamma = \pi - \alpha, \delta = \pi - \beta, \beta \neq \alpha, \alpha + \beta \neq \pi$$

[8] a *deltoid I*, if:

$$f_{22} = 0, f_{20} \neq 0, f_{02} = 0, f_{00} \neq 0 \Leftrightarrow \delta = \alpha, \gamma = \beta, \beta \neq \alpha, \alpha + \beta \neq \pi$$

[9] an *anti-deltoid I*, if:

$$f_{22} \neq 0, f_{20} = 0, f_{02} \neq 0, f_{00} = 0 \Leftrightarrow \delta = \pi - \alpha, \gamma = \pi - \beta, \beta \neq \alpha, \alpha + \beta \neq \pi$$

[10] a *deltoid II*, if:

$$f_{22} = 0, f_{20} = 0, f_{02} \neq 0, f_{00} \neq 0 \Leftrightarrow \alpha = \beta, \delta = \gamma, \gamma \neq \beta, \beta + \gamma \neq \pi$$

[11] an *anti-deltoid II*, if:

$$f_{22} \neq 0, f_{20} \neq 0, f_{02} = 0, f_{00} = 0 \Leftrightarrow \alpha = \pi - \beta, \delta = \pi - \gamma, \gamma \neq \beta, \beta + \gamma \neq \pi$$

[12] of type *conic I*, if:

$$f_{22} = 0, f_{20} \neq 0, f_{02} \neq 0, f_{00} \neq 0 \Leftrightarrow \begin{cases} \alpha - \beta + \gamma - \delta = 0 \\ \alpha - \beta - \gamma + \delta \neq 0 \\ \alpha + \beta - \gamma - \delta \neq 0 \\ \alpha + \beta + \gamma + \delta \neq 2\pi \end{cases}$$

[13] of type *conic II*, if:

$$f_{22} \neq 0, f_{20} = 0, f_{02} \neq 0, f_{00} \neq 0 \Leftrightarrow \begin{cases} \alpha - \beta + \gamma - \delta \neq 0 \\ \alpha - \beta - \gamma + \delta = 0 \\ \alpha + \beta - \gamma - \delta \neq 0 \\ \alpha + \beta + \gamma + \delta \neq 2\pi \end{cases}$$

[14] of type *conic III*, if:

$$f_{22} \neq 0, f_{20} \neq 0, f_{02} = 0, f_{00} \neq 0 \Leftrightarrow \begin{cases} \alpha - \beta + \gamma - \delta \neq 0 \\ \alpha - \beta - \gamma + \delta \neq 0 \\ \alpha + \beta - \gamma - \delta = 0 \\ \alpha + \beta + \gamma + \delta \neq 2\pi \end{cases}$$

[15] of type *conic IV*, if:

$$f_{22} \neq 0, f_{20} \neq 0, f_{02} \neq 0, f_{00} = 0 \Leftrightarrow \begin{cases} \alpha - \beta + \gamma - \delta \neq 0 \\ \alpha - \beta - \gamma + \delta \neq 0 \\ \alpha + \beta - \gamma - \delta \neq 0 \\ \alpha + \beta + \gamma + \delta = 2\pi \end{cases}$$

[16] of type *elliptic*, if:

$$f_{22} \neq 0, f_{20} \neq 0, f_{02} \neq 0, f_{00} \neq 0 \Leftrightarrow \begin{cases} \alpha - \beta + \gamma - \delta \neq 0 \\ \alpha - \beta - \gamma + \delta \neq 0 \\ \alpha + \beta - \gamma - \delta \neq 0 \\ \alpha + \beta + \gamma + \delta \neq 2\pi \end{cases}$$

Further, if the following relation is satisfied:

$$\cos \alpha \cos \gamma = \cos \beta \cos \delta$$

We call this type *orthodiagonal* since the diagonals are orthogonal on the sphere (sum of the square of opposite arc lengths are equal), and we will analyze its special configuration space later.

Similarly, for the standard form on x and w , we have the following relation:

$$f(\beta, \alpha, \delta, \gamma, x, w) = 0 \tag{7}$$

3 Relation between opposite folding angles

In terms of x and z , we could derive the relation between z^2 and x^2 from spherical trigonometry.

$$\cos u = \cos \delta \cos \gamma - \sin \delta \sin \gamma \frac{1 - z^2}{1 + z^2} = \cos \alpha \cos \beta - \sin \alpha \sin \beta \frac{1 - x^2}{1 + x^2}$$

Next step is to transfer them to polynomials,

$$\begin{aligned}
& (\cos(\alpha - \beta) - \cos(\delta - \gamma)) x^2 z^2 \\
& + (\cos(\alpha - \beta) - \cos(\delta + \gamma)) x^2 \\
& + (\cos(\alpha + \beta) - \cos(\delta - \gamma)) z^2 \\
& + (\cos(\alpha + \beta) - \cos(\delta + \gamma)) = 0
\end{aligned}$$

which leads to the simplified polynomial form on z and x below:

$$g_{22}x^2z^2 + g_{20}x^2 + g_{02}z^2 + g_{00} = 0 \quad (8)$$

where

$$\begin{aligned}
g_{22} &= \sin \frac{-\alpha + \beta + \gamma - \delta}{2} \sin \frac{\alpha - \beta + \gamma - \delta}{2} = \sin(\sigma - \alpha - \delta) \sin(\sigma - \beta - \delta) \\
g_{20} &= \sin \frac{-\alpha + \beta + \gamma + \delta}{2} \sin \frac{\alpha - \beta + \gamma + \delta}{2} = \sin(\sigma - \alpha) \sin(\sigma - \beta) \\
g_{02} &= \sin \frac{-\alpha - \beta + \gamma - \delta}{2} \sin \frac{\alpha + \beta + \gamma - \delta}{2} = -\sin(\sigma - \gamma) \sin(\sigma - \delta) \\
g_{00} &= \sin \frac{\alpha + \beta + \gamma + \delta}{2} \sin \frac{-\alpha - \beta + \gamma + \delta}{2} = \sin \sigma \sin(\sigma - \alpha - \beta) \\
\sigma &= \frac{\alpha + \beta + \gamma + \delta}{2}
\end{aligned}$$

The identities listed in Proposition 3 would help to understand the symmetry of coefficients in Equation (8).

It is clear that $g_{20} > 0$ and $g_{02} < 0$. Note that x and z can be separated if $g_{22}x^2 + g_{02} \neq 0$:

$$z^2 = -\frac{g_{20}x^2 + g_{00}}{g_{22}x^2 + g_{02}} \quad (9)$$

Equation (8) after a case-by-case study is:

[1] square

$$\begin{aligned}
\alpha = \beta = \gamma = \delta = \pi/2 &\Rightarrow g_{22} = 0, \quad g_{20} = -g_{02} = 1, \quad g_{00} = 0 \\
&\Rightarrow z = \pm x
\end{aligned}$$

[2] rhombus

$$\begin{aligned}\alpha = \beta = \gamma = \delta \neq \frac{\pi}{2} &\Rightarrow g_{22} = 0, g_{20} = -g_{02} = \sin^2 \alpha, g_{00} = 0 \\ &\Rightarrow z = \pm x\end{aligned}$$

[3] cross

$$\begin{aligned}\alpha = \pi - \beta = \gamma = \pi - \delta \neq \pi/2 &\Rightarrow g_{22} = 0, g_{20} = -g_{02} = \sin^2 \alpha, g_{00} = 0 \\ &\Rightarrow z = \pm x\end{aligned}$$

[4] Miura I

$$\begin{aligned}\alpha = \pi - \beta = \pi - \gamma = \delta \neq \pi/2 &\Rightarrow g_{22} = 0, g_{20} = -g_{02} = \sin^2 \alpha, g_{00} = 0 \\ &\Rightarrow z = \pm x\end{aligned}$$

[5] Miura II

$$\begin{aligned}\alpha = \beta = \pi - \gamma = \pi - \delta \neq \pi/2 &\Rightarrow g_{22} = 0, g_{20} = -g_{02} = \sin^2 \alpha, g_{00} = 0 \\ &\Rightarrow z = \pm x\end{aligned}$$

[6] isogram

$$\begin{aligned}\gamma = \alpha, \delta = \beta, \beta \neq \alpha, \alpha + \beta \neq \pi \\ \Rightarrow g_{22} = 0, g_{20} = -g_{02} = \sin \alpha \sin \beta, g_{00} = 0 \\ \Rightarrow z = \pm x\end{aligned}$$

[7] anti-isogram

$$\begin{aligned}\gamma = \pi - \alpha, \delta = \pi - \beta, \beta \neq \alpha, \alpha + \beta \neq \pi \\ \Rightarrow g_{22} = 0, g_{20} = -g_{02} = \sin \alpha \sin \beta, g_{00} = 0 \\ \Rightarrow z = \pm x\end{aligned}$$

[8] deltoid I

$$\begin{aligned}\delta = \alpha, \gamma = \beta, \beta \neq \alpha, \alpha + \beta \neq \pi \\ \Rightarrow g_{22} = 0, g_{20} = -g_{02} = \sin \alpha \sin \beta, g_{00} = 0 \\ \Rightarrow z = \pm x\end{aligned}$$

[9] anti-deltoid I

$$\begin{aligned} \delta &= \pi - \alpha, \quad \gamma = \pi - \beta, \quad \beta \neq \alpha, \quad \alpha + \beta \neq \pi \\ \Rightarrow g_{22} &= 0, \quad g_{20} = -g_{02} = \sin \alpha \sin \beta, \quad g_{00} = 0 \\ \Rightarrow z &= \pm x \end{aligned}$$

[10] deltoid II

$$\begin{aligned} \alpha &= \beta, \quad \delta = \gamma, \quad \gamma \neq \beta, \quad \beta + \gamma \neq \pi \\ \Rightarrow g_{22} &= 0, \quad g_{20} = \sin^2 \gamma, \quad g_{02} = -\sin^2 \beta, \quad g_{00} = \sin^2 \gamma - \sin^2 \beta \\ \Rightarrow \sin^2 \beta (z^2 + 1) &= \sin^2 \gamma (x^2 + 1) \end{aligned}$$

[11] anti-deltoid II

$$\begin{aligned} \alpha &= \pi - \beta, \quad \delta = \pi - \gamma, \quad \gamma \neq \beta, \quad \beta + \gamma \neq \pi \\ \Rightarrow g_{22} &= \sin^2 \beta - \sin^2 \gamma, \quad g_{20} = \sin^2 \beta, \quad g_{02} = -\sin^2 \gamma, \quad g_{00} = 0 \\ \Rightarrow \sin^2 \beta (z^{-2} + 1) &= \sin^2 \gamma (x^{-2} + 1) \end{aligned}$$

[12] conic I

$$\begin{cases} \alpha - \beta + \gamma - \delta = 0 \\ \alpha - \beta - \gamma + \delta \neq 0 \\ \alpha + \beta - \gamma - \delta \neq 0 \\ \alpha + \beta + \gamma + \delta \neq 2\pi \end{cases} \Rightarrow \begin{cases} g_{22} = 0, \quad g_{20} = \sin \gamma \sin \delta, \quad g_{02} = -\sin \alpha \sin \beta \\ g_{00} = \sin(\alpha + \gamma) \sin(-\beta + \gamma) = -\sin \alpha \sin \beta + \sin \gamma \sin \delta \end{cases}$$

$$\Rightarrow (z^2 + 1) \sin \alpha \sin \beta = (x^2 + 1) \sin \gamma \sin \delta$$

We refer to Proposition 3 for helpful identities in the derivation.

[13] conic II

$$\begin{cases} \alpha - \beta + \gamma - \delta \neq 0 \\ \alpha - \beta - \gamma + \delta = 0 \\ \alpha + \beta - \gamma - \delta \neq 0 \\ \alpha + \beta + \gamma + \delta \neq 2\pi \end{cases} \Rightarrow \begin{cases} g_{22} = 0, \quad g_{20} = \sin \gamma \sin \delta, \quad g_{02} = -\sin \alpha \sin \beta \\ g_{00} = \sin(\alpha + \delta) \sin(-\beta + \delta) = -\sin \alpha \sin \beta + \sin \gamma \sin \delta \end{cases}$$

$$\Rightarrow (z^2 + 1) \sin \alpha \sin \beta = (x^2 + 1) \sin \gamma \sin \delta$$

[14] conic III

$$\begin{cases} \alpha - \beta + \gamma - \delta \neq 0 \\ \alpha - \beta - \gamma + \delta \neq 0 \\ \alpha + \beta - \gamma - \delta = 0 \\ \alpha + \beta + \gamma + \delta \neq 2\pi \end{cases} \Rightarrow \begin{cases} g_{22} = \sin(\beta - \gamma) \sin(\alpha - \gamma) = \sin \alpha \sin \beta - \sin \gamma \sin \delta \\ g_{20} = \sin \alpha \sin \beta, \quad g_{02} = -\sin \gamma \sin \delta, \quad g_{00} = 0 \end{cases}$$

$$\Rightarrow (z^{-2} + 1) \sin \alpha \sin \beta = (x^{-2} + 1) \sin \gamma \sin \delta$$

[15] conic IV

$$\begin{cases} \alpha - \beta + \gamma - \delta \neq 0 \\ \alpha - \beta - \gamma + \delta \neq 0 \\ \alpha + \beta - \gamma - \delta \neq 0 \\ \alpha + \beta + \gamma + \delta = 2\pi \end{cases} \Rightarrow \begin{cases} g_{22} = \sin(\beta + \gamma) \sin(\alpha + \gamma) = \sin \alpha \sin \beta - \sin \gamma \sin \delta \\ g_{20} = \sin \alpha \sin \beta, \quad g_{02} = -\sin \gamma \sin \delta, \quad g_{00} = 0 \end{cases}$$

$$\Rightarrow (z^{-2} + 1) \sin \alpha \sin \beta = (x^{-2} + 1) \sin \gamma \sin \delta$$

[16] Elliptic. See Section 22 since the expression is not reduced.

4 Relation between the lengths of diagonals

The polynomial relation between the spherical lengths of diagonals u and v is also of interest to us and is actually used quite often.

For simplicity, we need to consider the relation between u and v without involving the folding angles. A great tool is called the spherical version of the *Cayley-Menger determinant* over the four points of a spherical 4-bar linkage. The condition for this linkage lying on a sphere is:

$$\begin{vmatrix} \frac{1}{2} & 1 & 1 & 1 & 1 \\ 1 & 0 & 2(1 - \cos \alpha) & 2(1 - \cos u) & 2(1 - \cos \delta) \\ 1 & 2(1 - \cos \alpha) & 0 & 2(1 - \cos \beta) & 2(1 - \cos v) \\ 1 & 2(1 - \cos u) & 2(1 - \cos \beta) & 0 & 2(1 - \cos \gamma) \\ 1 & 2(1 - \cos \delta) & 2(1 - \cos v) & 2(1 - \cos \gamma) & 0 \end{vmatrix} = 0$$

After full simplification, the result is an order 3 polynomial over $1 - \cos u$ and $1 - \cos v$:

$$\begin{aligned}
h(\alpha, \beta, \gamma, \delta, u, v) &= (1 - \cos u)^2(1 - \cos v)^2 \\
&\quad - 2(1 - \cos u)^2(1 - \cos v) - 2(1 - \cos u)(1 - \cos v)^2 \\
&\quad + h_{11}(1 - \cos u)(1 - \cos v) \\
&\quad + h_{10}(1 - \cos u) + h_{01}(1 - \cos v) + h_{00} = 0
\end{aligned} \tag{10}$$

where

$$\begin{aligned}
h_{11} &= 2(2 - \cos \alpha \cos \gamma - \cos \beta \cos \delta) \\
h_{10} &= 2(\cos \beta - \cos \gamma)(\cos \delta - \cos \alpha) \\
h_{01} &= 2(\cos \alpha - \cos \beta)(\cos \gamma - \cos \delta) \\
h_{00} &= (\cos \alpha \cos \gamma - \cos \beta \cos \delta)^2 - (\cos \alpha - \cos \beta + \cos \gamma - \cos \delta)^2 \\
&= ((1 - \cos \alpha)(1 - \cos \gamma) - (1 - \cos \beta)(1 - \cos \delta)) \\
&\quad ((1 + \cos \alpha)(1 + \cos \gamma) - (1 + \cos \beta)(1 + \cos \delta))
\end{aligned}$$

Here we use two simple examples to show how to make use of Equation (10):

[1] square

$$\begin{aligned}
\alpha = \beta = \gamma = \delta = \pi/2 &\Rightarrow h_{11} = 4, \quad h_{10} = h_{01} = h_{00} = 0 \\
&\Rightarrow (1 - \cos u)(1 - \cos v)(1 + \cos u)(1 + \cos v) = 0 \\
&\Rightarrow u \equiv 0 \text{ or } v \equiv 0 \text{ or } u \equiv \pi \text{ or } v \equiv \pi
\end{aligned}$$

[2] rhombus

$$\begin{aligned}
\alpha = \beta = \gamma = \delta \neq \frac{\pi}{2} &\Rightarrow h_{11} = 4 - 4 \cos^2 \alpha, \quad h_{10} = h_{01} = h_{00} = 0 \\
&\Rightarrow (1 - \cos u)(1 - \cos v) ((1 + \cos u)(1 + \cos v) - 4 \cos^2 \alpha) = 0 \\
&\Rightarrow u \equiv 0 \text{ or } v \equiv 0 \text{ or } (1 + \cos u)(1 + \cos v) = 4 \cos^2 \alpha
\end{aligned}$$

An important conclusion below is derived from Equation (10):

Proposition 2. There is a one-to-one correspondence between the two spherical 4-bar linkages below:

$$(\alpha, \beta, \gamma, \delta, u, v) \Leftrightarrow (\sigma - \alpha, \sigma - \beta, \sigma - \gamma, \sigma - \delta, u, v) \tag{11}$$

That is to say, for every spherical 4-bar linkage with sector angles $\alpha, \beta, \gamma, \delta$ and diagonal lengths u, v , there is another spherical 4-bar linkage with sector angles $\sigma - \alpha, \sigma - \beta, \sigma - \gamma, \sigma - \delta$ and the same diagonal lengths u, v . We say they are *conjugate* spherical 4-bar linkages.

Actually, from direct symbolic calculations with the helpful identities provided in Proposition 3 below, we could see that the coefficients $h_{11}, h_{10}, h_{01}, h_{00}$ preserve when switching a spherical 4-bar linkage to its conjugate.

5 Helpful identities and sign convention

In this section we will provide some helpful identities in the study of the above polynomial relations.

Proposition 3. Some identities over $\alpha, \beta, \gamma, \delta$ and $\sigma - \alpha, \sigma - \beta, \sigma - \gamma, \sigma - \delta$. Note that $\sigma = (\alpha + \beta + \gamma + \delta)/2$ is the semi-perimeter.

[1]

$$\sigma - \alpha - \beta = -(\sigma - \gamma - \delta)$$

[2]

$$\begin{aligned} \sin(\sigma - \alpha) \sin(\sigma - \beta) - \sin \alpha \sin \beta &= \frac{1}{2} (\cos(\alpha + \beta) - \cos(\gamma + \delta)) \\ &= \sin \sigma \sin(\sigma - \alpha - \beta) \\ &= -\sin \sigma \sin(\sigma - \gamma - \delta) \\ &= \sin \gamma \sin \delta - \sin(\sigma - \gamma) \sin(\sigma - \delta) \end{aligned}$$

[3]

$$\begin{aligned} \sin(\sigma - \alpha) \sin(\sigma - \beta) - \sin \gamma \sin \delta &= \frac{1}{2} (\cos(\alpha - \beta) - \cos(\gamma - \delta)) \\ &= \sin(\sigma - \alpha - \gamma) \sin(\sigma - \beta - \gamma) \\ &= -\sin(\sigma - \gamma - \alpha) \sin(\sigma - \delta - \alpha) \\ &= \sin \alpha \sin \beta - \sin(\sigma - \gamma) \sin(\sigma - \delta) \end{aligned}$$

[4]

$$\sin \alpha \sin \beta + \sin \gamma \sin \delta = \sin(\sigma - \alpha) \sin(\sigma - \beta) + \sin(\sigma - \gamma) \sin(\sigma - \delta)$$

$$\begin{aligned}
& \sin \alpha \sin \beta \sin \gamma \sin \delta - \sin(\sigma - \alpha) \sin(\sigma - \beta) \sin(\sigma - \gamma) \sin(\sigma - \delta) \\
&= [\sin(\sigma - \alpha) \sin(\sigma - \beta) + \sin(\sigma - \gamma) \sin(\sigma - \delta) - \sin \gamma \sin \delta] \sin \gamma \sin \delta \\
&\quad - \sin(\sigma - \alpha) \sin(\sigma - \beta) \sin(\sigma - \gamma) \sin(\sigma - \delta) \\
&= (\sin(\sigma - \alpha) \sin(\sigma - \beta) - \sin \gamma \sin \delta) (\sin \gamma \sin \delta - \sin(\sigma - \gamma) \sin(\sigma - \delta)) \\
&= \sin \sigma \sin(\sigma - \alpha - \beta) \sin(\sigma - \alpha - \gamma) \sin(\sigma - \beta - \gamma)
\end{aligned}$$

[5]

$$\begin{aligned}
\cos(\sigma - \alpha) \cos(\sigma - \beta) - \cos \alpha \cos \beta &= \frac{1}{2} (-\cos(\alpha + \beta) + \cos(\gamma + \delta)) \\
&= -\sin \sigma \sin(\sigma - \alpha - \beta) \\
&= \sin \sigma \sin(\sigma - \gamma - \delta) \\
&= \cos \gamma \cos \delta - \cos(\sigma - \gamma) \cos(\sigma - \delta)
\end{aligned}$$

[6]

$$\begin{aligned}
\cos(\sigma - \alpha) \cos(\sigma - \beta) - \cos \gamma \cos \delta &= \frac{1}{2} (\cos(\alpha - \beta) - \cos(\gamma - \delta)) \\
&= \sin(\sigma - \alpha - \gamma) \sin(\sigma - \beta - \gamma) \\
&= -\sin(\sigma - \gamma - \alpha) \sin(\sigma - \delta - \alpha) \\
&= \cos \alpha \cos \beta - \cos(\sigma - \gamma) \cos(\sigma - \delta) \\
\cos \alpha \cos \beta + \cos \gamma \cos \delta &= \cos(\sigma - \alpha) \cos(\sigma - \beta) + \cos(\sigma - \gamma) \cos(\sigma - \delta)
\end{aligned}$$

[7]

$$\begin{aligned}
& (\cos(\sigma - \alpha) - \cos(\sigma - \beta)) (\cos(\sigma - \gamma) - \cos(\sigma - \delta)) \\
&= 4 \sin \frac{\alpha - \beta}{2} \sin \frac{\gamma + \delta}{2} \sin \frac{\alpha - \beta}{2} \sin \frac{\gamma + \delta}{2} \\
&= (\cos \alpha - \cos \beta) (\cos \gamma - \cos \delta)
\end{aligned}$$

[8]

$$\begin{aligned}
\sin \alpha \sin \beta - \sin \gamma \sin \delta &= \cos(\sigma - \alpha) \cos(\sigma - \beta) - \cos(\sigma - \gamma) \cos(\sigma - \delta) \\
\cos \alpha \cos \beta - \cos \gamma \cos \delta &= \sin(\sigma - \alpha) \sin(\sigma - \beta) - \sin(\sigma - \gamma) \sin(\sigma - \delta)
\end{aligned}$$

[9] When $\cos \alpha \cos \gamma = \cos \beta \cos \delta$:

$$\begin{aligned}
& \sin(\sigma - \beta) \sin(\sigma - \beta - \delta) = \frac{1}{2} (\cos \delta - \cos(\alpha + \gamma - \beta)) \\
& = \frac{\cos \beta \cos \delta - \cos \beta \cos(\alpha + \gamma - \beta)}{2 \cos \beta} = \frac{\cos \alpha \cos \gamma - \cos \beta \cos(\alpha + \gamma - \beta)}{2 \cos \beta} \\
& = \frac{\cos(\alpha - \gamma) - \cos(2\beta - \alpha - \gamma)}{4 \cos \beta} = \frac{\sin(\beta - \alpha) \sin(\beta - \gamma)}{2 \cos \beta} \\
& \sin(\sigma - \alpha) \sin(\sigma - \alpha - \delta) = \frac{\sin(\beta - \alpha) \sin(\beta + \gamma)}{2 \cos \beta} \\
& \sin(\sigma - \gamma) \sin(\sigma - \gamma - \delta) = \frac{\sin(\beta + \alpha) \sin(\beta - \gamma)}{2 \cos \beta} \\
& \sin \sigma \sin(\sigma - \delta) = \frac{\sin(\beta + \alpha) \sin(\beta + \gamma)}{2 \cos \beta} \\
& \sin(\sigma - \alpha) \sin(\sigma - \gamma) = \frac{1}{2} (\sin \alpha \sin \gamma + \sin \beta \sin \delta) = \sin(\sigma - \beta) \sin(\sigma - \delta)
\end{aligned}$$

These identities also hold for all the permutations over $\alpha, \beta, \gamma, \delta$.

We will also provide some conventions and notations used throughout this note:

$$\sqrt{a} = \begin{cases} \sqrt{a} & (a \geq 0) \\ i\sqrt{-a} & (a < 0) \end{cases} \quad (12)$$

$$\begin{aligned}
p_x &= \sqrt{\frac{\sin \alpha \sin \beta}{\sin(\sigma - \alpha) \sin(\sigma - \beta)} - 1}, & p_y &= \sqrt{\frac{\sin \beta \sin \gamma}{\sin(\sigma - \beta) \sin(\sigma - \gamma)} - 1} \\
p_z &= \sqrt{\frac{\sin \gamma \sin \delta}{\sin(\sigma - \gamma) \sin(\sigma - \delta)} - 1}, & p_w &= \sqrt{\frac{\sin \delta \sin \alpha}{\sin(\sigma - \delta) \sin(\sigma - \alpha)} - 1}
\end{aligned}$$

At the end of this section we introduce the following important transformation called ‘switching a strip’:

Proposition 4. One-to-one correspondence between two spherical quadrilaterals.

$$[1] (\alpha, \beta, \gamma, \delta, x, y, z, w) \Leftrightarrow (\alpha, \beta, \pi - \gamma, \pi - \delta, x, -y^{-1}, -z, -w^{-1})$$

$$[2] (\alpha, \beta, \gamma, \delta, x, y, z, w) \Leftrightarrow (\pi - \alpha, \beta, \gamma, \pi - \delta, -x^{-1}, y, -z^{-1}, -w)$$

$$[3] (\alpha, \beta, \gamma, \delta, x, y, z, w) \Leftrightarrow (\pi - \alpha, \pi - \beta, \gamma, \delta, -x, -y^{-1}, z, -w^{-1})$$

$$[4] (\alpha, \beta, \gamma, \delta, x, y, z, w) \Leftrightarrow (\alpha, \pi - \beta, \pi - \gamma, \delta, -x^{-1}, -y, -z^{-1}, w)$$

6 Post-examination, solutions at infinity

Generically, given a flex of x we will have two solutions of y from Equation (6), two solutions of z from Equation (8), and two solutions of w from Equation (7). We need to figure out which tuple of $\{x, y, z, w\}$ is the actual solution among the possible 8 choices. The most efficient way, as far as we know, would be post-examination. Additionally, the relations between z and y , z and w , and y and w will be very helpful in obtaining a better symbolic result, which can be written explicitly by applying a permutation on $\alpha, \beta, \gamma, \delta$.

Our discussion in previous sections are not sufficient when talking about solutions at infinity for a polynomial system. In order for a complete discussion, it is necessary to bihomogenize the above equations:

Let

$$x = \frac{x_1}{x_2}, \quad y = \frac{y_1}{y_2}$$

then equations (6), (8) become

$$f(\alpha, \beta, \gamma, \delta, x_1, x_2, y_1, y_2) = f_{22}x_1^2y_1^2 + f_{20}x_1^2y_2^2 + 2f_{11}x_1y_1x_2y_2 + f_{02}x_1^2y_2^2 + f_{00}x_2^2y_2^2 \quad (13)$$

$$g(\alpha, \beta, \gamma, \delta, x_1, x_2, z_1, z_2) = g_{22}x_1^2z_1^2 + g_{20}x_1^2z_2^2 + g_{02}z_1^2x_2^2 + g_{00}x_2^2z_2^2 = 0 \quad (14)$$

$$x_1, x_2, y_1, y_2, z_1, z_2, w_1, w_2 \in \mathbb{R}$$

For example, to check if there is a solution of x at infinity, we could let $x_1 \neq 0, x_2 = 0$.

The sections below will be a case-by-case discussion on the finite solutions and solutions at infinity.

7 Square: finite solution

The condition on sector angles is:

$$f_{22} = 0, f_{20} = 0, f_{02} = 0, f_{00} = 0 \Leftrightarrow \alpha = \beta = \gamma = \delta = \pi/2$$

which means:

$$\begin{cases} xy = 0 \\ z = \pm x \\ xw = 0 \end{cases}$$

After post-examination, there are two branches of flexes. Each branch will be diffeomorphic to a circle S^1 with the parametrization below:

$$\begin{cases} x \in \mathbb{R} \cup \{\infty\} \\ y = 0 \\ z = x \\ w = 0 \end{cases} \quad \text{or} \quad \begin{cases} x = 0 \\ y \in \mathbb{R} \cup \{\infty\} \\ z = 0 \\ w = y \end{cases}$$

which are just simply folded along collinear opposite creases.

8 Rhombus: finite solution

The condition on sector angles is

$$f_{22} = 0, f_{20} = 0, f_{02} = 0, f_{00} \neq 0 \Leftrightarrow \alpha = \beta = \gamma = \delta \neq \pi/2$$

which means:

$$\begin{cases} xy = \cos \alpha \\ z = \pm x \\ xw = \cos \alpha \end{cases} \Rightarrow \begin{cases} y = \frac{\cos \alpha}{x} \\ z = \pm x \\ w = \frac{\cos \alpha}{x} \end{cases}$$

From post-examination, there is a single branch of flex diffeomorphic to a circle S^1 with the parametrization below:

$$\begin{cases} x \in \mathbb{R} \cup \{\infty\} \\ y = \frac{\cos \alpha}{x} \\ z = x \\ w = \frac{\cos \alpha}{x} \end{cases}$$

which is exactly a rhombus on a sphere.

9 Cross: finite solution

The condition on sector angles is:

$$f_{22} \neq 0, f_{20} = 0, f_{02} = 0, f_{00} = 0 \Leftrightarrow \alpha = \pi - \beta = \gamma = \pi - \delta \neq \pi/2$$

which means:

$$\begin{cases} xy(xy \cos \alpha + 1) = 0 \\ z = \pm x \\ xw(xw \cos \alpha - 1) = 0 \end{cases}$$

After post-examination, there are three branches of flexes. Each branch will be diffeomorphic to a circle S^1 with the parametrization below:

$$\begin{cases} x \in \mathbb{R} \cup \{\infty\} \\ y = 0 \\ z = x \\ w = 0 \end{cases} \quad \text{or} \quad \begin{cases} x = 0 \\ y \in \mathbb{R} \cup \{\infty\} \\ z = 0 \\ w = y \end{cases} \quad \text{or} \quad \begin{cases} x \in \mathbb{R} \cup \{\infty\} \\ y = -\frac{1}{x \cos \alpha} \\ z = -x \\ w = \frac{1}{x \cos \alpha} \end{cases}$$

The first two are just simply folded along collinear opposite creases. The third has a self-intersected ‘butterfly’ shape.

10 Miura I: finite solution

The condition on sector angles is:

$$f_{22} = 0, f_{20} \neq 0, f_{02} = 0, f_{00} = 0 \Leftrightarrow \alpha = \pi - \beta = \pi - \gamma = \delta \neq \pi/2$$

which means:

$$\begin{cases} x(x \cos \alpha - y) = 0 \\ z = \pm x \\ x(x \cos \alpha + w) = 0 \end{cases}$$

After post-examination, there are two branches of flexes. Each branch will be diffeomorphic to a circle S^1 with the parametrization below:

$$\begin{cases} x = 0 \\ y \in \mathbb{R} \cup \{\infty\} \\ z = 0 \\ w = y \end{cases} \quad \text{or} \quad \begin{cases} x \in \mathbb{R} \cup \{\infty\} \\ y = x \cos \alpha \\ z = x \\ w = -x \cos \alpha \end{cases}$$

11 Miura II: finite solution

The condition on sector angles is:

$$f_{22} = 0, f_{20} = 0, f_{02} \neq 0, f_{00} = 0 \Leftrightarrow \alpha = \beta = \pi - \gamma = \pi - \delta \neq \pi/2$$

which means:

$$\begin{cases} y(y \cos \alpha + x) = 0 \\ z = \pm x \\ w(w \cos \alpha + x) = 0 \end{cases}$$

After post-examination, there are two branches of flexes. Each branch will be diffeomorphic to a circle S^1 with the parametrization below:

$$\begin{cases} x \in \mathbb{R} \cup \{\infty\} \\ y = 0 \\ z = x \\ w = 0 \end{cases} \quad \text{or} \quad \begin{cases} x \in \mathbb{R} \cup \{\infty\} \\ y = -\frac{x}{\cos \alpha} \\ z = -x \\ w = -\frac{x}{\cos \alpha} \end{cases}$$

12 Isogram: finite solution

The condition on sector angles is:

$$f_{22} \neq 0, f_{20} = 0, f_{02} = 0, f_{00} \neq 0 \Leftrightarrow \gamma = \alpha, \delta = \beta, \beta \neq \alpha, \alpha + \beta \neq \pi$$

which means:

$$\begin{cases} \sin(\alpha - \beta)x^2y^2 - 2\sin\alpha xy + \sin(\alpha + \beta) = 0 \\ z = \pm x \\ \sin(\beta - \alpha)x^2w^2 - 2\sin\beta xw + \sin(\alpha + \beta) = 0 \end{cases} \Rightarrow \begin{cases} xy = \frac{\sin\alpha \pm \sin\beta}{\sin(\alpha - \beta)} \\ z = \pm x \\ xw = \frac{\sin\beta \pm \sin\alpha}{\sin(\beta - \alpha)} \end{cases}$$

From post-examination, there are only two branches. Each branch will be diffeomorphic to a circle S^1 with the parametrization below:

$$\begin{cases} x \in \mathbb{R} \cup \{\infty\} \\ y = \frac{\cos \frac{\alpha+\beta}{2}}{x \cos \frac{\alpha-\beta}{2}} \\ z = x \\ w = \frac{\cos \frac{\beta+\alpha}{2}}{x \cos \frac{\beta-\alpha}{2}} \end{cases} \quad \text{or} \quad \begin{cases} x \in \mathbb{R} \cup \{\infty\} \\ y = \frac{\sin \frac{\alpha+\beta}{2}}{x \sin \frac{\alpha-\beta}{2}} \\ z = -x \\ w = \frac{\sin \frac{\beta+\alpha}{2}}{x \sin \frac{\beta-\alpha}{2}} \end{cases}$$

The first branch has a non-self-intersecting convex ‘car wiper’ motion, while the second branch has a constantly self-intersecting ‘butterfly’ shape.

13 Anti-isogram: finite solution

The condition on sector angles is:

$$f_{22} = 0, f_{20} \neq 0, f_{02} \neq 0, f_{00} = 0 \Leftrightarrow \gamma = \pi - \alpha, \delta = \pi - \beta, \beta \neq \alpha, \alpha + \beta \neq \pi$$

which means:

$$\begin{cases} \sin(\alpha - \beta)x^2 + 2 \sin \alpha xy + \sin(\alpha + \beta)y^2 = 0 \\ z = \pm x \\ \sin(\beta - \alpha)x^2 + 2 \sin \beta xw + \sin(\beta + \alpha)w^2 = 0 \end{cases} \Rightarrow \begin{cases} \frac{x}{y} = \frac{-\sin \alpha \pm \sin \beta}{\sin(\alpha - \beta)} \\ z = \pm x \\ \frac{x}{w} = \frac{-\sin \beta \pm \sin \alpha}{\sin(\beta - \alpha)} \end{cases}$$

From post-examination, there are only two branches. Each branch will be diffeomorphic to a circle S^1 with the parametrization below:

$$\begin{cases} x \in \mathbb{R} \cup \{\infty\} \\ y = -\frac{x \sin \frac{\alpha - \beta}{2}}{\sin \frac{\alpha + \beta}{2}} \\ z = x \\ w = -\frac{x \sin \frac{\beta - \alpha}{2}}{\sin \frac{\beta + \alpha}{2}} \end{cases} \text{ or } \begin{cases} x \in \mathbb{R} \cup \{\infty\} \\ y = -\frac{x \cos \frac{\alpha - \beta}{2}}{\cos \frac{\alpha + \beta}{2}} \\ z = -x \\ w = -\frac{x \cos \frac{\beta - \alpha}{2}}{\cos \frac{\beta + \alpha}{2}} \end{cases}$$

14 Deltoid I: finite solution

The condition on sector angles is:

$$f_{22} = 0, f_{20} \neq 0, f_{02} = 0, f_{00} \neq 0 \Leftrightarrow \delta = \alpha, \gamma = \beta, \beta \neq \alpha, \alpha + \beta \neq \pi$$

which means:

$$\begin{cases} \sin(\beta - \alpha)x^2 - 2 \sin \alpha xy + \sin(\beta + \alpha) = 0 \\ z = \pm x \\ \sin(\alpha - \beta)x^2 - 2 \sin \beta xw + \sin(\alpha + \beta) = 0 \end{cases} \Rightarrow \begin{cases} y = \frac{\sin(\beta - \alpha)x^2 + \sin(\beta + \alpha)}{2x \sin \alpha} \\ z = \pm x \\ w = \frac{\sin(\alpha - \beta)x^2 + \sin(\alpha + \beta)}{2x \sin \beta} \end{cases}$$

From post-examination, there is only a single branch. Each branch will be diffeomorphic to a circle S^1 with the parametrization below:

$$\begin{cases} y = \frac{\sin(\beta - \alpha)x^2 + \sin(\beta + \alpha)}{2x \sin \alpha} \\ z = x \\ w = \frac{\sin(\alpha - \beta)x^2 + \sin(\alpha + \beta)}{2x \sin \beta} \end{cases}$$

This branch has a non-self-intersecting convex ‘car wiper’ motion.

15 Anti-deltoid I: finite solution

The condition on sector angles is:

$$f_{22} \neq 0, f_{20} = 0, f_{02} \neq 0, f_{00} = 0 \Leftrightarrow \delta = \pi - \alpha, \gamma = \pi - \beta, \beta \neq \alpha, \alpha + \beta \neq \pi$$

which means:

$$\begin{cases} \sin(\beta - \alpha)x^2y^2 + 2\sin\alpha xy + \sin(\beta + \alpha)y^2 = 0 \\ z = \pm x \\ \sin(\alpha - \beta)x^2w^2 + 2\sin\beta xw + \sin(\alpha + \beta)w^2 = 0 \end{cases}$$

$$\Rightarrow \begin{cases} y = 0 \\ z = \pm x \\ w = 0 \end{cases} \text{ or } \begin{cases} y^{-1} = -\frac{\sin(\beta - \alpha)x^2 + \sin(\beta + \alpha)}{2x \sin\alpha} \\ z = \pm x \\ w^{-1} = -\frac{\sin(\alpha - \beta)x^2 + \sin(\alpha + \beta)}{2x \sin\beta} \end{cases}$$

From post-examination, there is only a single branch. Each branch will be diffeomorphic to a circle S^1 with the parametrization below:

$$\begin{cases} x \in \mathbb{R} \cup \{\infty\} \\ y = 0 \\ z = x \\ w = 0 \end{cases} \text{ or } \begin{cases} x \in \mathbb{R} \cup \{\infty\} \\ y^{-1} = -\frac{\sin(\beta - \alpha)x^2 + \sin(\beta + \alpha)}{2x \sin\alpha} \\ z = -x \\ w^{-1} = -\frac{\sin(\alpha - \beta)x^2 + \sin(\alpha + \beta)}{2x \sin\beta} \end{cases}$$

The expression above can also be obtained after 'switching a strip' from Deltoid I.

$$(\alpha, \beta, \gamma, \delta, x, y, z, w) \Leftrightarrow (\alpha, \beta, \pi - \gamma, \pi - \delta, x, -y^{-1}, -z, -w^{-1})$$

16 Deltoid II: finite solution

The condition on sector angles is

$$f_{22} = 0, f_{20} = 0, f_{02} \neq 0, f_{00} \neq 0 \Leftrightarrow \alpha = \beta, \delta = \gamma, \gamma \neq \beta, \beta + \gamma \neq \pi$$

which means:

$$\begin{cases} \sin(\beta - \gamma)y^2 - 2 \sin \gamma xy + \sin(\beta + \gamma) = 0 \\ \sin^2 \beta(z^2 + 1) = \sin^2 \gamma(x^2 + 1) \\ \sin(\beta - \gamma)w^2 - 2 \sin \gamma xw + \sin(\beta + \gamma) = 0 \end{cases} \Rightarrow \begin{cases} y = \frac{x \sin \gamma \pm \sqrt{\sin^2 \gamma(x^2 + 1) - \sin^2 \beta}}{\sin(\beta - \gamma)} \\ z = \pm \frac{\sqrt{\sin^2 \beta(x^2 + 1) - \sin^2 \gamma}}{\sin \beta} \\ w = \frac{x \sin \gamma \pm \sqrt{\sin^2 \gamma(x^2 + 1) - \sin^2 \beta}}{\sin(\beta - \gamma)} \end{cases}$$

Only when $x^2 \geq \frac{\sin^2 \beta}{\sin^2 \gamma} - 1$ is there a real solution. From post-examination, there are only two solutions:

$$\begin{cases} y = \frac{x \sin \gamma + \sqrt{\sin^2 \gamma(x^2 + 1) - \sin^2 \beta}}{\sin(\beta - \gamma)} \\ z = -\frac{\sqrt{\sin^2 \beta(x^2 + 1) - \sin^2 \gamma}}{\sin \beta} \\ w = \frac{x \sin \gamma + \sqrt{\sin^2 \gamma(x^2 + 1) - \sin^2 \beta}}{\sin(\beta - \gamma)} \end{cases} \text{ or } \begin{cases} y = \frac{x \sin \gamma - \sqrt{\sin^2 \gamma(x^2 + 1) - \sin^2 \beta}}{\sin(\beta - \gamma)} \\ z = \frac{\sqrt{\sin^2 \beta(x^2 + 1) - \sin^2 \gamma}}{\sin \beta} \\ w = \frac{x \sin \gamma - \sqrt{\sin^2 \gamma(x^2 + 1) - \sin^2 \beta}}{\sin(\beta - \gamma)} \end{cases} \quad (15)$$

where

$$\begin{cases} x \in \left(-\infty, -\sqrt{\frac{\sin^2 \beta}{\sin^2 \gamma} - 1} \right] \cup \left[\sqrt{\frac{\sin^2 \beta}{\sin^2 \gamma} - 1}, +\infty \right) & \text{when } \sin \beta > \sin \gamma \\ x \in \mathbb{R} & \text{when } \sin \beta < \sin \gamma \end{cases}$$

A more advanced expression is setting (referring to Subsection 5)

$$p_x = \sqrt{\frac{\sin^2 \beta}{\sin^2 \gamma} - 1}, \begin{cases} x = \pm p_x \cosh s, s \in (0, +\infty) & \text{when } \sin \beta > \sin \gamma \\ x = \pm i p_x \sinh s, s \in (0, +\infty) & \text{when } \sin \beta < \sin \gamma \end{cases}$$

We set $s \in (0, +\infty)$ in order for sign confirmation when calculating the square root.

When $\sin \beta > \sin \gamma$,

$$\left\{ \begin{array}{l} x = \sqrt{\frac{\sin^2 \beta}{\sin^2 \gamma} - 1} \cosh s \\ y = \sqrt{\frac{\tan \beta + \tan \gamma}{\tan \beta - \tan \gamma}} e^s \\ z = -\sqrt{1 - \frac{\sin^2 \gamma}{\sin^2 \beta}} \sinh s \\ w = \sqrt{\frac{\tan \beta + \tan \gamma}{\tan \beta - \tan \gamma}} e^s \end{array} \right. \quad \text{and} \quad \left\{ \begin{array}{l} x = -\sqrt{\frac{\sin^2 \beta}{\sin^2 \gamma} - 1} \cosh s \\ y = -\sqrt{\frac{\tan \beta + \tan \gamma}{\tan \beta - \tan \gamma}} e^s \\ z = \sqrt{1 - \frac{\sin^2 \gamma}{\sin^2 \beta}} \sinh s \\ w = -\sqrt{\frac{\tan \beta + \tan \gamma}{\tan \beta - \tan \gamma}} e^s \end{array} \right.$$

$$\text{or} \left\{ \begin{array}{l} x = \sqrt{\frac{\sin^2 \beta}{\sin^2 \gamma} - 1} \cosh s \\ y = \sqrt{\frac{\tan \beta + \tan \gamma}{\tan \beta - \tan \gamma}} e^{-s} \\ z = \sqrt{1 - \frac{\sin^2 \gamma}{\sin^2 \beta}} \sinh s \\ w = \sqrt{\frac{\tan \beta + \tan \gamma}{\tan \beta - \tan \gamma}} e^{-s} \end{array} \right. \quad \text{and} \quad \left\{ \begin{array}{l} x = -\sqrt{\frac{\sin^2 \beta}{\sin^2 \gamma} - 1} \cosh s \\ y = -\sqrt{\frac{\tan \beta + \tan \gamma}{\tan \beta - \tan \gamma}} e^{-s} \\ z = -\sqrt{1 - \frac{\sin^2 \gamma}{\sin^2 \beta}} \sinh s \\ w = -\sqrt{\frac{\tan \beta + \tan \gamma}{\tan \beta - \tan \gamma}} e^{-s} \end{array} \right. , \quad s \in (0, +\infty)$$

When $\sin \beta < \sin \gamma$

$$\left\{ \begin{array}{l} x = -\sqrt{1 - \frac{\sin^2 \beta}{\sin^2 \gamma}} \sinh s \\ y = \sqrt{\frac{\tan \gamma + \tan \beta}{\tan \gamma - \tan \beta}} e^s \\ z = \sqrt{\frac{\sin^2 \gamma}{\sin^2 \beta} - 1} \cosh s \\ w = \sqrt{\frac{\tan \gamma + \tan \beta}{\tan \gamma - \tan \beta}} e^s \end{array} \right. \quad \text{and} \quad \left\{ \begin{array}{l} x = \sqrt{1 - \frac{\sin^2 \beta}{\sin^2 \gamma}} \sinh s \\ y = -\sqrt{\frac{\tan \gamma + \tan \beta}{\tan \gamma - \tan \beta}} e^s \\ z = -\sqrt{\frac{\sin^2 \gamma}{\sin^2 \beta} - 1} \cosh s \\ w = -\sqrt{\frac{\tan \gamma + \tan \beta}{\tan \gamma - \tan \beta}} e^s \end{array} \right.$$

$$\text{or } \left\{ \begin{array}{l} x = \sqrt{1 - \frac{\sin^2 \beta}{\sin^2 \gamma}} \sinh s \\ y = \sqrt{\frac{\tan \gamma + \tan \beta}{\tan \gamma - \tan \beta}} e^{-s} \\ z = \sqrt{\frac{\sin^2 \gamma}{\sin^2 \beta} - 1} \cosh s \\ w = \sqrt{\frac{\tan \gamma + \tan \beta}{\tan \gamma - \tan \beta}} e^{-s} \end{array} \right. \quad \text{and} \quad \left\{ \begin{array}{l} x = -\sqrt{1 - \frac{\sin^2 \beta}{\sin^2 \gamma}} \sinh s \\ y = -\sqrt{\frac{\tan \gamma + \tan \beta}{\tan \gamma - \tan \beta}} e^{-s} \\ z = -\sqrt{\frac{\sin^2 \gamma}{\sin^2 \beta} - 1} \cosh s \\ w = -\sqrt{\frac{\tan \gamma + \tan \beta}{\tan \gamma - \tan \beta}} e^{-s} \end{array} \right. , \quad s \in (0, +\infty)$$

Actually we could write the expressions in a more compact form:

When $\sin \beta > \sin \gamma$:

$$\left\{ \begin{array}{l} x = \sqrt{\frac{\sin^2 \beta}{\sin^2 \gamma} - 1} \cosh s \\ y = \sqrt{\frac{\tan \beta + \tan \gamma}{\tan \beta - \tan \gamma}} e^{-s} \\ z = \sqrt{1 - \frac{\sin^2 \gamma}{\sin^2 \beta}} \sinh s \\ w = \sqrt{\frac{\tan \beta + \tan \gamma}{\tan \beta - \tan \gamma}} e^{-s} \end{array} \right. , \quad \text{and} \quad \left\{ \begin{array}{l} x = -\sqrt{\frac{\sin^2 \beta}{\sin^2 \gamma} - 1} \cosh s \\ y = -\sqrt{\frac{\tan \beta + \tan \gamma}{\tan \beta - \tan \gamma}} e^{-s} \\ z = -\sqrt{1 - \frac{\sin^2 \gamma}{\sin^2 \beta}} \sinh s \\ w = -\sqrt{\frac{\tan \beta + \tan \gamma}{\tan \beta - \tan \gamma}} e^{-s} \end{array} \right. , \quad s \in \mathbb{R}$$

When $\sin \gamma < \sin \beta$:

$$\left\{ \begin{array}{l} x = \sqrt{1 - \frac{\sin^2 \beta}{\sin^2 \gamma}} \sinh s \\ y = \sqrt{\frac{\tan \gamma + \tan \beta}{\tan \gamma - \tan \beta}} e^{-s} \\ z = \sqrt{\frac{\sin^2 \gamma}{\sin^2 \beta} - 1} \cosh s \\ w = \sqrt{\frac{\tan \gamma + \tan \beta}{\tan \gamma - \tan \beta}} e^{-s} \end{array} \right. \quad \text{and} \quad \left\{ \begin{array}{l} x = -\sqrt{1 - \frac{\sin^2 \beta}{\sin^2 \gamma}} \sinh s \\ y = -\sqrt{\frac{\tan \gamma + \tan \beta}{\tan \gamma - \tan \beta}} e^{-s} \\ z = -\sqrt{\frac{\sin^2 \gamma}{\sin^2 \beta} - 1} \cosh s \\ w = -\sqrt{\frac{\tan \gamma + \tan \beta}{\tan \gamma - \tan \beta}} e^{-s} \end{array} \right. , \quad s \in \mathbb{R}$$

Further, we want to do an **analytical continuation** to the above real solutions towards the complex field, which, as we will see later, is a more helpful and unified expression for future symbolic calculations. Let

$$x = p_x \cos t$$

When $\sin \beta > \sin \gamma$,

$$\left\{ \begin{array}{l} x = \sqrt{\frac{\sin^2 \beta}{\sin^2 \gamma} - 1} \cos t \\ y = \sqrt{\frac{\tan \beta + \tan \gamma}{\tan \beta - \tan \gamma}} e^{it} \\ z = -i \sqrt{1 - \frac{\sin^2 \gamma}{\sin^2 \beta}} \sin t = i \sqrt{1 - \frac{\sin^2 \gamma}{\sin^2 \beta}} \cos \left(t + \frac{\pi}{2} \right) \\ w = \sqrt{\frac{\tan \beta + \tan \gamma}{\tan \beta - \tan \gamma}} e^{it} \end{array} \right.$$

When $\sin \beta < \sin \gamma$,

$$\left\{ \begin{array}{l} x = i \sqrt{1 - \frac{\sin^2 \beta}{\sin^2 \gamma}} \cos t \\ y = \sqrt{\frac{\tan \gamma + \tan \beta}{\tan \gamma - \tan \beta}} e^{it} \\ z = \sqrt{\frac{\sin^2 \gamma}{\sin^2 \beta} - 1} \sin t = \sqrt{\frac{\sin^2 \gamma}{\sin^2 \beta} - 1} \cos \left(t - \frac{\pi}{2} \right) \\ w = \sqrt{\frac{\tan \gamma + \tan \beta}{\tan \gamma - \tan \beta}} e^{it} \end{array} \right.$$

By carefully choosing t for real configurations, with the sign convention in Equation (5), it is possible to write the two branches in a unified form. Each branch will be diffeomorphic to \mathbb{R} with the parametrization below:

$$\left\{ \begin{array}{l} x = p_x \cos t \\ y = \text{sign}(\pi - \sigma) \sqrt{\frac{\tan \beta + \tan \gamma}{\tan \beta - \tan \gamma}} e^{it} \\ z = p_z \cos \left(t + \frac{\pi}{2} \right) \\ w = \text{sign}(\pi - \sigma) \sqrt{\frac{\tan \beta + \tan \gamma}{\tan \beta - \tan \gamma}} e^{it} \\ \sigma = \beta + \gamma \end{array} \right. \quad (16)$$

$$p_x = \sqrt{\frac{\sin^2 \beta}{\sin^2 \gamma} - 1}, \quad p_z = \sqrt{\frac{\sin^2 \gamma}{\sin^2 \beta} - 1}$$

Note that

$$\frac{\sin(\beta + \gamma)}{\sin(\beta - \gamma)} = \frac{\tan \beta + \tan \gamma}{\tan \beta - \tan \gamma}$$

The choices of t for real configurations are provided below:

Choice of t for real configurations	Branch 1	Branch 2
$p_x \in \mathbb{R}^+$ $p_z \in i\mathbb{R}^+$	$is, s \in (0, +\infty)$ $\pi + is, s \in (0, +\infty)$ when $xz \neq 0, xz > 0$ this branch is continuous at $x = \infty$ and 'snaps' at $x = 0$	$is, s \in (-\infty, 0)$ $\pi + is, s \in (-\infty, 0)$ when $xz \neq 0, xz < 0$ this branch is continuous at $x = \infty$ and 'snaps' at $x = 0$
$p_x \in i\mathbb{R}^+$ $p_z \in \mathbb{R}^+$	$3\pi/2 + is, s \in (0, +\infty)$ $\pi/2 + is, s \in (0, +\infty)$ when $xz \neq 0, xz > 0$ this branch is continuous at $x = \infty$ and 'snaps' at $x = 0$	$\pi/2 + is, s \in (-\infty, 0)$ $3\pi/2 + is, s \in (-\infty, 0)$ when $xz \neq 0, xz < 0$ this branch is continuous at $x = \infty$ and 'snaps' at $x = 0$

17 Anti-deltoid II: finite solution

The condition on sector angles is

$$f_{22} \neq 0, f_{20} \neq 0, f_{02} = 0, f_{00} = 0 \Leftrightarrow \alpha = \pi - \beta, \delta = \pi - \gamma, \gamma \neq \beta, \beta + \gamma \neq \pi$$

which means:

$$\begin{cases} \sin(\beta - \gamma)x^2y^2 + 2\sin\gamma xy + \sin(\beta + \gamma)x^2 = 0 \\ \sin^2\beta(z^{-2} + 1) = \sin^2\gamma(x^{-2} + 1) \\ \sin(\beta - \gamma)x^2w^2 - 2\sin\gamma xw + \sin(\beta + \gamma)x^2 = 0 \end{cases}$$

By ‘switching a strip’ from Deltoid II:

$$(\alpha, \beta, \gamma, \delta, x, y, z, w) \Leftrightarrow (\pi - \alpha, \beta, \gamma, \pi - \delta, -x^{-1}, y, -z^{-1}, -w)$$

We could also directly write down the two branches. Each branch will be diffeomorphic to \mathbb{R} with the parametrization below:

$$\begin{cases} x^{-1} = -p_x \cos t \\ y = \text{sign}(\pi - \sigma) \sqrt{\frac{\tan\beta + \tan\gamma}{\tan\beta - \tan\gamma}} e^{it} \\ z^{-1} = p_z \cos\left(t - \frac{\pi}{2}\right) \\ w = \text{sign}(\sigma - \pi) \sqrt{\frac{\tan\beta + \tan\gamma}{\tan\beta - \tan\gamma}} e^{it} \\ \sigma = \beta + \gamma \end{cases} \quad (17)$$

Here we continue to use σ to make the expressions consistent with the deltoid II, while here σ does not mean the semi-perimeter.

$$p_x = \sqrt{\frac{\sin^2\beta}{\sin^2\gamma} - 1}, \quad p_z = \sqrt{\frac{\sin^2\gamma}{\sin^2\beta} - 1}$$

Note that

$$\frac{\sin(\beta + \gamma)}{\sin(\beta - \gamma)} = \frac{\tan\beta + \tan\gamma}{\tan\beta - \tan\gamma}$$

The choices of t for real configurations are provided below:

Choice of t for real configurations	Branch 1	Branch 2
$p_x \in \mathbb{R}^+$ $p_z \in i\mathbb{R}^+$	$is, s \in (0, +\infty)$ $\pi + is, s \in (0, +\infty)$ when $xz \neq 0, xz > 0$ this branch is continuous at $x = 0$ and ‘snaps’ at $x = \infty$	$is, s \in (-\infty, 0)$ $\pi + is, s \in (-\infty, 0)$ when $xz \neq 0, xz < 0$ this branch is continuous at $x = 0$ and ‘snaps’ at $x = \infty$
$p_x \in i\mathbb{R}^+$ $p_z \in \mathbb{R}^+$	$3\pi/2 + is, s \in (0, +\infty)$ $\pi/2 + is, s \in (0, +\infty)$ when $xz \neq 0, xz > 0$ this branch is continuous at $x = 0$ and ‘snaps’ at $x = \infty$	$\pi/2 + is, s \in (-\infty, 0)$ $3\pi/2 + is, s \in (-\infty, 0)$ when $xz \neq 0, xz < 0$ this branch is continuous at $x = 0$ and ‘snaps’ at $x = \infty$

18 Conic I: finite solution

The condition on sector angles is:

$$f_{22} = 0, f_{20} \neq 0, f_{02} \neq 0, f_{00} \neq 0 \Leftrightarrow \begin{cases} \alpha - \beta + \gamma - \delta = 0 \\ \alpha - \beta - \gamma + \delta \neq 0 \\ \alpha + \beta - \gamma - \delta \neq 0 \\ \alpha + \beta + \gamma + \delta \neq 2\pi \end{cases}$$

which implies $\sigma = \alpha + \gamma = \beta + \delta$, and:

$$\begin{cases} y^2 \sin \alpha \sin(\beta - \gamma) - 2xy \sin \alpha \sin \gamma + x^2 \sin \gamma \sin(\beta - \alpha) + \sin \beta \sin(\alpha + \gamma) = 0 \\ \sin \alpha \sin \beta (z^2 + 1) = \sin \gamma \sin \delta (x^2 + 1) \\ \sin \beta w^2 \sin(\alpha - \delta) - 2xw \sin \beta \sin \delta + x^2 \sin \delta \sin(\alpha - \beta) + \sin \alpha \sin(\beta + \delta) = 0 \end{cases}$$

First, from the case-by-case discussion on Equation (8),

$$\begin{aligned} & \sin \alpha \sin \beta (z^2 + 1) = \sin \gamma \sin \delta (x^2 + 1) \\ \Leftrightarrow & x^2 \sin \gamma \sin \delta - z^2 \sin \alpha \sin \beta = \sin \alpha \sin \beta - \sin \gamma \sin \delta \\ \Leftrightarrow & \frac{x^2 \sin \gamma \sin \delta}{\sin \alpha \sin \beta - \sin \gamma \sin \delta} + \frac{z^2 \sin \alpha \sin \beta}{\sin \gamma \sin \delta - \sin \alpha \sin \beta} = 1 \\ \Leftrightarrow & \frac{x^2}{\frac{\sin \alpha \sin \beta}{\sin \gamma \sin \delta} - 1} + \frac{z^2}{\frac{\sin \gamma \sin \delta}{\sin \alpha \sin \beta} - 1} = 1 \\ \Leftrightarrow & \frac{x^2}{p_x^2} + \frac{z^2}{p_z^2} = 1 \end{aligned}$$

This equation is always hyperbolic. Note that the amplitudes have the form below:

$$\begin{aligned} p_x &= \sqrt{\frac{\sin \alpha \sin \beta}{\sin \gamma \sin \delta} - 1}, \quad p_y = \sqrt{\frac{\sin \beta \sin \gamma}{\sin \delta \sin \alpha} - 1} \\ p_z &= \sqrt{\frac{\sin \gamma \sin \delta}{\sin \alpha \sin \beta} - 1}, \quad p_w = \sqrt{\frac{\sin \delta \sin \alpha}{\sin \beta \sin \gamma} - 1} \end{aligned}$$

It is worth mentioning that the magnitudes of $\alpha, \beta, \gamma, \delta$ plays an important role in determining the signs of all the expressions below, as shown in the following table.

	$\sigma < \pi$	$\sigma > \pi$
$\beta = \max(\alpha, \beta, \gamma, \delta)$	$\sin \alpha \sin \beta > \sin \gamma \sin \delta$ $\sin \beta \sin \gamma > \sin \delta \sin \alpha$ $\sin \alpha \sin \gamma > \sin \beta \sin \delta$	$\sin \alpha \sin \beta < \sin \gamma \sin \delta$ $\sin \beta \sin \gamma < \sin \delta \sin \alpha$ $\sin \alpha \sin \gamma > \sin \beta \sin \delta$
$\alpha = \max(\alpha, \beta, \gamma, \delta)$	$\sin \alpha \sin \beta > \sin \gamma \sin \delta$ $\sin \beta \sin \gamma < \sin \delta \sin \alpha$ $\sin \alpha \sin \gamma < \sin \beta \sin \delta$	$\sin \alpha \sin \beta < \sin \gamma \sin \delta$ $\sin \beta \sin \gamma > \sin \delta \sin \alpha$ $\sin \alpha \sin \gamma < \sin \beta \sin \delta$
$\delta = \max(\alpha, \beta, \gamma, \delta)$	$\sin \alpha \sin \beta < \sin \gamma \sin \delta$ $\sin \beta \sin \gamma < \sin \delta \sin \alpha$ $\sin \alpha \sin \gamma > \sin \beta \sin \delta$	$\sin \alpha \sin \beta > \sin \gamma \sin \delta$ $\sin \beta \sin \gamma > \sin \delta \sin \alpha$ $\sin \alpha \sin \gamma > \sin \beta \sin \delta$
$\gamma = \max(\alpha, \beta, \gamma, \delta)$	$\sin \alpha \sin \beta < \sin \gamma \sin \delta$ $\sin \beta \sin \gamma > \sin \delta \sin \alpha$ $\sin \alpha \sin \gamma < \sin \beta \sin \delta$	$\sin \alpha \sin \beta > \sin \gamma \sin \delta$ $\sin \beta \sin \gamma < \sin \delta \sin \alpha$ $\sin \alpha \sin \gamma < \sin \beta \sin \delta$

This table is derived from Section 5. For example using:

$$\begin{aligned} \sin \alpha \sin \beta - \sin \gamma \sin \delta &= \sin \sigma \sin(\alpha + \beta - \sigma) \\ \sin \beta \sin \gamma - \sin \delta \sin \alpha &= \sin \sigma \sin(\beta + \gamma - \sigma) \\ \sin \alpha \sin \gamma - \sin \beta \sin \delta &= \sin(\alpha + \beta - \sigma) \sin(\beta + \gamma - \sigma) \end{aligned}$$

We will take one of the above cases as an example to show the derivation, when $\beta = \max$ and $\sigma < \pi$,

$$x = \pm \sqrt{\frac{\sin \alpha \sin \beta}{\sin \gamma \sin \delta} - 1} \cosh s, \quad z = \pm \sqrt{1 - \frac{\sin \gamma \sin \delta}{\sin \alpha \sin \beta}} \sinh s, \quad s \in (0, +\infty)$$

Substitute x into the quadratic equation with respect to y and w , we have

$$\begin{aligned} & \sin \alpha \sin(\beta - \gamma)y^2 \mp 2y \sin \alpha \sin \gamma \sqrt{\frac{\sin \alpha \sin \beta}{\sin \gamma \sin \delta} - 1} \cosh s \\ & + \frac{\sin(\beta - \alpha)(\sin \alpha \sin \beta - \sin \gamma \sin \delta) \cosh^2 s}{\sin \delta} + \sin \beta \sin(\alpha + \gamma) = 0 \\ & \sin \beta \sin(\alpha - \delta)y^2 \mp 2 \sin \beta \sin \delta y \sqrt{\frac{\sin \alpha \sin \beta}{\sin \gamma \sin \delta} - 1} \cosh s \\ & + \frac{\sin(\alpha - \beta)(\sin \alpha \sin \beta - \sin \gamma \sin \delta) \cosh^2 s}{\sin \beta} + \sin \delta \sin(\beta + \delta) = 0 \end{aligned}$$

and the solutions are

$$\begin{aligned} y &= \sqrt{\frac{\sin(\beta + \delta)}{\sin(\beta - \gamma)}} \left(\pm \sqrt{\frac{\sin \gamma}{\sin \delta}} \cosh s \pm \sqrt{\frac{\sin \beta}{\sin \alpha}} \sinh s \right) \\ w &= \sqrt{\frac{\sin(\alpha + \gamma)}{\sin(\alpha - \delta)}} \left(\pm \sqrt{\frac{\sin \delta}{\sin \gamma}} \cosh s \pm \sqrt{\frac{\sin \alpha}{\sin \beta}} \sinh s \right) \end{aligned}$$

Take one sign choice of y and w as an example:

$$\begin{aligned} y_1 &= \sqrt{\frac{\sin(\beta + \delta)}{\sin(\beta - \gamma)}} \left(\sqrt{\frac{\sin \gamma}{\sin \delta}} \cosh s + \sqrt{\frac{\sin \beta}{\sin \alpha}} \sinh s \right) \\ &= \sqrt{\frac{\sin(\beta + \delta)}{\sin(\beta - \gamma)}} \left(\frac{\sin \gamma}{\sin \delta} - \frac{\sin \beta}{\sin \alpha} \right) \left(\sqrt{\frac{\sin \alpha \sin \gamma}{\sin \alpha \sin \gamma - \sin \beta \sin \delta}} \cosh s \right. \\ &\quad \left. + \sqrt{\frac{\sin \beta \sin \delta}{\sin \alpha \sin \gamma - \sin \beta \sin \delta}} \sinh s \right) \\ &= \sqrt{\frac{\sin \beta \sin \gamma}{\sin \delta \sin \alpha} - 1} \left(\sqrt{\frac{\sin \alpha \sin \gamma}{\sin \alpha \sin \gamma - \sin \beta \sin \delta}} \cosh s \right. \\ &\quad \left. + \sqrt{\frac{\sin \beta \sin \delta}{\sin \alpha \sin \gamma - \sin \beta \sin \delta}} \sinh s \right) \\ &= \sqrt{\frac{\sin \beta \sin \gamma}{\sin \delta \sin \alpha} - 1} \cosh(s + \theta'_1) \end{aligned}$$

$$\begin{aligned}
w_1 &= \sqrt{\frac{\sin(\alpha + \gamma)}{\sin(\alpha - \delta)}} \left(\sqrt{\frac{\sin \delta}{\sin \gamma}} \cosh s + \sqrt{\frac{\sin \alpha}{\sin \beta}} \sinh s \right) \\
&= \sqrt{\frac{\sin(\alpha + \gamma)}{\sin(\alpha - \delta)}} \left(\frac{\sin \alpha}{\sin \beta} - \frac{\sin \delta}{\sin \gamma} \right) \left(\sqrt{\frac{\sin \beta \sin \delta}{\sin \alpha \sin \gamma - \sin \beta \sin \delta}} \cosh s \right. \\
&\quad \left. + \sqrt{\frac{\sin \alpha \sin \gamma}{\sin \alpha \sin \gamma - \sin \beta \sin \delta}} \sinh s \right) \\
&= \sqrt{1 - \frac{\sin \delta \sin \alpha}{\sin \beta \sin \gamma}} \left(\sqrt{\frac{\sin \beta \sin \delta}{\sin \alpha \sin \gamma - \sin \beta \sin \delta}} \cosh s + \right. \\
&\quad \left. \sqrt{\frac{\sin \alpha \sin \gamma}{\sin \alpha \sin \gamma - \sin \beta \sin \delta}} \sinh s \right) \\
&= \sqrt{1 - \frac{\sin \delta \sin \alpha}{\sin \beta \sin \gamma}} \sinh(s + \theta'_1) \\
\tanh \theta'_1 &= \sqrt{\frac{\sin \beta \sin \delta}{\sin \alpha \sin \gamma}} \Rightarrow \theta'_1 = \frac{1}{2} \ln \left(\frac{\sqrt{\sin \beta \sin \delta} + \sqrt{\sin \alpha \sin \gamma}}{\sqrt{\sin \beta \sin \delta} - \sqrt{\sin \alpha \sin \gamma}} \right)
\end{aligned}$$

We use θ'_1 here since the phase shift θ_1 will be defined later. After post-examination on sign choices, the solutions are $s \in (0, +\infty)$:

$$\begin{cases} x = \sqrt{\frac{\sin \alpha \sin \beta}{\sin \gamma \sin \delta}} - 1 \cosh s \\ y = \sqrt{\frac{\sin \beta \sin \gamma}{\sin \delta \sin \alpha}} - 1 \cosh(s + \theta'_1) \\ z = -\sqrt{1 - \frac{\sin \gamma \sin \delta}{\sin \alpha \sin \beta}} \sinh s \\ w = \sqrt{1 - \frac{\sin \delta \sin \alpha}{\sin \beta \sin \gamma}} \sinh(s + \theta'_1) \end{cases} \quad \text{and} \quad \begin{cases} x = -\sqrt{\frac{\sin \alpha \sin \beta}{\sin \gamma \sin \delta}} - 1 \cosh s \\ y = -\sqrt{\frac{\sin \beta \sin \gamma}{\sin \delta \sin \alpha}} - 1 \cosh(s + \theta'_1) \\ z = \sqrt{1 - \frac{\sin \gamma \sin \delta}{\sin \alpha \sin \beta}} \sinh s \\ w = -\sqrt{1 - \frac{\sin \delta \sin \alpha}{\sin \beta \sin \gamma}} \sinh(s + \theta'_1) \end{cases}$$

$$\text{and} \quad \begin{cases} x = \sqrt{\frac{\sin \alpha \sin \beta}{\sin \gamma \sin \delta}} - 1 \cosh s \\ y = \sqrt{\frac{\sin \beta \sin \gamma}{\sin \delta \sin \alpha}} - 1 \cosh(-s + \theta'_1) \\ z = \sqrt{1 - \frac{\sin \gamma \sin \delta}{\sin \alpha \sin \beta}} \sinh s \\ w = \sqrt{1 - \frac{\sin \delta \sin \alpha}{\sin \beta \sin \gamma}} \sinh(-s + \theta'_1) \end{cases} \quad \text{and} \quad \begin{cases} x = -\sqrt{\frac{\sin \alpha \sin \beta}{\sin \gamma \sin \delta}} - 1 \cosh s \\ y = -\sqrt{\frac{\sin \beta \sin \gamma}{\sin \delta \sin \alpha}} - 1 \cosh(-s + \theta'_1) \\ z = -\sqrt{1 - \frac{\sin \gamma \sin \delta}{\sin \alpha \sin \beta}} \sinh s \\ w = -\sqrt{1 - \frac{\sin \delta \sin \alpha}{\sin \beta \sin \gamma}} \sinh(-s + \theta'_1) \end{cases}$$

Note that when $\sigma > \pi$ there is a sign change, which is shown below. Using the same technique as Deltoid II, after listing all the cases and apply analytical continuation we could directly write the final expressions:

$$\begin{cases} x = p_x \cos t \\ y = \text{sign}(\pi - \sigma)p_y \cos(t - \theta_1) \\ z = p_z \cos\left(t + \frac{\pi}{2}\right) \\ w = \text{sign}(\pi - \sigma)p_w \cos(t - \theta_2) \end{cases} \quad (18)$$

Choice of t for real configurations	Branch 1	Branch 2
$p_x \in \mathbb{R}^+$ $p_z \in i\mathbb{R}^+$	$is, s \in (0, +\infty)$ $\pi + is, s \in (0, +\infty)$ when $xz \neq 0, xz > 0$ this branch is continuous at $x = \infty$ and ‘snaps’ at $x = 0$	$is, s \in (-\infty, 0)$ $\pi + is, s \in (-\infty, 0)$ when $xz \neq 0, xz < 0$ this branch is continuous at $x = \infty$ and ‘snaps’ at $x = 0$
$p_x \in i\mathbb{R}^+$ $p_z \in \mathbb{R}^+$	$3\pi/2 + is, s \in (0, +\infty)$ $\pi/2 + is, s \in (0, +\infty)$ when $xz \neq 0, xz > 0$ this branch is continuous at $x = \infty$ and ‘snaps’ at $x = 0$	$\pi/2 + is, s \in (-\infty, 0)$ $3\pi/2 + is, s \in (-\infty, 0)$ when $xz \neq 0, xz < 0$ this branch is continuous at $x = \infty$ and ‘snaps’ at $x = 0$

We could clearly see that in the complex field, x, y, z, w are trigonometric functions with specific amplitudes and phase shifts. Further,

$$\tan \theta_1 = i\sqrt{\frac{\sin \beta \sin \delta}{\sin \alpha \sin \gamma}}$$

$$\tan \theta_2 = i\sqrt{\frac{\sin \alpha \sin \gamma}{\sin \beta \sin \delta}}$$

	θ_1	θ_2
$p_x \in \mathbb{R}^+, p_y \in \mathbb{R}^+$	$\ln \left \frac{\sqrt{\sin \alpha \sin \gamma} + \sqrt{\sin \beta \sin \delta}}{\sqrt{\sin \alpha \sin \gamma} - \sqrt{\sin \beta \sin \delta}} \right $	$\frac{\pi}{2} + \theta_1$
$p_y \in \mathbb{R}^+, p_z \in \mathbb{R}^+$	$-\frac{\pi}{2} + \ln \left \frac{\sqrt{\sin \alpha \sin \gamma} + \sqrt{\sin \beta \sin \delta}}{\sqrt{\sin \alpha \sin \gamma} - \sqrt{\sin \beta \sin \delta}} \right $	$\frac{\pi}{2} + \theta_1$
$p_z \in \mathbb{R}^+, p_w \in \mathbb{R}^+$	$\ln \left \frac{\sqrt{\sin \alpha \sin \gamma} + \sqrt{\sin \beta \sin \delta}}{\sqrt{\sin \alpha \sin \gamma} - \sqrt{\sin \beta \sin \delta}} \right $	$-\frac{\pi}{2} + \theta_1$
$p_w \in \mathbb{R}^+, p_x \in \mathbb{R}^+$	$\frac{\pi}{2} + \ln \left \frac{\sqrt{\sin \alpha \sin \gamma} + \sqrt{\sin \beta \sin \delta}}{\sqrt{\sin \alpha \sin \gamma} - \sqrt{\sin \beta \sin \delta}} \right $	$-\frac{\pi}{2} + \theta_1$

19 Conic II: finite solution

The condition on sector angles is

$$f_{22} \neq 0, f_{20} = 0, f_{02} \neq 0, f_{00} \neq 0 \Leftrightarrow \begin{cases} \alpha - \beta + \gamma - \delta \neq 0 \\ \alpha - \beta - \gamma + \delta = 0 \\ \alpha + \beta - \gamma - \delta \neq 0 \\ \alpha + \beta + \gamma + \delta \neq 2\pi \end{cases}$$

We could transfer the result for Conic I to Conic II from switching a strip:

$$(\alpha, \beta, \gamma, \delta, x, y, z, w) \rightarrow (\alpha, \beta, \pi - \gamma, \pi - \delta, x, -y^{-1}, -z, -w^{-1}) \quad (19)$$

Now:

$$\sigma = \frac{\alpha + \beta - \gamma - \delta}{2} + \pi$$

Another thing needs to be noted is the switch of branch 1 and branch 2 when switching a strip.

$$\begin{cases} x = p_x \cos t \\ y^{-1} = \text{sign}(\sigma - \pi) p_y \cos(t - \theta_1) \\ z = p_z \cos\left(t - \frac{\pi}{2}\right) \\ w^{-1} = \text{sign}(\sigma - \pi) p_w \cos(t - \theta_2) \end{cases} \quad (20)$$

$$p_x = \sqrt{\frac{\sin \alpha \sin \beta}{\sin \gamma \sin \delta} - 1}, \quad p_y = \sqrt{\frac{\sin \beta \sin \gamma}{\sin \delta \sin \alpha} - 1}$$

$$p_z = \sqrt{\frac{\sin \gamma \sin \delta}{\sin \alpha \sin \beta} - 1}, \quad p_w = \sqrt{\frac{\sin \delta \sin \alpha}{\sin \beta \sin \gamma} - 1}$$

Choice of t for real configurations	Branch 1	Branch 2
$p_x \in \mathbb{R}^+$ $p_z \in i\mathbb{R}^+$	$is, s \in (-\infty, 0)$ $\pi + is, s \in (-\infty, 0)$ when $xz \neq 0, xz > 0$ this branch is continuous at $x = \infty$ and ‘snaps’ at $x = 0$	$is, s \in (0, +\infty)$ $\pi + is, s \in (0, +\infty)$ when $xz \neq 0, xz < 0$ this branch is continuous at $x = \infty$ and ‘snaps’ at $x = 0$
$p_x \in i\mathbb{R}^+$ $p_z \in \mathbb{R}^+$	$\pi/2 + is, s \in (-\infty, 0)$ $3\pi/2 + is, s \in (-\infty, 0)$ when $xz \neq 0, xz > 0$ this branch is continuous at $x = \infty$ and ‘snaps’ at $x = 0$	$3\pi/2 + is, s \in (0, +\infty)$ $\pi/2 + is, s \in (0, +\infty)$ when $xz \neq 0, xz < 0$ this branch is continuous at $x = \infty$ and ‘snaps’ at $x = 0$

For the phase shift:

	θ_1	θ_2
$p_x \in \mathbb{R}^+, p_y \in \mathbb{R}^+$	$\ln \left \frac{\sqrt{\sin \alpha \sin \gamma} + \sqrt{\sin \beta \sin \delta}}{\sqrt{\sin \alpha \sin \gamma} - \sqrt{\sin \beta \sin \delta}} \right $	$\frac{\pi}{2} + \theta_1$
$p_y \in \mathbb{R}^+, p_z \in \mathbb{R}^+$	$-\frac{\pi}{2} + \ln \left \frac{\sqrt{\sin \alpha \sin \gamma} + \sqrt{\sin \beta \sin \delta}}{\sqrt{\sin \alpha \sin \gamma} - \sqrt{\sin \beta \sin \delta}} \right $	$\frac{\pi}{2} + \theta_1$
$p_z \in \mathbb{R}^+, p_w \in \mathbb{R}^+$	$\ln \left \frac{\sqrt{\sin \alpha \sin \gamma} + \sqrt{\sin \beta \sin \delta}}{\sqrt{\sin \alpha \sin \gamma} - \sqrt{\sin \beta \sin \delta}} \right $	$-\frac{\pi}{2} + \theta_1$
$p_w \in \mathbb{R}^+, p_x \in \mathbb{R}^+$	$\frac{\pi}{2} + \ln \left \frac{\sqrt{\sin \alpha \sin \gamma} + \sqrt{\sin \beta \sin \delta}}{\sqrt{\sin \alpha \sin \gamma} - \sqrt{\sin \beta \sin \delta}} \right $	$-\frac{\pi}{2} + \theta_1$

Please refer to the table below on how to determine the maximum sector angle from the range of amplitudes p_x, p_y, p_z, p_w .

	$\sigma < \pi$	$\sigma > \pi$
$\beta = \max(\alpha, \beta, \pi - \gamma, \pi - \delta)$	$\sin \alpha \sin \beta > \sin \gamma \sin \delta$ $\sin \beta \sin \gamma > \sin \delta \sin \alpha$ $\sin \alpha \sin \gamma > \sin \beta \sin \delta$	$\sin \alpha \sin \beta < \sin \gamma \sin \delta$ $\sin \beta \sin \gamma < \sin \delta \sin \alpha$ $\sin \alpha \sin \gamma > \sin \beta \sin \delta$
$\alpha = \max(\alpha, \beta, \pi - \gamma, \pi - \delta)$	$\sin \alpha \sin \beta > \sin \gamma \sin \delta$ $\sin \beta \sin \gamma < \sin \delta \sin \alpha$ $\sin \alpha \sin \gamma < \sin \beta \sin \delta$	$\sin \alpha \sin \beta < \sin \gamma \sin \delta$ $\sin \beta \sin \gamma > \sin \delta \sin \alpha$ $\sin \alpha \sin \gamma < \sin \beta \sin \delta$
$\pi - \delta = \max(\alpha, \beta, \pi - \gamma, \pi - \delta)$	$\sin \alpha \sin \beta < \sin \gamma \sin \delta$ $\sin \beta \sin \gamma < \sin \delta \sin \alpha$ $\sin \alpha \sin \gamma > \sin \beta \sin \delta$	$\sin \alpha \sin \beta > \sin \gamma \sin \delta$ $\sin \beta \sin \gamma > \sin \delta \sin \alpha$ $\sin \alpha \sin \gamma > \sin \beta \sin \delta$
$\pi - \gamma = \max(\alpha, \beta, \pi - \gamma, \pi - \delta)$	$\sin \alpha \sin \beta < \sin \gamma \sin \delta$ $\sin \beta \sin \gamma > \sin \delta \sin \alpha$ $\sin \alpha \sin \gamma < \sin \beta \sin \delta$	$\sin \alpha \sin \beta > \sin \gamma \sin \delta$ $\sin \beta \sin \gamma < \sin \delta \sin \alpha$ $\sin \alpha \sin \gamma < \sin \beta \sin \delta$

20 Conic III: finite solution

The condition on sector angles is

$$f_{22} \neq 0, f_{20} \neq 0, f_{02} = 0, f_{00} \neq 0 \Leftrightarrow \begin{cases} \alpha - \beta + \gamma - \delta \neq 0 \\ \alpha - \beta - \gamma + \delta \neq 0 \\ \alpha + \beta - \gamma - \delta = 0 \\ \alpha + \beta + \gamma + \delta \neq 2\pi \end{cases}$$

We could transfer the result for Conic I to Conic III from switching a strip:

$$(\alpha, \beta, \gamma, \delta, x, y, z, w) \rightarrow (\pi - \alpha, \beta, \gamma, \pi - \delta, -x^{-1}, y, -z^{-1}, -w) \quad (21)$$

Now:

$$\sigma = \frac{-\alpha + \beta + \gamma - \delta}{2} + \pi$$

and we could directly write the result for Conic III with a little careful checking on the signs of the expressions:

$$\begin{cases} x^{-1} = -p_x \cos t \\ y = \text{sign}(\pi - \sigma) p_y \cos(t - \theta_1) \\ z^{-1} = p_z \cos\left(t - \frac{\pi}{2}\right) \\ w = \text{sign}(\sigma - \pi) p_w \cos(t - \theta_2) \end{cases} \quad (22)$$

$$p_x = \sqrt{\frac{\sin \alpha \sin \beta}{\sin \gamma \sin \delta} - 1}, \quad p_y = \sqrt{\frac{\sin \beta \sin \gamma}{\sin \delta \sin \alpha} - 1}$$

$$p_z = \sqrt{\frac{\sin \gamma \sin \delta}{\sin \alpha \sin \beta} - 1}, \quad p_w = \sqrt{\frac{\sin \delta \sin \alpha}{\sin \beta \sin \gamma} - 1}$$

Choice of t for real configurations	Branch 1	Branch 2
$p_x \in \mathbb{R}^+$ $p_z \in i\mathbb{R}^+$	$is, s \in (0, +\infty)$ $\pi + is, s \in (0, +\infty)$ when $xz \neq 0, xz > 0$ this branch is continuous at $x = 0$ and ‘snaps’ at $x = \infty$	$is, s \in (-\infty, 0)$ $\pi + is, s \in (-\infty, 0)$ when $xz \neq 0, xz < 0$ this branch is continuous at $x = 0$ and ‘snaps’ at $x = \infty$
$p_x \in i\mathbb{R}^+$ $p_z \in \mathbb{R}^+$	$3\pi/2 + is, s \in (0, +\infty)$ $\pi/2 + is, s \in (0, +\infty)$ when $xz \neq 0, xz > 0$ this branch is continuous at $x = 0$ and ‘snaps’ at $x = \infty$	$\pi/2 + is, s \in (-\infty, 0)$ $3\pi/2 + is, s \in (-\infty, 0)$ when $xz \neq 0, xz < 0$ this branch is continuous at $x = 0$ and ‘snaps’ at $x = \infty$

For the phase shift:

	θ_1	θ_2
$p_x \in \mathbb{R}^+, p_y \in \mathbb{R}^+$	$\ln \left \frac{\sqrt{\sin \alpha \sin \gamma} + \sqrt{\sin \beta \sin \delta}}{\sqrt{\sin \alpha \sin \gamma} - \sqrt{\sin \beta \sin \delta}} \right $	$\frac{\pi}{2} + \theta_1$
$p_y \in \mathbb{R}^+, p_z \in \mathbb{R}^+$	$-\frac{\pi}{2} + \ln \left \frac{\sqrt{\sin \alpha \sin \gamma} + \sqrt{\sin \beta \sin \delta}}{\sqrt{\sin \alpha \sin \gamma} - \sqrt{\sin \beta \sin \delta}} \right $	$\frac{\pi}{2} + \theta_1$
$p_z \in \mathbb{R}^+, p_w \in \mathbb{R}^+$	$\ln \left \frac{\sqrt{\sin \alpha \sin \gamma} + \sqrt{\sin \beta \sin \delta}}{\sqrt{\sin \alpha \sin \gamma} - \sqrt{\sin \beta \sin \delta}} \right $	$-\frac{\pi}{2} + \theta_1$
$p_w \in \mathbb{R}^+, p_x \in \mathbb{R}^+$	$\frac{\pi}{2} + \ln \left \frac{\sqrt{\sin \alpha \sin \gamma} + \sqrt{\sin \beta \sin \delta}}{\sqrt{\sin \alpha \sin \gamma} - \sqrt{\sin \beta \sin \delta}} \right $	$-\frac{\pi}{2} + \theta_1$

Please refer to the table below on how to determine the maximum sector angle from the range of amplitudes p_x, p_y, p_z, p_w .

	$\sigma < \pi$	$\sigma > \pi$
$\beta = \max(\pi - \alpha, \beta, \gamma, \pi - \delta)$	$\sin \alpha \sin \beta > \sin \gamma \sin \delta$ $\sin \beta \sin \gamma > \sin \delta \sin \alpha$ $\sin \alpha \sin \gamma > \sin \beta \sin \delta$	$\sin \alpha \sin \beta < \sin \gamma \sin \delta$ $\sin \beta \sin \gamma < \sin \delta \sin \alpha$ $\sin \alpha \sin \gamma > \sin \beta \sin \delta$
$\pi - \alpha = \max(\pi - \alpha, \beta, \gamma, \pi - \delta)$	$\sin \alpha \sin \beta > \sin \gamma \sin \delta$ $\sin \beta \sin \gamma < \sin \delta \sin \alpha$ $\sin \alpha \sin \gamma < \sin \beta \sin \delta$	$\sin \alpha \sin \beta < \sin \gamma \sin \delta$ $\sin \beta \sin \gamma > \sin \delta \sin \alpha$ $\sin \alpha \sin \gamma < \sin \beta \sin \delta$
$\pi - \delta = \max(\pi - \alpha, \beta, \gamma, \pi - \delta)$	$\sin \alpha \sin \beta < \sin \gamma \sin \delta$ $\sin \beta \sin \gamma < \sin \delta \sin \alpha$ $\sin \alpha \sin \gamma > \sin \beta \sin \delta$	$\sin \alpha \sin \beta > \sin \gamma \sin \delta$ $\sin \beta \sin \gamma > \sin \delta \sin \alpha$ $\sin \alpha \sin \gamma > \sin \beta \sin \delta$
$\gamma = \max(\pi - \alpha, \beta, \gamma, \pi - \delta)$	$\sin \alpha \sin \beta < \sin \gamma \sin \delta$ $\sin \beta \sin \gamma > \sin \delta \sin \alpha$ $\sin \alpha \sin \gamma < \sin \beta \sin \delta$	$\sin \alpha \sin \beta > \sin \gamma \sin \delta$ $\sin \beta \sin \gamma < \sin \delta \sin \alpha$ $\sin \alpha \sin \gamma < \sin \beta \sin \delta$

21 Conic IV: real solution

The condition on sector angles is:

$$f_{22} \neq 0, f_{20} \neq 0, f_{02} \neq 0, f_{00} = 0 \Leftrightarrow \begin{cases} \alpha - \beta + \gamma - \delta \neq 0 \\ \alpha - \beta - \gamma + \delta \neq 0 \\ \alpha + \beta - \gamma - \delta \neq 0 \\ \alpha + \beta + \gamma + \delta = 2\pi \end{cases}$$

We could transfer the result for Conic I to Conic IV from switching two strips, continuing from Conic II or III:

$$(\alpha, \beta, \gamma, \delta, x, y, z, w) \rightarrow (\pi - \alpha, \beta, \pi - \gamma, \delta, -x^{-1}, -y^{-1}, z^{-1}, w^{-1}) \quad (23)$$

Now:

$$\sigma = \frac{-\alpha + \beta - \gamma + \delta}{2} + \pi$$

and we could directly write the result for Conic IV with a little careful checking on the signs of the expressions:

$$\begin{cases} x^{-1} = -p_x \cos t \\ y^{-1} = \text{sign}(\sigma - \pi)p_y \cos(t - \theta_1) \\ z^{-1} = p_z \cos\left(t + \frac{\pi}{2}\right) \\ w^{-1} = \text{sign}(\pi - \sigma)p_w \cos(t - \theta_2) \end{cases} \quad (24)$$

$$p_x = \sqrt{\frac{\sin \alpha \sin \beta}{\sin \gamma \sin \delta} - 1}, \quad p_y = \sqrt{\frac{\sin \beta \sin \gamma}{\sin \delta \sin \alpha} - 1}$$

$$p_z = \sqrt{\frac{\sin \gamma \sin \delta}{\sin \alpha \sin \beta} - 1}, \quad p_w = \sqrt{\frac{\sin \delta \sin \alpha}{\sin \beta \sin \gamma} - 1}$$

Choice of t for real configurations	Branch 1	Branch 2
$p_x \in \mathbb{R}^+$ $p_z \in i\mathbb{R}^+$	$is, s \in (-\infty, 0)$ $\pi + is, s \in (-\infty, 0)$ when $xz \neq 0, xz > 0$ this branch is continuous at $x = 0$ and ‘snaps’ at $x = \infty$	$is, s \in (0, +\infty)$ $\pi + is, s \in (0, +\infty)$ when $xz \neq 0, xz < 0$ this branch is continuous at $x = 0$ and ‘snaps’ at $x = \infty$
$p_x \in i\mathbb{R}^+$ $p_z \in \mathbb{R}^+$	$\pi/2 + is, s \in (-\infty, 0)$ $3\pi/2 + is, s \in (-\infty, 0)$ when $xz \neq 0, xz > 0$ this branch is continuous at $x = 0$ and ‘snaps’ at $x = \infty$	$3\pi/2 + is, s \in (0, +\infty)$ $\pi/2 + is, s \in (0, +\infty)$ when $xz \neq 0, xz < 0$ this branch is continuous at $x = 0$ and ‘snaps’ at $x = \infty$

For the phase shift:

	θ_1	θ_2
$p_x \in \mathbb{R}^+, p_y \in \mathbb{R}^+$	$\ln \left \frac{\sqrt{\sin \alpha \sin \gamma} + \sqrt{\sin \beta \sin \delta}}{\sqrt{\sin \alpha \sin \gamma} - \sqrt{\sin \beta \sin \delta}} \right $	$\frac{\pi}{2} + \theta_1$
$p_y \in \mathbb{R}^+, p_z \in \mathbb{R}^+$	$-\frac{\pi}{2} + \ln \left \frac{\sqrt{\sin \alpha \sin \gamma} + \sqrt{\sin \beta \sin \delta}}{\sqrt{\sin \alpha \sin \gamma} - \sqrt{\sin \beta \sin \delta}} \right $	$\frac{\pi}{2} + \theta_1$
$p_z \in \mathbb{R}^+, p_w \in \mathbb{R}^+$	$\ln \left \frac{\sqrt{\sin \alpha \sin \gamma} + \sqrt{\sin \beta \sin \delta}}{\sqrt{\sin \alpha \sin \gamma} - \sqrt{\sin \beta \sin \delta}} \right $	$-\frac{\pi}{2} + \theta_1$
$p_w \in \mathbb{R}^+, p_x \in \mathbb{R}^+$	$\frac{\pi}{2} + \ln \left \frac{\sqrt{\sin \alpha \sin \gamma} + \sqrt{\sin \beta \sin \delta}}{\sqrt{\sin \alpha \sin \gamma} - \sqrt{\sin \beta \sin \delta}} \right $	$-\frac{\pi}{2} + \theta_1$

Please refer to the table below on how to determine the maximum sector angle from the range of amplitudes p_x, p_y, p_z, p_w .

	$\sigma < \pi$	$\sigma > \pi$
$\beta = \max(\pi - \alpha, \beta, \pi - \gamma, \delta)$	$\sin \alpha \sin \beta > \sin \gamma \sin \delta$ $\sin \beta \sin \gamma > \sin \delta \sin \alpha$ $\sin \alpha \sin \gamma > \sin \beta \sin \delta$	$\sin \alpha \sin \beta < \sin \gamma \sin \delta$ $\sin \beta \sin \gamma < \sin \delta \sin \alpha$ $\sin \alpha \sin \gamma > \sin \beta \sin \delta$
$\pi - \alpha = \max(\pi - \alpha, \beta, \pi - \gamma, \delta)$	$\sin \alpha \sin \beta > \sin \gamma \sin \delta$ $\sin \beta \sin \gamma < \sin \delta \sin \alpha$ $\sin \alpha \sin \gamma < \sin \beta \sin \delta$	$\sin \alpha \sin \beta < \sin \gamma \sin \delta$ $\sin \beta \sin \gamma > \sin \delta \sin \alpha$ $\sin \alpha \sin \gamma < \sin \beta \sin \delta$
$\delta = \max(\pi - \alpha, \beta, \pi - \gamma, \delta)$	$\sin \alpha \sin \beta < \sin \gamma \sin \delta$ $\sin \beta \sin \gamma < \sin \delta \sin \alpha$ $\sin \alpha \sin \gamma > \sin \beta \sin \delta$	$\sin \alpha \sin \beta > \sin \gamma \sin \delta$ $\sin \beta \sin \gamma > \sin \delta \sin \alpha$ $\sin \alpha \sin \gamma > \sin \beta \sin \delta$
$\pi - \gamma = \max(\pi - \alpha, \beta, \pi - \gamma, \delta)$	$\sin \alpha \sin \beta < \sin \gamma \sin \delta$ $\sin \beta \sin \gamma > \sin \delta \sin \alpha$ $\sin \alpha \sin \gamma < \sin \beta \sin \delta$	$\sin \alpha \sin \beta > \sin \gamma \sin \delta$ $\sin \beta \sin \gamma < \sin \delta \sin \alpha$ $\sin \alpha \sin \gamma < \sin \beta \sin \delta$

22 Elliptic: finite solution

This is the most general case with no extra condition on the sector angles.

$$f_{22} \neq 0, f_{20} \neq 0, f_{02} \neq 0, f_{00} \neq 0 \Leftrightarrow \begin{cases} \alpha - \beta + \gamma - \delta \neq 0 \\ \alpha - \beta - \gamma + \delta \neq 0 \\ \alpha + \beta - \gamma - \delta \neq 0 \\ \alpha + \beta + \gamma + \delta \neq 2\pi \end{cases}$$

Similarly, let us start with Equation (8):

$$\begin{aligned} g(\alpha, \beta, \gamma, \delta, x, z) &= g_{22}x^2z^2 + g_{20}x^2 + g_{02}z^2 + g_{00} = 0 \\ g_{22} &= \sin(\sigma - \alpha - \delta) \sin(\sigma - \beta - \delta), \quad g_{20} = \sin(\sigma - \alpha) \sin(\sigma - \beta) \\ g_{02} &= -\sin(\sigma - \gamma) \sin(\sigma - \delta), \quad g_{00} = \sin \sigma \sin(\sigma - \alpha - \beta) \\ \sigma &= \frac{\alpha + \beta + \gamma + \delta}{2} \end{aligned}$$

Let

$$M = \frac{\sin \alpha \sin \beta \sin \gamma \sin \delta}{\sin(\sigma - \alpha) \sin(\sigma - \beta) \sin(\sigma - \gamma) \sin(\sigma - \delta)} \in (0, 1) \cup (1, +\infty) \quad (25)$$

If using the amplitudes p_x and p_z , from Section 5 we could see the above equation implies:

$$g(\alpha, \beta, \gamma, \delta, x, z) = (M - 1) \frac{x^2z^2}{p_x^2p_z^2} + \frac{x^2}{p_x^2} + \frac{z^2}{p_z^2} - 1 = 0 \quad (26)$$

Further,

$$\begin{aligned} f(\alpha, \beta, \gamma, \delta, x, y) &= f_{22}x^2y^2 + f_{20}x^2 + 2f_{11}xy + f_{02}y^2 + f_{00} = 0 \\ f_{22} &= \sin(\sigma - \beta) \sin(\sigma - \beta - \delta), \quad f_{20} = \sin(\sigma - \alpha) \sin(\sigma - \alpha - \delta) \\ f_{11} &= -\sin \alpha \sin \gamma, \quad f_{02} = \sin(\sigma - \gamma) \sin(\sigma - \gamma - \delta), \quad f_{00} = \sin \sigma \sin(\sigma - \delta) \end{aligned}$$

Divide by $\frac{\sin \sigma \sin(\sigma - \alpha - \delta) \sin(\sigma - \gamma - \delta)}{\sin(\sigma - \beta)}$:

$$f(\alpha, \beta, \gamma, \delta, x, y) = \left(\frac{\sin \alpha \sin \gamma}{\sin(\sigma - \alpha) \sin(\sigma - \gamma)} - 1 \right) \frac{x^2 y^2}{p_x^2 p_y^2} + \frac{x^2}{p_x^2} + \frac{y^2}{p_y^2} + \frac{\sin(\sigma - \beta) \sin(\sigma - \delta)}{\sin(\sigma - \alpha) \sin(\sigma - \gamma) - \sin \beta \sin \delta} - \frac{2 \sin \alpha \sin \gamma}{\sqrt{\sin(\sigma - \alpha) \sin(\sigma - \gamma) (\sin(\sigma - \alpha) \sin(\sigma - \gamma) - \sin \beta \sin \delta)}} \frac{xy}{p_x p_y} = 0 \quad (27)$$

hence

$$f(\beta, \alpha, \delta, \gamma, x, w) = \left(\frac{\sin \beta \sin \delta}{\sin(\sigma - \beta) \sin(\sigma - \delta)} - 1 \right) \frac{x^2 y^2}{p_x^2 p_w^2} + \frac{x^2}{p_x^2} + \frac{w^2}{p_w^2} + \frac{\sin(\sigma - \alpha) \sin(\sigma - \gamma)}{\sin(\sigma - \beta) \sin(\sigma - \delta) - \sin \alpha \sin \beta} - \frac{2 \sin \beta \sin \delta}{\sqrt{\sin(\sigma - \beta) \sin(\sigma - \delta) (\sin(\sigma - \beta) \sin(\sigma - \delta) - \sin \alpha \sin \beta)}} \frac{xy}{p_x p_w} = 0 \quad (28)$$

It has the parametrization using the **elliptic functions** defined below. Let us start with a brief introduction. For a more complete handbook on elliptic functions we refer to this website <https://functions.wolfram.com/EllipticFunctions/>.

Consider a simple in-plane pendulum where a heavy object is attached to one end of a light inextensible string with length l . The other end of the rod is attached to a fixed point. The gravitational acceleration is g . The governing equation on the angular displacement θ with respect to time t , as we are already familiar with, has the form of

$$\frac{d^2 \theta}{dt^2} + \omega^2 \sin \theta = 0, \quad \omega = \sqrt{\frac{g}{l}}$$

If we release this pendulum at angular displacement $\alpha \in \left(0, \frac{\pi}{2}\right)$, the Hamiltonian (mechanical energy) being conserved implies that:

$$\frac{d\theta^2}{dt} = 2\omega^2(\cos \theta - \cos \alpha), \quad \theta \in [-\alpha, \alpha]$$

The time it takes to reach angular displacement $\phi \in [-\alpha, \alpha]$ will be

$$t \Big|_{\alpha}^{\phi} = \frac{1}{\omega} \int_0^{\phi} \frac{d\theta}{\sqrt{2(\cos \theta - \cos \alpha)}} = \frac{1}{2\omega} \int_0^{\phi} \frac{d\theta}{\sqrt{\sin^2 \frac{\alpha}{2} - \sin^2 \frac{\theta}{2}}}$$

Let

$$\psi = \arcsin\left(k^{-1} \sin \frac{\theta}{2}\right), \quad \psi \in \left[-\frac{\pi}{2}, \frac{\pi}{2}\right], \quad k = \sin \frac{\alpha}{2} \in \left[0, \frac{\sqrt{2}}{2}\right]$$

We could see that:

$$\frac{d\psi}{d\theta} = \frac{\sqrt{1 - k^2 \sin^2 \psi}}{2k \cos \psi}, \quad \frac{d\theta}{d\psi} = \frac{2k \cos \psi}{\sqrt{1 - k^2 \sin^2 \psi}}$$

and

$$t \Big|_{\alpha}^{\phi} = \frac{1}{\omega} \int_0^{\arcsin(k^{-1} \sin \frac{\phi}{2})} \frac{dx}{\sqrt{1 - k^2 \sin^2 x}}$$

Consider the *first kind of elliptic integral* in the form below:

$$x(y) = \int_0^y \frac{d\psi}{\sqrt{1 - k^2 \sin^2 \psi}}, \quad k \in (0, 1)$$

The quarter period K is:

$$K(k) = \int_0^{\frac{\pi}{2}} \frac{d\psi}{\sqrt{1 - k^2 \sin^2 \psi}}$$

The *Jacobian elliptic functions* are:

$$\operatorname{sn}(x; k) = \sin y$$

$$\operatorname{cn}(x; k) = \cos y$$

$$\operatorname{dn}(x; k) = \sqrt{1 - k^2 \sin^2 y}$$

We list all the helpful identities here:

$$\left\{ \begin{array}{l} \operatorname{sn}(x; 0) = \sin x \\ \operatorname{cn}(x; 0) = \cos x \\ \operatorname{dn}(x; 0) = 1 \\ K(0) = \frac{\pi}{2} \end{array} \right\}, \quad \left\{ \begin{array}{l} \operatorname{sn}(x; 1) = \tanh x \\ \operatorname{cn}(x; 1) = \frac{1}{\cosh x} \\ \operatorname{dn}(x; 1) = \frac{1}{\cosh x} \\ K(1) = +\infty \end{array} \right\}, \quad x \in \mathbb{R}$$

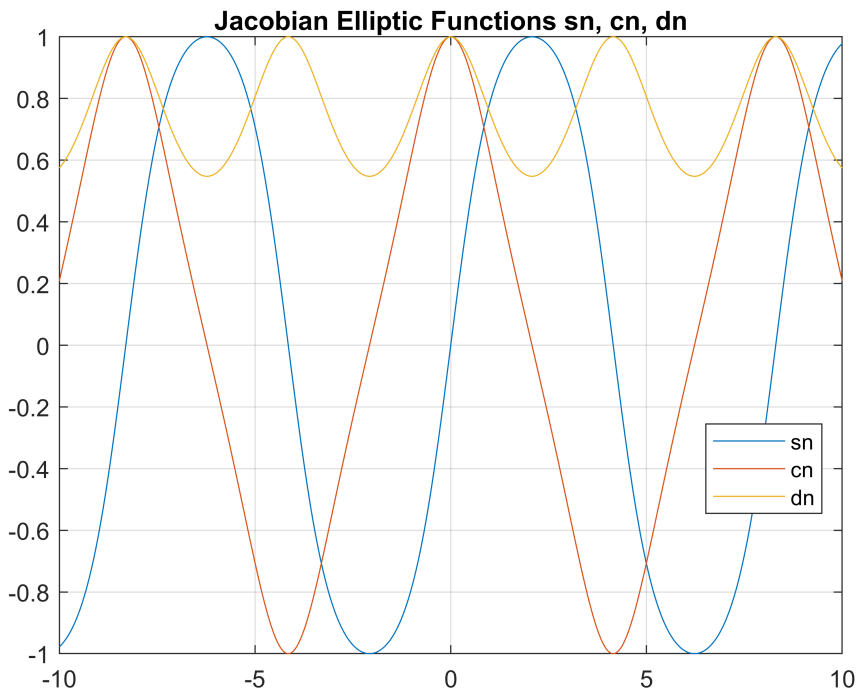


Figure 3: Jacobian elliptic functions sn, cn, dn when $k^2 = 0.7$.

Let $k' = \sqrt{1 - k^2}$:

$$\begin{cases} \text{sn}(0) = 0 \\ \text{cn}(0) = 1 \\ \text{dn}(0) = 0 \end{cases}, \begin{cases} \text{sn}(K) = 1 \\ \text{cn}(K) = 0 \\ \text{dn}(K) = k' \end{cases}, \begin{cases} \text{sn}(x + 2K) = -\text{sn}(x) \\ \text{cn}(x + 2K) = -\text{cn}(x) \end{cases}, \begin{cases} \text{sn}(x + 4K) = \text{sn}(x) \\ \text{cn}(x + 4K) = \text{cn}(x) \\ \text{dn}(x + 2K) = \text{dn}(x) \end{cases}$$

$$\begin{cases} \text{sn}^2(x) + \text{cn}^2(x) = 1 \\ k^2 \text{sn}^2(x) + \text{dn}^2(x) = 1 \end{cases}, \begin{cases} \text{sn}(-x) = -\text{sn}(x) \\ \text{cn}(-x) = \text{cn}(x) \\ \text{dn}(-x) = \text{dn}(x) \end{cases}, \quad x \in \mathbb{R}$$

The addition formulas:

$$\begin{cases} \operatorname{sn}(x+y) = \frac{\operatorname{sn}(x)\operatorname{cn}(y)\operatorname{dn}(y) + \operatorname{sn}(y)\operatorname{cn}(x)\operatorname{dn}(x)}{1 - k^2\operatorname{sn}^2(x)\operatorname{sn}^2(y)} \\ \operatorname{cn}(x+y) = \frac{\operatorname{cn}(x)\operatorname{cn}(y) - \operatorname{sn}(x)\operatorname{sn}(y)\operatorname{dn}(x)\operatorname{dn}(y)}{1 - k^2\operatorname{sn}^2(x)\operatorname{sn}^2(y)} \\ \operatorname{dn}(x+y) = \frac{\operatorname{dn}(x)\operatorname{dn}(y) - k^2\operatorname{sn}(x)\operatorname{sn}(y)\operatorname{cn}(x)\operatorname{cn}(y)}{1 - k^2\operatorname{sn}^2(x)\operatorname{sn}^2(y)} \end{cases}, \quad x \in \mathbb{R}$$

so that

$$\begin{cases} \operatorname{sn}(x+K) = \frac{\operatorname{cn}(x)}{\operatorname{dn}(x)} \\ \operatorname{cn}(x+K) = -\frac{k'\operatorname{sn}(x)}{\operatorname{dn}(x)}, \quad x \in \mathbb{R} \\ \operatorname{dn}(x+K) = \frac{k'}{\operatorname{dn}(x)} \end{cases}$$

The Jacobian elliptic functions admit an extension to the complex field, which can be computed using the addition formulas on $\operatorname{sn}(x+iy)$, $\operatorname{cn}(x+iy)$, $\operatorname{dn}(x+iy)$.

$$\begin{cases} \operatorname{sn}(ix; k) = i \frac{\operatorname{sn}(x; k')}{\operatorname{cn}(x; k')} \\ \operatorname{cn}(ix; k) = \frac{1}{\operatorname{cn}(x; k')} \\ \operatorname{dn}(ix; k) = \frac{\operatorname{dn}(x; k')}{\operatorname{cn}(x; k')} \\ K' = K(k') \end{cases}, \quad x \in \mathbb{R}$$

Proposition 5. Consider the parametrization of Equation (26), Equation (27) and Equation (28).

[1] When $M \in (1, +\infty)$:

$$\frac{k^2}{1-k^2} \operatorname{cn}^2 t \operatorname{cn}^2(t+K) + \operatorname{cn}^2 t + \operatorname{cn}^2(t+K) - 1 = 0$$

$$k = \sqrt{1 - \frac{1}{M}}$$

That is to say for Equation (26):

$$x = p_x \operatorname{cn} t, \quad z = p_z \operatorname{cn}(t+K)$$

[2] When $M \in (0, 1)$:

$$-k^2 \operatorname{sn}^2 t \operatorname{sn}^2(t+K) + \operatorname{sn}^2 t + \operatorname{sn}^2(t+K) - 1 = 0$$

$$k = \sqrt{1-M}$$

That is to say for Equation (26):

$$x = p_x \operatorname{sn} t, \quad z = p_z \operatorname{sn}(t+K)$$

[3] When $M \in (1, +\infty)$ and $\pi - \sigma > 0$:

$$\frac{k^2 \operatorname{sn}^2 \theta_1}{\operatorname{dn}^2 \theta_1} \operatorname{cn}^2 t \operatorname{cn}^2(t - \theta_1) + \operatorname{cn}^2 t - \frac{2 \operatorname{cn} \theta_1}{\operatorname{dn}^2 \theta_1} \operatorname{cn} t \operatorname{cn}(t - \theta_1) + \operatorname{cn}^2(t - \theta_1) + \frac{(k^2 - 1) \operatorname{sn}^2 \theta_1}{\operatorname{dn}^2 \theta_1} = 0$$

$$k = \sqrt{1 - \frac{1}{M}}$$

Hence for the parametrization of Equation (27) when $\alpha + \gamma < \sigma$:

$$\begin{cases} \frac{k^2 \operatorname{sn}^2 \theta_1}{\operatorname{dn}^2 \theta_1} = \frac{\sin \alpha \sin \gamma}{\sin(\sigma - \alpha) \sin(\sigma - \gamma)} - 1 \\ \frac{\operatorname{cn} \theta_1}{\operatorname{dn}^2 \theta_1} = \frac{\sin \alpha \sin \gamma}{\sqrt{\sin(\sigma - \alpha) \sin(\sigma - \gamma) (\sin(\sigma - \alpha) \sin(\sigma - \gamma) - \sin \beta \sin \delta)}} \\ \frac{(k^2 - 1) \operatorname{sn}^2 \theta_1}{\operatorname{dn}^2 \theta_1} = \frac{\sin(\sigma - \beta) \sin(\sigma - \delta)}{\sin(\sigma - \alpha) \sin(\sigma - \gamma) - \sin \beta \sin \delta} \end{cases}$$

The above equation determines θ_1 in the form of:

$$\operatorname{dn} \theta_1 = \sqrt{\frac{\sin(\sigma - \alpha) \sin(\sigma - \gamma)}{\sin \alpha \sin \gamma}}, \quad \theta_1 \in (0, iK') \text{ when } \alpha + \gamma < \sigma$$

When $\alpha + \gamma > \sigma$, we need to do the following transformation:

$$(\alpha, \beta, \gamma, \delta, x, y, z, w) \rightarrow (\delta, \alpha, \beta, \gamma, w, x, y, z)$$

and we could find

$$\operatorname{dn} \theta_1 = \sqrt{\frac{\sin(\sigma - \beta) \sin(\sigma - \delta)}{\sin \beta \sin \delta}}, \quad \theta_1 \in (0, iK') \text{ when } \alpha + \gamma > \sigma$$

Note that when $\pi - \sigma < 0$ there is a sign change, which is shown in the final expression.

[4] When $M \in (0, 1)$ and $\pi - \sigma > 0$:

$$-k^2 \operatorname{sn}^2 \theta_1 \operatorname{sn}^2 t \operatorname{sn}^2(t - \theta_1) + \operatorname{sn}^2 t - 2 \operatorname{cn} \theta_1 \operatorname{dn} \theta_1 \operatorname{sn} t \operatorname{sn}(t - \theta_1) + \operatorname{sn}^2(t - \theta_1) - \operatorname{sn}^2 \theta_1 = 0$$

$$k = \sqrt{1 - M}$$

Hence for the parametrization of Equation (27), when $\alpha + \gamma > \sigma$:

$$\begin{cases} -k^2 \operatorname{sn}^2 \theta_1 = \frac{\sin \alpha \sin \gamma}{\sin(\sigma - \alpha) \sin(\sigma - \gamma)} - 1 \\ \operatorname{cn} \theta_1 \operatorname{dn} \theta_1 = \frac{\sin \alpha \sin \gamma}{\sqrt{\sin(\sigma - \alpha) \sin(\sigma - \gamma) (\sin(\sigma - \alpha) \sin(\sigma - \gamma) - \sin \beta \sin \delta)}} \\ -\operatorname{sn}^2 \theta_1 = \frac{\sin(\sigma - \beta) \sin(\sigma - \delta)}{\sin(\sigma - \alpha) \sin(\sigma - \gamma) - \sin \beta \sin \delta} \end{cases}$$

The above equation determines θ_1 in the form of:

$$\operatorname{dn} \theta_1 = \sqrt{\frac{\sin \alpha \sin \gamma}{\sin(\sigma - \alpha) \sin(\sigma - \gamma)}}, \quad \theta_1 \in (0, iK') \quad \text{when } \alpha + \gamma > \sigma$$

When $\alpha + \gamma < \sigma$, we need to do the following transformation:

$$(\alpha, \beta, \gamma, \delta, x, y, z, w) \rightarrow (\delta, \alpha, \beta, \gamma, w, x, y, z)$$

and we could find

$$\operatorname{dn} \theta_1 = \sqrt{\frac{\sin(\sigma - \beta) \sin(\sigma - \delta)}{\sin \beta \sin \delta}}, \quad \theta_1 \in (0, iK') \quad \text{when } \alpha + \gamma < \sigma$$

Note that when $\pi - \sigma < 0$ there is a sign change, which is shown in the final expression.

1. and [2] can be verified by direct calculation. [3] and [4] could be proved by rewritten the addition formulas.

$$\operatorname{cn}(t - \theta_1) = \frac{\operatorname{cn}(t) \operatorname{cn}(\theta_1) + \operatorname{sn}(t) \operatorname{sn}(\theta_1) \operatorname{dn}(t) \operatorname{dn}(\theta_1)}{1 - k^2 \operatorname{sn}^2(t) \operatorname{sn}^2(\theta_1)}$$

$$\operatorname{cn}(t) = \frac{\operatorname{cn}(t - \theta_1) \operatorname{cn}(\theta_1) - \operatorname{sn}(t - \theta_1) \operatorname{sn}(\theta_1) \operatorname{dn}(t - \theta_1) \operatorname{dn}(\theta_1)}{1 - k^2 \operatorname{sn}^2(t - \theta_1) \operatorname{sn}^2(\theta_1)}$$

Let $u = \text{cnt}$, $v = \text{cn}(t - \theta_1)$, and reform them into polynomials:

$$\begin{aligned} ([1 - k^2(1 - u^2)\text{sn}^2\theta_1]v - u\text{cn}\theta_1)^2 - (1 - u^2)\text{sn}^2\theta_1(1 - k^2 + k^2u^2)\text{dn}^2\theta_1 &= 0 \\ ([1 - k^2(1 - v^2)\text{sn}^2\theta_1]u - v\text{cn}\theta_1)^2 - (1 - v^2)\text{sn}^2\theta_1(1 - k^2 + k^2v^2)\text{dn}^2\theta_1 &= 0 \end{aligned}$$

Subtract them and divide by $k^2\text{sn}^2\theta_1\text{dn}^2\theta_1(u^2 - v^2)$ we would obtain (3). Further,

$$\begin{aligned} \text{sn}(t - \theta_1) &= \frac{\text{sntcn}\theta_1\text{dn}\theta_1 - \text{sn}\theta_1\text{cntdn}t}{1 - k^2\text{sn}^2t\text{sn}^2\theta_1} \\ \text{snt} &= \frac{\text{sn}(t - \theta_1)\text{cn}\theta_1\text{dn}\theta_1 + \text{sn}\theta_1\text{cn}(t - \theta_1)\text{dn}(t - \theta_1)}{1 - k^2\text{sn}^2(t - \theta_1)\text{sn}^2\theta_1} \end{aligned}$$

Let $u = \text{snt}$, $v = \text{sn}(t - \theta_1)$, and reform them into polynomials:

$$\begin{aligned} ([1 - k^2u^2\text{sn}^2\theta_1]v - u\text{cn}\theta_1\text{dn}\theta_1)^2 - \text{sn}^2\theta_1(1 - u^2)(1 - k^2u^2) &= 0 \\ ([1 - k^2v^2\text{sn}^2\theta_1]u - v\text{cn}\theta_1\text{dn}\theta_1)^2 - \text{sn}^2\theta_1(1 - v^2)(1 - k^2v^2) &= 0 \end{aligned}$$

Subtract them and divide by $k^2\text{sn}^2\theta_1(u^2 - v^2)$ we would obtain (4). □

Similar to the derivation in Conic I, it is still necessary to clarify the magnitudes of α , β , γ , δ .

Proposition 6. The relation between the magnitudes of α , β , γ , δ and the signs of amplitudes p_x , p_y , p_z , p_w . Note that $\max = \max(\alpha, \beta, \gamma, \delta)$. $\min = \min(\alpha, \beta, \gamma, \delta)$.

$$\max + \min > \sigma \Leftrightarrow \text{sign}(\pi - \sigma)(M - 1) > 0$$

$$\max + \min < \sigma \Leftrightarrow \text{sign}(\pi - \sigma)(M - 1) < 0$$

[1] $\text{sign}(\pi - \sigma)(M - 1) > 0$ and $\alpha + \gamma < \sigma$ imply $\beta = \max$ or $\delta = \max$:

$$[a] \beta = \max \Leftrightarrow \alpha\beta > (\sigma - \alpha)(\sigma - \beta), \beta\gamma > (\sigma - \beta)(\sigma - \gamma)$$

$$[b] \delta = \max \Leftrightarrow \alpha\beta < (\sigma - \alpha)(\sigma - \beta), \beta\gamma < (\sigma - \beta)(\sigma - \gamma)$$

[2] $\text{sign}(\pi - \sigma)(M - 1) > 0$ and $\alpha + \gamma > \sigma$ imply $\alpha = \max$ or $\gamma = \max$:

$$[a] \alpha = \max \Leftrightarrow \alpha\beta > (\sigma - \alpha)(\sigma - \beta), \beta\gamma < (\sigma - \beta)(\sigma - \gamma)$$

$$[b] \gamma = \max \Leftrightarrow \alpha\beta < (\sigma - \alpha)(\sigma - \beta), \beta\gamma > (\sigma - \beta)(\sigma - \gamma)$$

[3] $\text{sign}(\pi - \sigma)(M - 1) < 0$ and $\alpha + \gamma > \sigma$ imply $\beta = \min$ or $\delta = \min$:

$$[a] \beta = \min \Leftrightarrow \alpha\beta < (\sigma - \alpha)(\sigma - \beta), \beta\gamma < (\sigma - \beta)(\sigma - \gamma)$$

$$[b] \delta = \min \Leftrightarrow \alpha\beta > (\sigma - \alpha)(\sigma - \beta), \beta\gamma > (\sigma - \beta)(\sigma - \gamma)$$

[4] $\text{sign}(\pi - \sigma)(M - 1) < 0$ and $\alpha + \gamma < \sigma$ imply $\alpha = \min$ or $\gamma = \min$:

$$[a] \alpha = \min \Leftrightarrow \alpha\beta < (\sigma - \alpha)(\sigma - \beta), \beta\gamma > (\sigma - \beta)(\sigma - \gamma)$$

$$[b] \gamma = \min \Leftrightarrow \alpha\beta > (\sigma - \alpha)(\sigma - \beta), \beta\gamma < (\sigma - \beta)(\sigma - \gamma)$$

Now we are ready to give the solutions for both the real and complexified configuration space.

If $M > 1$:

$$\begin{cases} x = p_x \text{cn}(t; k) \\ y = \text{sign}(\pi - \sigma) p_y \text{cn}(t - \theta_1; k) \\ z = p_z \text{cn}(t + K; k) \\ w = \text{sign}(\pi - \sigma) p_w \text{cn}(t - \theta_2; k) \end{cases}, \begin{cases} k = \sqrt{1 - \frac{1}{M}}, \quad k' = \sqrt{\frac{1}{M}} \\ K = \int_0^{\frac{\pi}{2}} \frac{d\psi}{\sqrt{1 - k^2 \sin^2 \psi}} \end{cases}$$

To calculate s with x :

$$\text{cn}(is; k) = \frac{1}{\text{cn}(s; k')}, \quad \text{cn}(K + is; k) = -ik' \frac{\text{sn}(s; k')}{\text{dn}(s; k')}$$

Choice of t for real configurations	Branch 1	Branch 2
$p_x \in \mathbb{R}^+$ $p_z \in i\mathbb{R}^+$	$is, s \in (0, +\infty)$ $2K + is, s \in (0, +\infty)$ when $xz \neq 0, xz > 0$ this branch 'snaps' at $x = \infty$ and 'snaps' at $x = 0$	$is, s \in (-\infty, 0)$ $2K + is, s \in (-\infty, 0)$ when $xz \neq 0, xz < 0$ this branch 'snaps' at $x = \infty$ and 'snaps' at $x = 0$
$p_x \in i\mathbb{R}^+$ $p_z \in \mathbb{R}^+$	$3K + is, s \in (0, +\infty)$ $K + is, s \in (0, +\infty)$ when $xz \neq 0, xz > 0$ this branch 'snaps' at $x = \infty$ and 'snaps' at $x = 0$	$K + is, s \in (-\infty, 0)$ $3K + is, s \in (-\infty, 0)$ when $xz \neq 0, xz < 0$ this branch 'snaps' at $x = \infty$ and 'snaps' at $x = 0$

for phase shift:

	θ_1	θ_2
$p_x \in \mathbb{R}^+, p_y \in \mathbb{R}^+$	$idc^{-1} \left(\sqrt{\frac{\sin(\sigma - \alpha) \sin(\sigma - \gamma)}{\sin \alpha \sin \gamma}}; k' \right)$	$K + \theta_1$
$p_y \in \mathbb{R}^+, p_z \in \mathbb{R}^+$	$-K + idc^{-1} \left(\sqrt{\frac{\sin(\sigma - \beta) \sin(\sigma - \delta)}{\sin \beta \sin \delta}}; k' \right)$	$K + \theta_1$
$p_z \in \mathbb{R}^+, p_w \in \mathbb{R}^+$	$idc^{-1} \left(\sqrt{\frac{\sin(\sigma - \alpha) \sin(\sigma - \gamma)}{\sin \alpha \sin \gamma}}; k' \right)$	$-K + \theta_1$
$p_w \in \mathbb{R}^+, p_x \in \mathbb{R}^+$	$K + idc^{-1} \left(\sqrt{\frac{\sin(\sigma - \beta) \sin(\sigma - \delta)}{\sin \beta \sin \delta}}; k' \right)$	$-K + \theta_1$

$$\operatorname{dn} \theta_1 = \frac{\operatorname{dn}(\theta'_1; k')}{\operatorname{cn}(\theta'_1; k')} = \operatorname{dc}(\theta'_1; k') \text{ when } \theta_1 \in (0, iK')$$

If $M < 1$:

$$\begin{cases} x = p_x \operatorname{sn}(t; k) \\ y = \operatorname{sign}(\pi - \sigma) p_y \operatorname{sn}(t - \theta_1; k) \\ z = p_z \operatorname{sn}(t + K; k) \\ w = \operatorname{sign}(\pi - \sigma) p_w \operatorname{sn}(t - \theta_2; k) \end{cases}, \begin{cases} k = \sqrt{1 - M}, k' = \sqrt{M} \\ K = \int_0^{\frac{\pi}{2}} \frac{d\psi}{\sqrt{1 - k^2 \sin^2 \psi}} \end{cases}$$

To calculate s with x :

$$\operatorname{sn}(K + is; k) = \frac{1}{\operatorname{dn}(s; k')}, \quad \operatorname{sn}(is; k) = i \frac{\operatorname{sn}(s; k')}{\operatorname{cn}(s; k')}$$

Choice of t for real configurations	Branch 1	Branch 2
$p_x \in \mathbb{R}^+$ $p_z \in i\mathbb{R}^+$	$K + is, s \in (0, +\infty)$ $3K + is, s \in (0, +\infty)$ when $xz \neq 0, xz > 0$ this branch ‘snaps’ at $x = \infty$ and ‘snaps’ at $x = 0$	$K + is, s \in (-\infty, 0)$ $3K + is, s \in (-\infty, 0)$ when $xz \neq 0, xz < 0$ this branch ‘snaps’ at $x = \infty$ and ‘snaps’ at $x = 0$
$p_x \in i\mathbb{R}^+$ $p_z \in \mathbb{R}^+$	$is, s \in (0, +\infty)$ $2K + is, s \in (0, +\infty)$ when $xz \neq 0, xz > 0$ this branch ‘snaps’ at $x = \infty$ and ‘snaps’ at $x = 0$	$2K + is, s \in (-\infty, 0)$ $is, s \in (-\infty, 0)$ when $xz \neq 0, xz < 0$ this branch ‘snaps’ at $x = \infty$ and ‘snaps’ at $x = 0$

for phase shift:

	θ_1	θ_2
$p_x \in \mathbb{R}^+, p_y \in \mathbb{R}^+$	$idc^{-1} \left(\sqrt{\frac{\sin \alpha \sin \gamma}{\sin(\sigma - \alpha) \sin(\sigma - \gamma)}}; k' \right)$	$K + \theta_1$
$p_y \in \mathbb{R}^+, p_z \in \mathbb{R}^+$	$-K + idc^{-1} \left(\sqrt{\frac{\sin \beta \sin \delta}{\sin(\sigma - \beta) \sin(\sigma - \delta)}}; k' \right)$	$K + \theta_1$
$p_z \in \mathbb{R}^+, p_w \in \mathbb{R}^+$	$idc^{-1} \left(\sqrt{\frac{\sin \alpha \sin \gamma}{\sin(\sigma - \alpha) \sin(\sigma - \gamma)}}; k' \right)$	$-K + \theta_1$
$p_w \in \mathbb{R}^+, p_x \in \mathbb{R}^+$	$K + idc^{-1} \left(\sqrt{\frac{\sin \beta \sin \delta}{\sin(\sigma - \beta) \sin(\sigma - \delta)}}; k' \right)$	$-K + \theta_1$

where

$$dn\theta_1 = \frac{dn(\theta'_1; k')}{cn(\theta'_1; k')} = dc(\theta'_1; k') \text{ when } \theta_1 \in (0, iK')$$

The results in Elliptic I and Elliptic II are formally symmetric, and have a good correspondence with Deltoid II, Conic I, Conic II and Conic III.

23 Orthodiagonal: finite solution

The condition on sector angles is:

$$f_{22} \neq 0, f_{20} \neq 0, f_{02} \neq 0, f_{00} \neq 0 \Leftrightarrow \begin{cases} \alpha - \beta + \gamma - \delta \neq 0 \\ \alpha - \beta - \gamma + \delta \neq 0 \\ \alpha + \beta - \gamma - \delta \neq 0 \\ \alpha + \beta + \gamma + \delta \neq 2\pi \end{cases}$$

and

$$\cos \alpha \cos \gamma = \cos \beta \cos \delta \Leftrightarrow \sin(\sigma - \alpha) \sin(\sigma - \gamma) = \sin(\sigma - \beta) \sin(\sigma - \delta)$$

From the helpful identities listed in Proposition 3, we have the following simplified Equations (6):

$$\begin{aligned} f(\alpha, \beta, \gamma, \delta, x, y) &= f_{22}x^2y^2 + f_{20}x^2 + 2f_{11}xy + f_{02}y^2 + f_{00} = 0 \\ f_{22} &= \sin(\sigma - \beta) \sin(\sigma - \beta - \delta) = \frac{\sin(\beta - \alpha) \sin(\beta - \gamma)}{2 \cos \beta} \\ f_{20} &= \sin(\sigma - \alpha) \sin(\sigma - \alpha - \delta) = \frac{\sin(\beta - \alpha) \sin(\beta + \gamma)}{2 \cos \beta} \\ f_{11} &= -\sin \alpha \sin \gamma \\ f_{02} &= \sin(\sigma - \gamma) \sin(\sigma - \gamma - \delta) = \frac{\sin(\beta + \alpha) \sin(\beta - \gamma)}{2 \cos \beta} \\ f_{00} &= \sin \sigma \sin(\sigma - \delta) = \frac{\sin(\beta + \alpha) \sin(\beta + \gamma)}{2 \cos \beta} \\ \sigma &= \frac{\alpha + \beta + \gamma + \delta}{2} \end{aligned}$$

That is to say x and y are separable:

$$f = 0 \Leftrightarrow \left(\sin(\beta - \alpha)x + \frac{\sin(\beta + \alpha)}{x} \right) \left(\sin(\beta - \gamma)y + \frac{\sin(\beta + \gamma)}{y} \right) = 4 \sin \alpha \sin \gamma \cos \beta$$

In the parametrized expression, we could obtain $\cos \alpha \cos \gamma = \cos \beta \cos \delta \Rightarrow M < 1$, since

$$\begin{aligned} 1 - M &= \frac{-\sin \sigma \sin(\sigma - \alpha - \beta) \sin(\sigma - \alpha - \gamma) \sin(\sigma - \beta - \gamma)}{\sin(\sigma - \alpha) \sin(\sigma - \beta) \sin(\sigma - \gamma) \sin(\sigma - \delta)} \\ &= \frac{(\cos(\alpha - \beta) - \cos(\alpha - \beta))(\cos(\alpha + \beta) - \cos(\alpha + \beta))}{4} \\ &= \left(\frac{\sin \alpha \sin \gamma - \sin \beta \sin \delta}{\sin \alpha \sin \gamma + \sin \beta \sin \delta} \right)^2 \end{aligned}$$

and

$$k = \sqrt{1 - M} = \frac{|\sin \alpha \sin \gamma - \sin \beta \sin \delta|}{\sin \alpha \sin \gamma + \sin \beta \sin \delta}$$

Further we could say that θ'_1 is half of the quarter period K' of elliptic functions with modulus k' :

$$\theta'_1 = \frac{K'}{2}$$

This is because for half-quarter-periods

$$\operatorname{dc} \left(\frac{K'}{2}; k' \right) = \sqrt{1 + k}$$

If $\sin \alpha \sin \gamma > \sin \beta \sin \delta$,

$$\operatorname{dc} \left(\frac{K'}{2}; k' \right) = \sqrt{\frac{2 \sin \alpha \sin \gamma}{\sin \alpha \sin \gamma + \sin \beta \sin \delta}} = \sqrt{\frac{\sin \alpha \sin \gamma}{\sin(\sigma - \alpha) \sin(\sigma - \gamma)}}$$

If $\sin \alpha \sin \gamma < \sin \beta \sin \delta$,

$$\operatorname{dc} \left(\frac{K'}{2}; k' \right) = \sqrt{\frac{2 \sin \beta \sin \delta}{\sin \alpha \sin \gamma + \sin \beta \sin \delta}} = \sqrt{\frac{\sin \beta \sin \delta}{\sin(\sigma - \beta) \sin(\sigma - \delta)}}$$

24 Square: solution at infinity

The condition on sector angles is:

$$f_{22} = 0, f_{20} = 0, f_{02} = 0, f_{00} = 0 \Leftrightarrow \alpha = \beta = \gamma = \delta = \pi/2$$

which means:

$$\begin{cases} x_1 y_1 x_2 y_2 = 0 \\ x_1 w_1 x_2 w_2 = 0 \\ x_1^2 z_2^2 - x_2^2 z_1^2 = 0 \\ y_1^2 w_2^2 - y_2^2 w_1^2 = 0 \end{cases} \Rightarrow \begin{cases} x_1 \neq 0, x_2 = 0 \\ z_1 \neq 0, z_2 = 0 \\ w = \pm y \end{cases} \quad \text{or} \quad \begin{cases} y_1 \neq 0, y_2 = 0 \\ w_1 \neq 0, w_2 = 0 \\ x = \pm z \end{cases}$$

$$\Rightarrow \begin{cases} x = \infty \\ z = \infty \\ w = \pm y \end{cases} \quad \text{or} \quad \begin{cases} y = \infty \\ w = \infty \\ x = \pm z \end{cases}$$

From post-examination, the solutions at infinity are these two branches of simple folds, each of which is diffeomorphic to a circle S^1 .

$$\begin{cases} x \in \mathbb{R} \cup \{\infty\} \\ y \equiv \infty \\ z = -x \\ w \equiv \infty \end{cases} \quad \text{or} \quad \begin{cases} x \equiv \infty \\ y \in \mathbb{R} \cup \{\infty\} \\ z \equiv \infty \\ w = -y \end{cases}$$

25 Rhombus: solution at infinity

The condition on sector angles is

$$f_{22} = 0, f_{20} = 0, f_{02} = 0, f_{00} \neq 0 \Leftrightarrow \alpha = \beta = \gamma = \delta \neq \pi/2$$

which means:

$$\begin{cases} (x_1 y_1 - x_2 y_2 \cos \alpha) x_2 y_2 = 0 \\ (x_1 w_1 - x_2 w_2 \cos \alpha) x_2 w_2 = 0 \\ x_1^2 z_2^2 - x_2^2 z_1^2 = 0 \\ y_1^2 w_2^2 - y_2^2 w_1^2 = 0 \end{cases} \Rightarrow \begin{cases} x_1 \neq 0, x_2 = 0 \\ z_1 \neq 0, z_2 = 0 \\ w = \pm y \end{cases} \text{ or } \begin{cases} y_1 \neq 0, y_2 = 0 \\ w_1 \neq 0, w_2 = 0 \\ x = \pm z \end{cases}$$

$$\Rightarrow \begin{cases} x = \infty \\ z = \infty \\ w = \pm y \end{cases} \text{ or } \begin{cases} y = \infty \\ w = \infty \\ x = \pm z \end{cases}$$

From post-examination, the solutions at infinity are these two branches of simple folds, each of which is diffeomorphic to a circle S^1 .

$$\begin{cases} x \in \mathbb{R} \cup \{\infty\} \\ y \equiv \infty \\ z = -x \\ w \equiv \infty \end{cases} \text{ or } \begin{cases} x \equiv \infty \\ y \in \mathbb{R} \cup \{\infty\} \\ z \equiv \infty \\ w = -y \end{cases}$$

26 Cross: solution at infinity

The condition on sector angles is:

$$f_{22} \neq 0, f_{20} = 0, f_{02} = 0, f_{00} = 0 \Leftrightarrow \alpha = \pi - \beta = \gamma = \pi - \delta \neq \pi/2$$

which means:

$$\begin{cases} (x_1 y_1 \cos \alpha + x_2 y_2) x_1 y_1 = 0 \\ (x_1 w_1 \cos \alpha + x_2 w_2) x_1 w_1 = 0 \\ x_1^2 z_2^2 - x_2^2 z_1^2 = 0 \\ y_1^2 w_2^2 - y_2^2 w_1^2 = 0 \end{cases} \Rightarrow \begin{cases} x_1 \neq 0, x_2 = 0 \\ z_1 \neq 0, z_2 = 0 \\ w = \pm y = 0 \end{cases} \text{ or } \begin{cases} y_1 \neq 0, y_2 = 0 \\ w_1 \neq 0, w_2 = 0 \\ x = \pm z = 0 \end{cases}$$

$$\Rightarrow \begin{cases} x = \infty \\ y = 0 \\ z = \infty \\ w = 0 \end{cases} \text{ or } \begin{cases} x = 0 \\ y = \infty \\ z = 0 \\ w = \infty \end{cases}$$

The solutions at infinity are two isolated points, which are limit points of the finite branches.

27 Miura I: solution at infinity

The condition on sector angles is:

$$f_{22} = 0, f_{20} \neq 0, f_{02} = 0, f_{00} = 0 \Leftrightarrow \alpha = \pi - \beta = \pi - \gamma = \delta \neq \pi/2$$

which means:

$$\begin{cases} x_1 y_2 (x_1 y_2 \cos \alpha - x_2 y_1) = 0 \\ x_1^2 z_2^2 - x_2^2 z_1^2 = 0 \\ x_1 w_2 (x_1 w_2 \cos \alpha - x_2 w_1) = 0 \end{cases} \Rightarrow \begin{cases} y_1 \neq 0, y_2 = 0 \\ z = \pm x \\ w_1 \neq 0, w_2 = 0 \end{cases} \Rightarrow \begin{cases} y = \infty \\ z = \pm x \\ w = \infty \end{cases}$$

From post-examination, the solutions at infinity becomes another branch diffeomorphic to a circle S^1 :

$$\begin{cases} x \in \mathbb{R} \cup \{\infty\} \\ y \equiv \infty \\ z = -x \\ w \equiv \infty \end{cases}$$

28 Miura II: solution at infinity

The condition on sector angles is:

$$f_{22} = 0, f_{20} = 0, f_{02} \neq 0, f_{00} = 0 \Leftrightarrow \alpha = \beta = \pi - \gamma = \pi - \delta \neq \pi/2$$

which means:

$$\begin{cases} x_2 y_1 (x_2 y_1 \cos \alpha + x_1 y_2) = 0 \\ x_1^2 z_2^2 - x_2^2 z_1^2 = 0 \\ x_2 w_1 (x_2 w_1 \cos \alpha + x_1 w_2) = 0 \end{cases} \Rightarrow \begin{cases} x_1 \neq 0, x_2 = 0 \\ y = \pm w \\ z_1 \neq 0, z_2 = 0 \end{cases} \Rightarrow \begin{cases} x = \infty \\ y = \pm w \\ z = \infty \end{cases}$$

From post-examination, the solutions at infinity becomes another branch diffeomorphic to a circle S^1 :

$$\begin{cases} x \equiv \infty \\ y \in \mathbb{R} \cup \{\infty\} \\ z \equiv \infty \\ w = -y \end{cases}$$

29 Isogram: solution at infinity

The condition on sector angles is

$$f_{22} \neq 0, f_{20} = 0, f_{02} = 0 \Leftrightarrow \gamma = \alpha, \delta = \beta, \beta \neq \alpha$$

which means:

$$\begin{cases} \sin(\alpha - \beta)x_1^2y_1^2 - 2x_1y_1x_2y_2 \sin \alpha + \sin(\alpha + \beta)x_2^2y_2^2 = 0 \\ x_1^2z_2^2 - x_2^2z_1^2 = 0 \\ \sin(\beta - \alpha)x_1^2w_1^2 - 2x_1w_1x_2w_2 \sin \beta + \sin(\beta + \alpha)x_2^2w_2^2 = 0 \end{cases}$$

$$\Rightarrow \begin{cases} x_1 \neq 0, x_2 = 0 \\ y_1 = 0, y_2 \neq 0 \\ z_1 \neq 0, z_2 = 0 \\ w_1 = 0, w_2 \neq 0 \end{cases} \quad \text{or} \quad \begin{cases} y_1 \neq 0, y_2 = 0 \\ z_1 = 0, z_2 \neq 0 \\ w_1 \neq 0, w_2 = 0 \\ x_1 = 0, x_2 \neq 0 \end{cases}$$

$$\Rightarrow \begin{cases} x = \infty \\ y = 0 \\ z = \infty \\ w = 0 \end{cases} \quad \text{or} \quad \begin{cases} x = 0 \\ y = \infty \\ z = 0 \\ w = \infty \end{cases}$$

The solutions at infinity are two isolated points, which are limit points of the finite branches.

30 Anti-isogram: solution at infinity

The condition on sector angles is:

$$f_{22} = 0, f_{20} \neq 0, f_{02} \neq 0, f_{00} = 0 \Leftrightarrow \gamma = \pi - \alpha, \delta = \pi - \beta, \beta \neq \alpha, \alpha + \beta \neq \pi$$

which means:

$$\begin{cases} \sin(\alpha - \beta)x_1^2y_2^2 + 2x_1y_1x_2y_2 \sin \alpha + \sin(\alpha + \beta)x_2^2y_1^2 = 0 \\ x_1^2z_2^2 - x_2^2z_1^2 = 0 \\ \sin(\alpha - \beta)x_1^2w_2^2 + 2x_1w_1x_2w_2 \sin \alpha + \sin(\alpha + \beta)x_2^2w_1^2 = 0 \end{cases}$$

$$\Rightarrow \begin{cases} x_1 \neq 0, x_2 = 0 \\ y_1 \neq 0, y_2 = 0 \\ z_1 \neq 0, z_2 = 0 \\ w_1 \neq 0, w_2 = 0 \end{cases} \Rightarrow \begin{cases} x = \infty \\ y = \infty \\ z = \infty \\ w = \infty \end{cases}$$

This is exactly the limit point of the two branches in the finite solution, also called a **flat-folded state**.

31 Deltoid I: solution at infinity

The condition on sector angles is:

$$f_{22} = 0, f_{20} \neq 0, f_{02} = 0, f_{00} \neq 0 \Leftrightarrow \delta = \alpha, \gamma = \beta, \beta \neq \alpha, \alpha + \beta \neq \pi$$

which means:

$$\begin{cases} \sin(\beta - \alpha)x_1^2y_2^2 - 2x_1y_1x_2y_2 \sin \alpha + \sin(\beta + \alpha)x_2^2y_2^2 = 0 \\ x_1^2z_2^2 - x_2^2z_1^2 = 0 \\ \sin(\alpha - \beta)x_1^2w_2^2 - 2x_1w_1x_2w_2 \sin \beta + \sin(\alpha + \beta)x_2^2w_2^2 = 0 \end{cases}$$

$$\Rightarrow \begin{cases} y_1 \neq 0, y_2 = 0 \\ z = \pm x \\ w_1 \neq 0, w_2 = 0 \end{cases} \Rightarrow \begin{cases} y = \infty \\ z = \pm x \\ w = \infty \end{cases}$$

From post-examination, the solutions at infinity becomes another branch diffeomorphic to a circle S^1 :

$$\begin{cases} x \in \mathbb{R} \cup \{\infty\} \\ y \equiv \infty \\ z = -x \\ w \equiv \infty \end{cases}$$

32 Anti-deltoid I: solution at infinity

The condition on sector angles is:

$$f_{22} \neq 0, f_{20} = 0, f_{02} \neq 0, f_{00} = 0 \Leftrightarrow \delta = \pi - \alpha, \gamma = \pi - \beta, \beta \neq \alpha, \alpha + \beta \neq \pi$$

which means:

$$\begin{cases} \sin(\beta - \alpha)x_1^2y_1^2 + 2 \sin \alpha x_1y_1x_2y_2 + \sin(\beta + \alpha)x_2^2y_1^2 = 0 \\ x_1^2z_2^2 - x_2^2z_1^2 = 0 \\ \sin(\alpha - \beta)x_1^2w_1^2 + 2 \sin \beta x_1w_1x_2w_2 + \sin(\alpha + \beta)x_2^2w_1^2 = 0 \end{cases}$$

$$\Rightarrow \begin{cases} x = \infty \\ y = 0 \\ z = \infty \\ w = 0 \end{cases} \text{ or } \begin{cases} x = \pm \sqrt{\frac{\sin(\alpha + \beta)}{\sin(\alpha - \beta)}} \\ y = \infty \\ z = \mp \sqrt{\frac{\sin(\alpha + \beta)}{\sin(\alpha - \beta)}} \\ w = \mp \sqrt{\frac{\sin(\alpha + \beta) \sin(\alpha - \beta)}{\sin \beta}} \end{cases} \text{ or } \begin{cases} x = \pm \sqrt{\frac{\sin(\beta + \alpha)}{\sin(\beta - \alpha)}} \\ y = \mp \sqrt{\frac{\sin(\beta + \alpha) \sin(\beta - \alpha)}{\sin \alpha}} \\ z = \mp \sqrt{\frac{\sin(\beta + \alpha)}{\sin(\beta - \alpha)}} \\ w = \infty \end{cases}$$

For the last two group of points, only one group is real solution, depending on the sign of $\sin(\alpha + \beta) \sin(\alpha - \beta)$.

33 Deltoid II: solution at infinity

The condition on sector angles is

$$f_{22} = 0, f_{20} = 0, f_{02} \neq 0, f_{00} \neq 0 \Leftrightarrow \alpha = \beta, \delta = \gamma, \gamma \neq \beta, \beta + \gamma \neq \pi$$

which means:

$$\begin{cases} \sin(\beta - \gamma)x_2^2y_1^2 - 2x_1y_1x_2y_2 \sin \gamma + \sin(\beta + \gamma)x_2^2y_2^2 = 0 \\ x_2^2(z_1^2 + z_2^2) \sin^2 \beta = z_2^2(x_1^2 + x_2^2) \sin^2 \gamma \\ \sin(\beta - \gamma)x_2^2w_1^2 - 2x_1w_1x_2w_2 \sin \gamma + \sin(\beta + \gamma)x_2^2w_2^2 = 0 \\ w_1^2y_2^2 - w_2^2y_1^2 = 0 \end{cases}$$

$$\Rightarrow \begin{cases} x_1 \neq 0, x_2 = 0 \\ y = \pm w \\ z_1 \neq 0, z_2 = 0 \end{cases} \Rightarrow \begin{cases} x = \infty \\ y = \pm w \\ z = \infty \end{cases}$$

From post-examination, the solutions at infinity becomes another branch diffeomorphic to a circle S^1 :

$$\begin{cases} x \equiv \infty \\ y \in \mathbb{R} \cup \{\infty\} \\ z \equiv \infty \\ w = -y \end{cases}$$

34 Anti-deltoid II: finite solution

The condition on sector angles is

$$f_{22} \neq 0, f_{20} \neq 0, f_{02} = 0, f_{00} = 0 \Leftrightarrow \alpha = \pi - \beta, \delta = \pi - \gamma, \gamma \neq \beta, \beta + \gamma \neq \pi$$

which means:

$$\begin{cases} \sin(\beta - \gamma)x_1^2y_1^2 + 2x_1y_1x_2y_2 \sin \gamma + \sin(\beta + \gamma)x_1^2y_2^2 = 0 \\ x_2^2(z_1^2 + z_2^2) \sin^2 \beta = z_2^2(x_1^2 + x_2^2) \sin^2 \gamma \\ \sin(\beta - \gamma)x_1^2w_1^2 - 2x_1w_1x_2w_2 \sin \gamma + \sin(\beta + \gamma)x_1^2w_2^2 = 0 \end{cases}$$

$$\Rightarrow \begin{cases} x = 0 \\ y = \infty \\ z = 0 \\ w = \infty \end{cases} \text{ or } \begin{cases} x = \mp \sqrt{\frac{\sin(\beta + \gamma) \sin(\beta - \gamma)}{\sin \gamma}} \\ y = \pm \sqrt{\frac{\sin(\beta + \gamma)}{\sin(\beta - \gamma)}} \\ z = \infty \\ w = \mp \sqrt{\frac{\sin(\beta + \gamma)}{\sin(\beta - \gamma)}} \end{cases} \text{ or } \begin{cases} x = \infty \\ y = \pm \sqrt{\frac{\sin(\gamma + \beta)}{\sin(\gamma - \beta)}} \\ z = \mp \sqrt{\frac{\sin(\gamma + \beta) \sin(\gamma - \beta)}{\sin \beta}} \\ w = \mp \sqrt{\frac{\sin(\gamma + \beta)}{\sin(\gamma - \beta)}} \end{cases}$$

For the last two group of points, only one group is real solution, depending on the sign of $\sin(\beta + \gamma) \sin(\beta - \gamma)$.

35 Conic I: solution at infinity

The condition on sector angles is:

$$f_{22} = 0, f_{20} \neq 0, f_{02} \neq 0, f_{00} \neq 0 \Leftrightarrow \begin{cases} \alpha - \beta + \gamma - \delta = 0 \\ \alpha - \beta - \gamma + \delta \neq 0 \\ \alpha + \beta - \gamma - \delta \neq 0 \\ \alpha + \beta + \gamma + \delta \neq 2\pi \end{cases}$$

which implies $\sigma = \alpha + \gamma = \beta + \delta$, and:

$$\Rightarrow \begin{cases} \sin \gamma \sin(\beta - \alpha)x_1^2y_2^2 - 2x_1y_1x_2y_2 \sin \alpha \sin \gamma \\ + \sin \alpha \sin(\beta - \gamma)x_2^2y_1^2 + \sin \beta \sin(\alpha + \gamma)x_2^2y_2^2 = 0 \\ x_2^2(z_1^2 + z_2^2) \sin \alpha \sin \beta = z_2^2(x_1^2 + x_2^2) \sin \gamma \sin \delta \\ \sin \delta \sin(\alpha - \beta)x_1^2w_2^2 - 2x_1w_1x_2w_2 \sin \beta \sin \delta \\ + \sin \beta \sin(\alpha - \delta)x_2^2w_1^2 + \sin \alpha \sin(\beta + \delta)x_2^2w_2^2 = 0 \end{cases}$$

$$\Rightarrow \begin{cases} x_1 \neq 0, x_2 = 0 \\ y_1 \neq 0, y_2 = 0 \\ z_1 \neq 0, z_2 = 0 \\ w_1 \neq 0, w_2 = 0 \end{cases} \Rightarrow \begin{cases} x = \infty \\ y = \infty \\ z = \infty \\ w = \infty \end{cases}$$

This is exactly the limit point of the two branches in the finite solution.

36 Conic II: solution at infinity

The condition on sector angles is

$$f_{22} \neq 0, f_{20} = 0, f_{02} \neq 0, f_{00} \neq 0 \Leftrightarrow \begin{cases} \alpha - \beta + \gamma - \delta \neq 0 \\ \alpha - \beta - \gamma + \delta = 0 \\ \alpha + \beta - \gamma - \delta \neq 0 \\ \alpha + \beta + \gamma + \delta \neq 2\pi \end{cases}$$

$$\sigma = \frac{\alpha + \beta - \gamma - \delta}{2} + \pi$$

$$\begin{cases} \sin \gamma \sin(\alpha - \beta)x_1^2y_1^2 - 2x_1y_1x_2y_2 \sin \alpha \sin \gamma \\ + \sin \beta \sin(\alpha - \gamma)x_2^2y_1^2 + \sin \alpha \sin(\beta + \gamma)x_2^2y_2^2 = 0 \\ x_2^2(z_1^2 + z_2^2) \sin \alpha \sin \beta = z_2^2(x_1^2 + x_2^2) \sin \gamma \sin \delta \\ \sin \delta \sin(\beta - \alpha)x_1^2w_1^2 - 2x_1w_1x_2w_2 \sin \beta \sin \delta \\ + \sin \alpha \sin(\beta - \delta)x_2^2w_1^2 + \sin \beta \sin(\alpha + \delta)x_2^2w_2^2 = 0 \end{cases}$$

$$\Rightarrow \begin{cases} x_1 \neq 0, x_2 = 0 \\ y_1 = 0, y_2 \neq 0 \\ z_1 \neq 0, z_2 = 0 \\ w_1 = 0, w_2 \neq 0 \end{cases} \quad \text{or} \quad \begin{cases} y_1 \neq 0, y_2 = 0 \\ \sin \gamma \sin(\alpha - \beta)x_1^2 + \sin \beta \sin(\alpha - \gamma)x_2^2 = 0 \\ \sin \alpha \sin \beta(z^2 + 1) = \sin \gamma \sin \delta(x^2 + 1) \\ \sin \beta \sin \gamma(w^{-2} + 1) = \sin \delta \sin \alpha \end{cases}$$

$$\text{or} \quad \begin{cases} w_1 \neq 0, w_2 = 0 \\ \sin \delta \sin(\beta - \alpha)x_1^2 + \sin \alpha \sin(\beta - \delta)x_2^2 = 0 \\ \sin \delta \sin \alpha(y^{-2} + 1) = \sin \beta \sin \gamma \\ \sin \alpha \sin \beta(z^2 + 1) = \sin \gamma \sin \delta(x^2 + 1) \end{cases}$$

$$\Rightarrow \begin{cases} x = \infty \\ y = 0 \\ z = \infty \\ w = 0 \end{cases} \quad \text{or} \quad \begin{cases} x = \pm \sqrt{\frac{\sin \alpha \sin(\beta - \gamma)}{\sin \gamma \sin(\beta - \alpha)} - 1} \\ y = \infty \\ z = \pm \sqrt{\frac{\sin \delta \sin(\gamma - \beta)}{\sin \beta \sin(\gamma - \delta)} - 1} \\ w^{-1} = \pm \sqrt{\frac{\sin \delta \sin \alpha}{\sin \beta \sin \gamma} - 1} \end{cases} \quad \text{or} \quad \begin{cases} x = \pm \sqrt{\frac{\sin \beta \sin(\alpha - \delta)}{\sin \delta \sin(\alpha - \beta)} - 1} \\ y^{-1} = \pm \sqrt{\frac{\sin \beta \sin \gamma}{\sin \delta \sin \alpha} - 1} \\ z = \pm \sqrt{\frac{\sin \gamma \sin(\delta - \alpha)}{\sin \alpha \sin(\delta - \gamma)} - 1} \\ w = \infty \end{cases}$$

From post-examination, the isolated solutions at infinity are:

$$\begin{cases} x = \infty \\ y = 0 \\ z = \infty \\ w = 0 \end{cases}$$

and when $\sin \delta \sin \alpha > \sin \beta \sin \gamma$,

$$\begin{cases} x = \text{sign}(\sigma - \pi) \sqrt{\frac{\sin \alpha \sin(\beta - \gamma)}{\sin \gamma \sin(\beta - \alpha)} - 1} \\ y = \infty \\ z = \text{sign}(\pi - \sigma) \sqrt{\frac{\sin \delta \sin(\gamma - \beta)}{\sin \beta \sin(\gamma - \delta)} - 1} \\ w^{-1} = \sqrt{\frac{\sin \delta \sin \alpha}{\sin \beta \sin \gamma} - 1} \end{cases}, \quad \begin{cases} x = \text{sign}(\pi - \sigma) \sqrt{\frac{\sin \alpha \sin(\beta - \gamma)}{\sin \gamma \sin(\beta - \alpha)} - 1} \\ y = \infty \\ z = \text{sign}(\sigma - \pi) \sqrt{\frac{\sin \delta \sin(\gamma - \beta)}{\sin \beta \sin(\gamma - \delta)} - 1} \\ w^{-1} = -\sqrt{\frac{\sin \delta \sin \alpha}{\sin \beta \sin \gamma} - 1} \end{cases}$$

On the other hand, when $\sin \delta \sin \alpha < \sin \beta \sin \gamma$,

$$\begin{cases} x = \text{sign}(\sigma - \pi) \sqrt{\frac{\sin \beta \sin(\alpha - \delta)}{\sin \delta \sin(\alpha - \beta)} - 1} \\ y^{-1} = \sqrt{\frac{\sin \beta \sin \gamma}{\sin \delta \sin \alpha} - 1} \\ z = \text{sign}(\pi - \sigma) \sqrt{\frac{\sin \gamma \sin(\delta - \alpha)}{\sin \alpha \sin(\delta - \gamma)} - 1} \\ w = \infty \end{cases}, \quad \begin{cases} x = \text{sign}(\pi - \sigma) \sqrt{\frac{\sin \beta \sin(\alpha - \delta)}{\sin \delta \sin(\alpha - \beta)} - 1} \\ y^{-1} = -\sqrt{\frac{\sin \beta \sin \gamma}{\sin \delta \sin \alpha} - 1} \\ z = \text{sign}(\sigma - \pi) \sqrt{\frac{\sin \gamma \sin(\delta - \alpha)}{\sin \alpha \sin(\delta - \gamma)} - 1} \\ w = \infty \end{cases}$$

Note that the two groups of solutions above will switch between real and complex values de-

pending on whether $\sin \delta \sin \alpha > \sin \beta \sin \gamma$ or $\sin \delta \sin \alpha < \sin \beta \sin \gamma$. Here only real values are admissible solutions at infinity.

37 Conic III: solution at infinity

The condition on sector angles is

$$f_{22} \neq 0, f_{20} \neq 0, f_{02} = 0, f_{00} \neq 0 \Leftrightarrow \begin{cases} \alpha - \beta + \gamma - \delta \neq 0 \\ \alpha - \beta - \gamma + \delta \neq 0 \\ \alpha + \beta - \gamma - \delta = 0 \\ \alpha + \beta + \gamma + \delta \neq 2\pi \end{cases}$$

$$\sigma = \frac{-\alpha + \beta + \gamma - \delta}{2} + \pi$$

$$\begin{cases} \sin \alpha \sin(\gamma - \beta)x_1^2y_1^2 + \sin \beta \sin(\gamma - \alpha)x_1^2y_2^2 \\ -2x_1y_1x_2y_2 \sin \alpha \sin \gamma + \sin \gamma \sin(\alpha + \beta)x_2^2y_2^2 = 0 \\ x_1^2(z_1^2 + z_2^2) \sin \alpha \sin \beta = z_1^2(x_1^2 + x_2^2) \sin \gamma \sin \delta \\ \sin \beta \sin(\delta - \alpha)x_1^2w_1^2 + \sin \alpha \sin(\delta - \beta)x_1^2w_2^2 \\ -2x_1w_1x_2w_2 \sin \beta \sin \delta + \sin \delta \sin(\alpha + \beta)x_2^2w_2^2 = 0 \end{cases}$$

$$\Rightarrow \begin{cases} x_1 \neq 0, x_2 = 0 \\ \sin \alpha \sin(\gamma - \beta)y_1^2 + \sin \beta \sin(\gamma - \alpha)y_2^2 = 0 \\ \sin \alpha \sin \beta(z^{-2} + 1) = \sin \gamma \sin \delta \\ \sin \beta \sin(\delta - \alpha)w_1^2 + \sin \alpha \sin(\delta - \beta)w_2^2 = 0 \end{cases} \quad \text{or} \quad \begin{cases} x_1 = 0, x_2 \neq 0 \\ y_1 \neq 0, y_2 = 0 \\ z_1 = 0, z_2 \neq 0 \\ w_1 \neq 0, w_2 = 0 \end{cases}$$

$$\text{or} \begin{cases} z_1 \neq 0, z_2 = 0 \\ \sin \alpha \sin(\gamma - \delta)w_1^2 + \sin \delta \sin(\gamma - \alpha)w_2^2 = 0 \\ \sin \gamma \sin \delta(x^{-2} + 1) = \sin \alpha \sin \beta \\ \sin \delta \sin(\beta - \gamma)y_1^2 + \sin \gamma \sin(\beta - \delta)y_2^2 = 0 \end{cases}$$

$$\Rightarrow \left\{ \begin{array}{l} x = \infty \\ y = \pm \sqrt{\frac{\sin \gamma \sin(\beta - \alpha)}{\sin \alpha \sin(\beta - \gamma)} - 1} \\ z^{-1} = \pm \sqrt{\frac{\sin \gamma \sin \delta}{\sin \alpha \sin \beta} - 1} \\ w = \pm \sqrt{\frac{\sin \delta \sin(\alpha - \beta)}{\sin \beta \sin(\alpha - \delta)} - 1} \end{array} \right. \text{ or } \left\{ \begin{array}{l} x = 0 \\ y = \infty \\ z = 0 \\ w = \infty \end{array} \right. \text{ or } \left\{ \begin{array}{l} x^{-1} = \pm \sqrt{\frac{\sin \alpha \sin \beta}{\sin \gamma \sin \delta} - 1} \\ y = \pm \sqrt{\frac{\sin \beta \sin(\gamma - \delta)}{\sin \delta \sin(\gamma - \beta)} - 1} \\ z = \infty \\ w = \pm \sqrt{\frac{\sin \alpha \sin(\delta - \gamma)}{\sin \gamma \sin(\delta - \alpha)} - 1} \end{array} \right.$$

From post-examination, the isolated solutions at infinity are:

$$\left\{ \begin{array}{l} x = 0 \\ y = \infty \\ z = 0 \\ w = \infty \end{array} \right.$$

and, when $\sin \gamma \sin \delta > \sin \alpha \sin \beta$:

$$\left\{ \begin{array}{l} x = \infty \\ y = \text{sign}(\sigma - \pi) \sqrt{\frac{\sin \gamma \sin(\beta - \alpha)}{\sin \alpha \sin(\beta - \gamma)} - 1} \\ z^{-1} = \sqrt{\frac{\sin \gamma \sin \delta}{\sin \alpha \sin \beta} - 1} \\ w = \text{sign}(\pi - \sigma) \sqrt{\frac{\sin \delta \sin(\alpha - \beta)}{\sin \beta \sin(\alpha - \delta)} - 1} \end{array} \right. , \left\{ \begin{array}{l} x = \infty \\ y = \text{sign}(\pi - \sigma) \sqrt{\frac{\sin \gamma \sin(\beta - \alpha)}{\sin \alpha \sin(\beta - \gamma)} - 1} \\ z^{-1} = -\sqrt{\frac{\sin \gamma \sin \delta}{\sin \alpha \sin \beta} - 1} \\ w = \text{sign}(\sigma - \pi) \sqrt{\frac{\sin \delta \sin(\alpha - \beta)}{\sin \beta \sin(\alpha - \delta)} - 1} \end{array} \right.$$

when $\sin \gamma \sin \delta < \sin \alpha \sin \beta$:

$$\left\{ \begin{array}{l} x^{-1} = \sqrt{\frac{\sin \alpha \sin \beta}{\sin \gamma \sin \delta} - 1} \\ y = \text{sign}(\sigma - \pi) \sqrt{\frac{\sin \beta \sin(\gamma - \delta)}{\sin \delta \sin(\gamma - \beta)} - 1} \\ z = \infty \\ w = \text{sign}(\pi - \sigma) \sqrt{\frac{\sin \alpha \sin(\delta - \gamma)}{\sin \gamma \sin(\delta - \alpha)} - 1} \end{array} \right. , \left\{ \begin{array}{l} x^{-1} = -\sqrt{\frac{\sin \alpha \sin \beta}{\sin \gamma \sin \delta} - 1} \\ y = \text{sign}(\pi - \sigma) \sqrt{\frac{\sin \beta \sin(\gamma - \delta)}{\sin \delta \sin(\gamma - \beta)} - 1} \\ z = \infty \\ w = \text{sign}(\sigma - \pi) \sqrt{\frac{\sin \alpha \sin(\delta - \gamma)}{\sin \gamma \sin(\delta - \alpha)} - 1} \end{array} \right.$$

Note that the two groups of solutions above will switch between real and complex value de-

pending on whether $\sin \gamma \sin \delta > \sin \alpha \sin \beta$ or $\sin \gamma \sin \delta < \sin \alpha \sin \beta$. Here only real values are admissible solutions at infinity.

38 Conic IV: solution at infinity

The condition on sector angles is:

$$f_{22} \neq 0, f_{20} \neq 0, f_{02} \neq 0, f_{00} = 0 \Leftrightarrow \begin{cases} \alpha - \beta + \gamma - \delta \neq 0 \\ \alpha - \beta - \gamma + \delta \neq 0 \\ \alpha + \beta - \gamma - \delta \neq 0 \\ \alpha + \beta + \gamma + \delta = 2\pi \end{cases}$$

which leads to

$$\begin{cases} x_1 \neq 0, x_2 = 0 \\ \sin \beta \sin(\delta + \beta)y_1^2 + \sin \alpha \sin(\delta + \alpha)y_2^2 = 0 \\ \sin \alpha \sin(\gamma + \alpha)w_1^2 + \sin \beta \sin(\gamma + \beta)w_2^2 = 0 \\ \sin(\beta + \delta) \sin(\alpha + \delta)z_1^2 + \sin \beta \sin \alpha z_2^2 = 0 \end{cases}$$

or

$$\begin{cases} y_1 \neq 0, y_2 = 0 \\ \sin \gamma \sin(\alpha + \gamma)z_1^2 + \sin \beta \sin(\alpha + \beta)z_2^2 = 0 \\ \sin \beta \sin(\delta + \beta)x_1^2 + \sin \gamma \sin(\delta + \gamma)x_2^2 = 0 \\ \sin(\gamma + \alpha) \sin(\beta + \alpha)w_1^2 + \sin \gamma \sin \beta w_2^2 = 0 \end{cases}$$

or

$$\begin{cases} z_1 \neq 0, z_2 = 0 \\ \sin \delta \sin(\beta + \delta)w_1^2 + \sin \gamma \sin(\beta + \gamma)w_2^2 = 0 \\ \sin \gamma \sin(\alpha + \gamma)y_1^2 + \sin \delta \sin(\alpha + \delta)y_2^2 = 0 \\ \sin(\delta + \beta) \sin(\gamma + \beta)x_1^2 + \sin \delta \sin \gamma x_2^2 = 0 \end{cases}$$

or

$$\begin{cases} w_1 \neq 0, w_2 = 0 \\ \sin \alpha \sin(\gamma + \alpha)x_1^2 + \sin \delta \sin(\gamma + \delta)x_2^2 = 0 \\ \sin \delta \sin(\beta + \delta)z_1^2 + \sin \alpha \sin(\beta + \alpha)z_2^2 = 0 \\ \sin(\alpha + \gamma) \sin(\delta + \gamma)y_1^2 + \sin \alpha \sin \delta y_2^2 = 0 \end{cases}$$

$$\Rightarrow \left\{ \begin{array}{l} x = \infty \\ y = \pm \sqrt{\frac{\sin \gamma \sin(\beta - \alpha)}{\sin \beta \sin(\alpha + \gamma)}} - 1 \\ z^{-1} = \pm \sqrt{\frac{\sin \gamma \sin \delta}{\sin \alpha \sin \beta}} - 1 \\ w = \pm \sqrt{\frac{\sin \delta \sin(\alpha - \beta)}{\sin \alpha \sin(\beta + \delta)}} - 1 \end{array} \right. \text{ or } \left\{ \begin{array}{l} y = \infty \\ z = \pm \sqrt{\frac{\sin \delta \sin(\gamma - \beta)}{\sin \gamma \sin(\beta + \delta)}} - 1 \\ w^{-1} = \pm \sqrt{\frac{\sin \delta \sin \alpha}{\sin \beta \sin \gamma}} - 1 \\ x = \pm \sqrt{\frac{\sin \alpha \sin(\beta - \gamma)}{\sin \beta \sin(\alpha + \gamma)}} - 1 \end{array} \right.$$

$$\text{or } \left\{ \begin{array}{l} z = \infty \\ w = \pm \sqrt{\frac{\sin \alpha \sin(\delta - \gamma)}{\sin \delta \sin(\alpha + \gamma)}} - 1 \\ x^{-1} = \pm \sqrt{\frac{\sin \alpha \sin \beta}{\sin \gamma \sin \delta}} - 1 \\ y = \pm \sqrt{\frac{\sin \beta \sin(\gamma - \delta)}{\sin \gamma \sin(\beta + \delta)}} - 1 \end{array} \right. \text{ or } \left\{ \begin{array}{l} w = \infty \\ x = \pm \sqrt{\frac{\sin \beta \sin(\alpha - \delta)}{\sin \alpha \sin(\beta + \delta)}} - 1 \\ y^{-1} = \pm \sqrt{\frac{\sin \beta \sin \gamma}{\sin \alpha \sin \delta}} - 1 \\ z = \pm \sqrt{\frac{\sin \gamma \sin(\delta - \alpha)}{\sin \delta \sin(\alpha + \gamma)}} - 1 \end{array} \right.$$

From post examination we could obtain the solution similar to Conic II and III.

$$\sigma = \frac{-\alpha + \beta - \gamma + \delta}{2} + \pi$$

When $\sin \gamma \sin \delta > \sin \alpha \sin \beta$,

$$\left\{ \begin{array}{l} x = \infty \\ y = \text{sign}(\sigma - \pi) \sqrt{\frac{\sin \gamma \sin(\beta - \alpha)}{\sin \beta \sin(\alpha + \gamma)}} - 1 \\ z^{-1} = \sqrt{\frac{\sin \gamma \sin \delta}{\sin \alpha \sin \beta}} - 1 \\ w = \text{sign}(\pi - \sigma) \sqrt{\frac{\sin \delta \sin(\alpha - \beta)}{\sin \alpha \sin(\beta + \delta)}} - 1 \end{array} \right. , \left\{ \begin{array}{l} x = \infty \\ y = \text{sign}(\pi - \sigma) \sqrt{\frac{\sin \gamma \sin(\beta - \alpha)}{\sin \beta \sin(\alpha + \gamma)}} - 1 \\ z^{-1} = -\sqrt{\frac{\sin \gamma \sin \delta}{\sin \alpha \sin \beta}} - 1 \\ w = \text{sign}(\sigma - \pi) \sqrt{\frac{\sin \delta \sin(\alpha - \beta)}{\sin \alpha \sin(\beta + \delta)}} - 1 \end{array} \right.$$

When $\sin \delta \sin \alpha > \sin \beta \sin \gamma$,

$$\left\{ \begin{array}{l} y = \infty \\ z = \text{sign}(\sigma - \pi) \sqrt{\frac{\sin \delta \sin(\gamma - \beta)}{\sin \gamma \sin(\beta + \delta)} - 1} \\ w^{-1} = \sqrt{\frac{\sin \delta \sin \alpha}{\sin \beta \sin \gamma} - 1} \\ x = \text{sign}(\pi - \sigma) \sqrt{\frac{\sin \alpha \sin(\beta - \gamma)}{\sin \beta \sin(\alpha + \gamma)} - 1} \end{array} \right\}, \left\{ \begin{array}{l} y = \infty \\ z = \text{sign}(\pi - \sigma) \sqrt{\frac{\sin \delta \sin(\gamma - \beta)}{\sin \gamma \sin(\beta + \delta)} - 1} \\ w^{-1} = -\sqrt{\frac{\sin \delta \sin \alpha}{\sin \beta \sin \gamma} - 1} \\ x = \text{sign}(\sigma - \pi) \sqrt{\frac{\sin \alpha \sin(\beta - \gamma)}{\sin \beta \sin(\alpha + \gamma)} - 1} \end{array} \right\}$$

When $\sin \alpha \sin \beta > \sin \gamma \sin \delta$,

$$\left\{ \begin{array}{l} z = \infty \\ w = \text{sign}(\sigma - \pi) \sqrt{\frac{\sin \alpha \sin(\delta - \gamma)}{\sin \delta \sin(\alpha + \gamma)} - 1} \\ x^{-1} = \sqrt{\frac{\sin \alpha \sin \beta}{\sin \gamma \sin \delta} - 1} \\ y = \text{sign}(\pi - \sigma) \sqrt{\frac{\sin \beta \sin(\gamma - \delta)}{\sin \gamma \sin(\beta + \delta)} - 1} \end{array} \right\}, \left\{ \begin{array}{l} z = \infty \\ w = \text{sign}(\pi - \sigma) \sqrt{\frac{\sin \alpha \sin(\delta - \gamma)}{\sin \delta \sin(\alpha + \gamma)} - 1} \\ x^{-1} = -\sqrt{\frac{\sin \alpha \sin \beta}{\sin \gamma \sin \delta} - 1} \\ y = \text{sign}(\sigma - \pi) \sqrt{\frac{\sin \beta \sin(\gamma - \delta)}{\sin \gamma \sin(\beta + \delta)} - 1} \end{array} \right\}$$

When $\sin \beta \sin \gamma > \sin \delta \sin \alpha$,

$$\left\{ \begin{array}{l} w = \infty \\ x = \text{sign}(\sigma - \pi) \sqrt{\frac{\sin \beta \sin(\alpha - \delta)}{\sin \alpha \sin(\beta + \delta)} - 1} \\ y^{-1} = \sqrt{\frac{\sin \beta \sin \gamma}{\sin \alpha \sin \delta} - 1} \\ z = \text{sign}(\pi - \sigma) \sqrt{\frac{\sin \gamma \sin(\delta - \alpha)}{\sin \delta \sin(\alpha + \gamma)} - 1} \end{array} \right\}, \left\{ \begin{array}{l} w = \infty \\ x = \text{sign}(\pi - \sigma) \sqrt{\frac{\sin \beta \sin(\alpha - \delta)}{\sin \alpha \sin(\beta + \delta)} - 1} \\ y^{-1} = -\sqrt{\frac{\sin \beta \sin \gamma}{\sin \alpha \sin \delta} - 1} \\ z = \text{sign}(\sigma - \pi) \sqrt{\frac{\sin \gamma \sin(\delta - \alpha)}{\sin \delta \sin(\alpha + \gamma)} - 1} \end{array} \right\}$$

Here only two of the four groups are real, while the rest are complex.

39 Elliptic: solution at infinity

The condition on sector angles is:

$$f_{22} \neq 0, f_{20} \neq 0, f_{02} \neq 0 \Leftrightarrow \begin{cases} \alpha - \beta + \gamma - \delta \neq 0 \\ \alpha - \beta - \gamma + \delta \neq 0 \\ \alpha + \beta - \gamma - \delta \neq 0 \end{cases}$$

which leads to

$$\begin{cases} x_1 \neq 0, x_2 = 0 \\ \sin(\sigma - \beta) \sin(\sigma - \delta - \beta) y_1^2 + \sin(\sigma - \alpha) \sin(\sigma - \delta - \alpha) y_2^2 = 0 \\ \sin(\sigma - \alpha) \sin(\sigma - \gamma - \alpha) w_1^2 + \sin(\sigma - \beta) \sin(\sigma - \gamma - \beta) w_2^2 = 0 \\ \sin(\sigma - \beta - \delta) \sin(\sigma - \alpha - \delta) z_1^2 + \sin(\sigma - \beta) \sin(\sigma - \alpha) z_2^2 = 0 \end{cases}$$

or

$$\begin{cases} y_1 \neq 0, y_2 = 0 \\ \sin(\sigma - \gamma) \sin(\sigma - \alpha - \gamma) z_1^2 + \sin(\sigma - \beta) \sin(\sigma - \alpha - \beta) z_2^2 = 0 \\ \sin(\sigma - \beta) \sin(\sigma - \delta - \beta) x_1^2 + \sin(\sigma - \gamma) \sin(\sigma - \delta - \gamma) x_2^2 = 0 \\ \sin(\sigma - \gamma - \alpha) \sin(\sigma - \beta - \alpha) w_1^2 + \sin(\sigma - \gamma) \sin(\sigma - \beta) w_2^2 = 0 \end{cases}$$

or

$$\begin{cases} z_1 \neq 0, z_2 = 0 \\ \sin(\sigma - \delta) \sin(\sigma - \beta - \delta) w_1^2 + \sin(\sigma - \gamma) \sin(\sigma - \beta - \gamma) w_2^2 = 0 \\ \sin(\sigma - \gamma) \sin(\sigma - \alpha - \gamma) y_1^2 + \sin(\sigma - \delta) \sin(\sigma - \alpha - \delta) y_2^2 = 0 \\ \sin(\sigma - \delta - \beta) \sin(\sigma - \gamma - \beta) x_1^2 + \sin(\sigma - \delta) \sin(\sigma - \gamma) x_2^2 = 0 \end{cases}$$

or

$$\begin{cases} w_1 \neq 0, w_2 = 0 \\ \sin(\sigma - \alpha) \sin(\sigma - \gamma - \alpha) x_1^2 + \sin(\sigma - \delta) \sin(\sigma - \gamma - \delta) x_2^2 = 0 \\ \sin(\sigma - \delta) \sin(\sigma - \beta - \delta) z_1^2 + \sin(\sigma - \alpha) \sin(\sigma - \beta - \alpha) z_2^2 = 0 \\ \sin(\sigma - \alpha - \gamma) \sin(\sigma - \delta - \gamma) y_1^2 + \sin(\sigma - \alpha) \sin(\sigma - \delta) y_2^2 = 0 \end{cases}$$

$$\Rightarrow \left\{ \begin{array}{l} x = \infty \\ y = \pm \sqrt{\frac{\sin \gamma \sin(\beta - \alpha)}{\sin(\sigma - \beta) \sin(\sigma - \alpha - \gamma)} - 1} \\ z^{-1} = \pm \sqrt{\frac{\sin \gamma \sin \delta}{\sin(\sigma - \alpha) \sin(\sigma - \beta)} - 1} \\ w = \pm \sqrt{\frac{\sin \delta \sin(\alpha - \beta)}{\sin(\sigma - \alpha) \sin(\sigma - \beta - \delta)} - 1} \end{array} \right. \text{ or } \left\{ \begin{array}{l} y = \infty \\ z = \pm \sqrt{\frac{\sin \delta \sin(\gamma - \beta)}{\sin(\sigma - \gamma) \sin(\sigma - \beta - \delta)} - 1} \\ w^{-1} = \pm \sqrt{\frac{\sin \delta \sin \alpha}{\sin(\sigma - \beta) \sin(\sigma - \gamma)} - 1} \\ x = \pm \sqrt{\frac{\sin \alpha \sin(\beta - \gamma)}{\sin(\sigma - \beta) \sin(\sigma - \alpha - \gamma)} - 1} \end{array} \right.$$

$$\text{or } \left\{ \begin{array}{l} z = \infty \\ w = \pm \sqrt{\frac{\sin \alpha \sin(\delta - \gamma)}{\sin(\sigma - \delta) \sin(\sigma - \alpha - \gamma)} - 1} \\ x^{-1} = \pm \sqrt{\frac{\sin \alpha \sin \beta}{\sin(\sigma - \gamma) \sin(\sigma - \delta)} - 1} \\ y = \pm \sqrt{\frac{\sin \beta \sin(\gamma - \delta)}{\sin(\sigma - \gamma) \sin(\sigma - \beta - \delta)} - 1} \end{array} \right. \text{ or } \left\{ \begin{array}{l} w = \infty \\ x = \pm \sqrt{\frac{\sin \beta \sin(\alpha - \delta)}{\sin(\sigma - \alpha) \sin(\sigma - \beta - \delta)} - 1} \\ y^{-1} = \pm \sqrt{\frac{\sin \beta \sin \gamma}{\sin(\sigma - \alpha) \sin(\sigma - \delta)} - 1} \\ z = \pm \sqrt{\frac{\sin \gamma \sin(\delta - \alpha)}{\sin(\sigma - \delta) \sin(\sigma - \alpha - \gamma)} - 1} \end{array} \right.$$

Similarly, our next step is to determine how many of the above solutions are real. Take $x = \infty$ as an example, the condition for y, z, w to be real numbers is (referring to the helpful identities in Section 5):

$$\begin{aligned} & \sin(\sigma - \alpha) \sin(\sigma - \beta) - \sin \gamma \sin \delta = \sin(\sigma - \alpha - \gamma) \sin(\sigma - \beta - \gamma) \\ & = \frac{\sin \alpha \sin \beta \sin \gamma \sin \delta - \sin(\sigma - \alpha) \sin(\sigma - \beta) \sin(\sigma - \gamma) \sin(\sigma - \delta)}{\sin \sigma \sin(\sigma - \alpha - \beta)} < 0 \end{aligned}$$

Following the notation introduced for the Elliptic type,

$$M = \frac{\alpha\beta\gamma\delta}{(\sigma - \alpha)(\sigma - \beta)(\sigma - \gamma)(\sigma - \delta)} \in (0, 1) \cup (1, +\infty) \quad (29)$$

the condition for $x = \infty$ to be a real configuration is

$$(M - 1) \sin \sigma \sin(\sigma - \alpha - \beta) < 0$$

Let us write all the cases together:

$$\begin{cases} (M-1)\text{sign}(\pi-\sigma)\text{sign}(\sigma-\alpha-\beta) < 0 \Leftrightarrow x = \infty \text{ can be reached} \\ (M-1)\text{sign}(\pi-\sigma)\text{sign}(\sigma-\beta-\gamma) < 0 \Leftrightarrow y = \infty \text{ can be reached} \\ (M-1)\text{sign}(\pi-\sigma)\text{sign}(\sigma-\gamma-\delta) < 0 \Leftrightarrow z = \infty \text{ can be reached} \\ (M-1)\text{sign}(\pi-\sigma)\text{sign}(\sigma-\delta-\alpha) < 0 \Leftrightarrow w = \infty \text{ can be reached} \end{cases}$$

From post-examination, when $(M-1)\text{sign}(\pi-\sigma)\text{sign}(\sigma-\alpha-\beta) < 0$, x reaches the infinity:

$$\begin{cases} x = \infty \\ y = \text{sign}(\sigma-\pi)\sqrt{\frac{\sin\gamma\sin(\beta-\alpha)}{\sin(\sigma-\beta)\sin(\sigma-\alpha-\gamma)}} - 1 \\ z^{-1} = \sqrt{\frac{\sin\gamma\sin\delta}{\sin(\sigma-\alpha)\sin(\sigma-\beta)}} - 1 \\ w = \text{sign}(\pi-\sigma)\sqrt{\frac{\sin\delta\sin(\alpha-\beta)}{\sin(\sigma-\alpha)\sin(\sigma-\beta-\delta)}} - 1 \end{cases}$$

$$\begin{cases} x = \infty \\ y = \text{sign}(\pi-\sigma)\sqrt{\frac{\sin\gamma\sin(\beta-\alpha)}{\sin(\sigma-\beta)\sin(\sigma-\alpha-\gamma)}} - 1 \\ z^{-1} = -\sqrt{\frac{\sin\gamma\sin\delta}{\sin(\sigma-\alpha)\sin(\sigma-\beta)}} - 1 \\ w = \text{sign}(\sigma-\pi)\sqrt{\frac{\sin\delta\sin(\alpha-\beta)}{\sin(\sigma-\alpha)\sin(\sigma-\beta-\delta)}} - 1 \end{cases}$$

When $(M-1)\text{sign}(\pi-\sigma)\text{sign}(\sigma-\beta-\gamma) < 0$, y reaches the infinity:

$$\begin{cases} y = \infty \\ z = \text{sign}(\sigma-\pi)\sqrt{\frac{\sin\delta\sin(\gamma-\beta)}{\sin(\sigma-\gamma)\sin(\sigma-\beta-\delta)}} - 1 \\ w^{-1} = \sqrt{\frac{\sin\delta\sin\alpha}{\sin(\sigma-\beta)\sin(\sigma-\gamma)}} - 1 \\ x = \text{sign}(\pi-\sigma)\sqrt{\frac{\sin\alpha\sin(\beta-\gamma)}{\sin(\sigma-\beta)\sin(\sigma-\alpha-\gamma)}} - 1 \end{cases}$$

$$\left\{ \begin{array}{l} y = \infty \\ z = \text{sign}(\pi - \sigma) \sqrt{\frac{\sin \delta \sin(\gamma - \beta)}{\sin(\sigma - \gamma) \sin(\sigma - \beta - \delta)}} - 1 \\ w^{-1} = -\sqrt{\frac{\sin \delta \sin \alpha}{\sin(\sigma - \beta) \sin(\sigma - \gamma)}} - 1 \\ x = \text{sign}(\sigma - \pi) \sqrt{\frac{\sin \alpha \sin(\beta - \gamma)}{\sin(\sigma - \beta) \sin(\sigma - \alpha - \gamma)}} - 1 \end{array} \right.$$

When $(M - 1)\text{sign}(\pi - \sigma)\text{sign}(\sigma - \gamma - \delta) < 0$, z reaches the infinity:

$$\left\{ \begin{array}{l} z = \infty \\ w = \text{sign}(\sigma - \pi) \sqrt{\frac{\sin \alpha \sin(\delta - \gamma)}{\sin(\sigma - \delta) \sin(\sigma - \alpha - \gamma)}} - 1 \\ x^{-1} = \sqrt{\frac{\sin \alpha \sin \beta}{\sin(\sigma - \gamma) \sin(\sigma - \delta)}} - 1 \\ y = \text{sign}(\pi - \sigma) \sqrt{\frac{\sin \beta \sin(\gamma - \delta)}{\sin(\sigma - \gamma) \sin(\sigma - \beta - \delta)}} - 1 \end{array} \right.$$

$$\left\{ \begin{array}{l} z = \infty \\ w = \text{sign}(\pi - \sigma) \sqrt{\frac{\sin \alpha \sin(\delta - \gamma)}{\sin(\sigma - \delta) \sin(\sigma - \alpha - \gamma)}} - 1 \\ x^{-1} = -\sqrt{\frac{\sin \alpha \sin \beta}{\sin(\sigma - \gamma) \sin(\sigma - \delta)}} - 1 \\ y = \text{sign}(\sigma - \pi) \sqrt{\frac{\sin \beta \sin(\gamma - \delta)}{\sin(\sigma - \gamma) \sin(\sigma - \beta - \delta)}} - 1 \end{array} \right.$$

When $(M - 1)\text{sign}(\pi - \sigma)\text{sign}(\sigma - \delta - \alpha) < 0$, w reaches the infinity:

$$\left\{ \begin{array}{l} w = \infty \\ x = \text{sign}(\sigma - \pi) \sqrt{\frac{\sin \beta \sin(\alpha - \delta)}{\sin(\sigma - \alpha) \sin(\sigma - \beta - \delta)}} - 1 \\ y^{-1} = \sqrt{\frac{\sin \beta \sin \gamma}{\sin(\sigma - \alpha) \sin(\sigma - \delta)}} - 1 \\ z = \text{sign}(\pi - \sigma) \sqrt{\frac{\sin \gamma \sin(\delta - \alpha)}{\sin(\sigma - \delta) \sin(\sigma - \alpha - \gamma)}} - 1 \end{array} \right.$$

$$\left\{ \begin{array}{l} w = \infty \\ x = \text{sign}(\pi - \sigma) \sqrt{\frac{\sin \beta \sin(\alpha - \delta)}{\sin(\sigma - \alpha) \sin(\sigma - \beta - \delta)}} - 1 \\ y^{-1} = -\sqrt{\frac{\sin \beta \sin \gamma}{\sin(\sigma - \alpha) \sin(\sigma - \delta)}} - 1 \\ z = \text{sign}(\sigma - \pi) \sqrt{\frac{\sin \gamma \sin(\delta - \alpha)}{\sin(\sigma - \delta) \sin(\sigma - \alpha - \gamma)}} - 1 \end{array} \right.$$

40 The Grashof condition and self-intersection

Proposition 7. (The spherical version of the Grashof condition) If the sum of the shortest and longest linkage of a planar quadrilateral linkage is less than or equal to the sum of the remaining two linkages, then the shortest linkage can rotate fully with respect to a neighbouring linkage.

We could naturally examine this condition from our previous discussions on the solutions at infinity. It holds obviously except for the elliptic type. Without loss of generality, suppose β is the shortest linkage, then the condition for $x = \infty$ or $y = \infty$ is

$$(M - 1)\text{sign}(\pi - \sigma)\text{sign}(\sigma - \alpha - \beta) < 0$$

$$(M - 1)\text{sign}(\pi - \sigma)\text{sign}(\sigma - \beta - \gamma) < 0$$

Since β is the shortest, the statement below holds

$$\sigma - \alpha - \beta > 0 \text{ or } \sigma - \beta - \gamma > 0$$

hence in order for $x = \infty$ or $y = \infty$ can be reached, we need to require:

$$(M - 1)\text{sign}(\pi - \sigma) < 0 \Leftrightarrow \max + \min < \sigma$$

The right hand side is exactly the Grashof condition.

Proposition 8. When no folding angle reaches zero or the infinity, a spherical 4-bar linkage is self-intersected if and only if

$$(\text{sign}(x), \text{sign}(y), \text{sign}(z), \text{sign}(w)) = \begin{cases} (1, 1, -1, -1) \\ (-1, 1, 1, -1) \\ (-1, -1, 1, 1) \\ (1, -1, -1, 1) \end{cases}$$

Proof. The study of self-intersections of a spherical quadrilateral reduces to study of intersection of two arcs, say, AB and CD. These segments intersect if and only if the points A and B lie on opposite sides of the line CD and the points C and D lie on the opposite sides of the line AB. The points A and B lie on different sides of CD if and only if the oriented areas of the triangles ACD and BCD have different signs. So for a spherical 4-bar linkage ABCD it suffices

to compute the oriented areas of all four triangles and to study the pattern of signs. Further, the signs of these oriented areas equal to the signs of the rotational angles x, y, z, w . \square

We have introduced this self-intersection check in the attached MATLAB app.

Acknowledgement

This work is supported by the JST CREST Grant No. JPMJCR1911.

References

- Jen-San Chen and C.H Chiang. Fourth order synthesis of spherical 4-bar function generators. *Mechanism and Machine Theory*, 18(6):451–456, January 1983. ISSN 0094114X. doi: 10.1016/0094-114X(83)90061-7.
- Riccardo Foschi, Thomas C. Hull, and Jason S. Ku. Explicit kinematic equations for degree-4 rigid origami vertices, Euclidean and non-Euclidean. *Physical Review E*, 106(5):055001, November 2022. doi: 10.1103/PhysRevE.106.055001. Publisher: American Physical Society.
- C. G. Gibson and J. M. Selig. Movable hinged spherical quadrilaterals – II singularities and reductions. *Mechanism and Machine Theory*, 23(1):19–24, January 1988a. ISSN 0094-114X. doi: 10.1016/0094-114X(88)90005-5.
- C.G Gibson and J.M Selig. Movable hinged spherical quadrilaterals – I the configuration space. *Mechanism and Machine Theory*, 23(1):13–18, January 1988b. ISSN 0094114X. doi: 10.1016/0094-114X(88)90004-3.
- Zeyuan He. Elliptic-fun-based config space of spherical 4-bar linkage. *MATLAB Central File Exchange*, July 2023. <https://uk.mathworks.com/matlabcentral/fileexchange/132653-elliptic-fun-based-config-space-of-spherical-4-bar-linkage>.
- Ivan Izmistiev. Classification of flexible Kokotsakis polyhedra with quadrangular base. *International Mathematics Research Notices*, 2017(3):715–808, 2016. doi: 10.1093/imrn/rnw055.
- G. Khimshiashvili. Complex geometry of quadrilateral linkages. *Recent Developments in Generalized Analytic Functions and Their Applications*, pages 90–100, 2011.
- Scott Waitukaitis and Martin van Hecke. Origami building blocks: Generic and special four-vertices. *Physical Review E*, 93(2):023003, February 2016. doi: 10.1103/PhysRevE.93.023003. Publisher: American Physical Society.
- Luca Zimmermann and Tino Stanković. Rigid and Flat Foldability of a Degree-Four Vertex in Origami. *Journal of Mechanisms and Robotics*, 12(1), 2020. Publisher: American Society of Mechanical Engineers Digital Collection.