

---

# APBENCH: A UNIFIED BENCHMARK FOR AVAILABILITY POISONING ATTACKS AND DEFENSES

---

A PREPRINT

Tianrui Qin<sup>\*1,2</sup>, Xitong Gao<sup>\*1</sup>, Juanjuan Zhao<sup>1</sup>, Kejiang Ye<sup>1</sup>, Cheng-Zhong Xu<sup>3</sup>

<sup>1</sup> Shenzhen Institutes of Advanced Technology, Chinese Academy of Sciences, China.

<sup>2</sup> University of Chinese Academy of Sciences, China.

<sup>3</sup> University of Macau, Macau S.A.R., China.

## ABSTRACT

The efficacy of availability poisoning, a method of poisoning data by injecting imperceptible perturbations to prevent its use in model training, has been a hot subject of investigation. Previous research suggested that it was difficult to effectively counteract such poisoning attacks. However, the introduction of various defense methods has challenged this notion. Due to the rapid progress in this field, the performance of different novel methods cannot be accurately validated due to variations in experimental setups. To further evaluate the attack and defense capabilities of these poisoning methods, we have developed a benchmark — APBench for assessing the efficacy of adversarial poisoning. APBench consists of 9 state-of-the-art availability poisoning attacks, 8 defense algorithms, and 4 conventional data augmentation techniques. We also have set up experiments with varying different poisoning ratios, and evaluated the attacks on multiple datasets and their transferability across model architectures. We further conducted a comprehensive evaluation of 2 additional attacks specifically targeting unsupervised models. Our results reveal the glaring inadequacy of existing attacks in safeguarding individual privacy. APBench is open source and available to the deep learning community: <https://github.com/lafeat/apbench>.

## 1 Introduction

Recent advancements of deep neural networks (DNNs) [14, 20, 34] heavily rely on the abundant availability of data resources [4, 18, 31]. However, the unauthorized collection of large-scale data through web scraping for model training has raised concerns regarding data security and privacy. In response to these concerns, a new paradigm of practical and effective data protection methods has emerged, known as availability poisoning attacks (APA) [7, 8, 9, 13, 13, 16, 30, 30, 33, 36, 39, 40, 41], or unlearnable example attacks. These poisoning methods inject small perturbations into images that are typically imperceptible to humans, creating “shortcuts” [10] in the training process that hinder the model’s ability to learn the original features of the images. Recently, the field of deep learning has witnessed advancements in defense strategies [6, 16, 22, 28] that hold the potential to challenge APAs, thereby undermining their claimed effectiveness and robustness. These defenses reveal the glaring inadequacy of existing APAs in safeguarding individual privacy in images. Consequently, we anticipate an impending arms race between attack and defense strategies in the near future.

However, evaluating the performance of these new methods across diverse model architectures and datasets poses a significant challenge due to variations in experimental settings of recent literatures. In addition, researchers face the daunting task of staying abreast of the latest methods and assessing the effectiveness of various competing attack-defense combinations. This could greatly hamper the development and empirical exploration of novel attack and defense strategies.

To tackle this challenge, we propose the APBench, a benchmark specifically designed for availability poisoning attacks and defenses. It involves implementing poisoning attack and defense mechanisms under standardized perturbations and training hyperparameters, in order to ensure fair and reproducible comparative evaluations. APBench comprises a

---

\*Equal contribution. Correspondence to Xitong Gao (xt.gao@siat.ac.cn).

range of availability poisoning attacks and defense algorithms, and commonly-used data augmentation policies. This comprehensive suite allows us to evaluate the effectiveness of the poisoning attacks thoroughly.

Our contributions can be summarized as follows:

- An open source benchmark for state-of-the-art availability poisoning attacks and defenses, including 9 supervised and 2 unsupervised poisoning attack methods, 8 defense strategies and 4 common data augmentation methods.
- We conduct a comprehensive evaluation of competitions between pairs of poisoning attacks and defenses.
- We conducted experiments across 4 publicly available datasets, and also extensively examined scenarios of partial poisoning, increased perturbations, the transferability of attacks to 4 different DNN models under various defenses, and unsupervised learning. We provide visual evaluation tools such as t-SNE, Shapley value map and Grad-CAM to qualitatively analyze the impact of poisoning attacks.

The aim of APBench is to serve as a catalyst for facilitating and promoting future advancements in both availability poisoning attack and defense methods. By providing a platform for evaluation and comparison, we aspire to pave the way for the development of future availability poisoning attacks that can effectively preserve utility and protect privacy.

## 2 Related Work

### 2.1 Availability Poisoning Attacks

Availability poisoning attacks belong to a category of data poisoning attacks [11] that adds a small perturbation to images, that is often imperceptible to humans. The purpose of these perturbations is to protect individual privacy from deep learning algorithms, preventing DNNs from effectively learning the features present in the images. To enforce a small perturbation budget, recent methods typically constrain their perturbations within a small  $\ell_p$ -ball of  $\epsilon$  radius, where typically  $p \in \{0, 2, \infty\}$ . DeepConfuse (DC) [7] proposes to use autoencoders to generate training-phase adversarial perturbations. Neural tangent generalization attacks (NTGA) [41] approximates the target model as a Gaussian process [17] using the generalized neural tangent kernel, and solves a bi-level optimization for perturbations. Error-minimizing attacks (EM) [16] minimizes the training error of the perturbed images relative to their original labels on the target model, creating shortcuts for the data to become “unlearnable” by the target model. Building upon EM, robust error-minimizing attacks (REM) [9] use adversarially trained models to generate perturbations in order to counter defense with adversarial training. Hypocritical [36] also generates error-minimizing perturbations similar to EM, but instead uses a pretrained surrogate model. Targeted adversarial poisoning (TAP) [8] uses adversarial examples as availability attacks. In contrast to the above approaches, indiscriminate poisoning (UCL) [13] and transferable unlearnable examples (TUE) [30] instead consider availability poisoning for unsupervised learning. On the other hand,  $\ell_2$  and  $\ell_0$  perturbation-based poisoning methods do not require a surrogate model. They achieve poisoning by searching for certain triggering patterns to create shortcuts in the network. Besides the above  $\ell_\infty$ -bounded methods, Linear-separable poisoning (LSP) [40] and Autoregressive Poisoning (AR) [33] both prescribe perturbations within an  $\ell_2$  perturbation budget. Specifically, LSP generates randomly initialized linearly separable color block perturbations, while AR fills the starting rows and columns of each channel with Gaussian noise and uses an autoregressive process to fill the remaining pixels, generating random noise perturbations. One Pixel Shortcut [39] (OPS), as an  $\ell_0$ -bounded poisoning method, perturbs only a single pixel in the training image to achieve strong poisoning in terms of usability. Figure 1 provides visual examples of these attacks.

### 2.2 Availability Poisoning Defenses

Currently, defense methods against perturbative availability poisoning can be mainly classified into two categories: preprocessing and training-phase defenses. Data preprocessing methods preprocess the training images to eliminate the poisoning perturbations prior to training. Image shortcuts squeezing (ISS) [22] consists of simple countermeasures based on image compression, including grayscale transformation, JPEG compression, or bit-depth reduction (BDR) to perform poison removal. Recently, AVATAR [6] leverages the method proposed in DiffPure [26] to employ diffusion models to disrupt deliberate perturbations while preserving semantics in the training images. On the other hand, training-phase defense algorithms apply specific modifications to the training phase to defend against availability attacks. Adversarial training has long been considered the most effective defense mechanism [9, 16] against such attacks. Adversarial augmentations [28] sample multiple augmentations on one image, and train models on the maximum loss of all augmented images to prevent learning from poisoning shortcuts. For referential baselines, APBench also includes commonly used data augmentation techniques such as Gaussian blur, random crop and flip (standard training), CutOut [5], CutMix [42], and MixUp [43], and show their (limited) effect in mitigating availability poisons.




Figure 1: Visualizations of unlearnable CIFAR-10 images with corresponding perturbations. Perturbations are normalized for visualization.

### 2.3 Related Benchmarks

Availability poisoning is closely connected to the domains of adversarial and backdoor attack and defense algorithms. Adversarial attacks primarily aim to deceive models with adversarial perturbations during inference to induce misclassifications. Currently, there are several libraries and benchmarks available for evaluating adversarial attack and defense techniques, such as Foolbox [29], AdvBox [12], and RobustBench [3].

In contrast, backdoor attacks focus on injecting backdoor triggers into the training data, causing trained models to misclassify images containing these triggers while maintaining or minimally impacting clean accuracy. Benchmark libraries specifically designed for backdoor attacks and defenses include TrojanZoo [27], Backdoorbench [38], and Backdoorbox [21].

However, there is currently a lack and an urgent need of a dedicated and comprehensive benchmark that standardizes and evaluates availability poisoning attack and defense strategies. To the best of our knowledge, APBench is the first benchmark that fulfills this purpose. It offers an extensive library of recent attacks and defenses, explores various perspectives, including the impact of poisoning rates and model architectures, as well as attack transferability. We hope that APBench can make significant contributions to the community and foster the development of future availability attacks for effective privacy protection.

## 3 Problem formulation

**Attacker** In general, the objective of the attacker is to render the data unlearnable by deep learning models. They achieve this by introducing small perturbations to images, effectively hindering the trainer from utilizing the data to learn models that can generalize effectively to the original data distribution. Formally, consider a source dataset comprising original examples  $\mathcal{D}_{\text{clean}} = \{(\mathbf{x}_1, y_1), \dots, (\mathbf{x}_n, y_n)\}$  where  $\mathbf{x}_i \in \mathcal{X}$  denotes an input image and  $y_i \in \mathcal{Y}$  represents its label. The objective of the attacker is thus to construct a set of availability perturbations  $\delta$ , such that models trained on the set of *availability poisoned examples*  $\mathcal{D}_{\text{poi}}(\delta) = \{(\mathbf{x} + \delta_{\mathbf{x}}, y) \mid (\mathbf{x}, y) \in \mathcal{D}_{\text{clean}}\}$  are expected to perform poorly when evaluated on a test set  $\mathcal{D}_{\text{test}}$  sampled from the distribution  $\mathcal{S}$ :

$$\max_{\delta} \mathbb{E}_{(\mathbf{x}_i, y_i) \sim \mathcal{D}_{\text{test}}} [\mathcal{L}(f_{\theta^*}(\delta)(\mathbf{x}_i), y_i)], \text{ s.t. } \theta^*(\delta) = \operatorname{argmin}_{\theta} \mathbb{E}_{(\hat{\mathbf{x}}_i, y_i) \sim \mathcal{D}_{\text{poi}}(\delta)} \mathcal{L}(f_{\theta}(\hat{\mathbf{x}}_i), y_i), \quad (1)$$

where  $\mathcal{L}$  denotes the loss function, usually the softmax cross-entropy loss. In order to limit the impact on the original utility of images, the perturbation  $\delta_i$  is generally constrained within a small  $\epsilon$ -ball of  $\ell_p$  distance.

**Defender** The objective of the defender is thus to find a novel training algorithm  $g(\mathcal{D}_{\text{poi}})$  that trains models to generalize well to the original data distribution:

$$\min_g \mathbb{E}_{(\mathbf{x}_i, y_i) \sim \mathcal{D}_{\text{test}}} [\mathcal{L}(f_{\theta^*}(\mathbf{x}_i), y_i)], \text{ s.t. } \theta^* = g(\mathcal{D}_{\text{poi}}). \quad (2)$$

Notably, if the method employs the standard training loss but performs novel image transformations  $h$ , then  $g$  can be further specialized as follows:

$$g(\mathcal{D}_{\text{poi}}) = \operatorname{argmin}_{\theta} \mathbb{E}_{(\hat{\mathbf{x}}_i, y_i) \sim \mathcal{D}_{\text{poi}}(\delta)} \mathcal{L}(f_{\theta}(h(\hat{\mathbf{x}}_i)), y_i). \quad (3)$$

### 4 A Unified Availability Poisoning Benchmark

As shown in Figure 2, APBench consists of three main components: (a) The availability poisoning attack module. This library includes a set of representative availability poisoning attacks that can generate unlearnable versions of a given clean dataset. (b) The poisoning defense module. This module integrates a suite of state-of-the-art defenses that can effectively mitigate the unlearning effect and restore clean accuracies to a certain extent. (c) The evaluation module. This module can efficiently analyze the performance of various availability poisoning attack methods using accuracy metrics and visual analysis strategies.

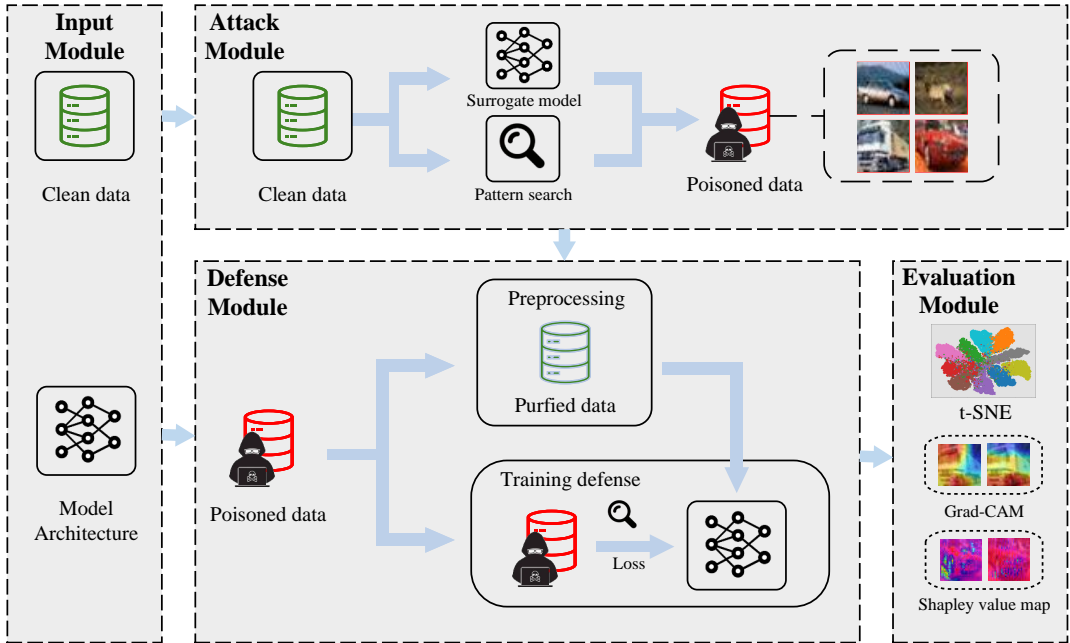


Figure 2: The overall system design of APBench.

We built an extensible codebase as the foundation of APBench. In the attack module, we provide a total of 9 availability poisoning attacks of 3 different perturbation types ( $\ell_p$ ) for supervised learning, and 2 attacks for unsupervised learning. For each availability poisoning attack method, we can generate their respective poisoned datasets. This module also allows us to further expand to different perturbations budgets, poisoning ratios, and easily extend to future poisoning methods. Using the poisoned datasets generated by the attack module, we can evaluate defenses through the defense module. The goal of this module is to ensure that models trained on unlearnable datasets can still generalize well on clean data. The defense module primarily achieves poisoning mitigation through data preprocessing or training-phase defenses. Finally, the evaluation module computes the accuracy metrics of different attacks and defense combinations, and can also perform qualitative visual analyses to help understand the characteristics of the datasets.

Our benchmark currently includes 9 supervised and 2 unsupervised availability poisoning attacks and 8 defense algorithms, and 4 traditional image augmentation methods. In Table 1 and Table 2, we provide a brief summary of the properties of attack and defense algorithms. More detailed descriptions for each algorithm are provided in Appendix B.

### 5 Evaluations

**Datasets** We evaluated our benchmark on 4 commonly used datasets (CIFAR-10 [19], CIFAR-100 [19], SVHN [25], and an ImageNet [4] subset) and 5 mainstream models (ResNet-18 [14], ResNet-50 [14], MobileNetV2 [32], and DenseNet-121 [15]). To ensure a fair comparison between attack and defense methods, we used only the basic version of training for each model. Appendix A summarizes the specifications of the datasets and the test accuracies achievable through standard training on clean training data, and further describes the detail specifications of each dataset.

**Attacks and defenses** We evaluated combinations of availability poisoning attacks and defense methods introduced in Section 4. Moreover, we explored 5 different data poisoning rates and 5 different models. In addition, We also explore two availability poisonings for unsupervised learning (UCL [13] and TUE [30]) and evaluate them on the recently

Table 1: Availability poisoning attack algorithms implemented in APBench. ‘‘Type’’ and ‘‘Budget’’ respectively denotes the type of perturbation and its budget. ‘‘Mode’’ denotes the training mode, where ‘‘S’’ and ‘‘U’’ and respectively mean supervised and unsupervised training. ‘‘No surrogate’’ denotes whether the attack requires access to a surrogate model for perturbation generation. ‘‘Class-wise’’ and ‘‘Sample-wise’’ indicate if the attack supports class-wise and sample-wise perturbation generation. ‘‘Stealthy’’ denotes whether the attack is stealthy to human.

Attack Method	Type	Budget	Mode	No surrogate	Class-wise	Sample-wise	Stealthy	
DC [7]	$\ell_\infty$	8/255	S			✓	✓	
NTGA [41]			S			✓	✓	
HYPO [36]			S				✓	✓
EM [16]			S			✓	✓	✓
REM [9]			S			✓	✓	✓
TAP [8]			S				✓	✓
UCL [13]			U			✓	✓	✓
TUE [30]			U				✓	✓
LSP [40]	$\ell_2$	1.30	S	✓	⊙	✓		
AR [33]		1.00	S	✓	⊙	✓	✓	
OPS [39]	$\ell_0$	1	S	✓	✓	✓		

Table 2: Availability poisoning defense algorithms implemented in APBench.

Defense Method	Type	Time Cost	Description
Standard	Data augmentations	Low	Random image cropping and flipping
CutOut [5]		Low	Random image erasing
MixUp [43]		Low	Random image blending
CutMix [42]		Low	Random image cutting and stitching
Gaussian (used in [22])	Data preprocessing	Low	Image blurring with a Gaussian kernel
BDR (used in [22])		Low	Bit-depth reduction
Gray (used in [22])		Low	Image grayscale transformation
JPEG (used in [22])		Low	Image compression
AVATAR [6]		High	Image corruption and restoration
U-Lite [28]	Training-phase defense	Low	Stronger data augmentations
U-Max [28]		High	Adversarial augmentations
AT [24]		High	Adversarial training

proposed defenses (Gray, JPEG, UEraser-Lite [28], and AVATAR [6]). The implementation details of all algorithms and additional results can be found in Appendix B.

**Training settings** We trained the CIAFR-10, CIFAR-100 and ImageNet-subset models for 200 epochs and the SVHN models for 100 epochs. We used the stochastic gradient descent (SGD) optimizer with a momentum of 0.9 and a learning rate of 0.1 by default. As for unsupervised learning, all experiments are trained for 500 epochs with the SGD optimizer. The learning rate is 0.5 for SimCLR [1] and 0.3 for MoCo-v2 [2]. Please note that we generate sample-wise perturbations for all availability poisoning attacks. Specific settings for each defense method may have slight differences, and detailed information can be found in the Appendix C.

### 5.1 Standard Scenario

To start, we consider a common scenario where both the surrogate model and target model are ResNet-18, and the poisoning rate is set to 100%. We first evaluate the performance of the supervised poisoning methods against 4 state-of-the-art defense mechanisms and 4 commonly used data augmentation strategies. Table 3 presents the evaluation results on CIFAR-10 from our benchmark. It is evident that the conventional data augmentation methods appear to be ineffective against all poisoning methods. Yet, even simple image compression methods (BDR, grayscale, and JPEG corruption from ISS [22]) demonstrate a notable effect in mitigating the poisoning attacks, but fails to achieve high clean accuracy. Despite requiring more computational cost or additional resources (pretrained diffusion models for AVATAR), methods such as UEraser-Max [28] and AVATAR [6], generally surpass the image compression methods from ISS in terms of effectiveness. Adversarial training appears effective but in many cases is outperformed by even a simple JPEG compression. We further conduct experiments on the CIFAR-100, SVHN, and ImageNet-subset datasets, and the results are shown in Table 4.

Table 3: Test accuracies (%) of models trained on poisoned CIFAR-10 datasets.

Method	Standard	CutOut	CutMix	MixUp	Gaussian	BDR	Gray	JPEG	U-Max	AVATAR	AT
DC	15.19	19.94	17.91	25.07	16.10	67.73	85.55	83.57	92.17	82.10	76.85
EM	20.78	18.79	22.28	31.14	14.71	37.94	92.03	80.72	93.61	75.62	82.51
REM	17.47	21.96	26.22	43.07	21.80	58.60	92.27	85.44	92.43	82.42	77.46
HYPO	70.38	69.04	67.12	74.25	62.17	74.82	63.35	85.21	88.44	85.94	81.49
NTGA	22.76	13.78	12.91	20.59	19.95	59.32	70.41	68.72	86.78	86.22	69.70
TAP	6.27	9.88	14.21	15.46	7.88	70.75	11.01	84.08	79.05	87.75	79.92
LSP	13.06	14.96	17.69	18.77	18.61	53.86	64.70	80.14	92.83	76.90	81.38
AR	11.74	10.95	12.60	14.15	13.83	36.14	35.17	84.75	90.12	88.60	81.15
OPS	14.69	52.98	64.72	49.27	13.38	37.32	19.88	78.48	77.99	66.16	14.95

Table 4: Test accuracies (%) on poisoned CIFAR-100, SVHN and ImageNet-subset datasets.

Dataset	Method	Standard	CutOut	CutMix	MixUp	Gaussian	BDR	Gray	JPEG	U-max
CIFAR-100	EM	3.03	4.15	3.98	6.46	2.99	34.10	59.14	58.71	68.81
	REM	3.73	4.00	3.71	10.90	3.59	29.16	57.47	55.60	67.72
	LSP	2.56	2.33	4.52	4.86	1.71	27.12	39.45	52.82	68.31
	AR	1.87	1.63	3.17	2.35	2.62	31.15	16.13	54.73	55.95
SVHN	EM	10.33	13.38	10.77	12.79	8.82	36.65	65.66	86.14	90.24
	REM	14.02	18.92	9.55	19.56	7.54	42.52	19.59	90.58	88.26
	LSP	12.16	12.98	8.17	18.86	7.15	26.67	16.90	84.06	90.64
	AR	19.23	14.92	6.71	13.52	7.75	39.24	10.00	92.46	90.07
ImageNet-100	EM	2.94	4.05	4.73	4.15	3.15	6.45	12.20	31.73	44.07
	REM	3.66	4.13	4.78	3.94	4.28	4.03	3.95	40.98	42.14
	LSP	38.52	40.56	29.78	7.85	42.68	26.58	25.18	36.83	63.28

## 5.2 Challenging Scenarios

To further investigate the effectiveness and robustness of availability poisoning attacks and defenses, we conducted evaluations in more challenging scenarios. We considered partial poisoning scenarios, larger perturbation poisoning, and the attack transferability to different models.

**Partial poisoning** Here, we investigate the impact of poisoning rate on the performance of availability poisoning. Figure 3 presents the results on CIFAR-10 and ResNet-18, *w.r.t.* each poisoning rate for attack-defense pairs, where each subplot corresponds to a specific poisoning attack method. We explore four different poisoning rates (20%, 40%, 60%, 80%). It is evident that due to the different objectives of availability poisoning compared to traditional data poisoning, partial poisoning can greatly affect the effectiveness of availability poisoning attacks. A small poisoning rate mostly nullified their effectiveness.

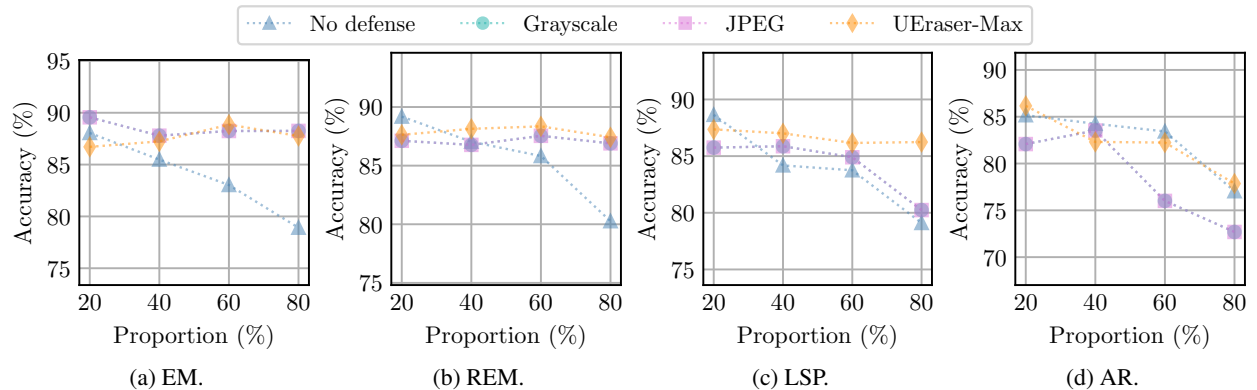


Figure 3: The efficacy of defenses (No defense, Grayscale, JPEG, and UEraser-Max) against different partial poisoning attacks including EM (a), REM (b), LSP (c), and AR (d) with poisoning ratios ranging from 20% to 80%.

Table 5: Test accuracies (%) on poisoned CIFAR-10 datasets with increased perturbations.

Method	Budget	No defense	Gray	JPEG	U-max	AT
EM	$\ell_\infty = 16/255$	18.74	76.76	55.96	88.09	77.82
REM	$\ell_\infty = 16/255$	19.80	83.65	80.07	80.36	75.64
LSP	$\ell_2 = 1.74$	15.83	37.60	42.83	87.20	77.92
AR	$\ell_2 = 1.50$	11.20	26.10	78.24	68.42	70.14

Table 6: Clean test accuracy of CIFAR-10 target models in the transfer setting. Note that AR and LSP are surrogate-free and the surrogate model is ResNet-18 for EM and REM.

Method	Model	No defense	Gray	JPEG	U-max	AVATAR
EM	ResNet-50	14.41	83.40	76.88	85.89	77.64
	SENet-18	13.60	86.03	79.35	83.27	74.22
	MobileNetV2	15.62	77.21	70.96	82.71	75.62
	DenseNet-121	13.89	82.49	78.42	82.37	76.69
REM	ResNet-50	16.26	87.26	75.79	92.69	83.68
	SENet-18	20.99	84.50	78.92	93.17	84.37
	MobileNetV2	20.83	80.81	72.27	91.03	82.77
	DenseNet-121	21.45	85.47	78.42	93.09	83.04
LSP	ResNet-50	19.23	68.94	73.24	93.08	76.47
	SENet-18	18.54	65.06	76.51	92.53	75.19
	MobileNetV2	16.82	61.07	72.03	92.10	76.81
	DenseNet-121	18.94	67.95	74.90	93.47	78.22
AR	ResNet-50	11.83	27.51	80.24	81.40	86.39
	SENet-18	13.68	34.26	79.29	75.06	84.37
	MobileNetV2	13.36	28.54	68.14	73.40	81.63
	DenseNet-121	13.43	25.51	81.12	82.36	89.92

**Larger perturbations** We increased the magnitude of perturbations in availability poisoning attacks to further evaluate the performance of attacks and defenses. Table 5 presents the results of availability poisoning with larger perturbations on CIFAR-10. Due to such significant perturbations, their stealthiness is further reduced, making it challenging to carry out such attacks in realistic scenarios. However, larger perturbations indeed have a more pronounced impact on suppressing defense performance, leading to significant accuracy losses for all defense methods. There exists a trade-off between perturbation magnitude and accuracy recovery.

**Attack transferability across models** In real-world scenarios, availability poisoning attackers can only manipulate the data and do not have access to specific details of the defender. Therefore, we conducted experiments on different model architectures. It is worth noting that all surrogate-based attack methods are considered using ResNet-18. The results are shown in Table 6. It is evident that all surrogate-based and -free poisoning methods exhibit strong transferability, while the three recently proposed defenses also achieve successful defense across different model architectures.

**Unsupervised learning** We evaluated the availability poisoning attacks targeting unsupervised models on two benchmark datasets (CIFAR-10 and CIFAR-100). We assumed the victim model to be ResNet-18, while the attacker used ResNet-18 to generate adversarial perturbations. We considered two popular unsupervised learning frameworks: SimCLR [1] and MoCo-v2 [2]. All defense methods were applied before the data augmentation process, which means they were applied to preprocessed images before undergoing different data augmentations. Therefore, we only applied UEraser-lite as a data preprocessing method. The results of all experiments are shown in Table 7.

**Visual Analyses** We provide visualization tools to facilitate the analysis and understanding of availability poisoning attacks. We use t-SNE [37] to visualize the availability poisons. Although t-SNE cannot accurately represent high-dimensional spaces, it aids in the global visualization of feature representations, allowing us to observe specific characteristics of availability poisons. Gradient-weighted class activation mapping (Grad-CAM) [35] and Shapley value map [23] are commonly used image analysis tools that visualize the contributions of different pixels in an image to the model’s predictions. Through Grad-CAM or Shapley value map, we can qualitatively compare the performance of test samples between the poisoned and clean models.



Table 7: Performance of availability poisoning attacks and defense on different unsupervised learning algorithms and datasets. Note that ‘‘U-lite’’ denotes UEraser-lite.

Algorithm	Method	No Defense	Gray	JPEG	U-lite	AVATAR
SimCLR	UCL	47.25	46.91	66.76	68.42	83.22
	TUE	57.10	56.37	67.54	66.59	84.24
MoCo-v2	UCL	53.78	53.34	65.44	72.13	83.08
	TUE	66.73	64.95	67.28	74.82	82.48




Figure 4: Grad-CAM and Shapley value map visualizations of regions contributed to model decision under different attack methods and defense methods with ResNet-18. (Left) The Grad-CAM visualizations of EM and LSP poisoning attacks. (Right) The Shapley value map visualizations of REM and AR poisoning attacks.

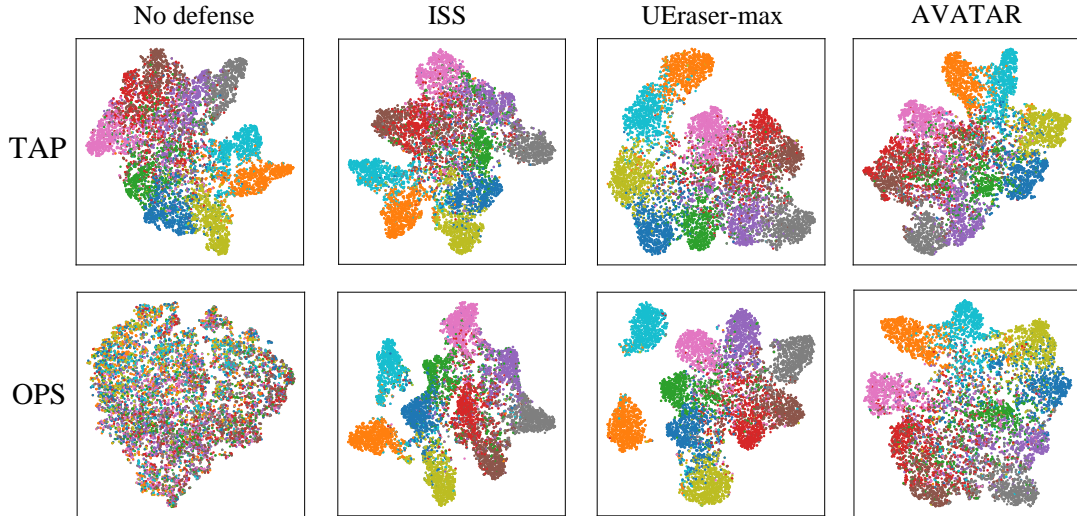


Figure 5: The t-SNE visualization of the models’ feature representations on the clean test set. Note that without defenses, the feature representations of the poisoned models are mostly scrambled as the models struggle to learn useful features.

## 6 Discussion

Our findings indicate that perturbations constrained by traditional  $\ell_p$  norms are ineffective against adversarial augmentation (UEraser), and image restoration by pre-trained diffusion models (AVATAR), as they break free from the assumption of  $\ell_p$  constraints. Even simple image compression techniques (JPEG, Grayscale, and BDR) can effectively remove the effect of perturbations. At this stage, availability poisoning attacks that rely on  $\ell_p$ -bounded perturbations may not be as effective as initially suggested by the relevant attacks.

Future research directions should explore methods that enhance the resilience of perturbations. One approach to consider is the development of generalizable attacks, which can simultaneously target the DNNs being trained, diffusion



models for image restoration, and remain robust against traditional or color distortions, among others. On the other hand, semantic-based perturbations offer an alternative strategy, as such modifications to images can be challenging to remove by defenses.

## 7 Conclusions

We have established the first comprehensive and up-to-date benchmark for the field of availability poisoning, covering a diverse range of availability poisoning attacks and state-of-the-art defense algorithms. We have conducted effective evaluations and analyses of different combinations of attacks and defenses, as well as additional challenging scenarios. Through this new benchmark, our primary objective is to provide researchers with a clearer understanding of the current progress in the field of availability poisoning attacks and defenses. We hope it can enable rapid comparisons between existing methods and new approaches, while also inspiring fresh ideas through our comprehensive evaluations and observations. We believe that our benchmark will contribute to the advancement of availability poisoning research and the development of more effective attacks to safeguard privacy.

## Acknowledgements

This work is supported in part by Guangdong Basic and Applied Basic Research Foundation (No. 2020B1515130004), and Shenzhen Science and Technology Innovation Commission (No. JCYJ20190812160003719).

## References

- [1] Ting Chen, Simon Kornblith, Mohammad Norouzi, and Geoffrey Hinton. A simple framework for contrastive learning of visual representations. In *International conference on machine learning*, pages 1597–1607. PMLR, 2020.
- [2] Xinlei Chen, Haoqi Fan, Ross Girshick, and Kaiming He. Improved baselines with momentum contrastive learning. *arXiv preprint arXiv:2003.04297*, 2020.
- [3] Francesco Croce, Maksym Andriushchenko, Vikash Sehwal, Edoardo DeBenedetti, Nicolas Flammarion, Mung Chiang, Prateek Mittal, and Matthias Hein. Robustbench: a standardized adversarial robustness benchmark. *arXiv preprint arXiv:2010.09670*, 2020.
- [4] Jia Deng, Wei Dong, Richard Socher, Li-Jia Li, Kai Li, and Li Fei-Fei. ImageNet: A large-scale hierarchical image database. In *2009 IEEE conference on computer vision and pattern recognition*, pages 248–255. IEEE, 2009.
- [5] Terrance DeVries and Graham W Taylor. Improved regularization of convolutional neural networks with cutout. *arXiv preprint arXiv:1708.04552*, 2017.
- [6] Hadi M Dolatabadi, Sarah Erfani, and Christopher Leckie. The devil’s advocate: Shattering the illusion of unexploitable data using diffusion models. *arXiv preprint arXiv:2303.08500*, 2023.
- [7] Ji Feng, Qi-Zhi Cai, and Zhi-Hua Zhou. Learning to confuse: generating training time adversarial data with auto-encoder. *Advances in Neural Information Processing Systems*, 32, 2019.
- [8] Liam Fowl, Micah Goldblum, Ping-yeh Chiang, Jonas Geiping, Wojciech Czaja, and Tom Goldstein. Adversarial examples make strong poisons. *Advances in Neural Information Processing Systems*, 34:30339–30351, 2021.
- [9] Shaopeng Fu, Fengxiang He, Yang Liu, Li Shen, and Dacheng Tao. Robust unlearnable examples: Protecting data against adversarial learning. In *International Conference on Learning Representations*, 2022.
- [10] Robert Geirhos, Jörn-Henrik Jacobsen, Claudio Michaelis, Richard Zemel, Wieland Brendel, Matthias Bethge, and Felix A Wichmann. Shortcut learning in deep neural networks. *Nature Machine Intelligence*, 2(11):665–673, 2020.
- [11] Micah Goldblum, Dimitris Tsipras, Chulin Xie, Xinyun Chen, Avi Schwarzschild, Dawn Song, Aleksander Mądry, Bo Li, and Tom Goldstein. Dataset security for machine learning: Data poisoning, backdoor attacks, and defenses. *IEEE Transactions on Pattern Analysis and Machine Intelligence*, 45(2):1563–1580, 2022.
- [12] Dou Goodman, Hao Xin, Wang Yang, Wu Yuesheng, Xiong Junfeng, and Zhang Huan. Advbox: a toolbox to generate adversarial examples that fool neural networks. *arXiv preprint arXiv:2001.05574*, 2020.
- [13] Hao He, Kaiwen Zha, and Dina Katabi. Indiscriminate poisoning attacks on unsupervised contrastive learning. In *International Conference on Learning Representations*, 2023.

- [14] Kaiming He, Xiangyu Zhang, Shaoqing Ren, and Jian Sun. Deep residual learning for image recognition. In *Proceedings of the IEEE conference on computer vision and pattern recognition*, pages 770–778, 2016.
- [15] Gao Huang, Zhuang Liu, Laurens Van Der Maaten, and Kilian Q Weinberger. Densely connected convolutional networks. In *Proceedings of the IEEE conference on computer vision and pattern recognition*, pages 4700–4708, 2017.
- [16] Hanxun Huang, Xingjun Ma, Sarah Monazam Erfani, James Bailey, and Yisen Wang. Unlearnable examples: Making personal data unexploitable. In *International Conference on Learning Representations*, 2021.
- [17] Arthur Jacot, Franck Gabriel, and Clément Hongler. Neural tangent kernel: Convergence and generalization in neural networks. *Advances in neural information processing systems*, 31, 2018.
- [18] Tero Karras, Samuli Laine, Miika Aittala, Janne Hellsten, Jaakko Lehtinen, and Timo Aila. Analyzing and improving the image quality of StyleGAN. In *Proceedings of the IEEE/CVF conference on computer vision and pattern recognition*, pages 8110–8119, 2020.
- [19] Alex Krizhevsky, Geoffrey Hinton, et al. Learning multiple layers of features from tiny images. 2009.
- [20] Yann LeCun, Yoshua Bengio, and Geoffrey Hinton. Deep learning. *nature*, 521(7553):436–444, 2015.
- [21] Yiming Li, Mengxi Ya, Yang Bai, Yong Jiang, and Shu-Tao Xia. BackdoorBox: A Python toolbox for backdoor learning. 2023.
- [22] Zhuoran Liu, Zhengyu Zhao, and Martha Larson. Image shortcut squeezing: Countering perturbative availability poisons with compression. In *International conference on machine learning*, 2023.
- [23] Scott M Lundberg and Su-In Lee. A unified approach to interpreting model predictions. *Advances in neural information processing systems*, 30, 2017.
- [24] Aleksander Madry, Aleksandar Makelov, Ludwig Schmidt, Dimitris Tsipras, and Adrian Vladu. Towards deep learning models resistant to adversarial attacks. *arXiv preprint arXiv:1706.06083*, 2017.
- [25] Yuval Netzer, Tao Wang, Adam Coates, Alessandro Bissacco, Bo Wu, and Andrew Y Ng. Reading digits in natural images with unsupervised feature learning. 2011.
- [26] Weili Nie, Brandon Guo, Yujia Huang, Chaowei Xiao, Arash Vahdat, and Anima Anandkumar. Diffusion models for adversarial purification. In *International conference on machine learning*, 2022.
- [27] Ren Pang, Zheng Zhang, Xiangshan Gao, Zhaohan Xi, Shouling Ji, Peng Cheng, and Ting Wang. Trojanzoo: Everything you ever wanted to know about neural backdoors (but were afraid to ask). *arXiv preprint*, 2020.
- [28] Tianrui Qin, Xitong Gao, Juanjuan Zhao, Kejiang Ye, and Cheng-Zhong Xu. Learning the unlearnable: Adversarial augmentations suppress unlearnable example attacks. *arXiv preprint arXiv:2303.15127*, 2023.
- [29] Jonas Rauber, Roland Zimmermann, Matthias Bethge, and Wieland Brendel. Foolbox native: Fast adversarial attacks to benchmark the robustness of machine learning models in pytorch, tensorflow, and jax. *Journal of Open Source Software*, 5(53):2607, 2020.
- [30] Jie Ren, Han Xu, Yuxuan Wan, Xingjun Ma, Lichao Sun, and Jiliang Tang. Transferable unlearnable examples. In *International Conference on Learning Representations*, 2023.
- [31] Olga Russakovsky, Jia Deng, Hao Su, Jonathan Krause, Sanjeev Satheesh, Sean Ma, Zhiheng Huang, Andrej Karpathy, Aditya Khosla, Michael Bernstein, et al. ImageNet large scale visual recognition challenge. *International journal of computer vision*, 115:211–252, 2015.
- [32] Mark Sandler, Andrew Howard, Menglong Zhu, Andrey Zhmoginov, and Liang-Chieh Chen. Mobilenetv2: Inverted residuals and linear bottlenecks. In *Proceedings of the IEEE conference on computer vision and pattern recognition*, pages 4510–4520, 2018.
- [33] Pedro Sandoval-Segura, Vasu Singla, Jonas Geiping, Micah Goldblum, Tom Goldstein, and David Jacobs. Autoregressive perturbations for data poisoning. *Advances in Neural Information Processing Systems*, 35:27374–27386, 2022.
- [34] Jürgen Schmidhuber. Deep learning in neural networks: An overview. *Neural networks*, 61:85–117, 2015.
- [35] Ramprasaath R Selvaraju, Michael Cogswell, Abhishek Das, Ramakrishna Vedantam, Devi Parikh, and Dhruv Batra. Grad-CAM: Visual explanations from deep networks via gradient-based localization. In *Proceedings of the IEEE international conference on computer vision*, pages 618–626, 2017.
- [36] Lue Tao, Lei Feng, Jinfeng Yi, Sheng-Jun Huang, and Songcan Chen. Better safe than sorry: Preventing delusive adversaries with adversarial training. *Advances in Neural Information Processing Systems*, 34:16209–16225, 2021.

- [37] Laurens Van der Maaten and Geoffrey Hinton. Visualizing data using t-sne. *Journal of machine learning research*, 9(11), 2008.
- [38] Baoyuan Wu, Hongrui Chen, Mingda Zhang, Zihao Zhu, Shaokui Wei, Danni Yuan, and Chao Shen. Backdoor-bench: A comprehensive benchmark of backdoor learning. *Advances in Neural Information Processing Systems*, 35:10546–10559, 2022.
- [39] Shutong Wu, Sizhe Chen, Cihang Xie, and Xiaolin Huang. One-pixel shortcut: on the learning preference of deep neural networks. In *International Conference on Learning Representations*, 2023.
- [40] Da Yu, Huishuai Zhang, Wei Chen, Jian Yin, and Tie-Yan Liu. Availability attacks create shortcuts. In *Proceedings of the 28th ACM SIGKDD Conference on Knowledge Discovery and Data Mining*, pages 2367–2376, 2022.
- [41] Chia-Hung Yuan and Shan-Hung Wu. Neural tangent generalization attacks. In *International Conference on Machine Learning*, pages 12230–12240. PMLR, 2021.
- [42] Sangdoon Yun, Dongyoon Han, Seong Joon Oh, Sanghyuk Chun, Junsuk Choe, and Youngjoon Yoo. CutMix: Regularization strategy to train strong classifiers with localizable features. In *Proceedings of the IEEE/CVF international conference on computer vision*, pages 6023–6032, 2019.
- [43] Hongyi Zhang, Moustapha Cisse, Yann N Dauphin, and David Lopez-Paz. MixUp: Beyond empirical risk minimization. In *International Conference on Learning Representations*, 2018.

## A Datasets

Table 8 summarizes the specifications of datasets and the respective test accuracies of typical training on ResNet-18 architectures.

Table 8: Dataset specifications and the respective test accuracies on ResNet-18.

Datasets	#Classes	Training / Test Size	Image Dimensions	Clean Accuracy (%)
CIFAR-10 [19]	10	50,000 / 10,000	32×32×3	94.32
CIFAR-100 [19]	100	50,000 / 10,000	32×32×3	75.36
SVHN [25]	10	73,257 / 26,032	32×32×3	96.03
ImageNet-subset [4]	100	20,000 / 4,000	224×224×3	72.44

## B Implementation Details

In addition to the discussion of properties of the availability poisoning attacks and defenses presented in Tables 1 and 2, here, we provide a high-level description of the attack and defense algorithms implemented in APBench.

### Attacks:

- **Deep Confuse (DC)** [7]: DC is proposed as a novel approach to manipulating classifiers by modifying the training data. Its key idea involves employing an autoencoder-like network to capture the training trajectory of the target model and adversarially perturbing the training data.
- **Error-minimizing attack (EM)** [16]: EM trains a surrogate model by minimizing the error of images relative to their original labels, generating perturbations that minimize the errors and thus render the perturbed images unlearnable. The authors of EM introduce the threat model of availability poisoning attacks, highlighting their role as a mechanism for privacy protection.
- **Neural tangent generalization attack (NTGA)** [41]: NTGA simulates the training dynamics of a generalized deep neural network using a Gaussian process and leverages this surrogate to find better local optima with improved transferability.
- **Hypocritical (HYPO)** [36]: HYPO, similar to EM, generates images that minimize errors relative to their true labels using a pre-trained model.
- **Targeted adversarial poisoning (TAP)** [8]: TAP achieves availability poisoning by generating targeted adversarial examples of non-ground-truth labels of pre-trained models.
- **Robust error-minimizing attacks (REM)** [9]: REM improves the poisoning effect of availability poisoning by replacing the training process of the surrogate model with adversarial training.
- **Linear-separable poisoning (LSP)** [40]: LSP generates randomly initialized linearly separable color block perturbations, enabling effective availability poisoning attacks without requiring surrogate models or excessive computational overhead.
- **Autoregressive Poisoning (AR)** [33]: AR, similar to LSP, does not require additional surrogate models. It fills the initial rows and columns of each channel with Gaussian noise and uses an autoregressive process to fill the remaining pixels, generating random noise perturbations.
- **One-Pixel-Shortcut (OPS)** [39]: OPS is a targeted availability poisoning attack that perturbs only one pixel of an image, generating an effective availability poisoning attack against traditional adversarial training methods.
- **Indiscriminate poisoning (UCL)** [13]: UCL considers generating unlearnable examples for unsupervised learning by minimizing the CL loss (*e.g.*, the InfoNCE loss) in the unsupervised learning setting.
- **Transferable unlearnable examples (TUE)** [30]: TUE discovers that UCL is effective only in unsupervised learning, while its performance significantly deteriorates in supervised learning. Therefore, TUE is proposed that simultaneously targets both supervised and unsupervised learning. Different to UCL, it additionally embeds linear separable poisons into unsupervised unlearnable examples using the class-wise separability discriminant.

### Defenses:

- **Adversarial training (AT)** [24]: AT is a widely-recognized effective approach against availability poisoning. Small adversarial perturbations are applied to the training images during training, in order to improve the robustness of the model against perturbations.
- **Image Shortcut Squeezing (ISS)** [22]: ISS uses traditional image compression techniques such as grayscale transformation, bit-depth reduction (BDR), and JPEG compression, as defenses against availability poisoning.
- **Adversarial augmentations (UEraser)** [28]: UEraser-Lite uses an effective augmentation pipeline to suppress availability poisoning shortcuts. UEraser-Max further improves the defense against availability poisoning through adversarial augmentations.
- **AVATAR** [6]: Following DiffPure [26], AVATAR cleans the images of the unlearnable perturbations with diffusion models.

## C Experimental Settings

Table 9 presents the default hyperparameters for all availability poisoning attacks implemented in APBench.

Table 9: Default hyperparameter settings of attack methods.

Methods	Hyperparameter	Settings
DC	Perturbation	$l_\infty = 8/255$
	Pre-trained model	Official pretrained
NTGA	Perturbation	$l_\infty = 8/255$
	Poisoned dataset	Official pretrained CIFAR-10 CNN (best)
EM	Perturbation	$l_\infty = 8/255$
	Perturbation type	Sample-wise
	Stopping error rate	0.01
	Learning rate	0.1
	Batch size	128
HYPO	Optimizer	SGD
	Perturbation	$l_\infty = 8/255$
TAP	Step size	$l_\infty = 0.8/255$
	Perturbation	$l_\infty = 8/255$
REM	Perturbation	$l_\infty = 8/255$
	Perturbation type	Sample-wise
	Stopping error rate	0.01
	Learning rate	0.1
	Batch size	128
	Optimizer	SGD
LSP	Adversarial training perturbation	$l_\infty = 4/255$
	Perturbation	$l_2 = 1.30$ (Project from $l_\infty = 6/255$ )
AR	Patch size	8 for CIFAR-10/100 and SVHN; 32 for ImageNet
	Perturbation	$l_2 = 1.00$
OPS	Default hyperparameters	Follows official code
	Perturbation	$l_0 = 1$
UCL	Perturbation type	Sample-wise
	Default hyperparameters	Follows official code
TUE	Perturbation	$l_\infty = 8/255$
	Poisoned dataset	Official pretrained CP-S of UCL
TUE	Perturbation	$l_\infty = 8/255$
	Poisoned dataset	Official pretrained

## D Additional Results

Figure 6 shows the train and test accuracy curves during training with various defenses under different attacks for CIFAR-10.

Figure 7 shows the t-SNE visualization of the models’ feature representations on the clean test set for CIFAR-10.

Table 10: Default training hyperparameter settings.

Datasets	Hyperparameter	Settings
CIFAR-10/-100	Optimizer	SGD
	Momentum	0.9
	Weight-decay	0.0005
	Batch size	128
	Standard Augmentations	Random crop, random horizontal flip
	Training epochs	50
	Initial learning rate	0.1
	Learning rate schedule	Epochs per decay: 100, decay factor: 0.5
SVHN	Optimizer	SGD
	Momentum	0.9
	Weight-decay	0.0005
	Batch size	128
	Standard augmentations	None
	Training epochs	40
	Initial learning rate	0.1
	Learning rate schedule	Epochs per decay: 100, decay factor: 0.5
ImageNet-100	Optimizer	SGD
	Momentum	0.9
	Weight-decay	0.0005
	Batch size	256
	Standard augmentations	Random crop, horizontal flip, and color jitter
	Training epochs	100
	Initial learning rate	0.1
	Learning rate schedule	Epochs per decay: 100, decay factor: 0.5

Table 11: Default hyperparameter settings of defenses.

Methods	Hyperparameter	Settings
Adversarial training [24]	Perturbation	$\ell_\infty = 8/255$
	Steps size	$\ell_\infty = 2/255$
	PGD steps	10
	Training epochs	200
CutOut [5] / CutMix [42] / MixUp [43]	Training epochs	60
Gaussian [22]	Kernel size	3
	Standard deviation	0.1
	Training epochs	100
JPEG [22]	Quality	10
	Training epochs	200
BDR [22]	Number of bits	2
	Training epochs	200
UEraser-Lite [28]	PlasmaBrightness / PlasmaContrast	p = 0.5
	ChannelShuffle	p = 0.5
	Training epochs	200
UEraser-Max [28]	PlasmaBrightness / PlasmaContrast	p = 0.5
	ChannelShuffle	p = 0.5
	Number of Repeats $K$	5
	Training epochs	300
AVATAR [6]	Diffusion sampler	Score-SDE
	Starting step / Total diffusion steps	60 / 1000
	Pre-trained model	Official pretrained
	Training epochs	200

## E Limitations

APBench has mainly focused on providing algorithms and evaluations related to image data. However, such availability poisoning methods may also be applicable to text, speech, or video domains. In the future, we plan to expand APBench to include more domains, aiming to establish a more comprehensive and valuable benchmark for personal privacy protection against deep learning.

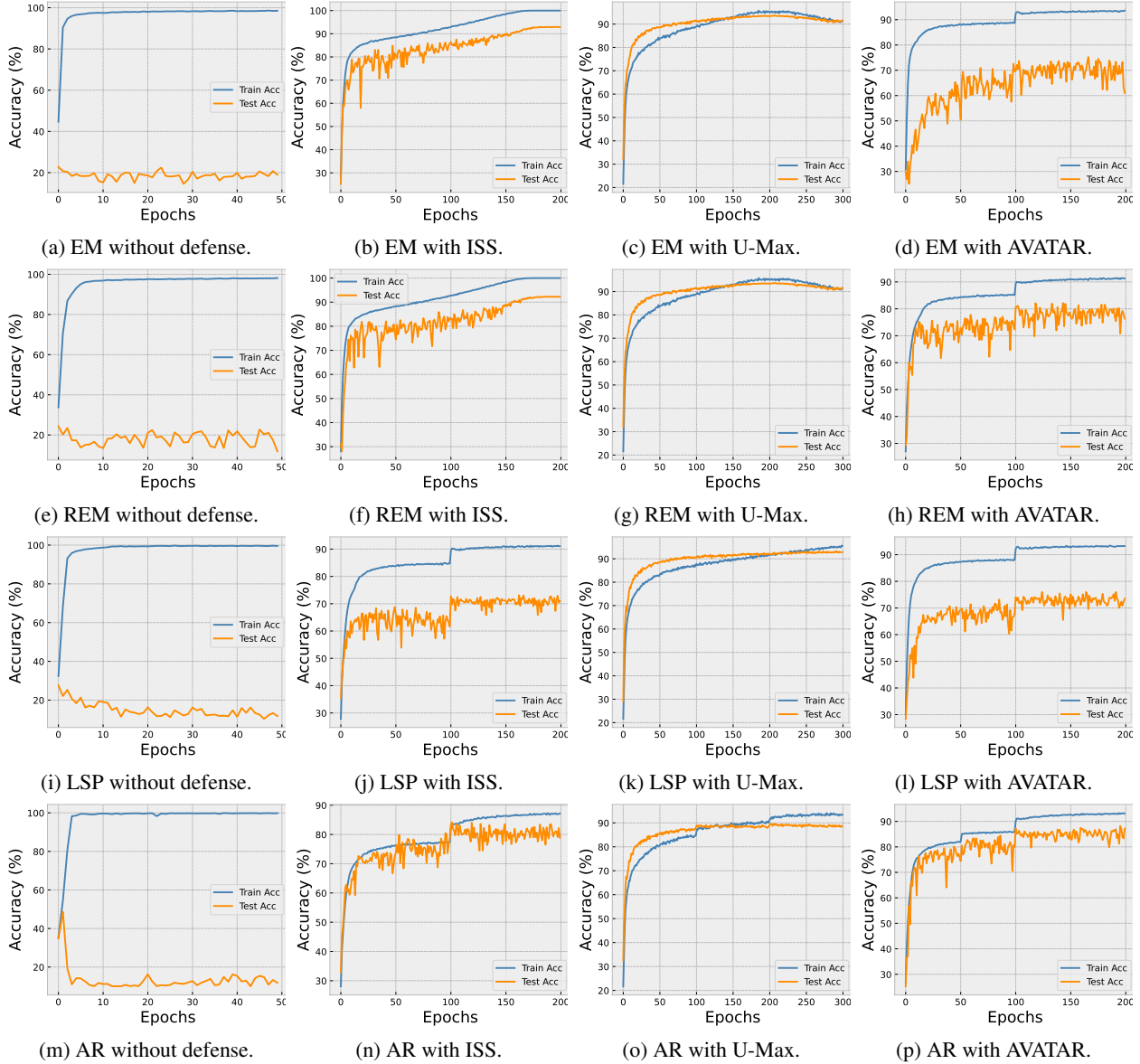


Figure 6: Train and test accuracy curves during training for different defenses (standard training, ISS, UEraser-Max, and AVATAR) under different attacks (EM, REM, LSP, and AR) for CIFAR-10.

## F Ethics Statement

Similar to many other technologies, the implementation of availability poisoning algorithms can be used by users for both beneficial and malicious purposes. We understand that these poisoning attack methods were originally proposed to protect privacy, but they can also be used to generate maliciously data to introduce model backdoors. The benchmark aims to promote an understanding of various availability poisoning attacks and defense methods, as well as encourage the development of new algorithms in this field. However, we emphasize that the use of these algorithms and evaluation results should comply with ethical guidelines and legal regulations. We encourage users to be aware of the potential risks of the technology and take appropriate measures to ensure its beneficial use for both society and individuals.






Figure 7: The t-SNE visualization of the models’ feature representations on the clean test set under additional attacks for CIFAR-10. “U-Max” denotes “UEraser-Max”.

## G Computational Resources

On NVIDIA V100 GPUs, we used up to 0.3 / 1.0 / 3.2 / 4.7 GPU-hours per run for standard training / ISS methods / UEraser-max / AT on CIFAR-10, CIFAR-100 and SVHN. As for ImageNet-100, we used up to 1.0 / 1.6 / 4.9 / 5.8 GPU-hours per run on NVIDIA A100 for standard training / ISS / UEraser-max / AT. The preprocessing stage of AVATAR took 4 GPU-hours on V100 on CIFAR-10. For unsupervised learning, the preprocessing cost of UEraser-lite and AVATAR was approximately 0.4 / 4.0 GPU-hours on V100, and we used up to 4.5 / 4.7 GPU-hours per run for standard training / ISS on CIFAR-10. All experiments in this paper used approximately 3,800 GPU-hours on V100 and 1,100 GPU-hours on A100 in total.

## H Licenses

APBench is open source, and the source code is available at <https://github.com/lafeate/apbench>. Table 12 provides the licenses of the derived implementations of the original algorithms and datasets.

Table 12: Licenses of the datasets and codebases used in this paper.

Name	License	URL
PyTorch	BSD	GitHub: pytorch/pytorch
DC	—	GitHub: kingfengji/DeepConfuse
NTGA	Apache-2.0	GitHub: lionelmessi6410/ntga
EM	MIT	GitHub: HanxunH/Unlearnable-Examples
HYPO	MIT	GitHub: TLMichael/Delusive-Adversary
TAP	MIT	GitHub: lhfowl/adversarial_poisons
REM	MIT	GitHub: fshp971/robust-unlearnable-examples
LSP	—	GitHub: dayu11/Availability-Attacks-Create-Shortcuts
AR	MIT	GitHub: psandovalsegura/autoregressive-poisoning
OPS	Apache-2.0	GitHub: cychomatica/One-Pixel-Shotcut
UCL	MIT	GitHub: kaiwenzha/contrastive-poisoning
TUE	—	GitHub: renjie3/TUE
ISS	—	GitHub: liuzrcc/ImageShortcutSqueezing
DiffPure	NVIDIA	GitHub: NVlabs/DiffPure
CIFAR-10	—	<a href="https://www.cs.toronto.edu/~kriz/cifar.html">https://www.cs.toronto.edu/~kriz/cifar.html</a>
CIFAR-100	—	<a href="https://www.cs.toronto.edu/~kriz/cifar.html">https://www.cs.toronto.edu/~kriz/cifar.html</a>
SVHN	—	<a href="http://ufldl.stanford.edu/housenumbers">http://ufldl.stanford.edu/housenumbers</a>
ImageNet-100	—	GitHub: TerryLoveMI/ImageNet-100-datasets