

Probing charge order of monolayer NbSe₂ within a bulk crystal

Doron Azoury,^{1,*} Edoardo Baldini,^{1,*} Aravind Devarakonda,¹ Jiarui Li,¹ Shiang Fang,¹ Pheona Williams,¹ Riccardo Comin,¹ Joseph Checkelsky,¹ and Nuh Gedik¹

¹*Department of Physics, Massachusetts Institute of Technology,
Cambridge, Massachusetts, 02139 USA*

(Dated: August 8, 2023)

arXiv:2308.02772v1 [cond-mat.mtrl-sci] 5 Aug 2023

Abstract

Atomically thin transition metal dichalcogenides can exhibit markedly different electronic properties compared to their bulk counterparts. In the case of 2H-NbSe₂, the question of whether its charge density wave (CDW) phase is enhanced in the monolayer limit has been the subject of intense debate, primarily due to the difficulty of decoupling this order from its environment. Here, we address this challenge by using a misfit crystal that comprises NbSe₂ monolayers separated by SnSe rock-salt spacers, a structure that allows us to investigate a monolayer crystal embedded in a bulk matrix. We establish an effective monolayer electronic behavior of the misfit crystal by studying its transport properties and visualizing its electronic structure by angle-resolved photoemission measurements. We then investigate the emergence of the CDW by tracking the temperature dependence of its collective modes. Our findings reveal a nearly sixfold enhancement in the CDW transition temperature, providing compelling evidence for the profound impact of dimensionality on charge order formation in NbSe₂.

Over the past decade, significant efforts have been made to explore the influence of reduced dimensionality on the emergence of collective phenomena, most notably in transition metal dichalcogenides (TMDs) hosting CDW and superconducting phases [1–6]. A prototypical example is that of 2H-NbSe₂. In the bulk form, this crystal exhibits a nearly commensurate 3×3 CDW phase ($T_{\text{CDW}} = 33$ K) and a low-temperature superconducting order ($T_{\text{C}} = 7.2$ K). There is a wide consensus that superconductivity is suppressed when this material is thinned down to the monolayer limit, emerging at transition temperatures on the order of 3 K. However, the fate of the CDW order in a two-dimensional crystalline environment remains unclear [7–16]. Scanning tunneling microscopy experiments performed on monolayer 2H-NbSe₂ have shown a slight reduction in T_{CDW} when the material is grown via molecular beam epitaxy on bilayer graphene [8]. In contrast, Raman measurements of the exfoliated material on top of a sapphire substrate have reported a significant enhancement of T_{CDW} up to 145 K [7]. Despite subsequent experimental and theoretical work attempting to resolve the controversy, the question of whether the CDW of 2H-NbSe₂ is enhanced or suppressed at the monolayer

limit remains unanswered. The monolayer quality and durability, as well as substrate-related factors such as charge transfer, doping, screening, and strain, are believed to play a central role in these contradictory observations. These factors are challenging to prevent or minimize in a single monolayer on a substrate, adding significant difficulty to elucidating the intrinsic CDW properties of this system.

Here, we investigate the impact of dimensionality on the CDW in 2H-NbSe₂ by utilizing a misfit crystal of [SnSe]_{1.16}NbSe₂ [17]. This incommensurate structure consists of single-layer 2H-NbSe₂ separated by rock-salt spacers of SnSe (see Fig. 1a and Supplementary Information). We demonstrate that such superstructure enables us to effectively study the intrinsic properties of monolayer 2H-NbSe₂. To achieve this, we first identify the material’s superconducting critical temperature (T_c) through transport measurements and measure its low-energy band structure using angle-resolved photoemission spectroscopy (ARPES). Finally, we probe the emergence of the CDW by tracking its collective mode dynamics as a function of temperature via spontaneous Raman scattering. Our findings reveal that T_{CDW} is considerably enhanced in comparison to bulk 2H-NbSe₂, indicating that reduced dimensionality has a significant impact on the CDW phase. These results, obtained in a protected monolayer within the misfit bulk crystal, offer a clean approach to studying the CDW in the monolayer limit while minimizing environmental effects.

We first evaluate the conduction properties and electronic structure of the misfit crystal to demonstrate its effective two-dimensional behavior. Figure 1c shows the material’s resistivity as a function of temperature (see Supplementary Information). We find that T_C is ~3.2 K, consistent with values reported in monolayer 2H-NbSe₂ systems [3, 7] and [SnSe]_{1.16}NbSe₂ [18].

Next, we compare the electronic band structure of the misfit crystal with those expected for bulk and monolayer 2H-NbSe₂. To this end, we performed ARPES measurements of both [SnSe]_{1.16}NbSe₂ and bulk 2H-NbSe₂ under the same experimental conditions (see Supplementary Information). In Figs. 2a-c, we present the results for the bulk crystal, where we observe two hexagonal contours around the Γ point and two

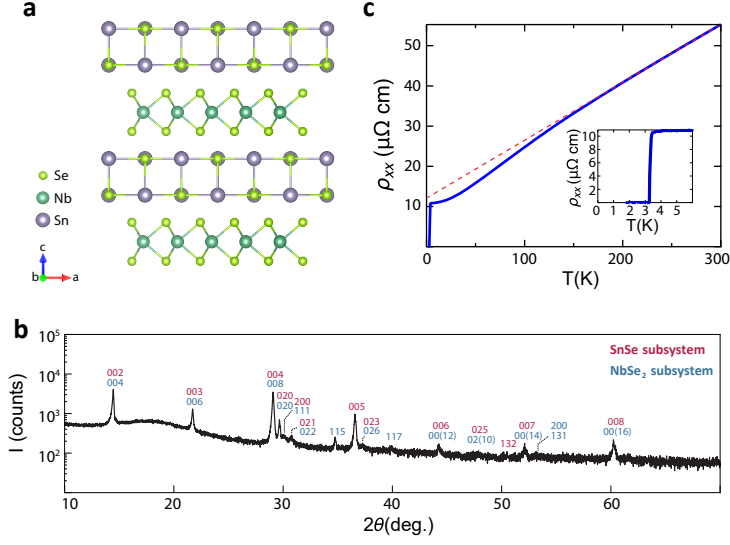


Figure 1. **Crystal structure and resistivity of $[\text{SnSe}]_{1.16}\text{NbSe}_2$.** **a**, Diagram (side view) of the crystal structure of $[\text{SnSe}]_{1.16}\text{NbSe}_2$. **b**, Powder x-ray diffraction of $[\text{SnSe}]_{1.16}\text{NbSe}_2$, the peaks that relate to the SnSe and NbSe_2 subsystems are indicated. **c**, Resistivity as a function of temperature of $[\text{SnSe}]_{1.16}\text{NbSe}_2$, showing superconductivity transition temperature of 3.2K. The dashed red line is a guide to the eye, representing the linear response at the high temperature range.

warped triangular contours around the K point, all of which are associated with Nb 4d bands. Additionally, the signal at the zone center corresponds to Se $4p_z$ derived 'pancake' surface. These observations are consistent with previous measurements of bulk 2H-NbSe_2 [19, 20]. Examination of the measured band structure of the misfit crystal (Figure 2d-e) reveals three features that indicate behavior alike that of monolayer 2H-NbSe_2 . Firstly, the misfit lacks a large inter-layer driven splitting of the contours around the Γ point, which instead appears for the bulk. Secondly, we observe a circular inner contour around the Γ point rather than the hexagonal one seen in the bulk. Thirdly, the spectral weight at the zone center is absent, which is consistent with the fact that the Se $4p_z$ band does not cross the Fermi level in the monolayer limit. These observations are in excellent agreement with density functional theory calculations for

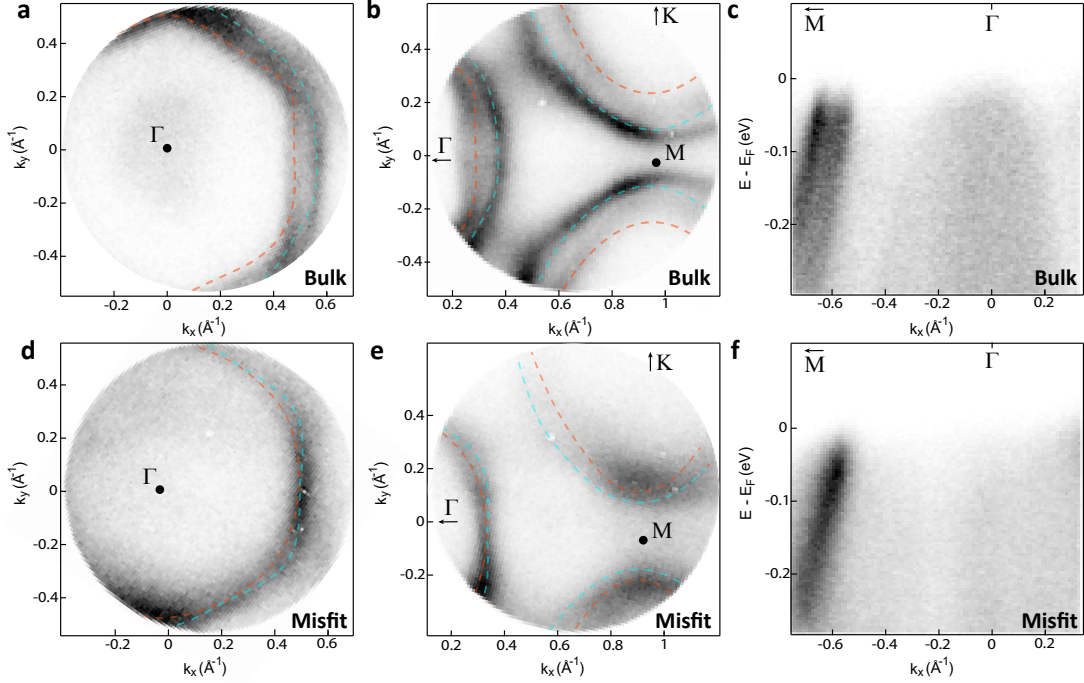


Figure 2. **Electronic band-structure of $[\text{SnSe}]_{1.16}\text{NbSe}_2$.** **a-f**, ARPES measurements of bulk 2H-NbSe₂ and misfit crystal $[\text{SnSe}]_{1.16}\text{NbSe}_2$. Constant energy cuts at the Fermi level (**a** and **b** for the bulk, **d** and **e** for the misfit crystal). The orange cyan dashed lines corresponds to a DFT calculation (see Supplementary Information). Energy-momentum cut along the Γ -M high symmetry line (**c** for the bulk and **f** for the misfit crystal).

a bulk and monolayer 2H-NbSe₂, which are superimposed on the experimental data in Fig. 2. In general, charge transfer from the rock-salt layer may dope the TMD layer, as previously demonstrated in other misfit compounds [21]. The comparison with the calculated Fermi surface indicates negligible charge transfer in our case, which is also consistent with previous studies [22, 23], making it a faithful representation of an isolated monolayer 2H-NbSe₂. It is worth noting that the energy resolution of our ARPES measurements ($\Delta E \approx 60$ meV) did not allow us to detect CDW-induced changes in the band structure.

Both the measured conductivity and electronic band structure establish the presence

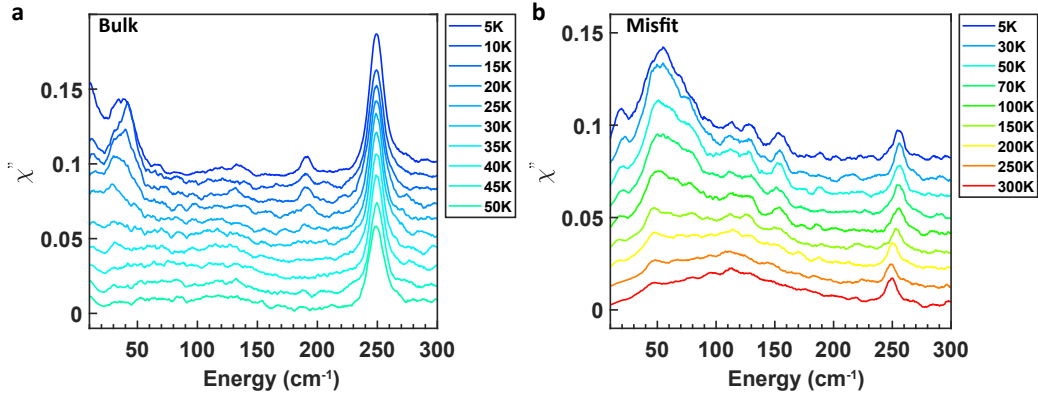


Figure 3. **Raman measurements.** **a**, Temperature-dependent Raman measurements of bulk 2H-NbSe₂, performed in crossed polarization configuration. A temperature-independent E_{2g} phonon mode appears around 250 cm⁻¹, and a softening CDW amplitude mode appears below approximately 30K. **b**, Same measurement as in **a**, but for the misfit crystal [SnSe]_{1.16}NbSe₂. As in case of bulk 2H-NbSe₂, a temperature-independent E_{2g} phonon mode appears at 250 cm⁻¹, however an amplitude mode becomes visible at a much higher temperature of about 250K. In both **a** and **b** the temperature dependent spectra are shifted vertically for clarity.

of an effective monolayer 2H-NbSe₂ within the misfit bulk crystal. This allows us to probe the CDW in 2H-NbSe₂ at the monolayer limit while the monolayer resides within a bulk crystal environment.

An electron-phonon-mediated CDW phase can be probed by monitoring its collective excitations – the amplitude and phase modes – typically via Raman or infrared spectroscopy, respectively. Here, we perform back to back Raman measurements of [SnSe]_{1.16}NbSe₂ and bulk 2H-NbSe₂ and observe the CDW amplitude mode in both crystals as a function of temperature (see experimental details in Supplementary Information). Figure 3 shows the temperature dependent Raman susceptibility in the bulk and misfit crystals, taken with crossed polarization configuration.

At room temperature, the Raman spectrum of the misfit crystal resembles the bulk Raman spectrum at $T > T_{\text{CDW}}$, with the appearance of the E_{2g} phonon mode around 250 cm⁻¹. Upon cooling below the bulk CDW transition temperature of 33.5 K, we

observe the expected Raman response of bulk 2H-NbSe₂ [24, 25]: it develops a strong CDW amplitude mode centered around 40 cm⁻¹, which softens in the temperature range of 30 K and 5 K, and an additional temperature dependent peak at 190 cm⁻¹. On the other hand, the misfit crystal develops a strong new Raman mode centered around 50 cm⁻¹ at a significantly higher temperature of about 250 K. Besides the modes that are associated with the 2H-NbSe₂ layer, we identify 3 phonon modes of SnSe [26] at 109 cm⁻¹, 131 cm⁻¹ and 153 cm⁻¹.

Figure 4a shows the temperature dependence of the amplitude mode after background subtraction. A fit of the mode (black lines in Figure 4a) shows a clear softening within the temperature range of 250 K and 5 K, where the temperature dependent central energy is presented in Figure 4b. Such softening indicates a shallower free energy potential surface for elevated temperatures, and identifies this peak with the amplitude mode of the CDW. In order to identify T_{CDW}, we plot in Figure 4c the amplitude mode intensity as a function of temperature. We find good agreement with a mean field calculation (black line in Figure 4c, see Supplementary Information), which allows us to determine a transition temperature of about 175 K. An indirect indication for the enhanced CDW can be found by a closer examination of the resistivity measurements, manifested as a deviation from a linear response (represented by the red dashed line in Fig. 1c) starting at approximately 150 K. Such a kink is reminiscent, for example, of the transport signatures of the pseudogap in cuprates which as in the case of 2H-NbSe₂ becomes partially gaped below the transition temperature.

Indeed, as mentioned earlier, previous Raman measurements of exfoliated monolayer 2H-NbSe₂ showed a very similar temperature-dependent amplitude mode [7, 9], indicating a dramatic enhancement of the CDW phase. However, since the observed CDW enhancement in our experiments is based on a monolayer within a bulk crystal, we can safely rule out environmental factors that may induce such enhancement. This in turn leads us to determine that the origin of the enhancement is the reduced dimensionality of 2H-NbSe₂. Our finding resolves the main debate point between the contradicting reported results[7, 8, 12, 13] for the CDW properties at the monolayer limit.

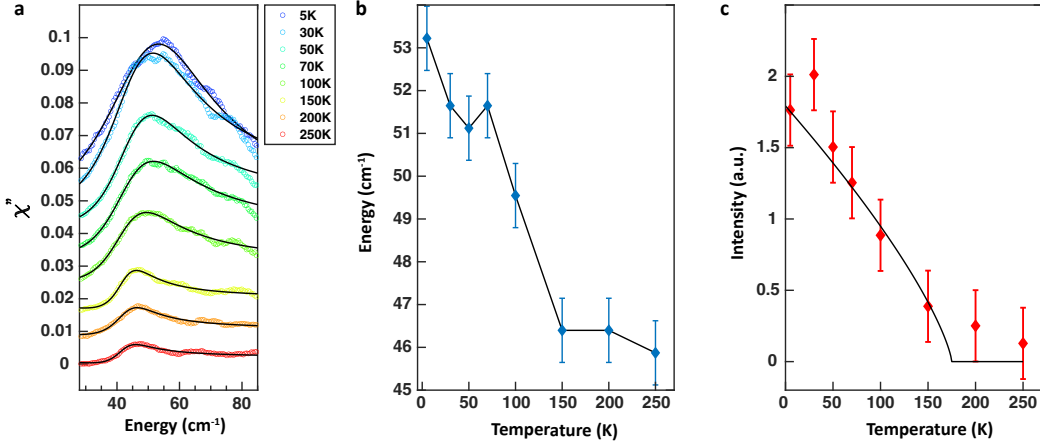


Figure 4. **Amplitude mode in $[\text{SnSe}]_{1.16}\text{NbSe}_2$.** **a**, A close-up on the energy range of the amplitude mode as a function of temperature in the misfit crystal. The black line is a Fano lineshape fit, performed after temperature dependent background subtraction. **b**, Central energy of the amplitude mode as a function of temperature. **c**, Intensity of the amplitude mode as a function of temperature. The black line is a mean-field calculation.

The CDW phase forms once the system can find a lower energy ground state by mutual distortion of the charge distribution and the lattice [27]. This condition is realized when the electronic energy gain is greater than the lattice elastic energy loss. In the case of bulk 2H-NbSe₂, the inter-layer coupling contributes to the lattice elastic energy, meaning it makes it harder for the lattice to deform. In the monolayer limit, the inter-layer coupling does not play a role, which may increase the CDW stability [12]. Examination of the crystal structure of $[\text{SnSe}]_{1.16}\text{NbSe}_2$ [17] shows a significantly larger separation of single layers 2H-NbSe₂ compared to the van der Waals spacing of bulk 2H-NbSe₂ by a factor of ~ 3 . Such a large separation practically decouples the single layers, and therefore reduces the elastic energy cost of the CDW phase transition. As seen in previous studies [7, 9], this leads to a significant enhancement of the CDW in an exfoliated monolayer 2H-NbSe₂, whereas in the current study we show that the enhancement is a direct consequence of reduced dimensionality by probing the CDW at the monolayer limit within a protected misfit crystal.

Data availability

The data that support the plots within this paper and other findings of this study are available from the corresponding author upon reasonable request.

Acknowledgements

The authors thank Dongsung Choi for technical assistance during the ARPES measurements. D.A., E.B. and N.G. acknowledge support by the US Department of Energy, BES DMSE (data taking, analysis and manuscript writing) and Gordon and Betty Moore Foundation's EPiQS Initiative grant GBMF9459 (instrumentation). D. A. acknowledges financial support by the Zuckerman STEM Leadership Program. P.W., A.D. and J.C. acknowledge support, in part, by the Gordon and Betty Moore Foundation EPiQS Initiative, Grant No. GBMF9070 to J.G.C (instrumentation development, DFT calculations), the US Department of Energy (DOE) Office of Science, Basic Energy Sciences, under award DE-SC0022028 (material development), and the Office of Naval Research (ONR) under award N00014-21-1-2591 (advanced characterization). P.O.W. acknowledges support from the STC Center for Integrated Quantum Materials (NSF grant DMR-1231319). J.L. and R.C. acknowledge support by the National Science Foundation under Grant No. 1751739.

Contributions

D.A. and E.B. performed the ARPES measurements; A.D. and P.W. synthesized the crystals and performed the transport measurements; J.L. performed the Raman measurements; S.F. performed the DFT calculations; D.A. analyzed the data and wrote the manuscript with contributions from all authors; R.C., J.C. and N.G. supervised the project.

Competing interests

The authors declare no competing interests.

Corresponding author

Nuh Gedik gedik@mit.edu

* These authors contributed equally to this work.

- [1] E. Sajadi, T. Palomaki, Z. Fei, W. Zhao, P. Bement, C. Olsen, S. Luescher, X. Xu, J. A. Folk, and D. H. Cobden, Gate-induced superconductivity in a monolayer topological insulator, *Science* **362**, 922 (2018).
- [2] Y. Yu, L. Ma, P. Cai, R. Zhong, C. Ye, J. Shen, G. D. Gu, X. H. Chen, and Y. Zhang, High-temperature superconductivity in monolayer $\text{Bi}_2\text{Sr}_2\text{CaCu}_2\text{O}_{8+\delta}$, *Nature* **575**, 156 (2019).
- [3] X. Xi, Z. Wang, W. Zhao, J.-H. Park, K. T. Law, H. Berger, L. Forró, J. Shan, and K. F. Mak, Ising pairing in superconducting NbSe_2 atomic layers, *Nature Physics* **12**, 139 (2016).
- [4] J. Feng, D. Biswas, A. Rajan, M. D. Watson, F. Mazzola, O. J. Clark, K. Underwood, I. Markovic, M. McLaren, A. Hunter, *et al.*, Electronic structure and enhanced charge-density wave order of monolayer VSe_2 , *Nano letters* **18**, 4493 (2018).
- [5] K. Sugawara, Y. Nakata, R. Shimizu, P. Han, T. Hitosugi, T. Sato, and T. Takahashi, Unconventional charge-density-wave transition in monolayer 1T- TiSe_2 , *ACS nano* **10**, 1341 (2016).
- [6] J. Lu, O. Zheliuk, I. Leermakers, N. F. Yuan, U. Zeitler, K. T. Law, and J. Ye, Evidence for two-dimensional ising superconductivity in gated mos_2 , *Science* **350**, 1353 (2015).
- [7] X. Xi, L. Zhao, Z. Wang, H. Berger, L. Forró, J. Shan, and K. F. Mak, Strongly enhanced charge-density-wave order in monolayer NbSe_2 , *Nature nanotechnology* **10**, 765 (2015).
- [8] M. M. Ugeda, A. J. Bradley, Y. Zhang, S. Onishi, Y. Chen, W. Ruan, C. Ojeda-Aristizabal, H. Ryu, M. T. Edmonds, H.-Z. Tsai, *et al.*, Characterization of collective ground states in single-layer NbSe_2 , *Nature Physics* **12**, 92 (2016).
- [9] D. Lin, S. Li, J. Wen, H. Berger, L. Forró, H. Zhou, S. Jia, T. Taniguchi, K. Watanabe, X. Xi, *et al.*, Patterns and driving forces of dimensionality-dependent charge density waves

- in 2h-type transition metal dichalcogenides, *Nature communications* **11**, 1 (2020).
- [10] X. Xie, D. Lin, L. Zhu, Q. Li, J. Zong, W. Chen, Q. Meng, Q. Tian, S.-C. Li, X. Xi, *et al.*, Charge density wave and electron-phonon interaction in epitaxial monolayer NbSe₂ films, *Chinese Physics Letters* **38**, 107101 (2021).
- [11] X. Xi, H. Berger, L. Forró, J. Shan, and K. F. Mak, Gate tuning of electronic phase transitions in two-dimensional NbSe₂, *Physical review letters* **117**, 106801 (2016).
- [12] C.-S. Lian, C. Si, and W. Duan, Unveiling charge-density wave, superconductivity, and their competitive nature in two-dimensional NbSe₂, *Nano letters* **18**, 2924 (2018).
- [13] R. Bianco, L. Monacelli, M. Calandra, F. Mauri, and I. Errea, Weak dimensionality dependence and dominant role of ionic fluctuations in the charge-density-wave transition of NbSe₂, *Physical Review Letters* **125**, 106101 (2020).
- [14] M. Calandra, I. Mazin, and F. Mauri, Effect of dimensionality on the charge-density wave in few-layer 2H-NbSe₂, *Physical Review B* **80**, 241108 (2009).
- [15] D. Lin, A. Ranjbar, X. Li, X. Huang, Y. Huang, H. Berger, L. Forró, K. Watanabe, T. Taniguchi, R. V. Belosludov, *et al.*, Axial-bonding-driven dimensionality effect on the charge-density wave in NbSe₂, *Nano Letters* **22**, 9389 (2022).
- [16] Y. Chen, L. Wu, H. Xu, C. Cong, S. Li, S. Feng, H. Zhang, C. Zou, J. Shang, S. A. Yang, *et al.*, Visualizing the anomalous charge density wave states in graphene/nbse2 heterostructures, *Advanced Materials* **32**, 2003746 (2020).
- [17] N. Ng and T. M. McQueen, Misfit layered compounds: Unique, tunable heterostructured materials with untapped properties, *APL Materials* **10**, 100901 (2022).
- [18] H. Bai, X. Yang, Y. Liu, M. Zhang, M. Wang, Y. Li, J. Ma, Q. Tao, Y. Xie, G.-H. Cao, *et al.*, Superconductivity in a misfit layered compound (SnSe)_{1.16}(NbSe₂), *Journal of Physics: Condensed Matter* **30**, 355701 (2018).
- [19] D. Inosov, V. Zabolotnyy, D. Evtushinsky, A. Kordyuk, B. Büchner, R. Follath, H. Berger, and S. Borisenko, Fermi surface nesting in several transition metal dichalcogenides, *New Journal of Physics* **10**, 125027 (2008).
- [20] K. Rossnagel, O. Seifarth, L. Kipp, M. Skibowski, D. Voß, P. Krüger, A. Mazur, and J. Pollmann, Fermi surface of 2H-NbSe₂ and its implications on the charge-density-wave mechanism, *Physical Review B* **64**, 235119 (2001).
- [21] R. T. Leriche, A. Palacio-Morales, M. Campetella, C. Tresca, S. Sasaki, C. Brun, F. Debontridder, P. David, I. Arfaoui, O. Šofranko, *et al.*, Misfit layer compounds: A platform for heavily doped 2D transition metal dichalcogenides, *Advanced Functional Materials* **31**,

2007706 (2021).

- [22] G. Wieggers and W. Zhou, The misfit layer compound (snse) 1.16 nbse₂, Materials research bulletin **26**, 879 (1991).
- [23] G. Wieggers, Charge transfer between layers in misfit layer compounds, Journal of Alloys and Compounds **219**, 152 (1995).
- [24] R. Sooryakumar and M. Klein, Raman scattering by superconducting-gap excitations and their coupling to charge-density waves, Physical Review Letters **45**, 660 (1980).
- [25] M.-A. Méasson, Y. Gallais, M. Cazayous, B. Clair, P. Rodiere, L. Cario, and A. Sacuto, Amplitude higgs mode in the 2H-NbSe₂ superconductor, Physical Review B **89**, 060503 (2014).
- [26] S. Pal, R. Arora, S. Roychowdhury, L. Harnagea, K. Saurabh, S. Shenoy, D. Muthu, K. Biswas, U. Waghmare, and A. Sood, Pressure-induced phase transitions in the topological crystalline insulator snse and its comparison with semiconducting snse: Raman and first-principles studies, Physical Review B **101**, 155202 (2020).
- [27] G. Grüner, The dynamics of charge-density waves, Reviews of modern physics **60**, 1129 (1988).