

August 8, 2023

Future Top Quark Pole Mass Improvements from PDF Updates

JASON GOMBAS-SALAZAR, REINHARD SCHWIENHORST, JARRETT FEIN, SARA SAWFORD

Michigan State University, East Lansing, MI, United States of America

The dependence of the top-quark mass measurement in top-quark pair production on the parton distribution functions (PDF) is explored through differential mass distributions in $t\bar{t}$ and $t\bar{t}j$ production at the LHC and a future 100 TeV proton-proton collider. The top-quark mass uncertainty is obtained from chi-squared fits to invariant mass distributions from simulations assuming different top pole masses around the nominal value of 172.5 GeV. The PDF uncertainties of the differential distributions are used in the chi-square evaluation and reduced through a fit to differential distributions in $t\bar{t}$ and $t\bar{t}j$ production.

PRESENTED AT

DIS2023: XXX International Workshop on Deep-Inelastic Scattering and Related Subjects,
Michigan State University, USA, 27-31 March 2023



1 Introduction

The top quark mass is an important measurement because it determines if we live in a stable, unstable, or meta-stable universe [1]. It is also a key ingredient to global electroweak fits [2]. Future measurements of the top quark mass are limited by theoretical uncertainties more than experimental ones [3, 4].

The top quark pole mass is measured by unfolding differential top-quark pair ($t\bar{t}$) event distributions to the parton level [5, 6] and then comparing those distributions directly to precise QCD calculations [7, 8]. While this is theoretically well-defined, it has large theoretical uncertainties. In particular the uncertainty due to the parton-distribution functions (PDFs) contributes significantly to the top quark pole mass. For the inclusive cross-section calculation, the PDFs are the dominant uncertainty [9]. An alternative method in measuring the top quark pole mass relies on top-quark pair events that contain an additional jet ($t\bar{t}j$), which is free from some theoretical issues in describing the threshold region of $t\bar{t}$ production [10, 11].

In the presented study, we explore measurements of the top-quark pole mass in $t\bar{t}$ and in $t\bar{t}j$ production at the parton level, focusing on the contribution from parton distribution functions. We consider two different processes separately.

- For $t\bar{t}$ production, we fit the top-quark mass to the differential distribution of the invariant mass of the $t\bar{t}$ system.
- For $t\bar{t}j$ production, we fit the top-quark mass to the differential distribution of the ρ variable, which is proportional to the inverse of the invariant mass of the $t\bar{t}j$ system.

In both mass extractions, we evaluate chi-square based on the PDF uncertainty, which can be reduced through a fit to kinematic variables using ePump [12, 13]. We study proton-proton colliders in various configurations, including the LHC at 8, 13, 13.6, 14 TeV [14] and the 100 TeV proton-proton collider [15, 16, 17].

2 Simulation Setup

Madgraph [18, 19] is used to generate top-quark pair production events and top-quark pair production events with an additional jet at next-to-leading order in QCD (NLO). Events don't include next-to-next-to-leading order corrections (NNLO) or resummation effects. CT18NLO was the PDF selected for the Madgraph event generation. Differential distributions of the $t\bar{t}$ mass distribution and the differential ρ distribution are created from these generated events directly and can be seen in Fig. 1. Detector simulation, efficiencies and acceptances are not considered in this study. The tops generated directly from Madgraph are not decayed. ρ is chosen as the variable for $t\bar{t}j$ because it is the most sensitive variable to the top quark mass for the $t\bar{t}j$ process.

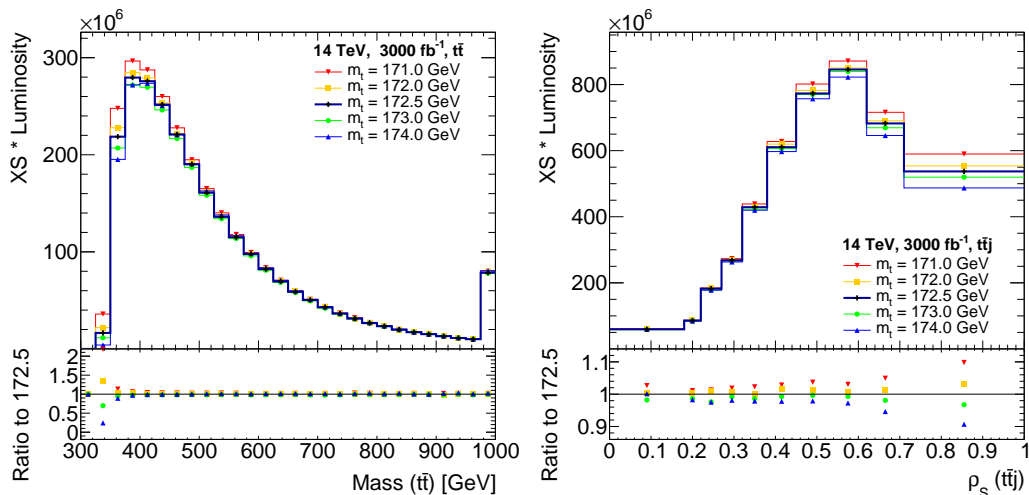


Figure 1:

Differential distributions are calculated using CT18NLO, a center-of-mass energy of 14 TeV, and normalized to 3000 fb^{-1} . The last bin in the distribution is the overflow bin. Each plot shows the calculations assuming different top-quark pole mass hypothesis in the region of the nominal value of 172.5 GeV. The ratio of each mass hypothesis to the nominal value is also shown here. [Left] The differential invariant $t\bar{t}$ mass distribution. [Right] The differential $\rho = 340 \text{ GeV}/m_{t\bar{t}j}$ distribution.

Most of the significant deviations from the nominal hypothesis occur at the $t\bar{t}$ mass threshold which is twice the mass of the top quark. The most significant deviations in the ρ distribution are in the last bin. Constraining the PDF uncertainty in these regions will most significantly reduce the top quark mass uncertainty. The rapidity of the top quark in $t\bar{t}$ events and p_z of the $t\bar{t}j$ system for $t\bar{t}j$ are the variables we chose to reduce the uncertainty in these regions of phase space.

3 Pseudo-data and PDF Updating

The same generated events that are used to create the differential mass distributions are used to calculate the *pseudo-data* distributions. Although this calculation uses the same PDF sets which we intend to constrain, our goal is not to predict how the data will shift the PDF set, but rather study how the new data will impact and constrain the uncertainties. Therefore, the PDF shape will remain the same, as it must, but the uncertainty bands on the PDF will shrink due to the introduced pseudo-data. The pseudo data is normalized to the predicted number of events and the systematic uncertainty is set to 1%. The 1% uncertainty is ambitious but should be within reach of the HL-LHC [20, 6] though more precise theory predictions are required in addition

to precise measurements.

The pseudo-data that is input into ePump is shown in Fig. 2. The rapidity of the top quark is chosen to constrain the PDF uncertainty for the $t\bar{t}$ process. and the p_Z of the $t\bar{t}j$ system is chosen to reduce the PDF uncertainty for the $t\bar{t}j$ process.

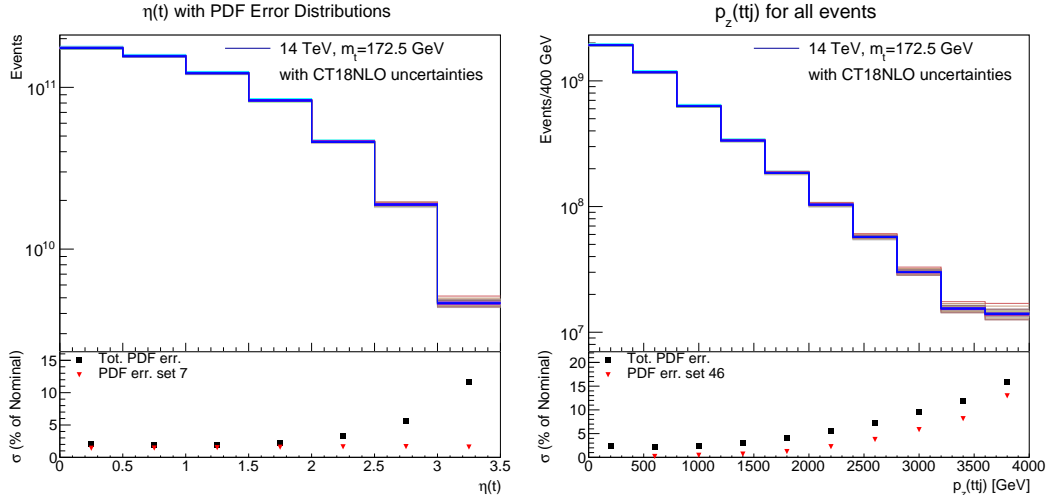


Figure 2:

The pseudo data that is used in the ePump PDF update. [Left] The rapidity of the top quark distribution in the $t\bar{t}$ events. [Right] The p_Z of the $t\bar{t}j$ system in the $t\bar{t}j$ events.

The uncertainty increases with bigger top quark rapidity and with bigger p_Z . This can mostly be attributed to large uncertainties in the gluon PDF at high momentum fraction and high energy scale.

After the ePump update, which uses the Hessian approach, [13] the resulting gluon PDF can be seen in Fig. 3. Other PDFs were looked at and their changes were minimal. Fig. 3 shows that the region that most significantly changes in the gluon PDF is the high momentum fraction region. The uncertainty is given by the eigenvectors of the PDF, following the CTEQ prescription for 68% CL intervals [21].

This updated PDF set, with its reduced uncertainties, is then used to calculate chi-square again to compare with the original PDF set.

4 Results

The predicted impact the introduced pseudo data on the top quark pole mass from the reduced PDF uncertainties is shown in Fig. 4 for $t\bar{t}$ and in Fig. 5 for $t\bar{t}j$. We use the equation $\chi^2 = \Sigma(O_i - E_i)^2/\sigma_i$ for our calculations, where i indicates the bin in the histogram, O_i is the pseudo data, E_i is the nominal expected value, and σ_i is the PDF

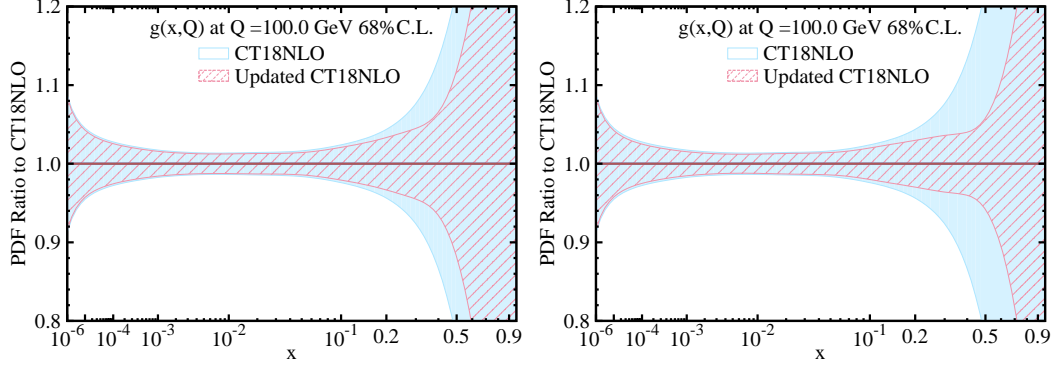


Figure 3:

Gluon PDF that shows the difference between the original CT18NLO PDF set and the updated PDF set using the pseudo data described above. [Left] The updated PDF set in the $t\bar{t}$ production set using the rapidity of the top quark. [Right] The updated PDF set in the $t\bar{t}j$ production set using the p_z of the $t\bar{t}j$ system.

uncertainty. For any given energy, the chi-square increases with each update which is expected. The skew of the $t\bar{t}$ chi-square plots can be explained by large asymmetry of the invariant $t\bar{t}$ mass distribution.

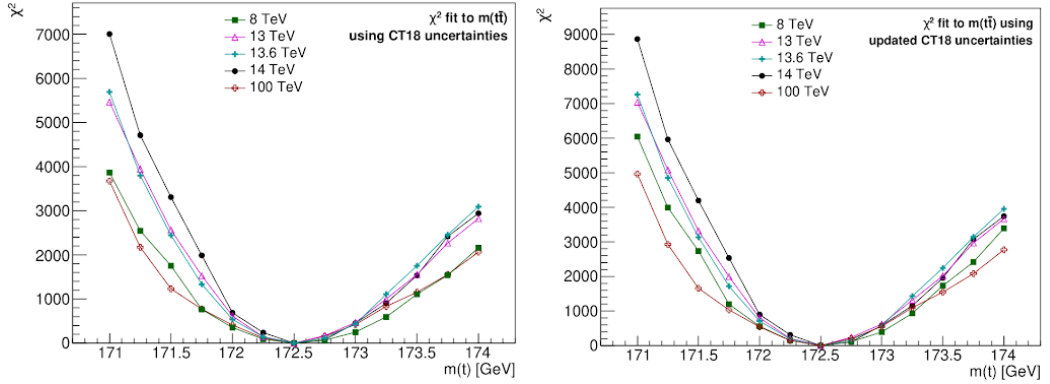


Figure 4:

Chi-square calculations for $t\bar{t}$ for different proton-proton collider energies.

5 Conclusions

We have presented a study of the top-quark mass in top-quark pair production and top-quark pair plus an additional jet production at hadron colliders using the invariant mass of the $t\bar{t}$ system in $t\bar{t}$ production and ρ in $t\bar{t}j$ production as the sensitive

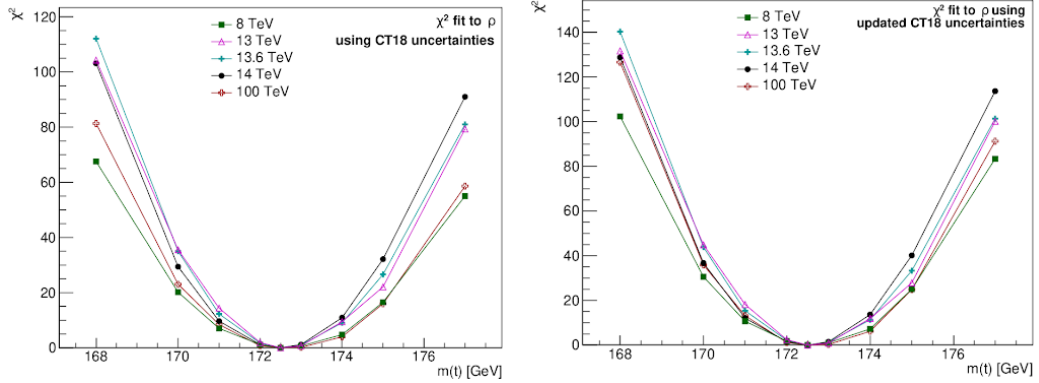


Figure 5:
Chi-square calculations for $t\bar{t}j$ for different proton-proton collider energies.

variable. We study the LHC at 8, 13, 13.6, and 14 TeV, and the future 100 TeV proton-proton collider. We explore the sensitivity of the top-quark mass fit to parton distribution functions and evaluate the uncertainty on the top-quark mass due to the PDF uncertainty with the CT18NLO PDF set. This is done separately for the $t\bar{t}$ and $t\bar{t}j$ production case. The PDF uncertainty can be improved by fitting the distribution of the rapidity of the top quark, which improves the top-quark mass uncertainty by about 12%-15%. The PDF uncertainty can also be improved by fitting the distribution of the longitudinal momentum p_Z , which improves the top-quark mass uncertainty by about 13%-20%. Further improvement of the PDF impact on the top-quark mass measurements in production require additional input from outside top-quark pair production.

Funding information This project was supported in part by the National Science Foundation under grant no. PHY-2012165

References

- [1] G. Degrandi, S. Di Vita, J. Elias-Miro, J.R. Espinosa, G.F. Giudice, G. Isidori et al., *Higgs mass and vacuum stability in the Standard Model at NNLO*, *JHEP* **08** (2012) 098 [[1205.6497](#)].
- [2] J. Haller, A. Hoecker, R. Kogler, K. Mönig, T. Peiffer and J. Stelzer, *Update of the global electroweak fit and constraints on two-Higgs-doublet models*, *Eur. Phys. J. C* **78** (2018) 675 [[1803.01853](#)].

- [3] R. Schwienhorst and D. Wackerroth (editors), *Report of the Topical Group on Top quark physics and heavy flavor production for Snowmass 2021*, [2209.11267](#).
- [4] A.H. Hoang, *What is the Top Quark Mass?*, *Ann. Rev. Nucl. Part. Sci.* **70** (2020) 225 [[2004.12915](#)].
- [5] ATLAS Collaboration, *Measurement of lepton differential distributions and the top quark mass in $t\bar{t}$ production in pp collisions at $\sqrt{s} = 8$ TeV with the ATLAS detector*, *Eur. Phys. J. C* **77** (2017) 804 [[1709.09407](#)].
- [6] CMS Collaboration, *Measurement of $t\bar{t}$ normalised multi-differential cross sections in pp collisions at $\sqrt{s} = 13$ TeV, and simultaneous determination of the strong coupling strength, top quark pole mass, and parton distribution functions*, *Eur. Phys. J. C* **80** (2020) 658 [[1904.05237](#)].
- [7] M. Guzzi, K. Lipka and S.-O. Moch, *Top-quark pair production at hadron colliders: differential cross section and phenomenological applications with DiffTop*, *JHEP* **01** (2015) 082 [[1406.0386](#)].
- [8] M. Czakon and A. Mitov, *Top++: A Program for the Calculation of the Top-Pair Cross-Section at Hadron Colliders*, *Comput. Phys. Commun.* **185** (2014) 2930 [[1112.5675](#)].
- [9] M. Czakon, P. Fiedler and A. Mitov, *Total Top-Quark Pair-Production Cross Section at Hadron Colliders Through $O(\alpha_S^4)$* , *Phys. Rev. Lett.* **110** (2013) 252004 [[1303.6254](#)].
- [10] S. Alioli, P. Fernandez, J. Fuster, A. Irlles, S.-O. Moch, P. Uwer et al., *A new observable to measure the top-quark mass at hadron colliders*, *Eur. Phys. J. C* **73** (2013) 2438 [[1303.6415](#)].
- [11] S. Alioli, J. Fuster, M.V. Garzelli, A. Gavardi, A. Irlles, D. Melini et al., *Top-quark mass extraction from $t\bar{t}j + X$ events at the LHC: theory predictions, in 2022 Snowmass Summer Study*, 3, 2022 [[2203.07344](#)].
- [12] M. Kadir, A. Ablat, S. Dulat, T.-J. Hou and I. Sitiwaldi, *The impact of ATLAS and CMS single differential top-quark pair measurements at $\sqrt{s} = 8$ TeV on CTEQ-TEA PDFs*, *Chin. Phys. C* **45** (2021) 023111 [[2003.13740](#)].
- [13] C. Schmidt, J. Pumplin and C.-P. Yuan, *Updating and optimizing error parton distribution function sets in the Hessian approach*, *Phys. Rev. D* **98** (2018) 094005 [[1806.07950](#)].
- [14] L. Evans and P. Bryant, *LHC Machine*, *JINST* **3** (2008) S08001.

- [15] FCC collaboration, *FCC Physics Opportunities: Future Circular Collider Conceptual Design Report Volume 1*, *Eur. Phys. J. C* **79** (2019) 474.
- [16] FCC collaboration, *FCC-hh: The Hadron Collider: Future Circular Collider Conceptual Design Report Volume 3*, *Eur. Phys. J. ST* **228** (2019) 755.
- [17] CEPC STUDY GROUP collaboration, *CEPC Conceptual Design Report: Volume 1 - Accelerator*, [1809.00285](#).
- [18] J. Alwall, M. Herquet, F. Maltoni, O. Mattelaer and T. Stelzer, *MadGraph 5 : Going Beyond*, *JHEP* **06** (2011) 128 [[1106.0522](#)].
- [19] J. Alwall, R. Frederix, S. Frixione, V. Hirschi, F. Maltoni, O. Mattelaer et al., *The automated computation of tree-level and next-to-leading order differential cross sections, and their matching to parton shower simulations*, *JHEP* **07** (2014) 079 [[1405.0301](#)].
- [20] ATLAS Collaboration, *Measurements of top-quark pair differential and double-differential cross-sections in the ℓ +jets channel with pp collisions at $\sqrt{s} = 13$ TeV using the ATLAS detector*, *Eur. Phys. J. C* **79** (2019) 1028 [[1908.07305](#)].
- [21] T.-J. Hou et al., *New CTEQ global analysis of quantum chromodynamics with high-precision data from the LHC*, *Phys. Rev. D* **103** (2021) 014013 [[1912.10053](#)].