

# Solving Witness-type Triangle Puzzles Faster with an Automatically Learned Human-Explainable Predicate

Justin Stevens<sup>1</sup>, Vadim Bulitko<sup>1</sup>, and David Thue<sup>2</sup>

{jdsteven,bulitko}@ualberta.ca, david.thue@carleton.ca

<sup>1</sup>Department of Computing Science, University of Alberta

<sup>2</sup>School of Information Technology, Carleton University

## Abstract

Automatically solving puzzle instances in the game *The Witness* can guide players toward solutions and help puzzle designers generate better puzzles. In the latter case such an Artificial Intelligence puzzle solver can inform a human puzzle designer and procedural puzzle generator to produce better instances. The puzzles, however, are combinatorially difficult and search-based solvers can require large amounts of time and memory. We accelerate such search by automatically learning a human-explainable predicate that predicts whether a partial path to a Witness-type puzzle is not completable to a solution path. We prove a key property of the learned predicate which allows us to use it for pruning successor states in search thereby accelerating search by an average of six times while maintaining completeness of the underlying search. Conversely given a fixed search time budget per puzzle our predicate-accelerated search can solve more puzzle instances of larger sizes than the baseline search.

## 1 Introduction

*The Witness* is a well known game with challenging combinatorial puzzles (Thekla, Inc. 2016). Solving its puzzles automatically with artificial intelligence (AI) is useful both to players and to puzzle designers. Indeed both players and puzzle designers can use such an AI puzzle solver to see a solution to a particularly challenging puzzle instance. Designers can also use the AI solver in concert with a procedural puzzle generator to generate puzzles with desired solution qualities (De Kegel and Haahr 2019).

Various search techniques can be applied to Witness puzzles. For instance, in the triangle Witness-type puzzles that we use for our testbed in this paper (Figure 1), a complete search can enumerate all possible paths for smaller puzzles (Sturtevant 2023). However, for puzzles of larger sizes such search becomes intractable. For instance, for the puzzle size of  $8 \times 8$ , the number of candidate solution paths can be on the order of  $10^{15}$  (Iwashita et al. 2012). Furthermore, arbitrary-sized, triangle Witness-type puzzles are NP-complete (Abel et al. 2020).

To scale up search to larger instances of Witness puzzles, we automatically learn a predicate (i.e., a binary function) that predicts whether a partial path considered during search can be completed to a solution path. We use this predicate to focus the search on more promising partial paths. We compare the results of our machine-learned predicate with a human-designed predicate that implements a simple strategy for pruning partial paths that violate local constraints.

We automatically learn predicates from training data using an off-the-shelf Inductive Logic Programming (ILP) system, *Popper* (Cropper and Morel 2021). Using *Popper* results in human-readable predicates, which can shed light on the puzzle structure and be useful to game designers.

The paper makes the following **contributions**. First, we present and evaluate a method for machine-learning predicates from triangle Witness-type puzzles. Second, we demonstrate the human-readability of the highest-performing learned predicate. Third, the human-readability allows us to prove a key property of the predicate which in turn enables its use for pruning while maintaining completeness. In other words, given enough time and memory, our predicate-accelerated search will solve any triangle Witness-type problem that is solvable. Fourth, we empirically evaluate the predicate and present the substantial performance gains over the baseline on puzzle instances we generated.

Finally we make our code and data available upon request\* in the hope of introducing the triangle Witness-type puzzles as a standard benchmark to the community of Artificial Intelligence and Procedural Content Generation (PCG) (Summerville et al. 2018) game researchers.

## 2 Problem Formulation

We first formally define the type of Witness puzzle considered in this paper. We then describe how heuristic search can be used to solve such puzzle instances with predicates to accelerate search. Finally, we describe performance measures to test efficacy of these predicates.

\*Contact jdsteven@ualberta.ca

## 2.1 The Witness Triangle Puzzle

An  $m \times n$  *Witness-type triangle puzzle* instance  $p = (G, v_{\text{start}}, v_{\text{goal}}, C)$  is a single-player combinatorial puzzle using the triangle constraint from *The Witness* (Thekla, Inc. 2016); we refer them henceforth as “Witness puzzles”.

Witness puzzles are played on a two-dimensional rectangular grid with  $m \times n$  squares. Here,  $G = (V, E)$  is a graph representing the grid. Each vertex  $v \in V$  is a vertex on the grid where each corner of a puzzle square is situated at a vertex. An  $m \times n$  puzzle is thus represented by an  $(m + 1) \times (n + 1)$  rectangular grid of vertices and edges. To illustrate: the  $1 \times 2$  puzzle in Figure 1 has one row of two squares. It is represented by a  $2 \times 3$  rectangular grid with two rows of three vertices each (shown as the blue circles). There are seven edges,  $e_1, \dots, e_7$ , connecting the six vertices.

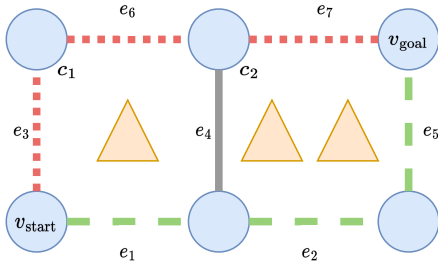


Figure 1: A  $1 \times 2$  Witness-type triangle puzzle. The green dashed line solves the puzzle since the solution path intersects the left square once and right square twice which are equal to the number of triangles in their respective squares. The red dotted line is not a solution to the puzzle.

Each *square* is delineated by four grid edges and can carry a *constraint*  $c \in C$  which associates that square with a positive number of *triangles* contained in that square. A solution to the puzzle is a path on  $G$  which (i) connects the start vertex  $v_{\text{start}}$  to the goal vertex  $v_{\text{goal}}$  using the edges in  $E$ , (ii) never visits a vertex more than once and (iii) satisfies all constraints in  $C$ . To satisfy a square’s constraint  $c \in C$  (i.e., the  $k > 0$  triangles in that square) the path must include exactly  $k$  of that square’s four edges. A square without triangles imposes no constraints.

To illustrate, the  $1 \times 2$  puzzle in Figure 1 has two constraints. The left square contains a single triangle ( $k = 1$ ) which means that any solution path to the puzzle must include exactly one of the square’s edges. The right square carries two triangles ( $k = 2$ ) which imposes the constraint of including two of the square’s edges in any solution path.

The red dotted line connecting the start and goal vertices in Figure 1 is not a solution since it violates both constraints (i.e., includes two edges from the first square and only one edge from the second square). On the other hand, the dashed green line is a solution satisfying both constraints. A *partial path* is any path in  $G$  that starts out in  $v_{\text{start}}$  but does not reach  $v_{\text{goal}}$ . A partial path is *incompletable* if it is not a prefix of a solution. In Figure 1, the partial path  $[e_3, e_6]$  is incompletable, while  $[e_1, e_2]$  is *completable*. *Solution length* is the number of edges in a solution’s path.

## 2.2 Search for Solving Witness Triangle Puzzles

We now describe an A\* search algorithm (Hart et al. 1968) for solving Witness puzzles (Algorithm 1).

The search starts at  $v_{\text{start}}$  and proceeds by expanding its search frontier (i.e., the open list) containing partial paths and housed in a priority queue. The priority queue is sorted by  $(\pi, g + h, h)$  meaning that lower values of  $\pi$  are returned from the queue first. Ties among  $\pi$  values are broken in favor of lower  $g + h$  (length of the partial path so far + a heuristic estimate of the remaining length). Remaining ties are broken in favor of the lower heuristic estimate  $h$  of the remaining length which is equivalent to breaking ties towards higher  $g$ , a common technique in A\* search. Any residual ties are then broken in an arbitrary fixed order. Given the four-connected rectangular grid underlying our Witness puzzles we use Manhattan distance (MD) as the heuristic  $h$ .

Any real-valued function  $\pi$  will allow sorting the open list. We will demonstrate benefits of restricting  $\pi$  to a two-valued function. Such a predicate takes a partial path and a puzzle instance and returns True if the partial path is predicted to be incompletable and False otherwise. In sorting by  $\pi$ , partial paths for which  $\pi$  returns False are placed earlier in the queue than paths labeled True. An accurate predicate will thus focus the A\* search on completable partial paths.

Furthermore the binary nature of the predicate allows us to switch from sorting the open list by  $\pi$  to pruning partial paths by  $\pi$  without even putting them on the open list. Later in this section we will discuss when such a switch from sorting to pruning can be made while maintaining completeness of the underlying A\* search.

---

### Algorithm 1: A\* search for Witness puzzles.

---

```

input : puzzle  $p = (G, v_{\text{start}}, v_{\text{goal}}, C)$ , predicate  $\pi$ 
output: solution  $\ell$ 
1  $Q \leftarrow$  priority queue sorted by  $(\pi, g + h, h)$ 
2 push  $[v_{\text{start}}]$  onto  $Q$ 
3 while  $Q \neq \emptyset$  do
4    $\ell \leftarrow \text{head}(Q)$ 
5    $v \leftarrow \text{end}(\ell)$ 
6   foreach  $v_{\text{new}} \in N(v) \setminus \ell$  do
7      $\ell_{\text{new}} \leftarrow \ell, v_{\text{new}}$ 
8     if  $v_{\text{new}} = v_{\text{goal}}$  then
9       if  $\forall c \in C [\ell_{\text{new}} \text{ satisfies } c]$  then
10        return  $\ell_{\text{new}}$ 
11      else
12        push  $\ell_{\text{new}}$  onto  $Q$ 
13 return  $\emptyset$ 

```

---

The search loop continues as long as the open list is not empty (line 3) and a solution is not found (line 10). The first sorted element of the open list, a partial path  $\ell$ , is removed from the queue in line 4 and the last vertex  $v$  of the path is retrieved in line 5. We then *expand* the end of the path  $v$  by

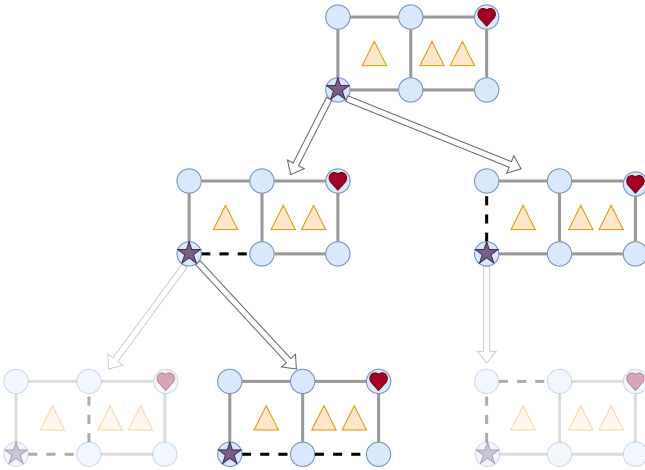


Figure 2: Search tree for solving the puzzle from Figure 1. The dashed lines show the partial paths for solving the puzzle so far and the faded nodes show partial paths that the baseline predicts are incompletable. The two vertex markers  $\star$ ,  $\heartsuit$  mark the start and goal vertices of the grid.

generating all neighbours  $v_{\text{new}}$  of  $v$  in the graph  $G$  that are not already on the path  $\ell$  (line 6). We generate each new path by appending  $v_{\text{new}}$  to the end of  $\ell$  (line 7). If the new path  $\ell_{\text{new}}$  reaches the goal vertex, we check if it satisfies all constraints in  $C$  (line 9). If so, the search stops and the solution is returned in line 10. Otherwise, each new partial path is put onto the open list with its  $\pi$ ,  $g + h$ , and  $h$  values (line 12). When  $\pi$  is constant (e.g., always True or always False) we have the standard A\* algorithm.

Notice that Algorithm 1’s search is *complete* (i.e., it will find a solution if one exists) even when  $\pi$  has false positives, since any solution that is wrongly predicted to be incompletable by  $\pi$  will still end up in the queue – just with a lower priority. An interesting case occurs when  $\pi$  has *no* false positives (i.e., when  $\pi$  only returns True if a partial path is incompletable). In this case, we can safely use  $\pi$  to *prune* partial paths that  $\pi$  predicts are incompletable (never putting them in the queue) while still maintaining a complete search, meaning it will return a solution to the puzzle if there is one. This is due to a predicate with no false positives only pruning incompletable partial paths from the queue.

### 2.3 Baseline

Consider the fact that any partial path that includes more of a square’s edges than there are triangles in that square cannot possibly be completed to a full solution. Suppose that we had a predicate that predicted incompletable based on this observation. This predicate would have no false positives, since adding any edges to such a path would still result in a path that violated the triangle constraint that made the predicate predict True. We can thus use this predicate for pruning.

To illustrate, consider a search tree for solving the puzzle instance in Figure 1. The predicate would label the bottom left and right nodes as incompletable (True) since they in-

clude two edges of the square that has one triangle in it. Since this predicate has no false positives, these partial paths (and all of their descendants) can be pruned from the search tree. Consequently, of the partial paths of length two (the bottom row in the figure), only the middle node would be added to the priority queue. This node leads to a solution.

We refer to this predicate throughout the paper as  $\pi_{\text{baseline}}$ . We use Algorithm 1 with this local constraint checking predicate (implemented by hand) as our *baseline* search. While this is a simple predicate for pruning paths, we show later on that it is possible to automatically learn more complex predicates that yield additional substantial savings.

### 2.4 Accelerating the Search

We aim to automatically find a predicate  $\pi$  that speeds up A\* on a set of Witness puzzles  $\mathcal{P} = \{p_1, \dots, p_n\}$ . We use two metrics to quantify the speed-up: improvements in the *solution time* and the *number of nodes expanded*. For a given puzzle  $p \in \mathcal{P}$ , let the time it takes our baseline to solve the puzzle be  $t(\pi_{\text{baseline}}, p)$  and the number of nodes expanded by the baseline be given by  $\mathcal{E}(\pi_{\text{baseline}}, p)$ . Similarly let the time it takes to solve the puzzle using a learned predicate  $\pi$  be  $t(\pi, p)$  and the number of nodes expanded be  $\mathcal{E}(\pi, p)$ .

The relative time reduction from using the predicate  $\pi$  on the set of puzzle instances  $\mathcal{P}$  is defined as the *time speedup*:

$$\text{speedup}_t(\pi, \mathcal{P}) = \frac{\sum_{p \in \mathcal{P}} t(\pi_{\text{baseline}}, p)}{\sum_{p \in \mathcal{P}} t(\pi, p)}. \quad (1)$$

Similarly the *expansion speedup* is:

$$\text{speedup}_{\mathcal{E}}(\pi, \mathcal{P}) = \frac{\sum_{p \in \mathcal{P}} \mathcal{E}(\pi_{\text{baseline}}, p)}{\sum_{p \in \mathcal{P}} \mathcal{E}(\pi, p)}. \quad (2)$$

Notice that the set  $\mathcal{P}$  can consist of a single problem instance which then defines a per-instance speedup.

Treating the time speedup measure as an objective function, we set out to find an approximate solution to the optimization problem:

$$\pi^* = \underset{\pi \in \Pi}{\text{argmax}} \text{speedup}_t(\pi, \mathcal{P}) \quad (3)$$

where  $\Pi$  is a space of predicates defined on paths and puzzle instances. Thus, given a puzzle instance set  $\mathcal{P}$  we wish to find the predicate  $\pi^*$  which speeds up A\* the most relative to the baseline.

A desirable solution to the optimization problem would be found **automatically** by a computer and will be **portable**: a predicate synthesized for one puzzle should speed up search on other puzzles. We also prefer the predicate to be compact and **human-readable** inasmuch as their operation can be analyzed and explained by a human. Finally, we prefer the predicate to be **verifiable** in that it has no false positives so it can be used for pruning and maintain completeness of A\*.

## 3 Related Work

Browne (2013) used deductive search to solve *Slitherlink* puzzles (Nikoli Co., Ltd 1989) whose constraints are similar

to triangle Witness puzzles. They modelled each puzzle as a constraint satisfaction problem and used hand-coded rules to manually reduce the domains of each variable. In our work, we aim to automatically find such rules that can speed up search. Butler et al. (2017) used program synthesis to find strategies for solving *Nonogram* puzzles. They compare the outputs of their system to a set of documented strategies for these puzzles, while we desire to find novel strategies for solving puzzles in *The Witness*.

Orseau and Lelis (2021) used neural networks to learn policies for solving a different non-triangular type of Witness puzzle. However, policies encoded with neural networks can be difficult to understand, resulting in less available guidance for players and puzzle designers.

Krishnan and Martens (2022) synthesized chess tactics using ILP. However, their approach required data from human chess games where we prefer computer-generated solutions. Krajňanský et al. (2014) learned predicates for pruning actions in classical planning. This approach and similar work in classical planning that pruned states from heuristic search use the relaxed plan of a problem (Hoffmann and Nebel 2001; Richter and Westphal 2010). Such a relaxed plan is computed by dropping constraints from a problem. However, an effective constraint relaxation strategy is not obvious for triangle Witness puzzles since removing a single constraint can substantially change the solution path.

Bulitko, Wang, et al. (2022) used genetic algorithms and simulated annealing to synthesize algebraic heuristic functions that speed up search on video game maps. Our work is complementary in that they synthesized heuristic functions while we hold the heuristic function fixed and attempt to synthesize predicates. Chen and Sturtevant (2021) used priority functions to avoid reopening nodes in heuristic search. These priority functions were manually designed and based on  $g$  and  $h$ , which makes it unclear how to encode a binary property of a given path using them. Botea and Bulitko (2022) used multiple expansion tiers, placeholder nodes and constraint propagation to speed up solving Romanian crosswords puzzles. The tiers were defined by the two types of words specific to Romanian crosswords and the number of points they contribute to the solution. Their tiering mechanism is similar to our sorting of the open list with a predicate but we have an additional ability to completely prune partial paths instead of delaying their expansions.

## 4 Proposed Approach

As per Section 2.2, we aim to automatically learn an incompleteness predicate  $\pi$  that accepts a partial path and a puzzle instance  $p$  and returns whether or not that path is incomplete. To simplify the learning task we will learn a predicate  $\pi'$  defined on a partial path and a *single* constraint from the set of constraints contained in the puzzle  $p$ . Then whenever we need our desired predicate  $\pi$  in Algorithm 1 we will call  $\pi'$  repeatedly on each constraint from in the puzzle. If  $\pi'$  returns True for any constraint we end the iteration and set  $\pi$  to True. Otherwise we set the output of  $\pi$  to False.

Predicate	Returns True if
square(A,B,C)	$B$ is the number of triangles and $C$ is the list of edges around square $A$
path(A,B)	$B$ is the list of edges in path $A$
count(A,B,C)	the number of occurrences of list $A$ in list $B$ is $C$ , that is $ A \cap B  = C$
len(A,B)	the length of list $A$ is $B$
gte(A,B)	$A \geq B$
greaterThan(A,B)	$A > B$
adjacent(A, B)	last vertex of path $A$ has an edge adjacent to it in square $B$
notAdjacent(A,B)	last vertex of path $A$ does not have an edge adjacent to it in square $B$
one(A), two(A), three(A)	$A$ is 1, 2 or 3 respectively.

Table 1: Background knowledge given to *Popper*.

### 4.1 Learning Predicates from Puzzle Instances

To automatically generate incompleteness predicates, we employ inductive logic programming (ILP) (Cropper, Dumančić, et al. 2022; Muggleton 1991) and use *Popper* as our off-the-shelf ILP system (Cropper and Morel 2021).

*Popper* uses answer set programming to generate predicates based on background knowledge. It then evaluates each candidate using the positive and negative examples in the data set. If a candidate predicate satisfies a negative example, *Popper* prunes generalizations of the predicate from the space of candidates. If a predicate fails to satisfy some positive examples, *Popper* prunes specializations of the predicate from the space. This allows *Popper* to prune multiple candidate predicates given performance of a single candidate predicate on the training data.

If *Popper* cannot find a predicate that satisfies all positive examples and does not satisfy any negative examples, it returns a predicate that satisfies the most positive examples while not satisfying any negative examples.

To generate examples for *Popper* given a puzzle instance  $p$  we enumerate all paths (without vertex repetitions) between the start and the goal vertices and check to see which are solutions to the puzzle. Any partial path that is not the prefix of a solution is incomplete and is thus recorded as a positive training example. Any other partial path is recorded as a negative training example.

In addition to the positive and negative examples, we supply *Popper* with *background knowledge*: predicates to use as building blocks while learning the incompleteness predicate. For instance, the predicate `square` specifies the number of triangles in a particular square. To illustrate, `square(c1, 1, [e1, e3, e4, e6])` specifies that the left square, `c1`, in Figure 1 contains one triangle and has the list of edges specified. Table 1 lists the background knowledge.

The background knowledge, a bias file controlling *Popper*'s operation, and the training examples for a single puzzle instance  $p$  are given as inputs to *Popper*. We direct *Popper* to learn a predicate  $\pi_p$  that predicts incompleteness separately for every constraint in  $p$ , leveraging decomposition we introduced earlier. We use  $\pi_p$  to compute  $\pi$  in Algorithm 1.

## 4.2 Filtering Predicates

In this section we show our approach for evaluating the learned predicates from inductive logic programming. Our overall approach is shown in the pseudocode in Algorithm 2. Since we learn each predicate for a single puzzle instance we want to find a top performing predicate that generalizes well to other puzzle instances. Henceforth in this section we use  $\pi_{1,\dots,k}$  as a shorthand for  $(\pi_1, \dots, \pi_k)$  and generalize  $\text{argmax}$  in  $x_{1,\dots,k} \leftarrow \text{argmax}_{x \in X} f(x)$  to return the  $k$  elements from  $X$  that have the  $k$  maximum values of  $f$ .

---

### Algorithm 2: Triage for incompleteness predicates.

---

**input** : training problem set  $\mathcal{P}_{\text{train}}$ , filter problem sets  $\mathcal{P}_{\text{filter}_1}$ ,  $\mathcal{P}_{\text{filter}_2}$ , and  $\mathcal{P}_{\text{filter}_3}$ , filter numbers  $k_1$  and  $k_2$   
**output**: predicate  $\pi^\circ$   
**assert** :  $|\mathcal{P}_{\text{filter}_1}| < |\mathcal{P}_{\text{filter}_2}| < |\mathcal{P}_{\text{filter}_3}|$  and  $|\mathcal{P}_{\text{train}}| > k_1 > k_2$   
1 **foreach**  $p \in \mathcal{P}_{\text{train}}$  **do**  
2      $\pi_p \leftarrow \text{Popper}(p)$   
3  $\pi_{1,\dots,k_1} \leftarrow \text{argmax}_{\{\pi_p \mid p \in \mathcal{P}_{\text{train}}\}} \text{speedup}_t(\pi_p, \mathcal{P}_{\text{filter}_1})$   
4  $\pi_{1,\dots,k_2} \leftarrow \text{argmax}_{\{\pi_i \mid i \in \{1,\dots,k_1\}\}} \text{speedup}_t(\pi_i, \mathcal{P}_{\text{filter}_2})$   
5  $\pi^\circ \leftarrow \text{argmax}_{\{\pi_i \mid i \in \{1,\dots,k_2\}\}} \text{speedup}_t(\pi_i, \mathcal{P}_{\text{filter}_3})$   
6 **return**  $\pi^\circ$

---

We generate three disjoint sets of distinct puzzle instances: training, filtering, and testing. Each instance  $p$  from the first set,  $\mathcal{P}_{\text{train}}$ , is used to generate positive and negative training examples for *Popper*. Thus, for each  $p \in \mathcal{P}_{\text{train}}$ , *Popper* learns an incompleteness predicate  $\pi_p$  in line 2.

We have no guarantees on how the predicated learned on single instances will perform on other instances. Thus we filter generated predicates in the hopes of finding a predicate that generalizes well. We partition the filtering set into three disjoint subsets,  $\mathcal{P}_{\text{filter}_1}$ ,  $\mathcal{P}_{\text{filter}_2}$ , and  $\mathcal{P}_{\text{filter}_3}$  such that  $|\mathcal{P}_{\text{filter}_1}| < |\mathcal{P}_{\text{filter}_2}| < |\mathcal{P}_{\text{filter}_3}|$  to implement our version of the triage used by Bulitko, Hernandez, et al. (2021).

We begin by evaluating each of the generated incompleteness predicates on  $\mathcal{P}_{\text{filter}_1}$ . We then choose the  $k_1$  predicates with the highest time speedup in line 3. We then evaluate these  $k_1$  predicates on a second, larger set of puzzle instances,  $\mathcal{P}_{\text{filter}_2}$ . Again we retain the  $k_2$  predicates with the highest time speedup in line 4.

Finally, we evaluate the remaining  $k_2$  predicates on the largest filter set of puzzles,  $\mathcal{P}_{\text{filter}_3}$  and the single highest-speedup predicate  $\pi^\circ$  is picked in line 5. The predicate  $\pi^\circ$  is the sole output of the learning process and constitutes our machine-learned approximation to  $\pi^*$  (Equation 3).

Lines 2 through 5 of Algorithm 2 comprise our machine-learning algorithm for the predicates with the puzzle sets

$\mathcal{P}_{\text{train}}$ ,  $\mathcal{P}_{\text{filter}_1}$ ,  $\mathcal{P}_{\text{filter}_2}$  and  $\mathcal{P}_{\text{filter}_3}$  comprising the data used for machine learning. The predicate  $\pi^\circ$  is the sole output of the learning process.

To measure performance of the learned predicate  $\pi^\circ$  we use a novel testing set of puzzle instances,  $\mathcal{P}_{\text{test}}$ , not seen by the learning algorithm. On this set we measure  $\text{speedup}_t(\pi^\circ, \mathcal{P}_{\text{test}})$  and  $\text{speedup}_\mathcal{E}(\pi^\circ, \mathcal{P}_{\text{test}})$ .

## 5 Empirical Evaluation

In the following sections we describe the puzzle sets and hyperparameters used in the empirical study. We then present and discuss the results.

### 5.1 Puzzle Sets

As there is no existing repository of triangle puzzle instances we generated them ourselves. We present our generators in this section with the hope they will be used by the community to build additional triangle puzzle datasets.

---

### Algorithm 3: Generate a puzzle instance by placing triangles randomly.

---

**input** : puzzle dimensions  $m, n$   
**output**: puzzle  $p$   
1 **repeat**  
2      $p \leftarrow \text{empty puzzle}(m \times n)$   
3      $\text{goal} \leftarrow \text{random location on peripheral of puzzle}$   
4      $k \leftarrow U(\{1, \dots, \lfloor mn/2 \rfloor\})$   
5      $S \leftarrow k$  randomly picked squares from the grid  
6     **foreach**  $s \in S$  **do**  
7          $q \leftarrow U(\{1, 2, 3\})$   
8         put  $q$  triangles into square  $s$   
9      $\ell \leftarrow \text{Algorithm 1's solution to } p$   
10 **until**  $\ell \neq \emptyset$   
11 **return**  $p$

---

The first generator places triangles randomly on the grid (Algorithm 3). In line 2 we create an empty  $m \times n$  Witness puzzle. We randomly initialize the goal location to be any vertex that is peripheral to the graph (meaning it has edge degree less than 4) such that  $v_{\text{start}} \neq v_{\text{goal}}$  in line 3. The starting location,  $v_{\text{start}}$ , is always fixed to be the bottom-left corner.

In lines 4 and 5 we pick the number of squares containing triangles uniformly randomly between 1 and half of all squares (in the spirit of the challenge room maze in the actual game). We then randomly select such squares in the grid. For each of these squares we uniformly randomly assign between 1 and 3 triangles to it in lines 7 and 8. After generating the puzzle we use Algorithm 1 with the baseline solver to determine if the puzzle is solvable (line 9). If it is not, we restart the generation process.

The second puzzle generator (Algorithm 4) starts with a path from the start vertex to the goal vertex and then popu-

lates the empty grid with triangles so that the path becomes a solution to the puzzle (in the spirit of Blow’s (2011) work).

---

**Algorithm 4:** Generate a puzzle instance from a path.

---

**input :** puzzle dimensions  $m, n$   
**output:** puzzle  $p$

- 1  $p \leftarrow$  empty puzzle ( $m \times n$ )
- 2  $\ell \leftarrow$  random path from start to goal
- 3  $S' \leftarrow$  all squares in  $p$  with at least one edge in  $\ell$
- 4  $k \leftarrow U(\{1, \dots, |S'|\})$
- 5  $S \leftarrow k$  randomly picked squares from  $S'$
- 6 **foreach**  $s \in S$  **do**
- 7      $q \leftarrow$  count  $s$ ’s edges in  $\ell$
- 8     put  $q$  triangles in square  $s$
- 9 **return**  $p$

---

Line 2 generates a path from the start to the goal vertices that does not contain repeating vertices. We then find all squares that have at least one edge in  $\ell$  (line 3) and uniformly randomly sample a number of these squares (lines 4- 5). For each of these squares, we add to the puzzle the number of edges it has in  $\ell$  so that  $\ell$  is a solution to the puzzle.

## 5.2 Hyper Parameters

To generate a puzzle set we sampled  $m$  and  $n$  uniformly at random between 2 and a maximum size. Note there are fewer possible puzzles of smaller sizes (such as  $2 \times 2$ ) so the overall distribution of puzzle sizes is not uniform. All puzzles used for triage were generated with Algorithm 3.

We generated  $\mathcal{P}_{\text{train}}$  as a puzzle set of 500 puzzles of sizes between  $2 \times 2$  to  $4 \times 4$ . The number of puzzles and the puzzle sizes were chosen to generate enough training data for learning each predicate within a few minutes.

We picked the maximum number of variables used when *Popper* generates predicates to be  $v = 7$ . Setting  $v$  higher creates the potential to learn better predicates but the learning time increases substantially.

The filter sets contained puzzles of sizes between  $2 \times 2$  and  $5 \times 5$  with  $|\mathcal{P}_{\text{filter}_1}| = 100$ ,  $|\mathcal{P}_{\text{filter}_2}| = 500$ , and  $|\mathcal{P}_{\text{filter}_3}| = 2500$ . The sizes were chosen to efficiently filter the initial learned predicates to the top  $k_1 = 25$  predicates, then the top  $k_2 = 5$  predicates, and finally determine  $\pi^\circ$ .

The testing set  $\mathcal{P}_{\text{test}}$  contained 15000 puzzles of sizes between  $2 \times 2$  and  $5 \times 5$ . The test size included more puzzles to get less noisy results for  $\text{speedup}_t(\pi^\circ, \mathcal{P}_{\text{test}})$  and  $\text{speedup}_\mathcal{E}(\pi^\circ, \mathcal{P}_{\text{test}})$ . The distribution of testing puzzle sizes is listed in Table 2.

## 5.3 Learned Predicate: Going beyond Human Knowledge

Learned predicates progress through triage based on how much time speedup they offer beyond the baseline predicate.

To study effects of injecting human knowledge we experimented with using two different versions of A\*. In the first

size	instances	expansions	time (sec)
$2 \times 2$	135	11	0.0005
$2 \times 3$	1,321	31	0.001
$2 \times 4$	1,788	72	0.025
$3 \times 3$	1,012	109	0.004
$2 \times 5$	1,977	173	0.006
$3 \times 4$	2,112	401	0.01
$3 \times 5$	2,313	1,533	0.06
$4 \times 4$	1,137	2,397	0.09
$4 \times 5$	2,123	$1.4 \times 10^4$	0.6
$5 \times 5$	1,082	$1.4 \times 10^5$	7.6

Table 2: The 15000 instances in  $\mathcal{P}_{\text{test}}$  by puzzle size. Bucket average number of expansions and wall time for the baseline search with the Python version of  $\pi_{\text{baseline}}$  are listed as well.

case, we ran A\* with the learned predicate exactly as described previously in Algorithm 1 and Section 4.1. Thus it did not use pruning with human-implemented  $\pi_{\text{baseline}}$ .

The second version of A\* did use human-implemented  $\pi_{\text{baseline}}$  to prune all partial paths which violated local constraints (i.e., paths on which  $\pi_{\text{baseline}}$  returned True). Those paths were never put on the open list.

With the first version of A\* used for filtering, Algorithm 2 returned the predicate shown in Table 3 as  $\pi^\circ$ ; its value computed as a disjunction of the three lines. Using the second version of A\* used for filtering, our Algorithm returned the same predicate but without the first line.

Interestingly the first line of Table 3 is *equivalent* to  $\pi_{\text{baseline}}$  as it performs local constraint checking by returning True when path  $A$  shares more edges with square  $B$  than  $B$ ’s triangle constraint allows. This means that without any prior knowledge of completability (the first version of A\*), our approach automatically learned a predicate that captures human knowledge about solving Witness triangle puzzles.

The remaining two lines of the predicate in Table 3 offer useful *additions* to what the first line (i.e.,  $\pi_{\text{baseline}}$ ) checks. They capture the idea that if a partial path leaves a three-triangle constraint square’s edges without including enough of them, the path can never return there because doing so would require visiting one of the square’s vertices twice.

Thus the learning algorithm was flexible with respect to the human knowledge given to it. When the local constraint checking and pruning was included in A\* the learned predicate had only additional knowledge (i.e., the second and third lines in the table) in it. Conversely, when the version of A\* used for filtering lacked human knowledge the algorithm included it in the learned predicate.

The flexibility has a simple mechanism: computing each line of the predicate takes time and our triage process avoids including elements in the predicate that offer insufficient speedup relative to the time they take to compute. In this particular case the first predicate line in the table adds 26% to the predicate run time on  $\mathcal{P}_{\text{filter}_2}$  without delivering any benefits when it duplicates local constraint checking.



Predicate $\pi^\circ(A, B)$	English Explanation	Simplified Python
square(B,C,D), path(A,E) count(D,E,F), greaterThan(F,C).	Checks local constraints as in $\pi_{\text{baseline}}$	if path.edges[square]>puzzle.triangles[square]: incompletable = True
square(B,D,C), path(A,E), count(E,C,F),notAdjacent(A,B), three(D), one(F).	Path head is not adjacent to square, the number of triangles is 3, and the current intersections is 1	if path.head is not adjacent to square and puzzle.triangles[square]=3 and path.edges[square]=1: incompletable=True
Same except two(F).	Same except current intersections 2	Same except path.edges[square]=2

Table 3: Output of Algorithm 2: the predicate  $\pi^\circ$ . On the left, the predicate is shown in Prolog, in the middle, an English explanation demonstrating readability of the predicate, and on the right pseudocode in Python implementing the predicate.

Note that while the table lists our learned predicate  $\pi^\circ$  in Prolog it can be ported to another language in a straightforward fashion. In our experiments we re-implemented  $\pi^\circ$  in Python in which our A\* was implemented. This allowed us to call  $\pi^\circ$  from A\* without invoking Prolog, improving A\* performance substantially.

To find the initial set of learned predicates, running *Popper* on 500 puzzle instances in  $\mathcal{P}_{\text{train}}$  produced 489 predicates with 11 runs not finding a solution in the approximate one-hour time limit. On each of the successful runs, *Popper* took an average of eight minutes, with a range of [0.15, 60.1] minutes. This large range reflects the difference between learning predicates for smaller puzzles which have fewer examples to learn from and larger puzzles that have many examples to learn from.

## 5.4 Learned Predicate: Verifiability

The fact that the learned predicate is a binary function with only two values, True and False, affords us an opportunity to use it for pruning incompletable partial paths instead of merely putting them at the end of the open list. The pruning speeds up the search relative to sorting because it never puts such paths on the open list but it also carries the risk of pruning a prefix to the only solution by mistake. Doing so would render A\* incomplete on that puzzle instance.

A partial path is pruned when  $\pi$  returns True on it. Thus if the predicate has no false positive (i.e., never returns True on a prefix of a solution) then such  $\pi$  preserves completeness of A\*. The fact that the learned predicate  $\pi^\circ$  is human-readable allowed us to prove the following theorem.

**Theorem 1.** The learned predicate  $\pi^\circ$  in Table 3 has no false positives (i.e, it never predicts that a solution prefix is incompletable).

*Proof.* Since  $\pi^\circ$  consist of a disjunction of the three rows in Table 3, it suffices to prove that each individual row yields no false positives. The first line is equivalent to  $\pi_{\text{baseline}}$  which we showed had no false positives in Section 2.3.

In the second and third row, by square(B,D,C) and three(D) we know that B is a square containing a three-triangle constraint with the list of edges given by C. Let the vertices by this square be  $v_1, v_2, v_3, v_4$ . By path(A,E) we know that A is a path across a list of edges E. Furthermore by notAdjacent(A,B) we know that the head of path A (a

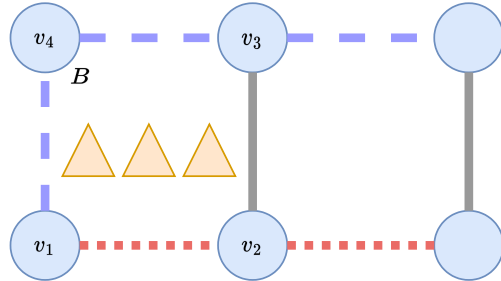


Figure 3: Portion of a Witness puzzle with a partial path for the one(F) case drawn in a red dotted line and for the two(F) case drawn in a blue dashed line.

vertex in the graph) is not adjacent to any edge in square B. Therefore, the head of the path is not  $v_1, v_2, v_3$  or  $v_4$ .

In the second row, given count(E, C, F) and one(F) we know that path A (with edges in E) and square B (with edges in C) share only a single edge in common. Without loss of generality, let vertices  $v_1$  and  $v_2$  be the two vertices along this shared edge. An example of this situation is shown by the red dotted line in Figure 3.

Assume for the sake of contradiction that path A is completable. Hence square B’s triangle constraint must be satisfied so path A needs to be extended to include two more of square B’s edges. However, every pair of the three remaining edges in square B contain an edge that either has  $v_1$  or  $v_2$  as one of its vertices. Thus this extension of A would need to visit the same vertex twice, which violates rule (ii) of Witness puzzles. Thus, path A is incompletable.

The proof for the third row is similar, however, we are given count(E, C, F) and two(F) instead, so we know that path A and square B share two edges in common in this case. These two edges must include at least three vertices in square B. Without loss of generality, assume these vertices are  $v_1, v_4$ , and  $v_3$ . An example of this situation is shown by the blue dashed line in Figure 3.

Assume for the sake of contradiction that path A is completable, so an extension of A needs to include one more of square B’s edges. However, any additional edge will include at least one of the vertices  $v_1, v_4$ , and  $v_3$ , so this extension of A would need to visit the same vertex twice which violates rule (ii) of Witness puzzles. Hence path A is incompletable.

Since we have shown each line has no false positives,  $\pi^\circ$  has no false positives.  $\square$

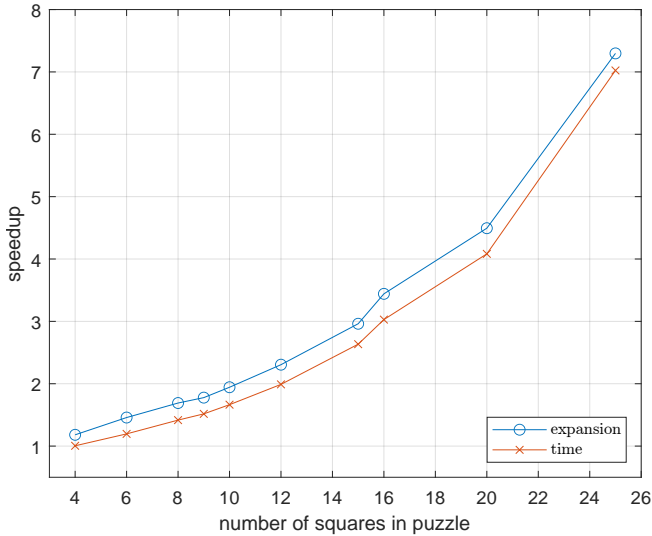


Figure 4: Time and expansion speedup of  $\pi^\circ$  on  $\mathcal{P}_{\text{test}}$ .

## 5.5 Learned Predicate: Search Acceleration

Since both the human-designed  $\pi_{\text{baseline}}$  and the machine-learned  $\pi^\circ$  have no false positives we will be using them for pruning of partial paths. On the test set  $\mathcal{P}_{\text{test}}$ , we thus compared two Python implementations of Algorithm 1 with  $\pi^\circ$  and  $\pi_{\text{baseline}}$ . The predicate  $\pi^\circ$  had the following speedups:

$$\text{speedup}_t(\pi^\circ, \mathcal{P}_{\text{test}}) = 6.12, \quad (4)$$

$$\text{speedup}_E(\pi^\circ, \mathcal{P}_{\text{test}}) = 6.27. \quad (5)$$

Notice that the expansion speedup is slightly higher than the time speedup since invoking the more complex  $\pi^\circ$  within A\* takes more time than invoking the simpler  $\pi_{\text{baseline}}$ .

The range of time speedups was  $[0.37, 1136]$  and of expansion speedups was  $[1, 1447]$ . Thus A\* with predicate  $\pi^\circ$  never expanded more nodes than the baseline on any problem in  $\mathcal{P}_{\text{test}}$ . On problems where the same number of nodes was expanded,  $\pi^\circ$  had to do more computation. This led to  $\pi^\circ$  being slower than the baseline 32.5% of the time. However,  $\pi^\circ$  also has the potential to significantly speed up search, and on one instance had a time speedup of 1136. We analyze this instance in Appendix A.

The speedup afforded by using the predicate appears to increase with the puzzle size. We partitioned the 15000 instances from  $\mathcal{P}_{\text{test}}$  into ten buckets based on size (Table 2). Figure 4 shows time and expansion speedups for the instances in each bucket, plotted as a function of the number of squares in the bucket’s puzzles.

## 5.6 Solving Large Puzzle Instances

Given the speedups of these predicate we investigated how large a puzzle could be solved using  $\pi^\circ$  within fixed time and memory limits. We generated a set of 500 puzzle instances of each of the following sizes:  $5 \times 5$ ,  $5 \times 6$ ,  $5 \times 7$ ,  $5 \times 8$ ,  $6 \times 6$ ,

$6 \times 7$ ,  $6 \times 8$ ,  $7 \times 7$ ,  $7 \times 8$ , and  $8 \times 8$  using Algorithm 4. <sup>†</sup>

We then ran A\* using  $\pi^\circ$  and  $\pi_{\text{baseline}}$  for pruning on these large puzzles. We recorded the number of puzzle instances solved under a time limit of  $\{1, 5, 15, 30\}$  minutes and memory limit of 128 Gbytes (Figure 5).

The puzzle instances were challenging for the baseline search; only the two smallest puzzles (25 and 30 squares) could all be solved in under 30 minutes. The learned predicate,  $\pi^\circ$ , sped up A\* enough to allow for solving more puzzles.

A\* using  $\pi^\circ$  solved all puzzles up to 36 squares as well as over half of the largest sized puzzles (64 squares). Furthermore, A\* with  $\pi^\circ$  given a time limit of 5 minutes solves 83.9% of puzzles which is more than the 83.1% our baseline solver solves given a time limit of 30 minutes. Also A\* with  $\pi^\circ$  given a time limit of 1 minute solves 74.4% of puzzles which is more than the 74.0% our baseline solves in 5 minutes. This shows A\* with  $\pi^\circ$  solves more puzzles in less time than the baseline.

## 6 Open Questions and Future Work

We have demonstrated how an off-the-shelf ILP system with a triage-based filtering is able to learn a predicate that substantially speeds up a baseline search algorithm in solving Witness puzzles.

Future work will compare our approach to other types of program synthesis such as bottom-up search or genetic algorithms. It will also explore automatically converting predicates from Prolog to Python to gain performance benefits without the effort of a manual re-implementation.

We used the learned predicate for safe pruning because we were able to prove its lack of false positives. Other learned predicates may achieve an even higher speedup but have an occasional false positive. To use such a predicate for pruning while preserving A\* completeness one can run A\* with the predicate *in parallel* with A\* with  $\pi^\circ$ . Both versions of A\* are stopped as soon as one of them finds a solution. In this way if the predicate in question prunes out a prefix of the only solution by mistake its A\* will not find the solution. Note the other copy of A\* guided by  $\pi^\circ$  will thereby preserving completeness of the pair. This is similar in spirit to planning with a portfolio of planners running in parallel.

Future work will investigate applicability of this approach to other puzzle types in *The Witness* beyond triangle puzzles. It will also investigate how the approach presented in this paper can be used to improve approaches that automatically compute the difficulty of puzzles (Chen, Sturtevant, and White 2023).

## 7 Conclusions

Searching for solutions to Witness puzzles can be combinatorially difficult. We presented an automated approach to

<sup>†</sup>We chose it over Algorithm 3 as it can generate larger puzzle instances faster, not needing to verify existence of a solution.



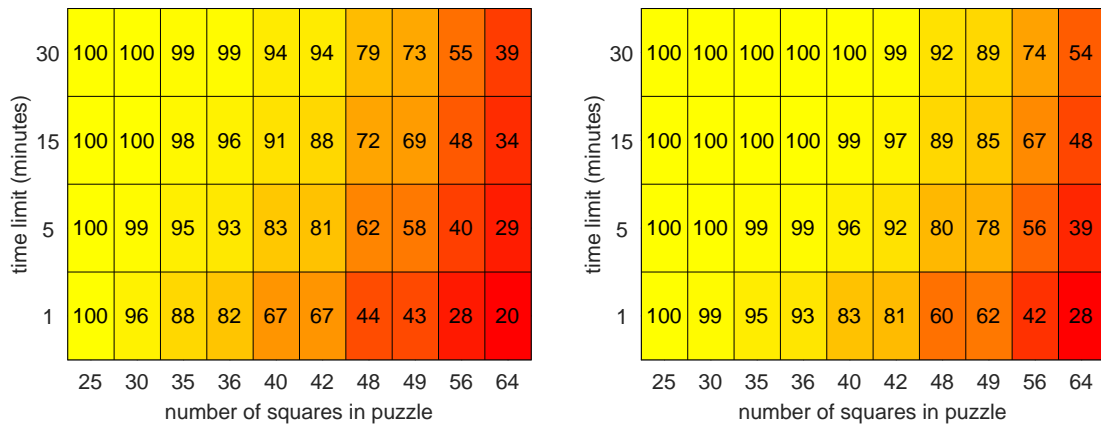


Figure 5: Rounded percentage of puzzle instances solved by baseline search (left) and with  $\pi^o$  (right).

speeding up A\* via machine-learned, human-readable predicates that predict the incompleteness of a partial path. The human readability can offer insights to both Witness players and puzzle designers. It also may afford the opportunity to prove that they have no false positives which in turn allows them to be used to safely prune successor nodes within A\* and preserve completeness. When used for provably safe pruning our learned predicate accelerated the baseline search by about six times on larger puzzle instances.

In closing, we hope that our work presented in this paper will encourage other game AI researchers to add Witness puzzles to their portfolio of game AI testbeds.

## 8 Acknowledgements

The authors acknowledge the support of the Natural Sciences and Engineering Research Council of Canada (NSERC), including grant #2020-06502. The authors also acknowledge the support from Compute Canada, Alberta Innovates and Alberta Advanced Education. The authors would like to thank Andrew Cropper, Nathan Sturtevant, Jonathan Schaeffer, and Faisal Abutarab for useful discussions on the paper.

## A Puzzle with a Large Speedup

In this section we show the puzzle instance from our testing set  $P_{\text{test}}$  where  $\pi^o$  sped up A\* the most. On this example, A\* with  $\pi^o$  had a time speedup of 1136 and expansion speedup of 1447. The  $5 \times 5$  puzzle is shown in Figure 6. We will show that predicate  $\pi^o$  forces A\* to have the first eight vertices visited in a solution to Figure 6 to be 1, 2, 3, 4, 5, 6, 7, 8. This demonstrates how A\* with  $\pi^o$  prunes many partial paths from its search tree.

Solving this puzzle from the start, we can either move up to vertex 3 or right to vertex 1. Either path intersects the three-triangle square, and lines two and three of predicate  $\pi^o$  predict that leaving this square before satisfying the square’s triangle constraint will result in an incompletable path. There are two possible ways to satisfy the three-triangle constraint:

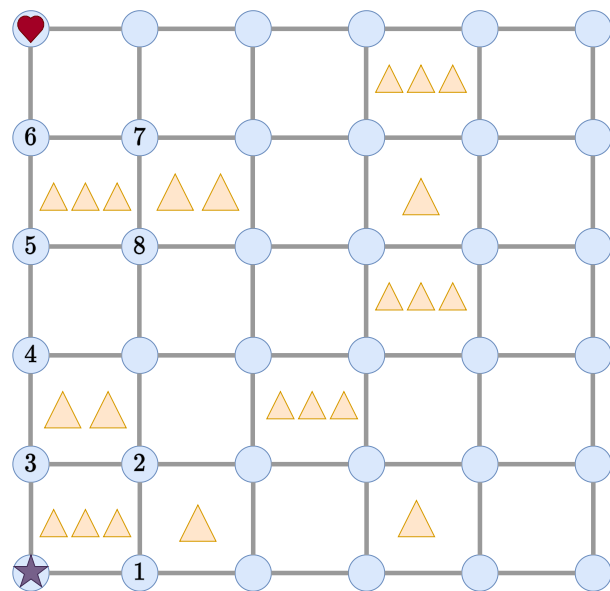


Figure 6: A  $5 \times 5$  Witness-type triangle puzzle. The vertices are numbered to show the partial path that pruning with  $\pi^o$  forces A\* to take. The two vertex markers  $\star, \heartsuit$  mark the start and goal vertices.

3, 2, 1 or 1, 2, 3. In the first case, we are then forced to move right from vertex 1, which would then intersect a one-triangle square twice. The first line of  $\pi^o$  detects that this is incompletable, and hence the first sequence of moves must be 1, 2, 3.

From vertex 3, we can only move up to vertex 4. From vertex 4 we cannot move right since then the path will intersect a two-triangle square three times, which  $\pi^o$  detects is incompletable. Thus we must move up to vertex 5 and our partial path so far is 1, 2, 3, 4, 5.

From vertex 5 we must move either up to vertex 6 or right to vertex 8. In either case we have one edge in our path that is adjacent a three-triangle square. Predicate  $\pi^o$  predicts that leaving this square without satisfying the square’s triangle constraint will make the path incompletable. We

have two ways to satisfy the three-triangle constraint: either 6, 7, 8 or 8, 7, 6. In the latter case, our partial path would be 1, 2, 3, 4, 5, 8, 7, 6, and our only move without repeating any vertices would be to move up to the goal. However, there are still squares with triangle constraints that are not satisfied so this path is invalid. While  $\pi^\circ$  will not detect this, no successor states of this partial path will be added to the open list. Hence, the former case is the only possibility and the starting sequence of eight moves is 1, 2, 3, 4, 5, 6, 7, 8.

## References

- Abel, Zachary et al. (2020). “Who witnesses *The Witness*? Finding witnesses in *The Witness* is hard and sometimes impossible”. In: *Theoretical Computer Science* 839, pp. 41–102.
- Blow, Jonathan (2011). *Truth in Game Design*. Presented at Game Developers Conference Europe.
- Botea, Adi and Vadim Bulitko (2022). “Tiered State Expansion in Optimization Crosswords”. In: *Proceedings of the AAAI Conference on Artificial Intelligence and Interactive Digital Entertainment*, pp. 79–86.
- Browne, Cameron (2013). “Deductive search for logic puzzles”. In: *Proceedings of the IEEE Conference on Computational Intelligence in Games*, pp. 1–8.
- Bulitko, Vadim, Sergio Poo Hernandez, and Levi HS Lelis (2021). “Fast Synthesis of Algebraic Heuristic Functions for Video-game Pathfinding”. In: *Proceedings of the IEEE Conference on Games*, pp. 1–5.
- Bulitko, Vadim, Shuwei Wang, Justin Stevens, and Levi HS Lelis (2022). “Portability and Explainability of Synthesized Formula-based Heuristics”. In: *Proceedings of the International Symposium on Combinatorial Search*, pp. 29–37.
- Butler, Eric, Emina Torlak, and Zoran Popović (2017). “Synthesizing interpretable strategies for solving puzzle games”. In: *Proceedings of the International Conference on the Foundations of Digital Games*, pp. 1–10.
- Chen, Eugene, Nathan Sturtevant, and Adam White (2023). “Computing the Entropy of a Puzzle: Modeling Difficulty, Enjoyment and Learning”. In: *Proceedings of the AAAI Conference on Artificial Intelligence and Interactive Digital Entertainment*.
- Chen, Jingwei and Nathan R Sturtevant (2021). “Avoiding Re-expansions in Suboptimal Best-First Search”. In: *Proceedings of the International Symposium on Combinatorial Search*, pp. 162–163.
- Cropper, Andrew, Sebastijan Dumančić, Richard Evans, and Stephen H Muggleton (2022). “Inductive logic programming at 30”. In: *Machine Learning* 111, pp. 147–172.
- Cropper, Andrew and Rolf Morel (2021). “Learning programs by learning from failures”. In: *Machine Learning* 110, pp. 801–856.
- De Keghel, Barbara and Mads Haahr (2019). “Procedural puzzle generation: A survey”. In: *IEEE Transactions on Games* 12.1, pp. 21–40.
- Hart, P.E., N.J. Nilsson, and B. Raphael (1968). “A formal basis for the heuristic determination of minimum cost paths”. In: *IEEE Transactions on Systems Science and Cybernetics* 4.2, pp. 100–107.
- Hoffmann, Jörg and Bernhard Nebel (2001). “The FF planning system: Fast plan generation through heuristic search”. In: *Journal of Artificial Intelligence Research* 14, pp. 253–302.
- Iwashita, Hiroaki, Jun Kawahara, and Shin-ichi Minato (2012). “ZDD-based computation of the number of paths in a graph”. In: *Hokkaido University Division of Computer Science TCS Technical Report TCSTR-A-12-60*.
- Krajňanský, Michal, Jörg Hoffmann, Olivier Buffet, and Alan Fern (2014). “Learning pruning rules for heuristic search planning”. In: *Proceedings of the European Conference on Artificial Intelligence*, pp. 483–488.
- Krishnan, Abhijeet and Chris Martens (2022). “Synthesizing Chess Tactics from Player Games”. In: *Workshop on Explainable Agency in Artificial Intelligence Workshop, AAAI Conference on Artificial Intelligence*.
- Muggleton, Stephen (1991). “Inductive logic programming”. In: *New generation computing* 8, pp. 295–318.
- Nikoli Co., Ltd (1989). *Slitherlink*.
- Orseau, Laurent and Levi H. S. Lelis (2021). “Policy-Guided Heuristic Search with Guarantees”. In: *Proceedings of the AAAI Conference on Artificial Intelligence*, pp. 12382–12390.
- Richter, Silvia and Matthias Westphal (2010). “The LAMA planner: Guiding cost-based anytime planning with landmarks”. In: *Journal of Artificial Intelligence Research* 39, pp. 127–177.
- Sturtevant, Nathan (2023). *HOG2*. <https://github.com/nathanstt/hog2/tree/PDB-refactor>.
- Summerville, Adam et al. (2018). “Procedural content generation via machine learning (PCGML)”. In: *IEEE Transactions on Games* 10.3, pp. 257–270.
- Thekla, Inc. (2016). *The Witness*.