

# A Novel Tensor Decomposition of arbitrary order based on Block Convolution with Reflective Boundary Conditions for Multi-Dimensional Data Analysis

**Mahdi Molavi**

*Department of Computer Science, Tarbiat Modares, Tehran-Iran*

**Mansoor Rezghi**

*Department of Computer Science, Tarbiat Modares, Tehran-Iran*

REZGHI@MODARES.AC.IR

**Tayyeb Saeedi**

*Department of Computer Science, Tarbiat Modares, Tehran-Iran*

**Editor:** My editor

## Abstract

Tensor decompositions are powerful tools for analyzing multi-dimensional data in their original format. Besides tensor decompositions like Tucker and CP, Tensor SVD (t-SVD) which is based on the t-product of tensors is another extension of SVD to tensors that recently developed and has found numerous applications in analyzing high dimensional data. This paper offers a new insight into the t-Product and shows that this product is a block convolution of two tensors with periodic boundary conditions. Based on this viewpoint, we propose a new tensor-tensor product called the  $\star_c$ -Product based on Block convolution with reflective boundary conditions. Using a tensor framework, this product can be easily extended to tensors of arbitrary order. Additionally, we introduce a tensor decomposition based on our  $\star_c$ -Product for arbitrary order tensors. Compared to t-SVD, our new decomposition has lower complexity, and experiments show that it yields higher-quality results in applications such as classification and compression.

**Keywords:** Tensor-tensor product, Tensor singular value decomposition, Convolution, Boundary condition, Reflective boundary condition.

## 1 Introduction

In recent years, the popularity of devices such as smartphones, digital cameras, and traffic cameras has led to an abundance of image and video data. To effectively use machine learning algorithms on this type of data, we need non-vector tools for representation. While matrices are well-suited for displaying gray-scale images, tensors offer an extension to matrices that can handle multidimensional data such as color images and videos. Although traditional machine learning algorithms can be applied to vectorized data, this approach has significant drawbacks. First, vectorization can destroy structural relationships between various features, such as the spatial relationships between pixels in image data. Second, folding data into vectors can lead to high-dimensional data, resulting in overfitting and the curse of dimensionality. To address these issues, tensor-based, multi-linear methods have been developed that can work directly with multidimensional data. This approach has gained significant attention in recent years, and several tensor-based algorithms have been developed for well-known machine learning algorithms such as SVM, PCA, and LDA, including STM Cai et al. (2006), MPCA Lu et al. (2008), and MLDA Liu et al. (2010), respectively. Moreover, tensor methods have also been used in neural network layers and deep learning to reduce network parameters while maintaining network quality.

Matrix decomposition methods, such as Singular Value Decomposition (SVD), are commonly used in machine learning applications such as classification Selvan and Ramakrishnan (2007), clustering Liang (2007), and dimension reduction methods Wang and Zhu (2017), and have proven to be effective Zaki et al. (2014). Due to the advantages of SVD, there have been efforts to extend it to tensors. Over the past decade, various extensions of SVD for tensors have been proposed, such as CP and Tucker Kolda and Bader (2009). These methods are widely used in various applications, including EEG classification Bi and Wang (2019), image processing Zhang et al. (2019), rs-fMRI classification Noroozi and Rezghi (2020), tensor robust principal component analysis, and tensor completion Fan et al. (2020); Xie et al. (2017). Recently, Kilmer and Martin proposed a new decomposition method called t-SVD that decomposes an order-3 tensor into three tensors using a new product between tensors called the tensor-tensor product (t-Product) Kilmer and Martin (2011).

The t-SVD decomposition has numerous applications in various fields such as tensor completion Zhang and Aeron (2016), video recovery Lou and Cheung (2019), dynamic MRI reconstruction Ai et al. (2018), color image denoising Wang et al. (2020), and tensor robust principal analysis Lu et al. (2019). However, while the t-SVD decomposition becomes SVD on an order-2 tensor (matrix), the tensors obtained from the decomposition are not guaranteed to be real in their work and some related works Hao et al. (2013); Martin et al. (2013). This issue has recently been resolved by Canyi Lu et al. in Lu et al. (2019).

Moreover, in Martin et al. (2013), the t-Product and hence the t-SVD have been generalized for n-dimensional data. However, their definition of the t-Product involves the terms fold and unfold, which transform tensors into structured circulant block matrices. Additionally, the extension of the t-Product defined in Martin et al. (2013) for high dimensions (n-order tensors) has a recursive form, leading to increased complexity in the definition. This complexity becomes even more challenging for higher dimensions, making the definitions of t-Product and t-SVD more difficult to comprehend. For instance, in the algorithm (2) presented in Martin et al. (2013), numerous folding and unfolding operations are used in different modes, making the implementation complex and time-consuming.

In this paper, we sight at the t-Product from another viewpoint and show that the t-Product is actually a block convolution with a periodic boundary between two tensors. Then, this viewpoint gives us an opportunity to use image processing literature in artificial boundary conditions to define a new tensor product with better properties. Different kinds of artificial boundaries are used in image restoration for modeling of blurring process Rezghi et al. (2014). Zero, periodic, reflective, and anti-reflective are known boundary conditions. It has been shown that the blurring matrix with periodic and reflective boundary (by symmetric mask) is diagonalizable by Fourier and Cosine transformation respectively Ng et al. (1999); Rezghi and Elden (2011). Also, the computational complexity and quality of the modeling by the reflective boundary case are better than the periodic boundary case. So here, we use reflective boundary conditions and introduce a new tensor product called  $\star_c$ -Product that works on order-n tensors. Finally, we present a novel tensor decomposition based on this product named  $\star_c$ -SVD. Based on this decomposition, we apply classification and clustering techniques and we show our work has better performance compared to other state-of-the-art methods.

In recent years, structured tensors have been proposed to model convolution between high-dimensional tensors. For example, in Rezghi and Elden (2011), circulant tensors with arbitrary order were introduced and it was demonstrated that these tensors can be used to restore 3D images with periodic boundaries in a specific case. Additionally, in Rezghi and Amirmazlaghani (2019), Toeplitz tensors with arbitrary dimensions were used for convolution modeling. In this paper, we show that t-Product and  $\star_c$ -Product can be presented as structured Circulant and Toeplitz+Hankel tensors. This leads to the generalization of the t-Product and  $\star_c$ -Product for any dimension using structured circulant and Toeplitz plus Hankel tensors, respectively. The advantages of our proposed method are its simplicity in generalizing the t-Product and  $\star_c$ -Product to arbitrary dimensions using structured circulant Toeplitz plus Hankel tensors. This method also inherits the useful properties of these products, such as their equivalent SVD. Moreover, it is easier to implement and has a lower computational cost compared to previous methods.

The rest of this paper is organized as takes after: Section 2 contains notations that we use in the paper and related works. Section 3 includes of the our viewpoint to t-Product. In section 4, we present our new product and corresponding decomposition. Section 5 represents some experimental results in compression, clustering, and classification.

## 2 Notations and related works

### 2.1 Notations

In this paper, we denote tensors by boldface calligraphic letters, *e.g.*,  $\mathcal{A}$ . We use boldface uppercase letters for matrices, *e.g.*,  $A$ . We use the Python notation  $\mathcal{A}[:, :, i]$  to denote the  $i$ -th frontal slice and it is denoted compactly as  $A_i$ , also we denote the  $i$ -th column and  $i$ -th row of a matrix as  $A[:, i]$  and  $A[i, :]$ , respectively. Vectors are denoted by boldface lowercase letters, *e.g.*,  $a$ , and scalars are denoted by lowercase letters, *e.g.*,  $a$ .

We define the mode- $n$  product of a tensor and a matrix as follows, as defined in Rezaghi (2017); Rezaghi and Elden (2011):

$$\mathcal{G} := (M)n.\mathcal{Z},$$

where  $M \in \mathbb{R}^{J \times I_n}$ , is a matrix,  $\mathcal{Z} \in \mathbb{R}^{I_1 \times I_2 \times \dots \times I_n \times \dots \times I_N}$  is an  $N$ -order tensor, and  $\mathcal{G} \in \mathbb{R}^{I_1 \times \dots \times I_{n-1} \times J \times I_{n+1} \times \dots \times I_N}$ .

Really, in mode- $n$  product each mode- $n$  fiber of tensor is multiplied by matrix, Bahri et al. (2018). This inner product and other matrix-vector, matrix-matrix, and also matrix-tensor products can be considered as a special case of contraction product of two tensors, which is a tensor product followed by a contraction along specified modes. For two tensors  $\mathcal{A} \in \mathbb{R}^{I_1 \times \dots \times I_D \times J_1 \times \dots \times J_M}$  and  $\mathcal{B} \in \mathbb{R}^{K_1 \times \dots \times K_L \times J_1 \times \dots \times J_M}$ , their contractive product corresponding to contraction modes  $D+1, \dots, D+M$  and  $L+1, \dots, L+M$  of tensors  $\mathcal{A}$  and  $\mathcal{B}$ , respectively, can be defined as follows Bader and Kolda (2006)

$$\mathcal{C} = \langle \mathcal{A}, \mathcal{B} \rangle_{D+1, \dots, D+M; L+1, \dots, L+M} = \langle \mathcal{A}, \mathcal{B} \rangle_{D+1:D+M; L+1:L+M} \quad (1)$$

where

$$c_{i_1, \dots, i_D, k_1, \dots, k_L} = \sum_{1 \leq j_k \leq J_k} a_{i_1, \dots, i_D, j_1, \dots, j_M} b_{k_1, \dots, k_L, j_1, \dots, j_M}.$$

The extension of diagonal concept to tensors is not unique, but the general from of such concept is proposed in Rezaghi and Elden (2011), which can cover the other definitions. For arbitrary order  $\mathcal{A}$ , let  $S = \{s_1, \dots, s_t\}$  be a subset of modes  $\{1, \dots, N\}$ ,  $\mathcal{A} = \text{diag}(\mathcal{D}) \in \mathbb{R}^{I_1 \times \dots \times I_N}$  is  $\{S\}$ -diagonal, if  $A_{i_1 \dots i_N}$  can be nonzero only if  $i_{s_1} = \dots = i_{s_t}$  and are elements of  $(N - |S| + 1)$ -order tensor  $\mathcal{D}$ . For Example we say that 3-order tensor  $\mathcal{A} \in \mathbb{R}^{I_1 \times I_2 \times I_3}$  is  $\{\{1, 3\}\}$ -diagonal with elements  $D$  and denote by  $\mathcal{A} = \text{diag}_{\{1, 3\}}(D)$ , if

$$\mathcal{A}[i_1, i_2, i_3] = \delta_{i_1 i_3} D[i_2, i_3], \quad \delta_{ij} = \begin{cases} 1 & i = j \\ 0 & \text{otherwise} \end{cases} \quad (2)$$

Also for two disjoint subsets  $S = \{s_1, \dots, s_t\}$  and  $Q = \{q_1, \dots, q_{t'}\}$  of modes  $\{1, \dots, N\}$ .  $\mathcal{A} \in \mathbb{R}^{I_1 \times \dots \times I_N}$  is called  $\{S, Q\}$ -diagonal if  $A_{i_1 \dots i_N}$  can be nonzero only if  $i_{s_1} = \dots = i_{s_t}$  and  $i_{q_1} = \dots = i_{q_{t'}}$ .

In the following we will face with structured circulant tensors which defined in Rezghi and Elden (2011) as follows:  $\mathcal{A} \in \mathbb{R}^{I_1 \times I_2 \times \dots \times I_N}$  is called  $\{l, k\}$ -circulant tensor, if  $I_l = I_k = n$ , and

$$\mathcal{A}[:, \dots, :, i_l, :, \dots, :, i_k, :, \dots, :] = \mathcal{A}[:, \dots, :, i'_l, :, \dots, :, i'_k, :, \dots, :], \quad \text{if } i_l - i_k \equiv i'_l - i'_k \pmod{n}.$$

The authors in Rezghi and Elden (2011) showed that such structured tensor can be diagonalized partially by FFT, which causes fast computation of some contraction products with such tensors.

## 2.2 t-Product and t-SVD

For the first time, tensor-tensor product (t-Product) for 3-order tensors  $\mathcal{A} \in \mathbb{R}^{n_1 \times \ell \times n_3}$  and  $\mathcal{B} \in \mathbb{R}^{\ell \times n_2 \times n_3}$  is introduced in Kilmer and Martin (2011) as follows:

$$\mathbb{R}^{n_1 \times n_2 \times n_3} \ni \mathcal{C} = \mathcal{A} \star_t \mathcal{B} = \text{fold}(\text{circ}(\text{unfold}(\mathcal{A})).\text{unfold}(\mathcal{B})),$$

which

$$\text{circ}(\text{unfold}(\mathcal{A})) = \begin{bmatrix} \mathbf{A}_1 & \mathbf{A}_{n_3} & \cdots & \mathbf{A}_2 \\ \mathbf{A}_2 & \mathbf{A}_1 & \cdots & \mathbf{A}_3 \\ \vdots & \vdots & \ddots & \vdots \\ \mathbf{A}_{n_3} & \mathbf{A}_{n_3-1} & \cdots & \mathbf{A}_1 \end{bmatrix} \in \mathbb{R}^{n_1 n_3 \times \ell n_3},$$

is a block circulant matrix. Also, fold and unfold are the following operations:

$$\text{unfold}(\mathcal{A}) = \begin{bmatrix} \mathbf{A}_1 \\ \mathbf{A}_2 \\ \vdots \\ \mathbf{A}_{n_3} \end{bmatrix} \in \mathbb{R}^{n_1 n_3 \times \ell}, \quad \text{fold}(\text{unfold}(\mathcal{A})) = \mathcal{A}.$$

Based on the properties of block circulant matrices, t-Product can be efficiently computed using the Fast Fourier Transform (FFT) algorithm, as follows:

$$\text{unfold}(\mathcal{C}) = (\mathbf{F}_{n_3}^* \otimes I_{n_1}) ((\mathbf{F}_{n_3} \otimes I_{n_1}) \text{circ}(\text{unfold}(\mathcal{A})) (\mathbf{F}_{n_3}^* \otimes I_\ell)) (\mathbf{F}_{n_3} \otimes I_\ell) \text{unfold}(\mathcal{B}).$$

Based on the t-Product operator Kilmer and Martin (2011), proved that on arbitrary 3-order tensors  $\mathcal{A} \in \mathbb{R}^{n_1 \times n_2 \times n_3}$ , can be decomposed as follows

$$\mathcal{A} = \mathcal{U} \star_t \mathcal{S} \star_t \mathcal{V}^T, \quad (3)$$

where  $\mathcal{U} \in \mathbb{R}^{n_1 \times n_1 \times n_3}$  and  $\mathcal{V} \in \mathbb{R}^{n_2 \times n_2 \times n_3}$  are orthogonal, and  $\mathcal{S} \in \mathbb{R}^{n_1 \times n_2 \times n_3}$  is a f-diagonal tensor (according to our definition  $\{1, 2\}$ -diagonal) Kilmer and Martin (2011). Also, the transpose  $\mathcal{V}^T$  in (3) is defined in Kilmer and Martin (2011). This decomposition is an extension of SVD for 3-order tensors named t-SVD. The scheme of this decomposition is shown in Fig. 1.

Furthermore, when  $n_3 = 1$ , the t-SVD reduces to the SVD of a matrix. The t-SVD, similar to SVD, has various applications including dimension reduction, classification, tensor completion, and even in deep neural networks Wu et al. (2022). In Martin et al. (2013), the authors extended the t-Product and t-SVD to arbitrary order tensors in 2013.

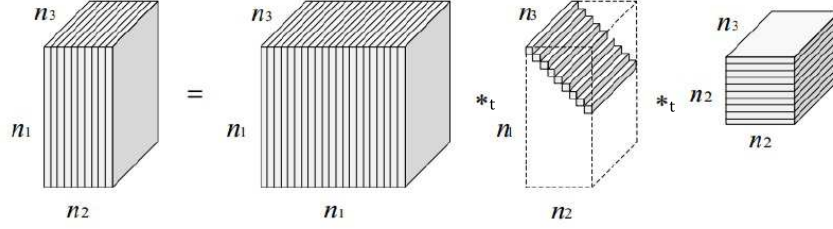


Figure 1: t-SVD scheme of an  $n_1 \times n_2 \times n_3$  tensor Hao et al. (2013), Lu et al. (2019).

### 3 t-Product with signal processing viewpoint

This section presents a new perspective on the t-Product and demonstrates that it can be interpreted as a block convolution between two tensors. This perspective enables us to define a new tensor-tensor product with better properties than the t-Product. Another advantage of this approach is that it provides a simple framework for computing the t-SVD for higher dimensions, which is easier to implement.

Convolution is a fundamental concept in signal and image processing with many applications such as edge detection Shen and Sethi (1996); Wen et al. (2018), image enhancement and deblurring Han and Kan (2019); Mohan et al. (2020). Convolution is also the basis of outstanding convolutional neural network architectures in deep learning Goodfellow et al. (2016).

Mathematically, the convolution between two vectors  $\mathbf{x}, \mathbf{h} \in \mathbb{R}^n$  is defined as following:

$$y_i = \sum h_{i-j} x_j, \quad i = 1, \dots, n. \quad (4)$$

Here,  $\mathbf{x}, \mathbf{y}$ , are considered as exact and filtered signals respectively and  $\mathbf{h}$  denotes the filter kernel. In the convolution process, computing some elements of  $\mathbf{y}$  requires signals from the boundary of  $\mathbf{x}$ . Various approaches have been proposed to deal with the boundary of  $\mathbf{x}$ , such as using zero (black) boundary Rezghi et al. (2014), repetition (periodic) boundary Rezghi and Elden (2011), reflective boundary Ng et al. (1999), etc., which are known as artificial boundary conditions (BC). Here, we show that a block convolution with a periodic boundary condition provides insight into the t-Product from a signal processing viewpoint.

Let  $\mathbf{x} = [x_1, x_2, \dots, x_n] \in \mathbb{R}^n$  and  $\mathbf{h} = [h_0, h_1, \dots, h_{n-1}] = [a_1, a_2, \dots, a_n] = \mathbf{a} \in \mathbb{R}^n$ , became the input signal and nonzero part of the kernel  $\{h_i\}$ , respectively. By considering the periodic boundary condition for signal  $\mathbf{x}$  in convolution process (4), the out side of  $\mathbf{x} = [x_1, x_2, \dots, x_n]$  will be

$$x_i = \begin{cases} x_{n+i}, & i = 1 - n, \dots, 0 \\ x_{i-n}, & i = n + 1, \dots, 2n \end{cases}, \quad (5)$$

or schematically as shown in Fig. 2. By this assumption,  $y_i$  for  $i = 1, \dots, n$  will be

$$y_i = \sum_{j=1}^i a_{i-j+1} x_j + \sum_{j=i+1}^n a_{n+1+i-j} x_j, \quad i = 1, \dots, n. \quad (6)$$




Figure 2: Scheme of the periodic boundary condition. The dashed part is the periodic boundary of signal  $\mathbf{x}$ .

By defining the circulant matrix  $\text{circ}(\mathbf{a}) \in \mathbb{R}^{n \times n}$  as follows:

$$\text{circ}(\mathbf{a})[i, j] = a_k, \quad \text{where} \quad k = \begin{cases} i - j + 1, & i \geq j \\ n + 1 + i - j, & i < j \end{cases}, \quad i, j = 1, \dots, n, \quad (7)$$

the equation (6) will be:

$$\begin{bmatrix} y_1 \\ y_2 \\ \vdots \\ y_n \end{bmatrix} = \begin{bmatrix} a_1 & a_n & \cdots & a_2 \\ a_2 & a_1 & \cdots & a_3 \\ \vdots & \vdots & \ddots & \vdots \\ a_n & a_{n-1} & \cdots & a_1 \end{bmatrix} \begin{bmatrix} x_1 \\ x_2 \\ \vdots \\ x_n \end{bmatrix} \quad \text{or} \quad \mathbf{y} = \text{circ}(\mathbf{a})\mathbf{x}. \quad (8)$$

According to the properties of the circulant matrix Rezghi and Elden (2011), we will have  $\mathbf{y} = \text{ifft}(\text{fft}(\mathbf{a}) \odot \text{fft}(\mathbf{x}))$ , which shows that  $\mathbf{y}$  could be computed very fast by FFT without the need to construct  $\text{circ}(\mathbf{a})$ . Here  $\odot$  denotes Hadamard (point-wise) product.

Now, if the elements  $a_i, x_i$  and  $y_i$  in convolution with periodic BC, are substituted with matrices  $\mathcal{A}[:, i, :] = A_i \in \mathbb{R}^{n_1 \times n_3}$ ,  $\mathcal{X}[:, i, :] = X_i \in \mathbb{R}^{n_3 \times n_4}$ , and  $\mathcal{Y}[:, i, :] = Y_i \in \mathbb{R}^{n_1 \times n_4}$ ,  $i = 1, \dots, n_2$ , the block version of equations (5) and (6) will be

$$X_i = \begin{cases} X_{n_2+i}, & i = 0, \dots, 1 - n_2 \\ X_{i-n_2}, & i = n_2 + 1, \dots, 2n_2 \end{cases}, \quad (9)$$

and

$$\mathcal{Y}[:, i, :] = \sum_{j=1}^i \mathcal{A}[:, i - j + 1, :] X_j + \sum_{j=i+1}^{n_2} \mathcal{A}[:, n_2 + 1 + i - j, :] X_j, \quad i = 1, \dots, n_2. \quad (10)$$

So, this equation is the block convolution with periodic BC of tensor  $\mathcal{A} \in \mathbb{R}^{n_1 \times n_2 \times n_3}$  and  $\mathcal{X} \in \mathbb{R}^{n_3 \times n_2 \times n_4}$  in mode-2 which gives  $\mathcal{Y} \in \mathbb{R}^{n_1 \times n_2 \times n_4}$ . Similar to definition of  $\text{circ}(\mathbf{a})$  in (7), by defining a 4-order tensor  $\text{Tcirc}(\mathcal{A}) \in \mathbb{R}^{n_1 \times n_2 \times n_3 \times n_2}$ , with elements,

$$\text{Tcirc}(\mathcal{A})[:, i, :, j] = \mathcal{A}[:, k, :], \quad \text{where} \quad k = \begin{cases} i - j + 1, & i \geq j \\ n_2 + 1 + i - j, & i < j \end{cases}, \quad i, j = 1, \dots, n_2, \quad (11)$$

the equation (10) becomes:

$$\mathcal{Y}[:, i, :] = \sum_{j=1}^{n_2} \text{Tcirc}(\mathcal{A})[:, i, :, j] \mathcal{X}[:, j, :], \quad i = 1, \dots, n_2. \quad (12)$$

Which is equal to the following contraction:

$$\mathcal{Y} = \langle \text{Tcirc}(\mathcal{A}), \mathcal{X} \rangle_{3;4;1;2}. \quad (13)$$

between  $\text{Tcirc}(\mathcal{A})$  and  $\mathcal{X}$ , Furthermore, by folding this equation, we get the following equation

$$\begin{bmatrix} Y_1 \\ Y_2 \\ \vdots \\ Y_n \end{bmatrix} = \begin{bmatrix} A_1 & A_n & \cdots & A_2 \\ A_2 & A_1 & \cdots & A_3 \\ \vdots & \vdots & \ddots & \vdots \\ A_n & A_{n-1} & \cdots & A_1 \end{bmatrix} \begin{bmatrix} X_1 \\ X_2 \\ \vdots \\ X_n \end{bmatrix}. \quad (14)$$

This shows that our tensor viewpoint is equal to the defined block form in Kilmer and Martin (2011) of t-product only by reordering of modes 2 and 3.

The tensor  $\text{Tcirc}(\mathcal{A})$  according to definition of circulant tensors in Rezaghi and Elden (2011), is an  $\{2, 4\}$ -circulant tensor, which enables us to calculate the contraction (13), without constructing  $\text{Tcirc}(\mathcal{A})$  and very fast by FFT on mode-2 of tensors  $\mathcal{A}, \mathcal{X}$  as follows:

**Lemma 1** *The equation  $\mathcal{Y} = \langle \text{Tcirc}(\mathcal{A}), \mathcal{X} \rangle_{3;4;1;2}$  could be computed very fast by fast Fourier transform as follows:*

$$\mathcal{Y} = (F^*)_3 \bar{\mathcal{Y}}$$

where  $\bar{\mathcal{Y}}[:, i, :] = \bar{\mathcal{A}}[:, i, :] \bar{\mathcal{X}}[:, i, :]$ ,  $\bar{\mathcal{A}} = (F)_3 \mathcal{A}$ , and  $\bar{\mathcal{X}} = (F)_3 \mathcal{X}$ , and  $F, F^*$  are Fourier transform and its conjugate transpose, respectively.

**Proof** This can be proved based on Theorem 5.1 and Corollary 5.4 in Rezaghi and Elden (2011). ■

This notation and representation of t-product by tensor form (13) give us a viewpoint that comfort the extension of t-product to arbitrary order.

Now, if we substitute the block components  $A_i, X_i$  of Block convolution (10) and its corresponding boundary (9) by the slices  $\mathcal{A}[:, i_2, \dots, i_{N-1}, :]$  and  $\mathcal{X}[:, i_2, \dots, i_{N-1}, :]$  of tensors  $\mathcal{A} \in \mathbb{R}^{I_1 \times I_2 \times \dots \times I_{N-1} \times J}$ ,  $\mathcal{X} \in \mathbb{R}^{J \times I_2 \times \dots \times I_N}$ , we have  $\{2, \dots, N-1\}$ -period padding of  $\mathcal{X}$  as follows

$$\mathcal{X}[:, i_2, i_3, \dots, i_{N-1}, :] = \mathcal{X}[:, s_2, s_3, \dots, s_{N-1}, :], \quad s_j = \begin{cases} I_j + i_j, & i_j = 0, \dots, 1 - I_j \\ i_j - I_j, & i_j = I_j + 1, \dots, 2I_j \end{cases}. \quad (15)$$

and convolution (10) will be

$$\mathcal{Y}[:, \bar{i}, :] = \sum_{j_2, \dots, j_{N-1}}^{I_2, \dots, I_{N-1}} \text{Tcirc}(\mathcal{A})[:, \bar{i}, :, \bar{j}, :] \mathcal{X}[:, \bar{j}, :], \quad (16)$$

where  $\bar{i} = i_2, \dots, i_{N-1}$ ,  $\bar{j} = j_2, \dots, j_{N-1}$ . Here  $\text{Tcirc}(\mathcal{A}) \in \mathbb{R}^{I_1 \times I_2 \times \dots \times I_{N-1} \times J \times I_2 \times \dots \times I_{N-1}}$  defined as

$$\text{Tcirc}(\mathcal{A})[:, \bar{i}, : \bar{j}] = \mathcal{A}[:, \bar{k}, :], \quad \bar{k} = k_2, \dots, k_{N-1}, \quad k_l = \begin{cases} i_l - j_l + 1, & i_l \geq j_l \\ n_l + 1 + i_l - j_l, & i_l < j_l \end{cases}, i_l, j_l = 1, \dots, n_l, \quad (17)$$



is a  $\{2:N-1; N+1:2N-2\}$ -circulant tensor based on definition of circulant tensor in Rezghi and Elden (2011). So, we call (16) as a  $\{2, \dots, N-1\}$ -mode block convolution of tensors  $\mathcal{A} \in \mathbb{R}^{I_1 \times I_2 \times \dots \times I_{N-1} \times J}$ ,  $\mathcal{X} \in \mathbb{R}^{J \times I_2 \times \dots \times I_N}$ , with periodic padding in modes  $\{2, \dots, N-1\}$ , which gives  $\mathcal{Y} \in \mathbb{R}^{I_1 \times I_2 \times \dots \times I_{N-1} \times I_N}$ . It's clear that the block convolution (16) is equal to the following contraction:

$$\mathcal{A} \star_t \mathcal{X} := \mathcal{Y} = \langle \text{Tcirc}(\mathcal{A}), \mathcal{X} \rangle_{N:2(N-1);1:N-1} \quad (18)$$

Therefor, we define the t-product of two N-order tensors  $\mathcal{A} \in \mathbb{R}^{I_1 \times I_2 \times \dots \times I_{N-1} \times J}$ ,  $\mathcal{X} \in \mathbb{R}^{J \times I_2 \times \dots \times I_N}$  as equation (18). By some mathematical manipulation, we could show that this arbitrary order t-product definition is equal to extension of t-product in Martin et al. (2013). But our viewpoint gives an instrument that computing this t-product becomes more straightforward in notation, complexity, and computation than the definition in Martin et al. (2013).

Since  $\text{Tcirc}(\mathcal{A})$  is a  $\{2:N-1; N+1:2N-2\}$ -circulant tensor from Rezghi and Elden (2011), we could prove that equation (18) could be done without construction of  $\text{t-circ}(\mathcal{A})$  only by applying of FFT on tensors  $\mathcal{A}$  and  $\mathcal{X}$  as shown in Algorithm 1.

---

**Algorithm 1** t-Product for arbitrary order tensors

---

**Input:**  $\mathcal{A} \in \mathbb{R}^{I_1 \times I_2 \times \dots \times I_{N-1} \times J}$ ,  $\mathcal{X} \in \mathbb{R}^{J \times I_2 \times I_3 \times \dots \times I_N}$

**Output:**  $\mathcal{Y} \in \mathbb{R}^{I_1 \times \dots \times I_N}$

- 1:  $\bar{\mathcal{A}} = (F, \dots, F)_{2:N-1} \cdot \mathcal{A}$ ,  $\bar{\mathcal{Y}} = (F, \dots, F)_{2:N-1} \cdot \mathcal{Y}$
  - 2:  $\bar{\mathcal{Y}}[:, \bar{i}, :] = \bar{\mathcal{A}}[:, \bar{i}, :] \bar{\mathcal{X}}[:, \bar{i}, :]$ ,  $\bar{i} = i_2, \dots, i_{N-1}, i_k = 1, \dots, I_k$
  - 3:  $\mathcal{Y} = (F^*, \dots, F^*)_{2:N-1} \cdot \bar{\mathcal{Y}}$
- 

**Theorem 2 (t-SVD for arbitrary order tensors)** *For each tensor  $\mathcal{A} \in \mathbb{R}^{I_1 \times \dots \times I_N}$  with arbitrary order  $N$ , There exists the following decomposition of:*

$$\mathcal{A} = \mathcal{U} \star_t \mathcal{S} \star_t \mathcal{V}^T$$

**Proof** The approach for proof is similar to theorem 7 that we will prove in the following. ■

#### 4 Novel tensor product and decomposition based on block convolution with reflective boundary conditions

The previous section has shown that the t-Product is a type of block convolution that utilizes periodic boundary conditions between two tensors. The concept of convolution has a rich history in the field of signal and image processing, and has been applied in various contexts such as image enhancement, image restoration, and deep convolutional neural networks (CNNs). For example, in image enhancement, a mask is convolved with an image for denoising or edge detection purposes, while in image restoration, the blurring process can be modeled as the convolution of the blurring mask and the input image Rezghi et al. (2014).

Although convolution masks must operate on the image boundary, it's not always possible to access the actual boundaries in all of these applications. As a result, various artificial boundary conditions (BCs) have been proposed and utilized in multiple scenarios. Examples of well-known BCs in the literature of image restoration include zero, periodic, reflective, and anti-reflective BCs. Experimental results have shown that reflective BCs generally outperform periodic and zero BCs due to their ability to model more complex scenarios that are more compatible with real situations Ng et al. (1999).

This section introduces a new type of tensor-tensor product based on block convolution between two tensors with reflective boundary conditions. The linear operator that corresponds to convolution by reflective BC can be diagonalized with a Cosine operator, which always produces real numbers unlike the FFT. Moreover, the complexity of this transformation is less than that of the FFT.

To extend this concept, we first describe convolution with reflective BCs and then introduce block matrix and block tensor versions of this operation, following a similar approach as in the previous section.

In convolution equation (4) Let  $\mathbf{x} = [x_1, \dots, x_n]^T$  and  $\mathbf{h} = [h_{1-n}, \dots, h_1, \dots, h_{n-1}]^T = [a_n, \dots, a_1, \dots, a_n]^T \in R^{2n-1}$  be the input signal and the nonzero part of a symmetric kernel  $\mathbf{h}$ . Also consider reflective BC in outside the real signal  $\mathbf{x}$ , i.e.

$$x_i = \begin{cases} x_{1-i} & i = 0, \dots, 1-n \\ x_{2n-i+1} & i = n+1, \dots, 2n \end{cases}$$

By these assumptions the convolution (4), becomes

$$y_i = \sum_{j=1}^n \left( a_{|i-j|+1} + (1 - \delta_{i+j,n+1}) \begin{cases} a_{i+j} & i+j \leq n \\ a_{2(n+1)-(i+j)} & i+j > n \end{cases} \right) x_j, \quad i = 1, \dots, n. \quad (19)$$

where

$$\delta_{i,j} = \begin{cases} 1 & i = j \\ 0 & i \neq j \end{cases}$$

By defining  $\text{Th}(\mathbf{a}) \in \mathbb{R}^{n \times n}$  matrix as following:

$$\text{Th}(\mathbf{a})[i, j] = a_{|i-j|+1} + (1 - \delta_{i+j,n+1}) \begin{cases} a_{i+j} & i+j \leq n \\ a_{2(n+1)-(i+j)} & i+j > n \end{cases}, \quad i, j = 1, \dots, n \quad (20)$$

the equation (19) becomes to the following linear equation:

$$\mathbf{y} = \text{Th}(\mathbf{a})\mathbf{x}, \quad (21)$$

$\text{Th}(\mathbf{a})$  has the following form in detail:

$$\text{Th}(\mathbf{a}) = \begin{bmatrix} a_1 & a_2 & \cdots & a_{n-1} & a_n \\ a_2 & a_1 & \cdots & a_{n-2} & a_{n-1} \\ \vdots & \ddots & \ddots & \ddots & \vdots \\ a_{n-1} & a_{n-2} & \cdots & a_1 & a_2 \\ a_n & a_{n-1} & \cdots & a_2 & a_1 \end{bmatrix} + \begin{bmatrix} a_2 & a_3 & \cdots & a_n & 0 \\ a_3 & \ddots & \ddots & \ddots & a_n \\ \vdots & \ddots & 0 & \ddots & \vdots \\ a_n & \ddots & \ddots & \ddots & a_3 \\ 0 & a_n & \cdots & a_3 & a_2 \end{bmatrix} \quad (22)$$

$$= \text{Toep}(\mathbf{a}) + \text{Hank}(\mathbf{a}) \quad (23)$$

which shows that the  $\text{Th}(\mathbf{a})$  is a spacial kind of Toeplitz-plus-Hankel matrix, Ng et al. (1999).

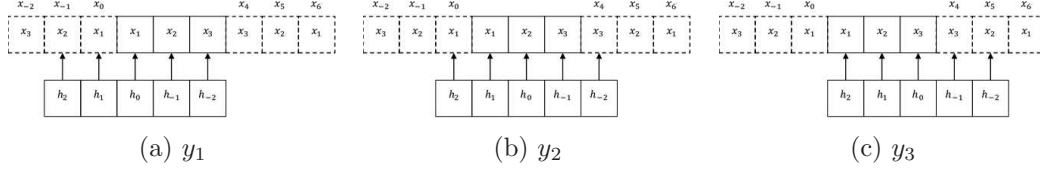


Figure 3: Convolution with with reflective boundary

For example, figure 3 demonstrates this BC schematically for  $n = 3$ . In Ng et al. (1999) it has been shown that for any  $\mathbf{a} \in \mathbb{R}^n$ , Toeplitz-plus-Hankel matrix in the  $\text{Th}(\mathbf{a})$  form, can be diagonalized by Cosine transform as:

$$\text{Th}(\mathbf{a}) = \overline{\mathbf{C}}^\top \mathbf{\Lambda} \overline{\mathbf{C}}, \quad \mathbf{\Lambda} = \text{diag}(\bar{\mathbf{a}}), \quad \bar{\mathbf{a}} = \text{diag}(c_1) \overline{\mathbf{C}} \text{Th}_1(\mathbf{a}), \quad c_1 = 1./\overline{\mathbf{C}}[:, 1] \quad (24)$$

where  $\overline{\mathbf{C}} \in \mathbb{R}^{n \times n}$  is discrete cosine matrix defined as

$$\overline{\mathbf{C}}[i, j] = \sqrt{\frac{2 - \delta_{i1}}{n}} \cos\left(\frac{(i-1)(2j-1)}{2n}\pi\right), \quad i, j = 1, \dots, n, \quad \delta_{ij} = \begin{cases} 1, & i = j \\ 0, & \text{otherwise} \end{cases},$$

and

$$\text{Th}_1(\mathbf{a}) = \begin{bmatrix} a_1 + a_2 \\ a_2 + a_3 \\ \vdots \\ a_{n-1} + a_n \\ a_n \end{bmatrix} = \mathbf{\Gamma} \mathbf{a}, \quad \mathbf{\Gamma} = \begin{bmatrix} 1 & 1 & 0 & \cdots & 0 \\ 0 & 1 & 1 & \ddots & \vdots \\ 0 & \ddots & \ddots & \ddots & 0 \\ \vdots & \ddots & 0 & 1 & 1 \\ 0 & \cdots & 0 & 0 & 1 \end{bmatrix}, \quad \mathbf{a} = \begin{bmatrix} a_1 \\ a_2 \\ \vdots \\ a_{n-1} \\ a_n \end{bmatrix},$$

is the first column of  $\text{Th}(\mathbf{a})$ . Since  $\text{diag}(c_1) \mathbf{\Lambda} \text{diag}(c_1)^{-1} = \mathbf{\Lambda}$ , diagonalization form (24) could be rewritten as

$$\text{Th}(\mathbf{a}) = \mathbf{C}^{-1} \mathbf{\Lambda} \mathbf{C}, \quad \mathbf{C} = \text{diag}(c_1) \overline{\mathbf{C}}, \quad \mathbf{\Lambda} = \text{diag}(\bar{\mathbf{a}}), \quad \bar{\mathbf{a}} = \mathbf{C} \mathbf{\Gamma} \mathbf{a}. \quad (25)$$

where  $\mathbf{C}^{-1} = \overline{\mathbf{C}}^\top \text{diag}(1./c_1)$ . By this decomposition its clear that (21) could be computed by fast cosine transform as follows

$$\mathbf{y} = \text{Th}(\mathbf{a})\mathbf{x} = \mathbf{C}^{-1}(\bar{\mathbf{a}} \odot \bar{\mathbf{x}}), \quad \bar{\mathbf{a}} = \mathbf{C} \mathbf{\Gamma} \mathbf{a}, \quad \bar{\mathbf{x}} = \mathbf{C} \mathbf{x} \quad (26)$$

where  $\odot$  denotes Hadamard(pointwise) product of vectors. The equation (26) is our base for defining new tensor product of tensors. But its clear that if we define  $\mathbf{y} = \mathbf{a} \star_c \mathbf{x} = \text{Th}(\mathbf{a})\mathbf{x}$  obviously, this multiplication does not have the associative property, i.e.,

$$\mathbf{b} \star_c (\mathbf{a} \star_c \mathbf{x}) \neq (\mathbf{b} \star_c \mathbf{a}) \star_c \mathbf{x},$$

which is not suitable for defining a new product operator. So we define

$$\mathbf{y} := \mathbf{a} \star_c \mathbf{x} = \text{Th}(\mathbf{\Gamma}^{-1} \mathbf{a})\mathbf{x}$$

clearly this product which is convolution (with reflective BC) between  $\hat{\mathbf{a}} = \Gamma^{-1}\mathbf{a}$  and  $x$  has associative property.

Similar to convolution with periodic BC in section 3, if we substitute the elements  $a_i, x_i$  and  $y_i$  of convolution with reflective BC (19), with the matrices  $\hat{\mathcal{A}}[:, i, :] = \hat{A}_i \in \mathbb{R}^{n_1 \times n_3}$ ,  $\mathcal{X}[:, i, :] = X_i \in \mathbb{R}^{n_3 \times n_4}$ , and  $\mathcal{Y}[:, i, :] = Y_i \in \mathbb{R}^{n_1 \times n_4}$  for  $i = 1, \dots, n_2$ , where  $\hat{\mathcal{A}} = (\Gamma^{-1})_2 \cdot \mathcal{A}$ , the mode-2 block reflective padding of  $\mathcal{X}$  will be

$$X_i = \begin{cases} X_{1-i} & i = 0, \dots, 1 - n_2 \\ X_{2n_2-i+1} & i = n_2 + 1, \dots, 2n_2 \end{cases} \quad (27)$$

and (20) for  $i = 1, \dots, n_2$  becomes

$$\mathcal{Y}[:, i, :] = \sum_{j=1}^{n_2} \left( \hat{A}_{|i-j|+1} + (1 - \delta_{i+j, n_2+1}) \begin{cases} \hat{A}_{i+j} & i+j \leq n_2 \\ \hat{A}_{2(n_2+1)-(i+j)} & i+j > n_2 \end{cases} \right) X[:, i, :]. \quad (28)$$

So, this is the block convolution with reflective-padding(BC) in mode-2 of tensors  $\hat{\mathcal{A}} \in \mathbb{R}^{n_1 \times n_2 \times n_3}$  and  $\mathcal{X} \in \mathbb{R}^{n_3 \times n_2 \times n_4}$  which gives  $\mathcal{Y} \in \mathbb{R}^{n_1 \times n_2 \times n_4}$ . By defining the 4-order tensor  $\text{TH}(\mathcal{A})$  with elements

$$\text{TH}(\hat{\mathcal{A}})[:, i_2, :, i_4] = \hat{\mathcal{A}}[:, |i_2 - i_4| + 1, :] + (1 - \delta_{i_2+i_4, n_2+1}) \begin{cases} \hat{\mathcal{A}}[:, i_2 + i_4, :] & i_2 + i_4 \leq n_2 \\ \hat{\mathcal{A}}[:, 2(n_2 + 1) - (i_2 + i_4), :] & i_2 + i_4 > n_2 \end{cases}. \quad (29)$$

equation (28) becomes

$$\mathcal{Y}[:, i_2, :] = \sum_{i_4=1}^n \text{TH}(\hat{\mathcal{A}})[:, i_2, :, i_4] \mathcal{X}[:, i_4, :], \quad i_2 = 1, \dots, n_2$$

which is equal to the following contraction:

$$\mathcal{Y} = \langle \text{TH}(\hat{\mathcal{A}}), \mathcal{X} \rangle_{3:4;1:2}. \quad (30)$$

**Definition 4.1 ( $\star_c$ -Product)** We define  $\star_c$  operation between  $\mathcal{A} \in \mathbb{R}^{I_1 \times I_2 \times J}$  and  $\mathcal{X} \in \mathbb{R}^{J \times I_2 \times I_3}$  tensors, as

$$\mathcal{Y} = \mathcal{A} \star_c \mathcal{X} = \langle \text{TH}(\hat{\mathcal{A}}), \mathcal{X} \rangle_{3:4;1:2}, \quad \hat{\mathcal{A}} = (\Gamma)_2 \cdot \mathcal{A}. \quad (31)$$

In the following we show that this  $\star_c$  product can be done very fast by Fast cosine transform on mode-2 of tensors  $\mathcal{A}$  and  $\mathcal{X}$ , without constructing tensors  $\hat{\mathcal{A}}$  and  $\text{TH}(\hat{\mathcal{A}})$ .

From (29) it's clear that  $\text{TH}(\hat{\mathcal{A}})[i_1, :, i_3, :]$  is a Toeplitz plus Hankel matrix, in the form (22), constructed by  $\hat{\mathcal{A}}[i_1, :, i_3]$  vector. so

$$\text{TH}(\hat{\mathcal{A}})[i_1, :, i_3, :] = \text{Th}(\hat{\mathcal{A}}[i_1, :, i_3]) \quad (32)$$

where  $\text{Th}(\mathcal{A}[i_1, :, i_3])$  has the structure like (24). Similar to definition of circulant and Toeplitz tensor in Rezghi and Elden (2011), we say that  $\text{TH}(\hat{\mathcal{A}})$  is an  $\{2, 4\}$ -Toeplitz-plus-Hankel tensor (and for simplicity in abbreviation say  $\text{TH}(\hat{\mathcal{A}})$  is  $\{2, 4\}$ -TH tensor).

**Lemma 3** The  $\{2, 4\}$ -TH tensor  $\text{TH}(\widehat{\mathcal{A}})$ , where  $\widehat{\mathcal{A}} = (\Gamma^{-1})_2 \cdot \mathcal{A}$  could be decomposed as follows:

$$\text{TH}(\widehat{\mathcal{A}}) = (C^{-1}, C^{\top})_{2,4} \cdot \mathcal{D}, \quad (33)$$

where  $\mathcal{D} = \text{diag}_{\{2,4\}}(\overline{\mathcal{A}})$  is a  $\{\{2, 4\}\}$ -diagonal tensor with elements,

$$\mathcal{D}[i_1, i_2, i_3, i_4] = \delta_{i_2, i_2} \overline{\mathcal{A}}[i_1, i_2, i_3], \quad \overline{\mathcal{A}} = (\overline{C})_2 \cdot \mathcal{A} \quad (34)$$

**Proof** From (32)  $\text{TH}(\widehat{\mathcal{A}})[i_1, :, i_3, :] = \text{Th}(\widehat{\mathcal{A}}[i_1, :, i_3])$  is a Toeplitz-plus-Hankel matrix and so by decomposition (25) and  $\widehat{\mathcal{A}} = (\Gamma^{-1})_2 \cdot \mathcal{A}$ , we have

$$\text{TH}(\widehat{\mathcal{A}})[i_1, :, i_3, :] = C^{-1} \Lambda^{(i_1, i_3)} C = (C^{-1}, C^{\top})_{1,2} \cdot \Lambda^{(i_1, i_3)} \quad (35)$$

where

$$\Lambda^{(i_1, i_3)} = \text{diag}(C \Gamma \widehat{\mathcal{A}}[i_1, :, i_3]) = \text{diag}(C \mathcal{A}[i_1, :, i_3]) = \text{diag}(\overline{\mathcal{A}}[i_1, :, i_3]). \quad (36)$$

Here  $\Lambda^{(i_1, i_3)}(i_2, j_4) = \delta_{i_2 i_4} \overline{\mathcal{A}}[i_1, i_2, i_3]$ . Therefore, the tensor  $\mathcal{D}$  defined as  $\mathcal{D}[i_1, :, i_3, :] = \Lambda^{(i_1, i_3)}$  satisfies

$$\mathcal{D}[i_1, i_2, i_3, i_4] = \Lambda^{(i_1, i_3)}(i_2, i_4) = \delta_{i_2 i_4} \overline{\mathcal{A}}[i_1, i_2, i_3],$$

which proves (34). Also, from definition of  $\mathcal{D}$ , the equation (35) will be

$$\text{TH}(\widehat{\mathcal{A}})[i_1, :, i_3, :] = (C^{-1}, C^{\top})_{2,4} \cdot \mathcal{D}(i_1, :, i_3, :) \quad (37)$$

which proves (33). ■

Now, the lemma (3), helps to develop a fast methods to compute  $\star_c$  product by cosine transform on mode-2 of tensors  $\mathcal{A}$  and  $\mathcal{X}$ , without constructing tensors  $\widehat{\mathcal{A}}$  and  $\text{TH}(\widehat{\mathcal{A}})$  as following lemma.

**Lemma 4** The  $\star_c$  product  $\mathcal{Y} = \mathcal{A} \star_c \mathcal{X} = \langle \text{TH}(\widehat{\mathcal{A}}), \mathcal{X} \rangle_{3:4,1:2}$ , in equation (31) could be computed by cosine transform as follows:

$$\mathcal{Y} = (C^{-1})_2 \cdot \overline{\mathcal{Y}}$$

where  $\overline{\mathcal{Y}}[:, i_2, :] = \overline{\mathcal{A}}[:, i_2, :] \overline{\mathcal{X}}[:, i_2, :]$ ,  $i_2 = 1, \dots, n_2$  and

$$\overline{\mathcal{X}} = (C)_2 \cdot \mathcal{X}, \quad \overline{\mathcal{A}} = (C)_2 \cdot \mathcal{A}$$

**Proof** Proof: From Lemma 3,  $\text{TH}(\widehat{\mathcal{A}}) = (C^{-1}, C^{\top})_{2,4} \cdot \mathcal{D}$ , where  $\mathcal{D} = \text{diag}_{\{2,4\}}(\overline{\mathcal{A}})$ , and  $\overline{\mathcal{A}} = (C)_2 \cdot \mathcal{A}$ . So

$$\begin{aligned} \mathcal{Y} &= \langle \text{TH}(\widehat{\mathcal{A}}), \mathcal{X} \rangle_{3:4,1:2} \\ &= \langle (C^{-1}, C^{\top})_{2,4} \cdot \mathcal{D}, \mathcal{X} \rangle_{3:4,1:2} \\ &= (C^{-1})_2 \cdot [\langle \mathcal{D}, (C)_2 \cdot \mathcal{X} \rangle_{3:4,1:2}] \end{aligned} \quad (38)$$

which the last equation comes immediately follow from the definitions of contraction and matrix-tensor product. If  $\overline{\mathcal{X}} = (C)_2 \cdot \mathcal{X}$  and  $\overline{\mathcal{Y}} = (C)_2 \cdot \mathcal{Y}$  equation (38) becomes

$$\overline{\mathcal{Y}} = \langle \mathcal{D}, \overline{\mathcal{X}} \rangle_{3:4,1:2}. \quad (39)$$

Since  $\mathcal{D} = \text{diag}_{\{2,4\}}(\overline{\mathcal{A}})$  is  $\{2,4\}$ -diagonal, (39) gives,

$$\overline{\mathcal{Y}}[:, i_2, :] = \overline{\mathcal{A}}[:, i_2, :] \overline{\mathcal{X}}[:, i_2, :],$$

which proves the Lemma. ■

Algorithm 2 displays how to compute  $\star_c$ -Product between two 3D tensors.

---

**Algorithm 2**  $\star_c$ -Product for 3-order tensors

---

**Input:**  $\mathcal{A} \in \mathbb{R}^{n_1 \times n_2 \times \ell}$ ,  $\mathcal{X} \in \mathbb{R}^{\ell \times n_2 \times n_3}$

**Output:**  $\mathcal{Y}$

- 1: Compute  $\overline{\mathcal{A}} = (C)_2 \cdot \mathcal{A}$  and  $\overline{\mathcal{X}} = (C)_2 \cdot \mathcal{X}$
  - 2: Compute each mode-2 slice of  $\overline{\mathcal{Y}}$  by  $\overline{\mathcal{Y}}_i = \overline{\mathcal{A}}_i \overline{\mathcal{X}}_i$ ,  $i = 1, \dots, n_2$
  - 3: Compute  $\mathcal{Y} = (C^{-1})_2 \cdot \overline{\mathcal{Y}}$
- 

#### 4.1 $\star_c$ -Product Generalization for arbitrary-order tensors

In this section we would like to extend the  $\star_c$  product for arbitrary order tensors  $\mathcal{A} \in \mathbb{R}^{I_1 \times \dots \times I_{N-1} \times J}$  and  $\mathcal{X} \in \mathbb{R}^{J \times I_2 \times \dots \times I_N}$ . In the last section for 3-order, we defined  $\star_c$  product of two tensors  $\mathcal{A} \in$  and  $\mathcal{X} \in$  as the Block convolution with reflective padding of mode-2 of  $\widehat{\mathcal{A}}$  and  $\mathcal{X}$ , which leads to contraction (30). Now, if we substitute the block components  $\widehat{\mathcal{A}}_i, \mathcal{X}_i$  of Block convolution (28) with boundary (27) by the slices  $\widehat{\mathcal{A}}[:, i_2, \dots, i_{N-1}, :]$  and  $\mathcal{X}[:, i_2, \dots, i_{N-1}, :]$  of tensors

$$\widehat{\mathcal{A}} = (\Gamma, \dots, \Gamma)_{2, \dots, N-1} \cdot \mathcal{A} \in \mathbb{R}^{I_1 \times I_2 \times \dots \times I_{N-1} \times J}, \quad \mathcal{X} \in \mathbb{R}^{J \times I_2 \times \dots \times I_N},$$

we have  $\{2, \dots, N-1\}$ -reflective padding as follows:

$$\mathcal{X}[:, i_2, i_3, \dots, i_{N-1}, :] = \mathcal{X}[:, s_2, s_3, \dots, s_{N-1}, :], \quad s_j = \begin{cases} 1 - i_j, & i_j = 0, \dots, 1 - I_j \\ 2I_j - i_j + 1, & i_j = I_j + 1, \dots, 2I_j \end{cases}. \quad (40)$$

and the convolution (28) will be

$$\mathcal{Y}[:, \bar{i}, :] = \sum_{j_2, \dots, j_{N-1}}^{I_2, \dots, I_{N-1}} \left( \widehat{\mathcal{A}}[:, |\bar{i} - \bar{j}| + 1, :] + \prod_{k=2}^{N-1} (1 - \delta_{i_k + j_k, n_k + 1}) \widehat{\mathcal{A}}[:, \bar{\ell}, :] \right) \mathcal{X}[:, \bar{j}, :], \quad (41)$$

where  $\bar{i} = i_2, \dots, i_{N-1}$ ,  $\bar{j} = j_2, \dots, j_{N-1}$  and

$$|\bar{i} - \bar{j}| + 1 = |i_2 - j_2| + 1, |i_3 - j_3| + 1, \dots, |i_{N-1} - j_{N-1}| + 1 \quad (42)$$

$$\bar{\ell} = \bar{\ell}_2, \dots, \bar{\ell}_{N-1}, \quad \bar{\ell}_k = \begin{cases} i_k + j_k & i_k + j_k \leq I_k \\ 2n_k - (i_k + j_k) & i_k + j_k > I_k \end{cases} \quad (43)$$

Now by defining  $\text{TH}(\widehat{\mathcal{A}})$  as

$$\text{TH}(\widehat{\mathcal{A}})[:, i_2, i_3, \dots, i_{N-1}, :, j_2, j_3, \dots, j_{N-1}] = \widehat{\mathcal{A}}[:, |\bar{i} - \bar{j}| + 1, :] + \prod_{k=2}^{N-1} (1 - \delta_{i_k + j_k, n_k + 1}) \widehat{\mathcal{A}}[:, \bar{\ell}, :] \quad (44)$$

equation (28) leads to the following contraction product

$$\mathcal{Y} = \langle \text{TH}(\widehat{\mathcal{A}}), \mathcal{X} \rangle_{N:2(N-1);1:N-1}. \quad (45)$$

**Definition 4.2** We define  $\star_c$  operation between  $\mathcal{A} \in \mathbb{R}^{I_1 \times I_2 \times \dots \times I_{N-1} \times J}$  and  $\mathcal{X} \in \mathbb{R}^{J \times I_2 \times \dots \times I_N}$  tensors, as

$$\mathcal{Y} = \mathcal{A} \star_c \mathcal{X} = \langle \text{TH}(\widehat{\mathcal{A}}), \mathcal{X} \rangle_{N:2(N-1);1:N-1}. \quad (46)$$

Here  $\text{TH}(\widehat{\mathcal{A}}) \in \mathbb{R}^{I_1 \times I_2 \times \dots \times I_N \times I_2 \times I_{N-1}}$  is a  $\{2:N-1; N+1:2(N-1)\}$ -TH tensor and in the following we show that this tensor is diagonaizable by cosine transform in  $\{2, \dots, N-1\}$ -modes, which cause to find  $x_c$  product very fast without construction of  $\text{TH}(\widehat{\mathcal{A}})$  only by applying fast cosine transform in  $\{2, \dots, N-1\}$ -modes of tensors  $\mathcal{A}$  and  $\mathcal{X}$ . To show this property we need an extension of (Hadamard) point-wise product for tensors in some modes as follows:

**Definition 4.3** We define the  $\{2, \dots, N-1\}$ -Hadamard (point-wise) product of order- $N$  tensors  $\mathcal{S} \in \mathbb{R}^{I_1 \times I_2 \times \dots \times I_{N-1} \times I_N}$  and  $\mathcal{P} \in \mathbb{R}^{I_N \times I_2 \times \dots \times I_{N-1} \times J}$  according to  $2, \dots, N-1$ -modes as follows

$$\mathcal{T} = \mathcal{S} \odot_{2:N-1} \mathcal{P} \Rightarrow \mathcal{T}[:, i_2, \dots, i_{N-1}, :] = \mathcal{S}[:, i_2, \dots, i_{N-1}, :] \mathcal{P}[:, i_2, \dots, i_{N-1}, :]$$

**Theorem 5** The  $\{2:N-1; N+1:2(N-1)\}$ -TH tensor  $\text{TH}(\mathcal{A}) \in \mathbb{R}^{I_1 \times I_2 \times \dots \times I_N \times I_2 \times I_{N-1}}$ , where  $\widehat{\mathcal{A}} = (\Gamma, \dots, \Gamma)_{2, \dots, N-1} \cdot \mathcal{A} \in \mathbb{R}^{I_1 \times I_2 \times \dots \times I_{N-1} \times J}$ ,  $\mathcal{X} \in \mathbb{R}^{J \times I_2 \times \dots \times I_N}$  could be decomposed as follows:

$$\begin{aligned} \text{TH}(\mathcal{A}) &= (C^{-1}, \dots, C^{-1}, C^\top, \dots, C^\top)_{2:N-1; N+1:2(N-1)} \cdot \mathcal{D} \\ \mathcal{D} &= \text{diag}_{\{2:N-1; N+1:2N-2\}}(\overline{\mathcal{A}}), \quad \mathcal{A} = (\overline{C}, \dots, \overline{C})_{2:N} \cdot \mathcal{A} \end{aligned}$$

**Proof** Without loss of generality, let  $\mathcal{A} \in \mathbb{R}^{I_1 \times I_2 \times I_3 \times I_4}$ . So  $\text{TH}(\mathcal{A}) \in \mathbb{R}^{I_1 \times I_2 \times I_3 \times I_4 \times I_2 \times I_3}$  will be  $\{2, 3; 5, 6\}$ -TH tensor. since  $\text{TH}(\widehat{\mathcal{A}})$  is  $\{3, 6\}$ -TH tensor, from lemma 3, we have

$$\text{TH}(\widehat{\mathcal{A}}) = (C^{-1}, C^\top)_{3,6} \cdot \overline{\mathcal{D}}, \quad \overline{\mathcal{D}} = \text{diag}_{\{3,6\}}(\mathcal{D}_1), \quad \mathcal{D}_1 = (C)_3 \cdot \text{TH}(\widehat{\mathcal{A}})[:, :, :, :, :, 1] \quad (47)$$

So,

$$\overline{\mathcal{D}}[i_1, i_2, i_3, i_4, i_5, i_6] = \delta_{i_3, i_6} \mathcal{D}_1[i_1, i_2, i_3, i_4, i_5, 1]. \quad (48)$$

It's clear that  $\mathcal{D}_1$  is a  $\{2, 5\}$ -TH tensor and so can be diagonalized as follows:

$$\mathcal{D}_1 = (C^{-1}, C^\top)_{\{2,5\}} \cdot \text{diag}(\mathcal{D}_2) \quad (49)$$

where

$$\mathcal{D}_2 = (\mathbf{C})_2 \mathcal{D}_1[:, :, :, :, 1, 1] \quad (50)$$

But by replacing  $\mathcal{D}_1$  from (49) in (50), we have

$$\mathcal{D}_2 = (\mathbf{C}, \mathbf{C})_{2,3} \text{TH}(\mathcal{A})[:, :, :, :, 1, 1] = (\mathbf{C}, \mathbf{C})_{2,3} \mathcal{A} = \overline{\mathcal{A}} \quad (51)$$

by replacing  $\mathcal{D}_1$  from (49) to (47) and substituting it with  $\mathcal{D}_1$ ,

$$\begin{aligned} \overline{\mathcal{D}} &= \text{diag}_{\{3,6\}}(\mathcal{D}_1) = \text{diag}_{\{3,6\}} \left( (\mathbf{C}^{-1}, \mathbf{C}^\top)_{2,5} \text{diag}_{\{2,5\}}(\mathcal{D}_2) \right) \\ &= (\mathbf{C}^{-1}, \mathbf{C}^\top)_{2,5} \left( \text{diag}_{\{3,6\}} \left( \text{diag}_{\{2,5\}}(\mathcal{D}_2) \right) \right) \\ &= (\mathbf{C}^{-1}, \mathbf{C}^\top)_{2,5} \cdot (\text{diag}_{\{\{2,5\}, \{3,6\}\}}(\mathcal{D}_2)) \\ &= (\mathbf{C}^{-1}, \mathbf{C}^\top)_{2,5} \text{diag}_{\{\{2,5\}, \{3,6\}\}}(\overline{\mathcal{A}}) \end{aligned} \quad (52)$$

which the last equation comes from (51) and completes the proof.  $\blacksquare$

**Lemma 6** *The  $\star_c$ -Product  $\mathcal{Y} = \mathcal{A} \star_c \mathcal{X}$  for  $N$ -order tensors  $\mathcal{A}$  and  $\mathcal{X}$  could be handled by cosine transform as follows:*

$$\mathcal{Y} = (\mathbf{C}^{-1}, \dots, \mathbf{C}^{-1})_{2:N-1} \overline{\mathcal{Y}}$$

where

$$\overline{\mathcal{Y}} = \overline{\mathcal{A}} \odot_{2:N-1} \overline{\mathcal{X}}, \quad \overline{\mathcal{X}} = (\mathbf{C}, \dots, \mathbf{C})_{2:N-1} \mathcal{X}, \quad \overline{\mathcal{A}} = (\mathbf{C}, \dots, \mathbf{C})_{2:N-1} \mathcal{A}.$$

**Proof** By substituting the decomposition of  $\text{TH}(\widehat{\mathcal{A}})$  in Theorem 5, in

$$\mathcal{Y} = \langle \text{TH}(\widehat{\mathcal{A}}), \mathcal{X} \rangle_{N:2(N-1), 2:N-1}$$

we have

$$\begin{aligned} \mathcal{Y} &= (\mathbf{C}^{-1}, \dots, \mathbf{C}^{-1})_{2:N-1} \cdot [\langle \mathcal{D}, (\mathbf{C}, \dots, \mathbf{C})_{2:N-1} \mathcal{X} \rangle_{N:2(N-1), 2:N-1}] \\ &= (\mathbf{C}^{-1}, \dots, \mathbf{C}^{-1})_{2:2(N-1)} \cdot [\langle \mathcal{D}, \overline{\mathcal{X}} \rangle_{N:2(N-1), 2:N-1}] \end{aligned} \quad (53)$$

Now its clear that

$$\begin{aligned} \overline{\mathcal{Y}} &= \langle \mathcal{D}, \overline{\mathcal{X}} \rangle_{N:2(N-1), 2:N-1} \\ &= \overline{\mathcal{A}} \odot_{2:N-1} \overline{\mathcal{X}} \end{aligned}$$

where the second equation comes from definition of  $\mathcal{D}$  and completes the proof.  $\blacksquare$

The algorithm of computing  $\star_c$ -Product for arbitrary order tensor is provided in Algorithm 3.



---

**Algorithm 3**  $\star_c$ -Product for arbitrary order tensors

---

**Input:**  $\mathcal{A} \in \mathbb{R}^{I_1 \times I_2 \times \dots \times I_{N-1} \times J}$ ,  $\mathcal{X} \in \mathbb{R}^{J \times I_2 \times I_3 \times \dots \times I_N}$

**Output:**  $\mathcal{Y} \in \mathbb{R}^{I_1 \times \dots \times I_N}$

- 1:  $\bar{\mathcal{A}} = (C, \dots, C)_{2:N-1} \cdot \mathcal{A}$ ,  $\bar{\mathcal{Y}} = (C, \dots, C)_{2:N-1} \cdot \mathcal{Y}$
  - 2:  $\bar{\mathcal{Y}}[:, \bar{i}, :] = \bar{\mathcal{A}}[:, \bar{i}, :] \bar{\mathcal{X}}[:, \bar{i}, :]$ ,  $\bar{i} = i_2, \dots, i_{N-1}, i_k = 1, \dots, I_k$
  - 3:  $\mathcal{Y} = (C^\top, \dots, C^\top)_{2:N-1} \cdot \bar{\mathcal{Y}}$
- 

Also we provide the SVD decomposition for any arbitrary  $N$ -order tensor based on  $\star_c$  product. For obtaining this decomposition we need to define transpose of  $N$ -order tensor based on  $\star_c$  product.  $\mathcal{A}^\top$  is adjoint operator (Transpose) of  $\mathcal{A}$  according to  $\star_c$  operator if satisfies

$$\langle \mathcal{A} \star_c \mathcal{X}, \mathcal{Y} \rangle = \langle \mathcal{X}, \mathcal{A}^\top \star_c \mathcal{Y} \rangle$$

for every tensors  $\mathcal{X}, \mathcal{Y}$ . By some mathematical manipulation, one can see that this Transpose tensor is  $\mathcal{A}^\top \in \mathbb{R}^{I_N \times I_2 \times \dots \times I_{N-1} \times I_1}$  with the following elements

$$\mathcal{A}^\top[i_1, i_2, \dots, i_{N-1}, i_N] = \mathcal{A}[i_N, i_2, \dots, i_{N-1}, i_1] \quad (54)$$

**Theorem 7 :**  $\star_c$ -SVD for an  $n$ -order tensor. For each tensor  $\mathcal{A} \in \mathbb{R}^{I_1 \times \dots \times I_N}$  with arbitrary order  $N$ , the following decomposition named  $\star_c$ -SVD exists

$$\mathcal{A} = \mathcal{U} \star_c \mathcal{S} \star_c \mathcal{V}^\top$$

where  $\mathcal{U} \in \mathbb{R}^{I_1 \times \dots \times I_{N-1} \times I_N}$  and  $\mathcal{V} \in \mathbb{R}^{I_1 \times \dots \times I_{N-1} \times I_N}$  are orthogonal tensors according to  $\star_c$ -Product and  $\mathcal{S} \in \mathbb{R}^{I_N \times I_2 \times \dots \times I_{N-1} \times I_N}$  is an  $\{1, N\}$ -diagonal tensor.

**Proof :** Let  $\bar{\mathcal{A}} = (C_2, \dots, C_{N-1})_{2:N-1} \cdot \mathcal{A}$ , for every index set  $\bar{i} = i_2, \dots, i_{N-1}$  consider the SVD of  $\bar{\mathcal{A}}[:, \bar{i}, :]$  matrix as follows:

$$\bar{\mathcal{A}}[:, \bar{i}, :] = \bar{\mathcal{U}}_{\bar{i}} \bar{\mathcal{S}}_{\bar{i}} \bar{\mathcal{V}}_{\bar{i}}^\top, \quad \bar{\mathcal{U}}_{\bar{i}} \in \mathbb{R}^{I_1 \times I_1}, \quad \bar{\mathcal{S}}_{\bar{i}} \in \mathbb{R}^{I_1 \times I_N}, \quad \bar{\mathcal{V}}_{\bar{i}} \in \mathbb{R}^{I_N \times I_N}. \quad (55)$$

if we construct the tensors  $\bar{\mathcal{U}} \in \mathbb{R}^{I_1 \times I_2 \times \dots \times I_{N-1} \times I_1}$ ,  $\bar{\mathcal{S}} \in \mathbb{R}^{I_1 \times I_2 \times \dots \times I_{N-1} \times I_N}$  and  $\bar{\mathcal{V}} \in \mathbb{R}^{I_N \times I_2 \times \dots \times I_{N-1} \times I_N}$ , as follows:

$$\bar{\mathcal{U}}[:, \bar{i}, :] = \bar{\mathcal{U}}_{\bar{i}}, \quad \bar{\mathcal{S}}[:, \bar{i}, :] = \bar{\mathcal{S}}_{\bar{i}}, \quad \bar{\mathcal{V}}[:, \bar{i}, :] = \bar{\mathcal{V}}_{\bar{i}}, \quad \bar{i} = i_2, \dots, i_{N-1}.$$

We claim that

$$\mathcal{P} = \mathcal{U} \star_c \mathcal{S} \star_c \mathcal{V}^\top$$

where

$$\mathcal{U} = (C_2^{-1}, \dots, C_{N-1}^{-1})_{2:N-1} \cdot \bar{\mathcal{U}}, \quad \mathcal{V} = (C_2^{-1}, \dots, C_{N-1}^{-1})_{2:N-1} \cdot \bar{\mathcal{V}}, \quad \mathcal{S} = (C_2^{-1}, \dots, C_{N-1}^{-1})_{2:N-1} \cdot \bar{\mathcal{S}}$$

is equal to  $\mathcal{A}$ . For showing this let  $\mathcal{Q} = \mathcal{S} \star_c \mathcal{V}^\top$ , then  $\mathcal{P} = \mathcal{U} \star_c \mathcal{Q}$ . By definition of  $\star_c$ -Product we have

$$\begin{aligned} \bar{\mathcal{P}}[:, i, :] &= \bar{\mathcal{U}}[:, i, :] \bar{\mathcal{Q}}[:, i, :] \\ \bar{\mathcal{Q}}[:, i, :] &= \bar{\mathcal{S}}[:, i, :] \bar{\mathcal{V}}^\top[:, i, :] \end{aligned}$$

So,  $\overline{\mathcal{P}}[:, \bar{i}, :] = \overline{\mathcal{U}}[:, \bar{i}, :] \overline{\mathcal{S}}[:, \bar{i}, :] \overline{\mathcal{V}}^T[:, \bar{i}, :] = \overline{\mathcal{A}}[:, \bar{i}, :]$  therefore  $\overline{\mathcal{P}} = \overline{\mathcal{A}}$  and so  $\mathcal{P} = \mathcal{A}$ .  $\blacksquare$

The algorithm 4 provides the process of  $\star_c$ -SVD for an arbitrary order tensor. Also, like  $t$ -SVD the truncated version of  $\star_c$ -SVD for arbitrary  $r \leq \min \{I_1, I_N\}$  could be obtained as follows

$$\mathcal{A} \approx \mathcal{A}_r = \mathcal{U}_r \star_c \mathcal{S}_r \star_c \mathcal{V}_r^T$$

where

$$\overline{\mathcal{U}}_r[:, \bar{i}, :] = \overline{\mathcal{U}}_{\bar{i}}[:, 1:r], \quad \overline{\mathcal{S}}_r(:, \bar{i}, :) = \overline{\mathcal{S}}_{\bar{i}}[1:r, 1:r] \quad \overline{\mathcal{V}}_r(:, \bar{i}, :) = \overline{\mathcal{V}}_{\bar{i}}[:, 1:r]^T \quad (56)$$

from SVD of  $\overline{\mathcal{A}}[:, \bar{i}, :]$  in (55). This truncation could be used for different tasks like compression and denoising.

The mentioned truncation is applied truncated SVD in each slices of data in cosine space. In the following we show that further this truncation another truncation that removes some slices (corresponding to some specific frequencies) in cosine space also could be defined for this decomposition. As one know for arbitrary vector  $a$ ,  $\bar{a} = Ca$ , denotes the coefficient of cosine transform. Here the  $\bar{a}_i$  with small and large indices correspond to low and high frequencies. So, by removing the  $a_i$  with large indices, we have one high pass filter that could be used as denoising and also compression of data in  $a$ . So in  $\star_c$ -SVD, of order-3 tensor  $\mathcal{A}$ , the slice's  $\overline{\mathcal{A}}[:, \bar{i}, :]$  for small and large indices, contain low and high pass coefficients, respectively. Therefor if for some specific index like  $l$ , we set  $\overline{\mathcal{A}}[:, i, :] = 0$  for  $i > l$ , we have high pass filter. Now if for  $i \leq l$ , we use the truncated filter like (55), we have a double filter decomposition. This double filtering uses the benefits of filtering on svd and frequency space, simultaneously and we expect that has better results in comparison filers like (56). This double truncation based on  $\star_c$ -SVD for arbitrary order can be seen in algorithm 4.

---

**Algorithm 4** Double filtering by  $\star_c$ -SVD

---

**Input:**  $\mathcal{A} \in \mathbb{R}^{I_1 \times \dots \times I_N}$ ,  $\ell$  truncation index for cosine space,  $k$  truncation index for SVD space,

**Output:** truncated  $\star_c$ -SVD ( $\mathcal{A}_k^l = \mathcal{U}_k^l \star_c \mathcal{S}_k^l \star_c \mathcal{V}_k^l \approx \mathcal{A}$ )

- 1: Compute  $\overline{\mathcal{A}} = (C, \dots, C)_{2:N-1} \cdot \mathcal{A}$
  - 2: **for** all  $\bar{i} = i_2, \dots, i_{N-1}$ ,  $\overline{\mathcal{A}}[:, \bar{i}, :]$  **do**
  - 3:   **if**  $i_s < \ell$  for all  $s = 2, \dots, N-1$  **then**
  - 4:     Compute  $\overline{\mathcal{A}}[:, \bar{i}, :] = \overline{\mathcal{U}}_{\bar{i}}[:, 1:k] \overline{\mathcal{S}}_{\bar{i}}[1:k, 1:k] \overline{\mathcal{V}}_{\bar{i}}[:, 1:k]^T$
  - 5:   **else**
  - 6:     Let  $\overline{\mathcal{A}}[:, \bar{i}, :] = 0$  i.e. ( $\overline{\mathcal{U}}_{\bar{i}}[:, 1:k] = 0, \overline{\mathcal{S}}_{\bar{i}}[1:k, 1:k] = 0, \overline{\mathcal{V}}_{\bar{i}}[:, 1:k] = 0$ )
  - 7:   **end if**
  - 8: **end for**
  - 9:  $\mathcal{U}_k^l = (C^{-1}, \dots, C^{-1})_{2:N-1} \cdot \overline{\mathcal{U}}$
  - 10:  $\mathcal{S}_k^l = (C^{-1}, \dots, C^{-1})_{2:N-1} \cdot \overline{\mathcal{S}}$
  - 11:  $\mathcal{V}_k^l = (C^{-1}, \dots, C^{-1})_{2:N-1} \cdot \overline{\mathcal{V}}$
-

## 5 Experimental results

In this section, we present experiments on both synthetic random tensors and well-known datasets, as described in Table 1, to demonstrate the efficacy of the proposed  $\star_c$ -SVD method. The last dimension in Table 1 represents the number of samples for each dataset. For example, if dataset  $\mathcal{A} \in R^{I_1, I_2, \dots, I_N}$ , then  $I_N$  denotes the number of samples in  $\mathcal{A}$ . In these experiments, we compare the performance of our  $\star_c$ -SVD method to that of  $t$ -SVD in compression, clustering, and classification applications.

Table 1: Characters of different datasets

Dataset Name	Size	Compression	Clustering	Classification
Brain MRI (Brain Tumor Detection) Chakrabarty (2019)	$253 \times 240 \times 240$	Yes	No	Yes
CBCL-face	$2414 \times 192 \times 168$	Yes	No	Yes
Coil-100 Nene et al. (1988)	$7200 \times 128 \times 128$	Yes	No	Yes
Digit Recognizer (MNIST)	$60000 \times 28 \times 28$	Yes	No	Yes
Yale	$2414 \times 192 \times 168$	Yes	No	Yes
Cifar	$60000 \times 32 \times 32 \times 3$	Yes	No	Yes
3D-MNIST	$10000 \times 16 \times 16 \times 16$	Yes	No	Yes
Bonsai	$256 \times 256 \times 256$	Yes	No	No
Engine	$256 \times 256 \times 128$	Yes	No	No
Foot	$256 \times 256 \times 256$	Yes	No	No
Skull	$256 \times 256 \times 256$	Yes	No	No
StatueLeg	$341 \times 341 \times 93$	Yes	No	No
SyntheticA	$100 \times 40 \times 100$	Yes	No	No
SyntheticB	$100 \times 100 \times 100$	Yes	No	No
SyntheticC	$100 \times 500 \times 100$	Yes	No	No
SyntheticD	$100 \times 500 \times 500 \times 100$	Yes	No	No
Letters	$20000 \times 16$	No	Yes	No
PIE pose	$2856 \times 32 \times 32$	No	Yes	No
PenDigits	$10992 \times 16$	No	Yes	No
USPS	$11000 \times 16 \times 16$	No	Yes	No

### 5.1 Compression

As the first application, we use the proposed tensor decomposition as a compression method and compare its results with the  $t$ -SVD. In compression, only the decomposed factors of the main data are stored, and the data is reconstructed when it is called. In  $\star_c$ -SVD and  $t$ -SVD the factors could be stored in original or frequency spaces as follows:

- **Storage in the frequency domain(SFD):** Due to properties of these decomposition's we show storing factors in frequency space is better than storing in the main space in terms of storage space and computational complexity. For simplicity and without loss of generality consider 3-order tensor  $\mathcal{A} \in \mathbb{R}^{I_1 \times I_2 \times I_3}$ . In this case the storage of factors of double filtered  $\star_c$ -SVD(1,k) is from order  $(I_1 + I_3)lk$  and the operations for reconstruction of  $\mathcal{U}_k^l \star_c \mathcal{S}_k^l \star_c \mathcal{U}_k^{l^T}$  is from order  $I_1 I_3 kl + I_1 I_3 I_2 \log(I_2)$ . Because the factors of the  $t$ -SVD are complex in the frequency space, the storage space and operations required to reconstruct the original data are twice more than  $\star_c$ -SVD method.
- **Storage in the main domain(SMD):** If one saves the factors of  $\star_c$ -SVD in the main space, the storage and operations for reconstruction are from orders  $(I_1 + I_3)I_2 k$  and  $I_1 I_3 kl + 2I_1 I_3 I_2 \log(I_2)$ , respectively, which is more than the first case. In this case

the storage and operations for reconstruction for  $t$ -SVD are from orders  $(I_1 + I_3)I_2k$  and  $2(I_1I_3kl + 2I_1I_3I_2 \log(I_2))$ , respectively.

Its clear that storing the factors in the frequency domain is better than the last case. Also  $\star_c$ -SVD has less storage and reconstruction computational complexity in comparison with  $t$ -SVD, in both cases. Also, mentioned complexities are summarized in Table 2.

Table 2: Storage Vs operation for reconstruction in Two approaches(Saving in main (SMD) or frequency (SFD) domains) for  $t$ -SVD (l,k) and  $\star_c$ -SVD(l,k)

Saving Approach	Tensor decomposition	Storage	Operations for reconstruction
SFD	$t$ -SVD	$2(I_1 + I_3)lk$	$2(I_1I_3kl + I_1I_3I_2 \log(I_2))$
	$\star_c$ -SVD	$(I_1 + I_3)lk$	$I_1I_3kl + I_1I_3I_2 \log(I_2)$
SMD	$t$ -SVD	$(I_1 + I_3)I_2k$	$2(I_1I_3kl + 2I_1I_3I_2 \log(I_2))$
	$\star_c$ -SVD	$(I_1 + I_3)I_2k$	$I_1I_3kl + 2I_1I_3I_2 \log(I_2)$

In the following for compression we considered some experiments for compression. For simplicity we did not used double filtering(removing high frequencies did not used). So in the following  $k$  denotes the truncation of slices of data in frequency domain. Table 3 reports running time and Frobenius norm error between exact synthetic data and reconstructed data by  $t$ -SVD and  $\star_c$ -SVD for different  $k$ .It is obvious that  $\star_c$ -SVD has a better approximation and running time. The experiments shows the the proposed method gives

Table 3: Approximation data by truncated  $t$ -SVD and truncated  $\star_c$ -SVD approach

Dataset	method		k												
	k		5	6	7	8	9	10	11	12	15	20	25	30	35
SyntheticA	$\star_c$ -SVD	$\ \cdot\ _F$	150.6799	145.8192	141.0347	136.3285	131.7132	127.1617	122.6856	118.2726	105.3673	84.8171	65.1434	45.9772	26.1436
		Time	0.0080	0.0088	0.0089	0.0089	0.0092	0.0095	0.0095	0.0101	0.0108	0.0125	0.0142	0.0162	0.0176
	$t$ -SVD	$\ \cdot\ _F$	151.0204	146.1793	141.4365	136.7594	132.1529	127.6142	123.1437	118.7473	105.8626	85.2859	65.6273	46.4386	26.4272
		Time	0.0107	0.0109	0.0118	0.0132	0.0132	0.01383	0.0146	0.0162	0.0185	0.0226	0.0278	0.0327	0.0392
	k		5	10	15	20	25	35	45	55	65	75	85	95	100
SyntheticB	$\star_c$ -SVD	$\ \cdot\ _F$	267.5346	243.5508	221.3552	200.5162	180.8339	144.4158	111.6186	82.3923	56.6329	34.4405	16.3730	3.6567	0.2511
		Time	0.0124	0.0149	0.0164	0.0181	0.0205	0.0260	0.0299	0.0323	0.0430	0.0394	0.0471	0.0561	0.0562
	$t$ -SVD	$\ \cdot\ _F$	267.7304	243.8353	221.6783	200.8804	181.2331	144.8921	112.1286	82.9069	57.1755	34.9470	16.8801	3.8276	0.2875
		Time	0.0229	0.0282	0.0362	0.0341	0.0393	0.0509	0.0624	0.0680	0.0795	0.0936	0.0994	0.1129	0.1150
	k		10	15	30	50	80	100	150	200	250	300	350	450	500
SyntheticC	$\star_c$ -SVD	$\ \cdot\ _F$	589.0791	559.4948	474.6183	366.0083	199.2323	36.4333	4.1076e - 12	4.1076e - 12	4.1076e - 12	4.1076e - 12	4.1076e - 12	4.1076e - 12	4.1076e - 12
		Time	0.0506	0.0543	0.0653	0.08732312	0.1087	0.1273	0.1274	0.1232	0.1219	0.1221	0.1223	0.1221	0.1254
	$t$ -SVD	$\ \cdot\ _F$	589.3193	559.7748	474.9585	366.3456	199.5488	36.7452	3.5690e - 11	3.5690e - 11	3.5690e - 11	3.5690e - 11	3.5690e - 11	3.5690e - 11	3.5690e - 11
		Time	0.1117	0.1207	0.1553	0.1987	0.2686	0.3150	0.3180	0.3159	0.3180	0.3149	0.3157	0.3168	0.3174
	k		10	15	30	50	80	100	150	200	250	300	350	450	500
SyntheticD	$\star_c$ -SVD	$\ \cdot\ _F$	589.0791	559.4948	474.6183	366.0083	199.2323	36.4333	4.1076e - 12	4.1076e - 12	4.1076e - 12	4.1076e - 12	4.1076e - 12	4.1076e - 12	4.1076e - 12
		Time	0.0506	0.0543	0.0653	0.08732312	0.1087	0.1273	0.1274	0.1232	0.1219	0.1221	0.1223	0.1221	0.1254
	$t$ -SVD	$\ \cdot\ _F$	589.3193	559.7748	474.9585	366.3456	199.5488	36.7452	3.5690e - 11	3.5690e - 11	3.5690e - 11	3.5690e - 11	3.5690e - 11	3.5690e - 11	3.5690e - 11
		Time	0.1117	0.1207	0.1553	0.1987	0.2686	0.3150	0.3180	0.3159	0.3180	0.3149	0.3157	0.3168	0.3174
	k		10	15	30	50	80	100	150	200	250	300	350	450	500

the same approximation in error with more less time, in comparison with  $t$ -SVD for different  $k$ . Since this table is based on  $k$ , it can not show the relation between storage and quality of the approximations, for two methods. So in the next experiment , we reports in 5 and 4 the quality of reconstruction (PSNR) vs Storage(Bytes) for two methods applied on real data in Table 1 for different  $k$ . All experiments show the quality of the proposed  $\star_c$ -SVD over  $t$ -SVD method in compression of data.

## 5.2 $\star_c$ -SVD as Feature extraction method

In this experiment, we first extracted new features using both the  $t$ -SVD and  $\star_c$ -SVD approaches, and then we performed clustering and classification methods on the resulting data. For Clustering method, we compute  $\star_c$ -SVD  $(\mathcal{A}, \mathbf{k}_1)$ ,  $\mathbf{k}_1 := (k_1, \dots, k_{N-1})$  of the dataset  $\mathcal{A} \in \mathbb{R}^{I_1 \times I_2 \times \dots \times I_N}$  to obtain data with reduced features  $\mathcal{A}_{k1} = (\mathcal{V}_{k1} \star_c \mathcal{A})^\top$ . we used Normalized Mutual Information (NMI) criterion to compare the result of kmeans method on reduced data obtained by  $t$ -SVD and  $\star_c$ -SVD approaches. You can see the details of k-means clustering on different datasets in Table 4a.

To perform classification, we used the truncated  $\star_c$ -SVD method, as described in Algorithm 5, where only  $k$  columns of each frontal slice of  $\mathcal{U}$  and  $\mathcal{V}$  are selected Hao et al. (2013). We report the accuracy of both  $t$ -SVD and  $\star_c$ -SVD for various datasets and different values

---

### Algorithm 5 $\star_c$ -Product for classification method

---

**Input:** train  $\in \mathbb{R}^{I_1 \times I_2 \times \dots \times I_N}$ , test  $\in \mathbb{R}^{I_1 \times \dots \times I_N}$ ,  $k \in \mathbb{R}$ ,

**Output:** label test

- 1:  $\mathcal{M} \leftarrow$  mean data
  - 2:  $\mathcal{A} \leftarrow$  mean deviation from of train data
  - 3:  $\mathcal{U}_k, \mathcal{S}_k, \mathcal{V}_k = \text{tc-SVD}(\mathcal{A}, k)$
  - 4:  $\mathcal{L}_k = \mathcal{U}_k^T \star_c \mathcal{A}$
  - 5:  $\mathcal{T} \leftarrow$  test data  $- \mathcal{M}$
  - 6:  $\mathcal{J}_k = \mathcal{U}_k^T \star_c \mathcal{T}$
  - 7: Calculate  $\|\mathcal{L}_k - \mathcal{J}_k^{\bar{i}}\|_F$  for  $\bar{i} = i_1, \dots, i_N$
- 

of  $k$  in Table 4b. The running times of these methods on all datasets are shown in Figure 6. Our method demonstrated significantly lower running times and better accuracy for lower values of  $k$  than the  $t$ -SVD method, as indicated by Table 4b and Figure 6.

## 6 Conclusion

In this paper, we presented a new tensor-tensor product,  $\star_c$ -SVD, which is based on the block convolution operation between two tensors. We demonstrated that this product provides a general tensor decomposition method that extends the SVD decomposition to arbitrary tensors, and we showed that the coefficient matrix in our linear system can be diagonalized by the Discrete Cosine Transform (DCT), which is faster than the Fast Fourier Transform. Our experimental results on both synthetic random tensors and well-known datasets showed that our proposed method is faster and more accurate than the traditional  $t$ -SVD method. Our  $\star_c$ -SVD product has potential applications in various fields such as image process-

Table 4: Results of apply methods for clustering and classification tasks

(a) k-means method with best NMI

Dataset Name	decompositin	k1	k2	NMI	time
Letters	tSVD	3	2	0.377755	1.65931
	tcSVD	3	3	0.398108	1.10069
MNIST	tSVD	5	21	0.416287	3.86368
	tcSVD	6	26	0.371089	2.06664
PIE_pose	tSVD	2	29	0.909975	0.208724
	tcSVD	22	20	0.913545	0.208813
PenDigits	tSVD	3	3	0.627107	1.14224
	tcSVD	3	2	0.644992	0.825843
USPS	tSVD	5	13	0.370718	0.697890
	tcSVD	7	14	0.344233	0.343368

(b) Accuracy of classification on different dataset

Data Set	method	k	accuracy score	time
Brain MRI	tSVD	49	0.803922	2.544043
	tcSVD	62	0.803922	1.235369
CBCL-face	tSVD	18	0.965357	496.210606
	tcSVD	18	0.965357	146.935816
Coil-100	tSVD	2	0.983333	25.173541
	tcSVD	2	0.984722	8.707815
MNIST	tSVD	8	0.972821	2146.879512
	tcSVD	9	0.972107	831.023561
Yale	tSVD	41	0.772257	67.171898
	tcSVD	47	0.772257	80.1
Cifar	tSVD	9	0.62	67.171898
	tcSVD	8	0.63	28.30.598
3D-MNIST	tSVD			
	tcSVD			

ing, signal processing, and machine learning. Future research can explore more efficient algorithms to compute the  $\star_c$ -SVD decomposition and investigate its applications in other areas.

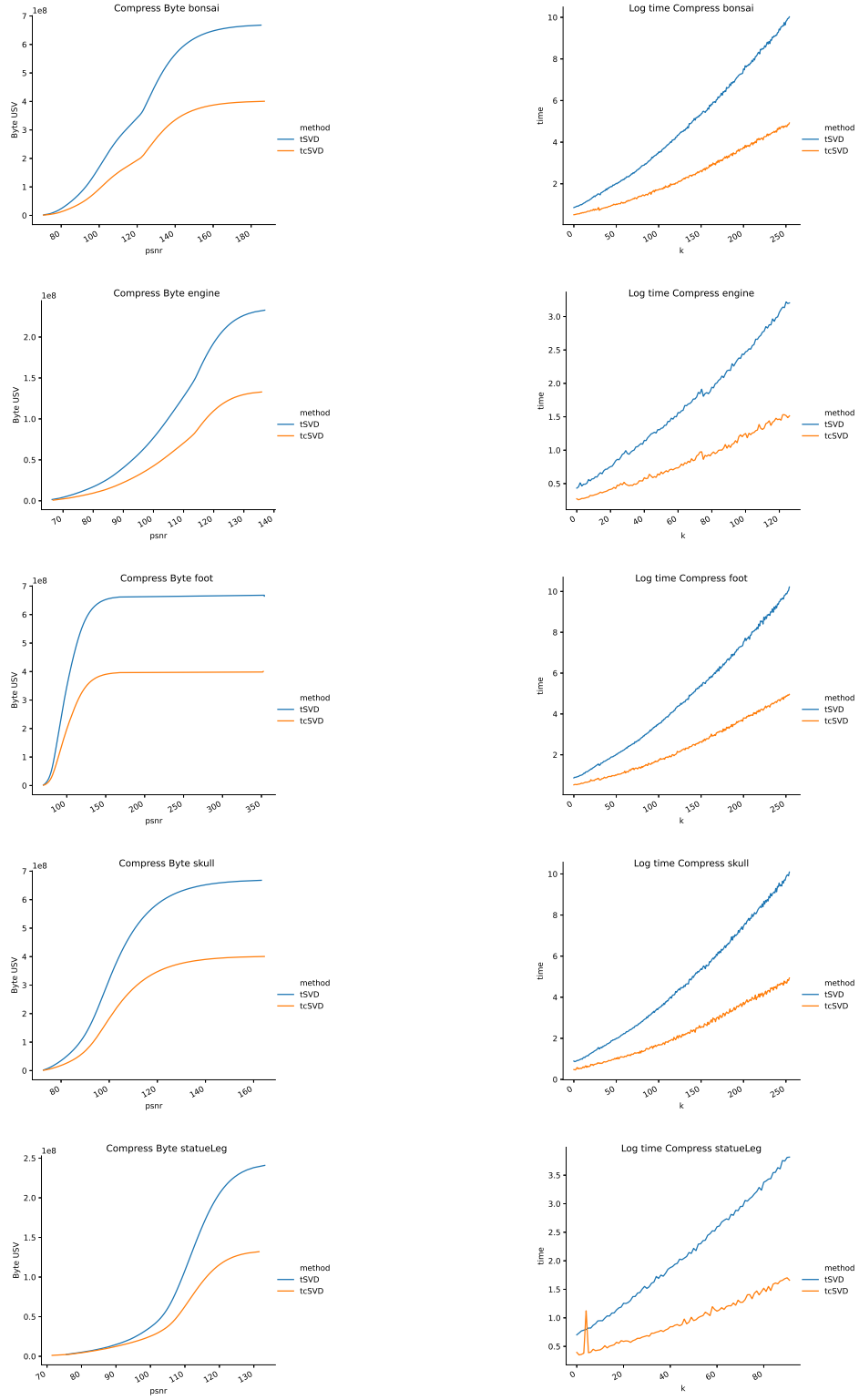


Figure 4: (PSNR Vs storage) and ( $k$  Vs Time) for  $t$ -SVD and  $\star_c$ -SVD, on some data from Table 1

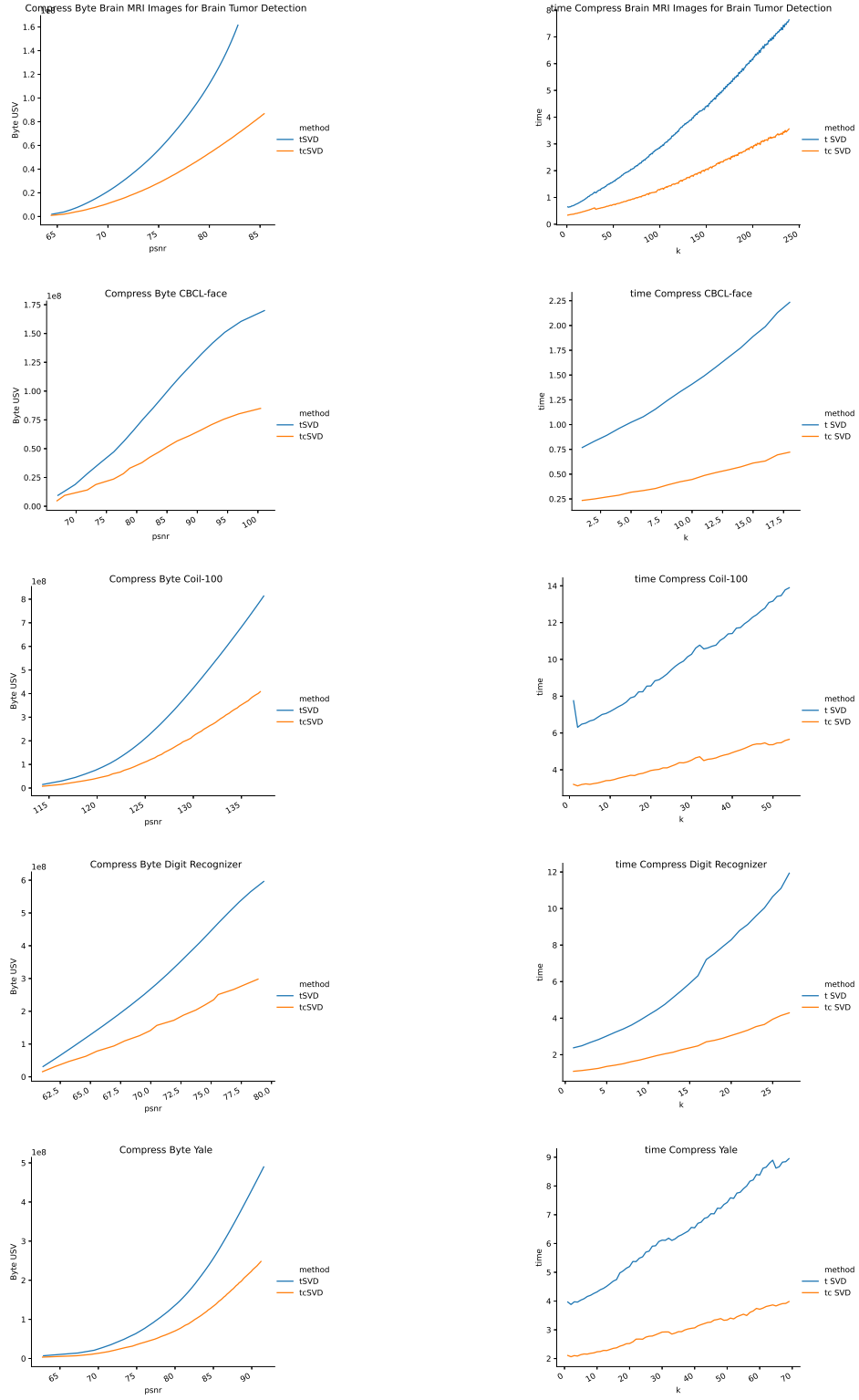


Figure 5: (PSNR Vs storage) and ( $k$  Vs Time) for  $t$ -SVD and  $\star_c$ -SVD, on some data from Table 1



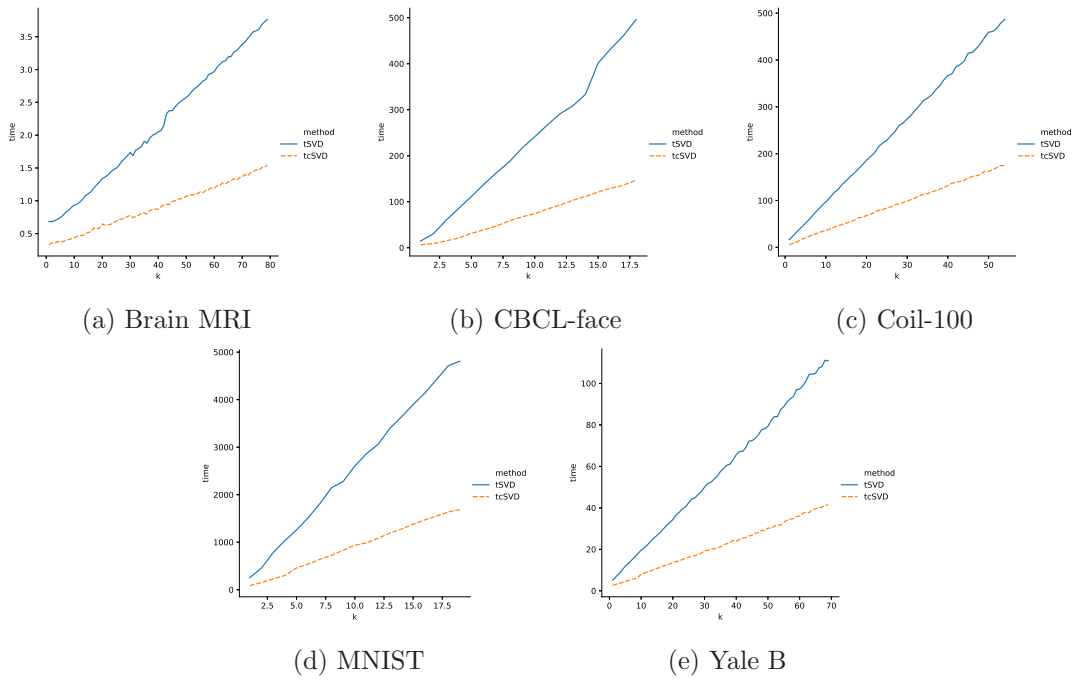


Figure 6: The running time of classification based on  $t$ -SVD and  $\star_c$ -SVD methods according to different reduction number  $k$ .

## References

- Jianhang Ai, Shuli Ma, Huiqian Du, and Liping Fang. Dynamic mri reconstruction using tensor-svd. In *2018 14th IEEE International Conference on Signal Processing (ICSP)*, pages 1114–1118. IEEE, 2018.
- Brett W Bader and Tamara G Kolda. Algorithm 862: Matlab tensor classes for fast algorithm prototyping. *ACM Transactions on Mathematical Software (TOMS)*, 32(4):635–653, 2006.
- Mehdi Bahri, Yannis Panagakis, and Stefanos Zafeiriou. Robust kronecker component analysis. *IEEE transactions on pattern analysis and machine intelligence*, 41(10):2365–2379, 2018.
- Xiaojun Bi and Haibo Wang. Early alzheimer’s disease diagnosis based on eeg spectral images using deep learning. *Neural Networks*, 114:119–135, 2019.
- Deng Cai, Xiaofei He, Ji-Rong Wen, Jiawei Han, and Wei-Ying Ma. Support tensor machines for text categorization. Technical report, 2006.
- Navoneel Chakrabarty. Brain MRI Images for Brain Tumor Detection. <https://www.kaggle.com/datasets/navoneel/brain-mri-images-for-brain-tumor-detection>, 2019.
- Jicong Fan, Lijun Ding, Chengrun Yang, and Madeleine Udell. Low-rank tensor recovery with euclidean-norm-induced Schatten-p quasi-norm regularization. *arXiv preprint arXiv:2012.03436*, 2020.
- Ian J. Goodfellow, Yoshua Bengio, and Aaron Courville. *Deep Learning*. MIT Press, Cambridge, MA, USA, 2016. <http://www.deeplearningbook.org>.
- Yue Han and Jiangming Kan. Blind color-image deblurring based on color image gradients. *Signal Processing*, 155:14–24, 2019.
- Ning Hao, Misha E Kilmer, Karen Braman, and Randy C Hoover. Facial recognition using tensor-tensor decompositions. *SIAM Journal on Imaging Sciences*, 6(1):437–463, 2013.
- Misha E Kilmer and Carla D Martin. Factorization strategies for third-order tensors. *Linear Algebra and its Applications*, 435(3):641–658, 2011.
- Tamara G Kolda and Brett W Bader. Tensor decompositions and applications. *SIAM review*, 51(3):455–500, 2009.
- Faming Liang. Use of svd-based probit transformation in clustering gene expression profiles. *Computational Statistics & Data Analysis*, 51(12):6355–6366, 2007.
- Yang Liu, Yan Liu, and Keith CC Chan. Tensor distance based multilinear locality-preserved maximum information embedding. *IEEE Transactions on neural networks*, 21(11):1848–1854, 2010.

- Jian Lou and Yiu-Ming Cheung. Robust low-rank tensor minimization via a new tensor spectral  $k$ -support norm. *IEEE Transactions on Image Processing*, 29:2314–2327, 2019.
- Canyi Lu, Jiashi Feng, Yudong Chen, Wei Liu, Zhouchen Lin, and Shuicheng Yan. Tensor robust principal component analysis with a new tensor nuclear norm. *IEEE transactions on pattern analysis and machine intelligence*, 42(4):925–938, 2019.
- Haiping Lu, Konstantinos N Plataniotis, and Anastasios N Venetsanopoulos. MPCA: Multilinear principal component analysis of tensor objects. *IEEE transactions on Neural Networks*, 19(1):18–39, 2008.
- Carla D Martin, Richard Shafer, and Betsy LaRue. An order- $p$  tensor factorization with applications in imaging. *SIAM Journal on Scientific Computing*, 35(1):A474–A490, 2013.
- K Aditya Mohan, Robert M Panas, and Jefferson A Cuadra. Saber: A systems approach to blur estimation and reduction in x-ray imaging. *IEEE Transactions on Image Processing*, 29:7751–7764, 2020.
- S Nene, S Nayar, Hiroshi Murase, et al. Columbia object image library (coil 100) 1996. *Columbia University*, 1(2):3, 1988.
- Michael K Ng, Raymond H Chan, and Wun-Cheung Tang. A fast algorithm for deblurring models with neumann boundary conditions. *SIAM Journal on Scientific Computing*, 21(3):851–866, 1999.
- Ali Noroozi and Mansoor Rezghi. A tensor-based framework for rs-fMRI classification and functional connectivity construction. *Frontiers in Neuroinformatics*, 14, 2020.
- Mansoor Rezghi. A novel fast tensor-based preconditioner for image restoration. *IEEE Transactions on Image Processing*, 26(9):4499–4508, 2017.
- Mansoor Rezghi and Maryam Amirmazlaghani. Even-order toeplitz tensor: framework for multidimensional structured linear systems. *Computational and Applied Mathematics*, 38(3):1–24, 2019.
- Mansoor Rezghi and Lars Elden. Diagonalization of tensors with circulant structure. *Linear Algebra and its Applications*, 435(3):422–447, 2011.
- Mansoor Rezghi, S Mohammad Hosseini, and Lars Elden. Best kronecker product approximation of the blurring operator in three dimensional image restoration problems. *SIAM Journal on Matrix Analysis and Applications*, 35(3):1086–1104, 2014.
- Srinivasan Selvan and Srinivasan Ramakrishnan. SVD-based modeling for image texture classification using wavelet transformation. *IEEE transactions on image processing*, 16(11):2688–2696, 2007.
- Bo Shen and Ishwar K Sethi. Convolution-based edge detection for image/video in block dct domain. *Journal of Visual Communication and Image Representation*, 7(4):411–423, 1996.

- Andong Wang, Zhong Jin, and Guoqing Tang. Robust tensor decomposition via t-svd: Near-optimal statistical guarantee and scalable algorithms. *Signal Processing*, 167:107319, 2020.
- Yongchang Wang and Ligu Zhu. Research and implementation of svd in machine learning. In *2017 IEEE/ACIS 16th International Conference on Computer and Information Science (ICIS)*, pages 471–475. IEEE, 2017.
- Changbao Wen, Pengli Liu, Wenbo Ma, Zhirong Jian, Changheng Lv, Jitong Hong, and Xiaowen Shi. Edge detection with feature re-extraction deep convolutional neural network. *Journal of Visual Communication and Image Representation*, 57:84–90, 2018.
- Zhebin Wu, Lin Shu, Ziyue Xu, Yaomin Chang, Chuan Chen, and Zibin Zheng. Robust tensor graph convolutional networks via t-svd based graph augmentation. In *Proceedings of the 28th ACM SIGKDD Conference on Knowledge Discovery and Data Mining*, pages 2090–2099, 2022.
- Qi Xie, Qian Zhao, Deyu Meng, and Zongben Xu. Kronecker-basis-representation based tensor sparsity and its applications to tensor recovery. *IEEE transactions on pattern analysis and machine intelligence*, 40(8):1888–1902, 2017.
- Mohammed J Zaki, Wagner Meira Jr, and Wagner Meira. *Data mining and analysis: fundamental concepts and algorithms*. Cambridge University Press, 2014.
- Fangyan Zhang, Ting Luo, Gangyi Jiang, Mei Yu, Haiyong Xu, and Wujie Zhou. A novel robust color image watermarking method using rgb correlations. *Multimedia Tools and Applications*, 78(14):20133–20155, 2019.
- Zemin Zhang and Shuchin Aeron. Exact tensor completion using t-svd. *IEEE Transactions on Signal Processing*, 65(6):1511–1526, 2016.