

# ARITHMETIC WITH LANGUAGE MODELS: FROM MEMORIZATION TO COMPUTATION

Davide Maltoni and Matteo Ferrara

Department of Computer Science and Engineering, University of Bologna, Italy

**Abstract.** *A better understanding of the emergent computation and problem-solving capabilities of recent large language models is of paramount importance to further improve them and broaden their applicability. This work investigates how a language model, trained to predict the next token, can perform arithmetic computations generalizing beyond training data. Binary addition and multiplication constitute a good testbed for this purpose, since they require a very small vocabulary and exhibit relevant input/output discontinuities making smooth input interpolation ineffective for novel data. We successfully trained a light language model to learn these tasks and ran a number of experiments to investigate the extrapolation capabilities and internal information processing. Our findings support the hypotheses that the language model works as an Encoding-Regression-Decoding machine where the computation takes place in the value space once the input token representation is mapped to an appropriate internal representation.*

**Keywords:** Language Models, Transformers, Arithmetic computation, Reasoning, Explanatory AI.

## 1 Introduction

Large Language Models (LLM) based on Transformer architecture [Vaswani, 2017] have recently demonstrated surprising problem-solving capabilities that require logic reasoning, advanced information processing and common sense [Bubek et al., 2023] [Wei et al., 2022] [Zoph et al, 2022]. Their huge storage capacity combined with a massive training on terabytes of heterogeneous data could suggest that the memorization of an enormous amount of knowledge is enough to perform well on similar test data. However, validations on carefully selected Out-of-Distribution (OoD) data proved their reasoning capabilities on novel examples requiring non-trivial generalizations. The emergence of such remarkable capabilities from a simple training procedure, such as predicting the next token, remains rather unclear. Unfortunately, the depth and width of such models is so high that decoding and understanding the internal information processing is very challenging.

Focusing on arithmetic calculation, some studies [Yuan et al., 2023] demonstrate that recent LLM (such as GPT-4) can perform additions and multiplications with long-digit operands, for which the number of variants is so high to exclude the exhaustive memorization of the training set. Nevertheless, the computational approach put in place by the LLM, as well as the interpolation/extrapolation capabilities remain unexplained.

In this work we design some controlled experiments, consisting of simple computation tasks such as binary addition and multiplication, and solve them with a Language Model (LM) based on Transformer architecture. In spite of their simplicity, these tasks cannot be solved by pure memorization or smooth interpolation and investigating how an LM learn them can improve our understanding of the underlying mechanisms. In particular, using a tiny vocabulary of just 4 tokens and a small training set allows to operate with a light (non-pretrained) LM and compute interesting statistics to investigate internal information processing.

After presentation of related works in Section 2, in Section 3 we introduce the experimental testbed and the architecture of the LM used. Section 4 presents the results achieved and introduced further control experiments and elaborations to shed light on the computation approach used to solve the tasks. Finally in Section 5 we draw some conclusions.

## 2 Related Works

In [Yuan et al., 2023] recent LLM have been benchmarked in arithmetic tasks, including long-digits sum and multiplication, showing that large models such as ChatGPT and GPT-4 can perform reasonably well on these tasks even with no specific tuning. The accuracy of smaller LLM is markedly lower, and in general they are not able to work with long operands and generalize to OoD data.

[Nogueira et al., 2021] tuned T5-based pre-trained LM on additions and subtractions, and argued that tokenization and input representation are critical to achieve good accuracy. In particular, in their experiments character-based tokenization works better than sub-word tokenization, and making explicit the digit position in the input string (i.e., inserting after each digit a marker to denote its position in the sequence) generally leads to better accuracy. They also trained vanilla non-pretrained LM on smaller numbers and found that classical sinusoidal-based positional embedding does not perform well, so they proposed a tailored position-wise masked embedding. Their paper contains other interesting findings such as the impact of the digit order (big or little endian) and the size of the training set.

[Muffo, Cocco and Bertino, 2022] tuned pre-trained GPT-2 models on 5-digit additions and 2-digit multiplications. They also found that making explicit the digit position in the input sequence helps to improve accuracy. While good accuracy is reported for addition, the tuned models struggle to learn multiplication even on two-digit operands.

The aim of this paper is different with respect to the above studies. In fact, we are not interested in finding the best LM architecture and setup to achieve good accuracy on arithmetic tasks, but we look for the simplest architecture and setup that allows to effectively solve the tasks in order to be able to investigate the underlying computational approaches.

## 3 Experiment design

### 3.1 The tasks

We focus on two simple computation tasks: binary addition and binary multiplication. Using binary encoding allows keeping the vocabulary very compact, since we need to encode only the symbols '0', '1' and few other tokens. The selected tasks have other nice properties such as computing input similarities by Hamming distance and easily generating all combinations. Of course, a classical artificial neural network can be trained to learn to sum and multiply two integer or floating-point numbers, but adding/multiplying strings of tokens with an LM is trickier.

More formally, given two integers  $A, B$  (both in the range  $[0,127]$ ) our input sequence (or prompt) is a 14-token string taking the form:

$$a_0 a_1 a_2 a_3 a_4 a_5 a_6 \langle op \rangle b_0 b_1 b_2 b_3 b_4 b_5 b_6$$

where  $a_i, b_i \in \{0, 1\}$  are the symbols corresponding to bits in  $i$ -th position in the binary representation of  $A$  and  $B$  respectively, and  $\langle op \rangle$  can be either '+' or 'x'.

The expected output string (or input completion) is:

$$R = r_0 r_1 \dots r_m$$

where:

$$r_i = \begin{cases} i_{th} \text{ bit of } A + B, & i = 0..7 & \text{if } \langle op \rangle = '+' \\ i_{th} \text{ bit of } A \times B, & i = 0..13 & \text{if } \langle op \rangle = 'x' \end{cases}$$

It is worth noting that:

- we are using a fixed-length input/output representation (with zero padding for unused most significant bits) to make the digit positions more explicit.
- in both the input and output the lowest significant bits are provided before the most significant ones (a.k.a., reverse or little-endian order) since this was supposed to simplify the model learning<sup>1</sup>.

If we consider the sequence-to-sequence mapping underlying the proposed tasks we note that even in a simple binary addition a slight change in the input (i.e., a single bit) can produce a relevant change in the output because of the carries propagation. In the example below a single bit modification in the input produces an 8 bit modification in the output:

$$1000000 + 0111111 \rightarrow 1111110$$

$$1000000 + 1111111 \rightarrow 0000001$$

Such input-output discontinuity is made more explicit for addition in Table 1. Given an input/output pair we consider the ( $2^{14}$ ) variants obtained by perturbing (i.e., 0-1 swap) the input bits and count the resulting changes in the output. These values, averaged over all possible input/output pairs (again  $2^{14}$ ) and normalized by row are inserted in the table cells. So, for example the value in cell (row = 2, column = 3) means that in the 27.9% of the cases a perturbation of 2 (over 14) bits in the input leads to a change of 3 (over 8) bits in the output.

	0	1	2	3	4	5	6	7	8
0	100.0%	0.0%	0.0%	0.0%	0.0%	0.0%	0.0%	0.0%	0.0%
1	0.0%	50.0%	28.6%	12.5%	5.4%	2.2%	0.9%	0.3%	0.1%
2	3.8%	8.8%	30.6%	27.9%	16.4%	7.9%	3.3%	1.1%	0.2%
3	0.8%	8.0%	16.5%	27.0%	24.3%	14.6%	6.5%	2.0%	0.3%
4	0.8%	4.3%	14.2%	22.7%	25.9%	19.4%	9.4%	2.9%	0.4%
5	0.5%	3.8%	11.3%	21.9%	26.1%	21.2%	11.2%	3.5%	0.5%
6	0.4%	3.2%	11.0%	20.9%	26.5%	22.0%	11.8%	3.7%	0.5%
7	0.4%	3.3%	10.7%	21.2%	26.4%	22.1%	11.8%	3.6%	0.5%
8	0.5%	3.4%	11.1%	21.2%	26.5%	21.8%	11.5%	3.6%	0.5%
9	0.5%	3.6%	11.3%	21.3%	26.0%	21.4%	11.7%	3.6%	0.5%
10	0.6%	3.8%	11.4%	20.6%	25.2%	21.5%	12.0%	4.3%	0.6%
11	0.6%	3.7%	10.5%	19.1%	23.8%	21.7%	14.4%	5.1%	1.1%
12	0.6%	3.3%	8.5%	15.2%	22.1%	23.4%	15.9%	9.9%	1.1%
13	0.7%	2.6%	4.8%	9.4%	16.5%	25.0%	26.8%	7.1%	7.1%
14	0.8%	0.8%	1.6%	3.1%	6.3%	12.5%	25.0%	50.0%	0.0%

**Table 1.** Addition input-output discontinuities. Details are explained in the main text.

Input-output discontinuities, which are further amplified in case of multiplications, make it very unlikely to solve these tasks by smooth interpolation of the input representation.

<sup>1</sup> in binary arithmetic the addition/multiplication algorithms start processing the lowest significant bits, in order to correctly propagate the intermediate carries. Furthermore, in [Nogueira et al., 2021] such a reverse order provided a little advantage to learn additions.

### 3.2 The architecture

A non-pretrained encoder-decoder transformer based on the original architecture introduced by [Vaswani et al., 2017] was used as LM. Table 2 reports the model setup and parametrization. The small vocabulary used allows to keep the model small (just 701K learnable parameters) and trainable from scratch with a limited number of examples.

vocabulary size	5
vocabulary	{0: unused, 1: <start>, 2: '+' or 'x', 3: '0', 4: '1'}
token embedding	learned
positional encoding	fixed (sinusoidal)
$d_{model}$	64
$d_{ff}$	$d_{model} \times 4$
num_heads $h$	8
encoder layers	6
decoder layers	6
dropout	0.1
learnable parameters	701K

**Table 2.** Details of the LM model used in our experiments. The total number of learnable parameters is just 701K, that is several orders of magnitudes smaller than recent billion-parameters LLM.

The LM was trained to learn separately the addition/multiplication tasks. For both problems, we exhaustively generated all the  $2^{14} = 16384$  input/output combinations, which were then randomly split in training (3/4  $\rightarrow$  12288) and validation (1/4  $\rightarrow$  4096).

An additional control experiment was run where the input sequences are the same of the addition experiment but the output completion was randomly generated (with the same length of the addition, i.e., 8 tokens). In this case, the lack of any dependencies between input and output makes it impossible to learn an algorithmic approach (or smooth mapping) to solve the problem and the only strategy to learn the training set is memorizing all the sequences.

When the trained LM is used in inference mode, we always pick the most probable token from the logit outputs (i.e., greedy decoding). Two metrics are used to denote the LM accuracy: *token accuracy* refers to the probability of generating the next token correctly, while *sequence accuracy* refers to the probability of generating the whole output string correctly in autoregressive mode (i.e., generating one token at a time and appending it at the current prompt).

## 4 Results and Discussion

### 4.1 Learning Addition and Multiplication

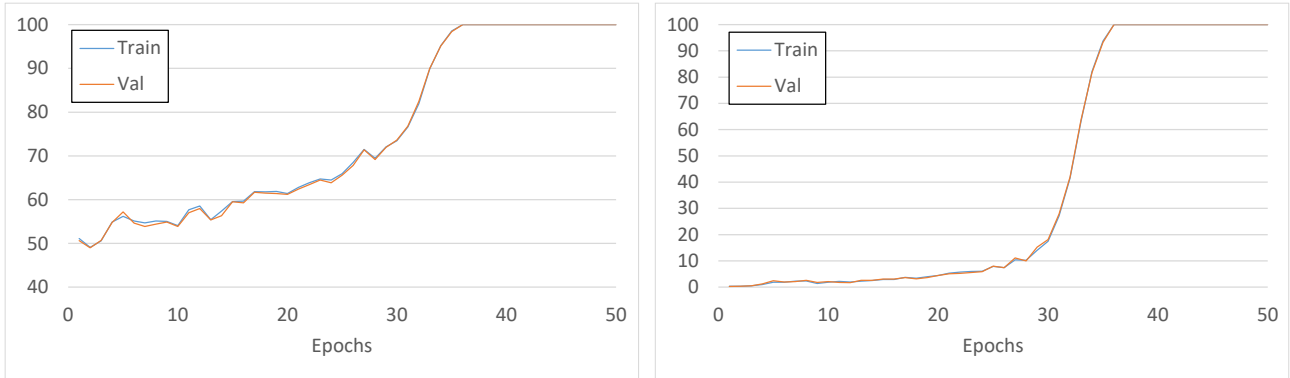
Figure 1 and 2 show that our simple LM is able to learn addition in less than 50 epochs, and multiplication in about 250 epochs<sup>2</sup>. As expected multiplication is more complex and require more training: this is due to the high non-linearity of this operation (more on this later) and, referring to the sequence accuracy, to the higher length of the output (14 vs 8 tokens). On the Workstation used (with a single Titan RTX GPU) training can be completed in just 8 and 46 minutes respectively.

The accuracy on the validation set is very close to the training set, denoting almost perfect generalization on numbers never seen before. This is a somewhat surprising results, especially considering the limited size of the training data. Unlike [Nogueira et al., 2021] (see their Appendix B for a somewhat similar setup) we

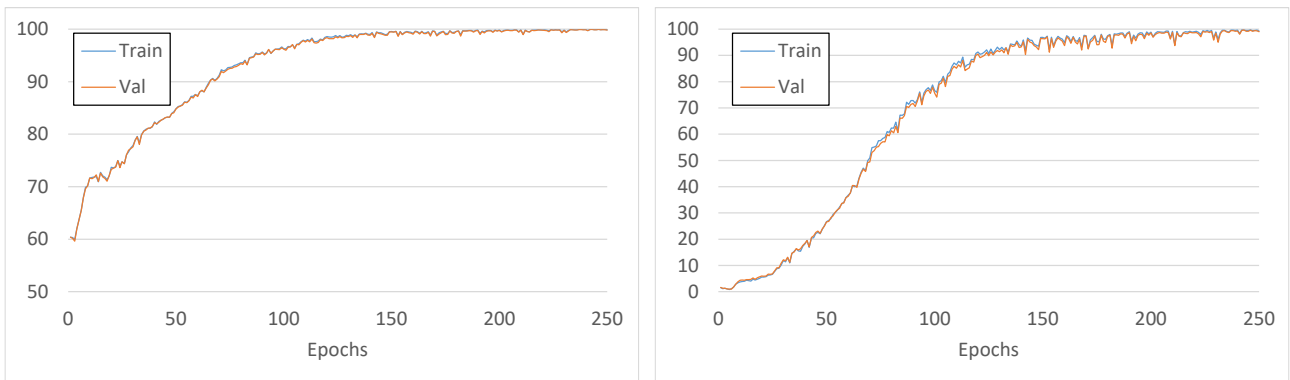
---

<sup>2</sup> We used standard CrossEntropy loss, Adam optimizer with learning rate 0.0001 and betas = 0.9 and 0.98, and minibatch size = 128.

were able to learn addition with the native sinusoidal positional encoding, probably due to the lower complexity determined by a small vocabulary and fixed-length input/output representations. Differently from [Muffo, Cocco and Bertino, 2022], whose experiments on learning multiplication were not successful, our model effectively learnt multiplication of 7 binary digits operands. Again, the simplified setup may have been the key.



**Figure 1:** Addition. From the left: token and sequence accuracies.



**Figure 2:** Multiplication. From the left: token and sequence accuracies.

## 4.2 Control experiment: random output

If the output is randomly generated and therefore there is no relation with the input, the only possibility of learning the training set is memorizing the whole data. Figure 3 shows the training results: a much larger number of epochs (i.e., 1000) was necessary to reach a sequence accuracy of 87.8%, and, as expected, the validation accuracy did not increase over the epochs. The difficulty of memorizing the training set (many more epochs) is due to the high discontinuity of the input-output mapping. In fact, because of the random output generation, very similar input sequences can be associated to completely different outputs.

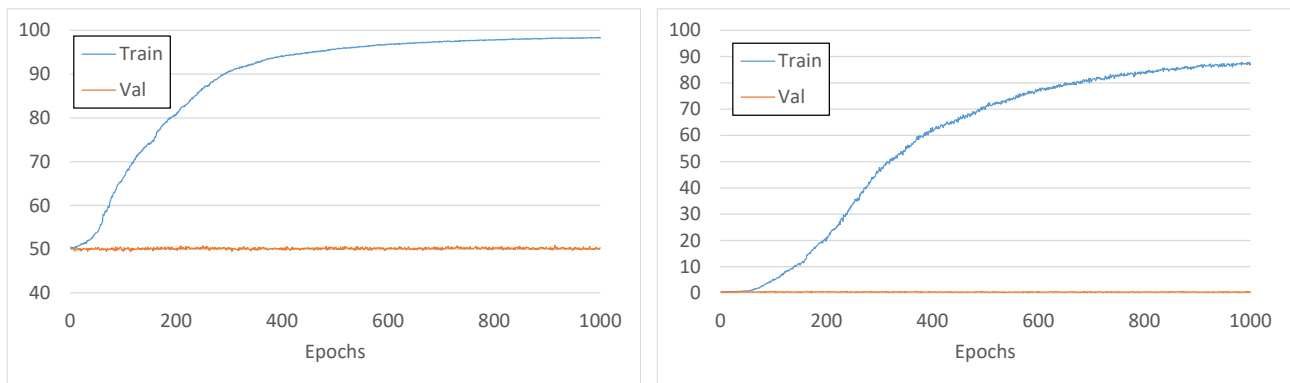


Figure 3: Random operator. From the left: token and sequence accuracies.

Therefore, even if we only consider the accuracy on the training set, this result shows that an exhaustive memorization of the input is much more complex for the LM than solving the addition and multiplication tasks. This leads us to assume that to efficiently solve the above computation tasks the LM has found a computational approach (or algorithm) to simplify the output prediction. Now the question is: what is the approach?

### 4.3 The computation approach

Let us consider two alternative approaches:

**Symbolic Manipulation (SM):** a first idea is that the LM could learn the binary integer addition/multiplication algorithms used by an ALU inside a CPU (see Appendix A for a short reminder). Indeed, the addition algorithm is not complex and can be solved by using a 3-bit truth table (to sum each pair of corresponding bits with the carry-in) and iterative carry-out propagations. However, multiplication (by iterative additions) is much more complex and trickier to learn by using a symbolic manipulation approach.

**Encoding-Regression-Decoding (ERD):** if we consider the model architecture (Transformer) used for the LM and the underlying word embedding by vector representations, it is more likely that the LM solve the problem by decomposing it in the following three stages:

1. Encoding (token to values): mapping the input sequence (i.e.,  $a_0 a_1 a_2 a_3 a_4 a_5 a_6 \langle op \rangle b_0 b_1 b_2 b_3 b_4 b_5 b_6$ ) to a suitable vector representation. In principle, two scalars  $v_A$  and  $v_B$  representing the values (or magnitudes) of  $A$  and  $B$  are enough.
2. Regression: learn the computation as a supervised regression problem in the vector space:  $v_R = regress(v_A, v_B)$ .
3. Decoding (value to token): map the output vector encoding the value  $v_R$  back to token representation (i.e.,  $r_0 r_1 \dots r_m$ ).

The experiments reported in Sections 4.4 and 4.5 support the ERD assumption. It is worth noting that the above Encoding and Decoding stages does not need to be mapped onto the transformer encoder and decoder (more on this later).

### 4.4 Interpolation vs Extrapolation

The random training/validation split performed for the experiments reported in Section 4.1 constitutes a somewhat simplified testbed to learn the two tasks. In fact, random split leads to a complete (even if sparse) coverage of the input space by both the training and validation set, where each example in the validation set has high chance to be close to a training set example, and interpolation is enough to fill the gaps.

Hereafter we considered two different criteria to isolate specific portion of the input space for the validation set, in order to better investigate extrapolation capabilities:

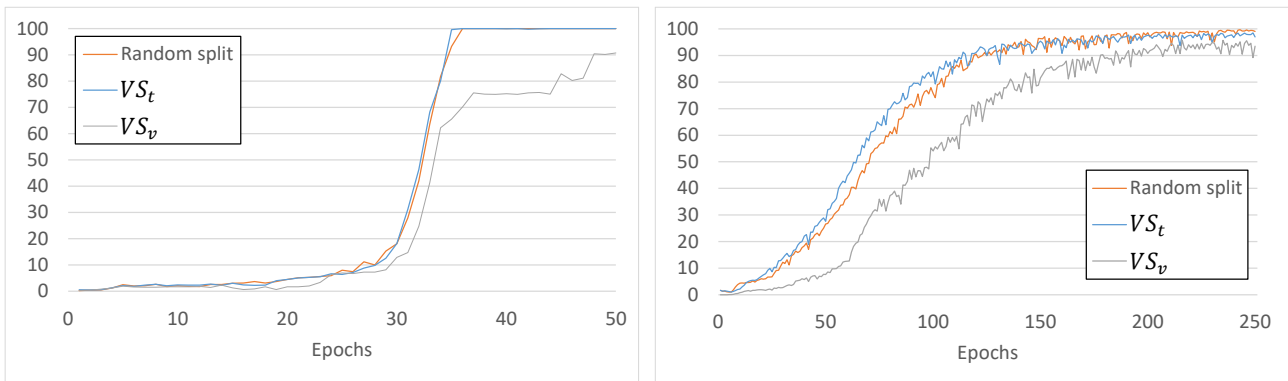
- $VS_t = \{(A, B) \mid (A, B) \in NN_{4096}((A^*, B^*))\}$

where  $NN_{4096}((A^*, B^*))$  is the set of 4096 pairs  $(A, B)$  which are the nearest neighbors to a centroid  $(A^*, B^*)$  according to the Hamming distance between the corresponding sequence representations (i.e., number of different tokens at corresponding positions). As centroid  $(A^*, B^*)$  in the token space we used: 1 0 1 0 1 0 1 *<op>* 0 1 0 1 0 1 0.

- $VS_v = \{(A, B) \mid 32 \leq A < 96 \text{ and } 32 \leq B < 96\}$

here the centroid is located in the middle of the value space (64, 64), so  $VS_v$  is a squared region (of side 64) centered in the value space.

Both  $VS_t$  and  $VS_v$  isolate a contiguous data region of 4096 samples to be included in the validation set, but in the former the samples are close in the token representation space, while in latter are close in the value space. Being such contiguous portions of space excluded from the training set, we can expect a worse generalization. From the results (see Figure 4) we note that  $VS_t$  is not hurting LM training and generalization while  $VS_v$  has a certain impact: in fact, in the second case, for both addition and multiplication the sequence accuracy on validation set is always lower than on training set and the final sequence accuracy is 5...10% points lower. This result strengthen the ERD hypothesis, since: (i) using  $VS_v$  leads to the exclusion of a specific contiguous portion of value space during stage 2 and does not allow to properly train the regressor in this region; (ii) the encoding performed during stage 1 makes irrelevant the selection performed according to  $VS_t$  because after encoding the corresponding data point remains scattered in the value space and the regressor can easily interpolate among them.



**Figure 4:** Sequence accuracy on the random,  $VS_t$ , and  $VS_v$  validation subsets. From left to right: addition and multiplication.

## 4.5 Looking at internal representations

Understanding internal representation (embeddings in the vector space) in a trained transformer is not an easy task. However, in the specific setting considered we can gain some hints looking at the distances between the embedding of different data point (at different layers) and correlating them with the corresponding distances at input/output levels.

Given an LM trained on addition (or multiplication) we consider the dataset  $S$  including the 128 input pairs where the two operands have identical value<sup>3</sup>:

$$S = \{(N, N) \mid 0 \leq N < 128\}$$

<sup>3</sup> since the input prompt contains two operands, we select only the cases with identical values in order to easily determine the “magnitude” of the input, and thereafter compute meaningful distances.

At input level (*in*) we can compute two ordered set of 16256 (128×127) distances each:

$$d_{in,t} = \{hdist(A, B) | (A, A), (B, B) \in S, A < B\}$$

$$d_{in,v} = \{|A - B| | (A, A), (B, B) \in S, A < B\}$$

where  $hdist(A, B)$  is the Hamming distance between the token representation of  $A$  and  $B$ , and the subscript letters  $t$  and  $v$  denote token and value level, respectively.

At output level (*out*) we can compute the two corresponding sets of distances as:

$$d_{out,t} = \{hdist(P, Q) | (A, A), (B, B) \in S, A < B\}$$

$$d_{out,v} = \{|P - Q| | (A, A), (B, B) \in S, A < B\}$$

where ( $P = A + A$  and  $Q = B + B$ ) for addition, and ( $P = A \times A$  and  $Q = B \times B$ ) for multiplication.

Finally, for each intermediate level of the transformer encoder (*enc*) or decoder (*dec*) we can compute the Euclidean distances among the corresponding embedding vectors.

$$d_{enc_i} = \{\|enc_i(A, A) - enc_i(B, B)\| | (A, A), (B, B) \in S, A < B\}$$

$$d_{dec_i} = \{\|dec_i(A, A) - dec_i(B, B)\| | (A, A), (B, B) \in S, A < B\}$$

where  $enc_i$  and  $dec_i$  are the output vectors (of dimensionality 64) after the  $i$ -th encoder and decoder layer, respectively.

Even if the distances in the different sets have different ranges, we can use correlation to find out similarities. If two set of distances are correlated we can expect that the corresponding representations/embeddings are correlated as well. Since both Pearson and Spearman [Schober, Boer and Schwarte, 2018] correlations provided similar outputs, for simplicity in Table 3 we report only Pearson correlations.

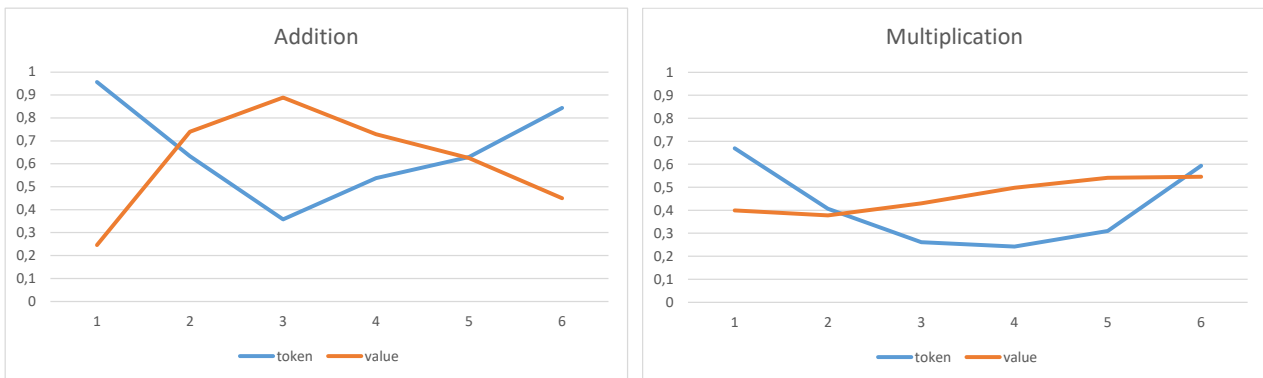
The yellow cells in Table 3 confirm the low correlation between the token and value representation at both input and output level. The blue cells shows that correlation remains quite similar across the encoder layers as if the encoder was not performing any significant computation (this is confirmed in Section 4.6 where by totally removing the encoder we achieve similar results). More interesting is the trend of correlations across the decoder layers (green cells). In particular, for the addition the token representation have high correlation with the first and last layers and low with central layers, while the value representation has opposite trend (se also graphical representation in Figure 5.left). These results support the ERD hypothesis and in particular that the initial and final layers in the decoder transform from token to value representation (and vice versa) while the central layers perform regression in the value space. In particular, at layer 3, the correlation at token level is minimum while the correlation at value level is maximum.

For multiplication the low-high-low trend at value level is less evident (Figure 5.right orange curve), probably because the quadratic dependence of the output from the input (at value level) does not allow to learn a simple regressor smoothly working in the whole vector space, and the mapping is performed by piecewise linear approximation in different space regions, which introduces discontinuities that makes global distances in the vector space unsuitable to quantify data similarity.



Addition			Multiplication		
	$d_{in,t}$	$d_{in,v}$		$d_{in,t}$	$d_{in,v}$
$d_{in,t}$	1.000	0.339	$d_{in,t}$	1.000	0.339
$d_{enc_1}$	0.990	0.358	$d_{enc_1}$	0.989	0.371
$d_{enc_2}$	0.988	0.384	$d_{enc_2}$	0.988	0.372
$d_{enc_3}$	0.983	0.413	$d_{enc_3}$	0.985	0.381
$d_{enc_4}$	0.969	0.455	$d_{enc_4}$	0.979	0.373
$d_{enc_5}$	0.970	0.410	$d_{enc_5}$	0.976	0.379
$d_{enc_6}$	0.963	0.309	$d_{enc_6}$	0.970	0.364
$d_{dec_1}$	0.964	0.246	$d_{dec_1}$	0.497	0.530
$d_{dec_2}$	0.815	0.740	$d_{dec_2}$	0.498	0.561
$d_{dec_3}$	0.610	0.889	$d_{dec_3}$	0.550	0.620
$d_{dec_4}$	0.745	0.729	$d_{dec_4}$	0.582	0.651
$d_{dec_5}$	0.802	0.625	$d_{dec_5}$	0.552	0.607
$d_{dec_6}$	0.962	0.450	$d_{dec_6}$	0.522	0.489
	$d_{out,t}$	$d_{out,v}$		$d_{out,t}$	$d_{out,v}$
$d_{out,t}$	1.000	0.071	$d_{out,t}$	1.000	0.128
$d_{enc_1}$	0.911	0.358	$d_{enc_1}$	0.341	0.337
$d_{enc_2}$	0.902	0.384	$d_{enc_2}$	0.343	0.337
$d_{enc_3}$	0.886	0.413	$d_{enc_3}$	0.342	0.340
$d_{enc_4}$	0.867	0.455	$d_{enc_4}$	0.337	0.334
$d_{enc_5}$	0.897	0.410	$d_{enc_5}$	0.321	0.329
$d_{enc_6}$	0.929	0.309	$d_{enc_6}$	0.300	0.319
$d_{dec_1}$	0.957	0.246	$d_{dec_1}$	0.669	0.399
$d_{dec_2}$	0.633	0.740	$d_{dec_2}$	0.407	0.378
$d_{dec_3}$	0.358	0.889	$d_{dec_3}$	0.261	0.430
$d_{dec_4}$	0.538	0.729	$d_{dec_4}$	0.242	0.498
$d_{dec_5}$	0.630	0.625	$d_{dec_5}$	0.310	0.541
$d_{dec_6}$	0.844	0.450	$d_{dec_6}$	0.594	0.546

**Table 3.** Pearson correlation between ordered sets of distances for addition (left) and multiplication (right). Each cell denotes the correlation between the two ordered set of distances specified in the corresponding row and column. Note that since for addition in this experiment the output value is always twice the input, the correlation values (blue and green cells) are the same for  $d_{in,v}$  and  $d_{out,v}$  block of values.



**Figure 5.** Correlations of output distances  $d_{out,t}$  (at token level - blue curves) and  $d_{out,v}$  (at value level - orange curves) with the embedding distances  $d_{dec_i}$  across the 6 decoder layers.

## 4.6 Ablation study

This section presents the results of an ablation study where the LM architecture was simplified, to understand what components are necessary to learn the addition/multiplication computation. Table 4 summarizes the results.

Configuration	Addition	Multiplication
Full (see Table 2)	29	141
Decoder only	60	426
num_heads $h = 1$	25	225
Reduced dimensionality ( $d_{model} = 32$ )	66	309
No positional embedding	- (2.4%)	- (1.8%)
No attention layers	- (0.9%)	- (1.7%)
No fully connected layers	56	398

**Table 4.** Number of epochs necessary to reach a 95% sequence accuracy on the validation set. A dash is used when the target validation accuracy is not achieved after 1000 epochs: in such case the validation accuracy reached is reported within brackets.

Consistently with other studies, our results show that a decoder only architecture [Liu et al., 2018] can achieve similar results w.r.t. an encoder-decoder transformer. A simplification of the architecture in terms of (i) reduction of dimensionality; (ii) reduction of number of heads; (iii) removal of fully connected layers is well tolerated, while positional embedding and attention layers are mandatory for the LM in order to properly perform token to value transformation (and vice versa).

## 5 Conclusions

In this paper we introduced a simplified setup to allow a light transformed-based LM to learn binary additions and multiplications. The model easily learn the two tasks and generalize well on unseen data, proving that memorization of the training data is neither necessary nor efficient. The experiments on the interpolation/extrapolation capabilities and correlation of input-output representations with internal embedding suggest that the model solve the computational task as a supervised regression problem in the value space after an initial encoding from token to values, and a final decoding from output value to tokens. Under this hypotheses: (i) any task that can be solved by a neural network regressor can be solved by a LM as well, with the extra burden of end-to-end learning decoding/encoding steps; (ii) when looking at interpolation/extrapolation capabilities of an LM applied to mathematical task, we should not concentrate on the input token representation but on the internal representation after encoding, keeping in mind the difficulties of a numerical regressor to work on region spaces not covered by the training set; (iii) on a more speculative side, we could guess that modern LLM learn the number encoding/decoding once and reuse it across different tasks whereas a specific regressor is learnt for each task.

Extending this work to the computation of other mathematical problems that can be approached by learning an input/output mapping (e.g., the root square) is quite trivial. A more challenging objective, which is one of the aims of our future research, is designing simplified experiments/setup for LM to gain insights in tasks than cannot be easily mapped to regression problems such as chain of reasoning and logic deductions.

## ACKNOWLEDGMENTS

This research did not receive any specific grant from funding agencies in the public, commercial, or not-for-profit sectors.

## REFERENCES

[Bubek et al., 2023] Bubek et al., Sparks of Artificial General Intelligence: Early experiments with GPT-4, arXiv:2303.12712, 2023.

[Liu P.J. et al., 2018] Liu P.J. et al., Generating Wikipedia by Summarizing Long Sequences, ICLR 2018.

[Muffo, Cocco and Bertino, 2022] Muffo M., Cocco A. and Bertino E., Evaluating Transformer Language Models on Arithmetic Operations Using Number Decomposition, Proceedings of the 13th Conf on Language Resources and Evaluation, 2022.

[Nogueira, Jiang and Lin, 2021] Nogueira R., Jiang Z. and Lin J., Investigating the limitations of Transformers with Simple Arithmetic Tasks, 1<sup>st</sup> Workshop on Mathematical Reasoning in General Artificial Intelligence @ ICLR 2021.

[Schober, Boer and Schwarte, 2018] Schober P., Boer C. and Schwarte L., Correlation Coefficients: Appropriate Use and Interpretation, Anesthesia & Analgesia, vol. 126, no. 5, pp. 1763-1768, 2018.

[Vaswani et al., 2017] Vaswani et al., Attention is All you Need, NIPS 2017

[Yuan et al., 2023] Yuan Z. et al., How well do Large Language Models perform in Arithmetic tasks? arXiv:2304.02015, 2023.

[Wei et al., 2022] Wei J. et al., Chain of thought prompting elicits reasoning in large language models. ArXiv: 2201.11903, 2022.

[Zoph et al., 2022] Zoph et al., Emergent Abilities of Large Language Models Jason, Transactions on Machine Learning Research, 08, 2022.

## A. Binary addition and Multiplication

Binary addition can be executed by summing pairs of corresponding bits  $a_i$  and  $b_i$ , starting from LSB (least significant bits  $a_0$  and  $b_0$ ) and propagating carries to the left. Let  $c_{i-1}$  be the pending carry used to sum current bits<sup>4</sup>, then a two-output 3-bit truth table (Table 5) can be used to generate the output bit  $o_i$  and carry  $c_i$  used when summing next pair of bits:

Inputs			Outputs	
$a_i$	$b_i$	$c_{i-1}$	$o_i$	$c_i$
0	0	0	0	0
0	0	1	1	0
0	1	0	1	0
0	1	1	0	1
1	0	0	1	0
1	0	1	0	1
1	1	0	0	1
1	1	1	1	1

**Table 5.** Two-output 3-bit truth table for binary addition.

A simple approach to execute binary multiplication is through iterative binary sums. Each bit  $b_i$  of the second operand is multiplied by the whole first operand, but this inner multiplication is straightforward since it results either in a string of 0 (if  $b_i = 0$ ) or a copy of the first operand (if  $b_i = 1$ ). This intermediate result is then shifted left and summed to the current output. An example is reported in Figure 5 below.

```

    1011 (this is 11 in decimal)
  × 1110 (this is 14 in decimal)
  =====
    0000 (this is 1011 × 0)
    1011 (this is 1011 × 1, shifted left one position)
    1011 (this is 1011 × 1, shifted left two positions)
+ 1011 (this is 1011 × 1, shifted left three positions)
=====
  10011010 (this is 154 in binary)

```

**Figure 5.** Example of 4-digit binary multiplication. The sum can be performed incrementally with a two operands adder.

<sup>4</sup> when summing the LSBs, there is no pending carry, so  $c_{-1} = 0$