

A Pre-trained Deep Active Learning Model for Data Deduplication

Xinyao LIU, Shengdong DU, Fengmao Lv, Hongtao XUE, Jie HU and Tianrui Li *

Abstract

In the era of big data, the issue of data quality has become increasingly prominent. One of the main challenges is the problem of duplicate data, which can arise from repeated entry or the merging of multiple data sources. These "dirty data" problems can significantly limit the effective application of big data. To address the issue of data deduplication, we propose a knowledge augmentation transformer with active learning into an end-to-end architecture, which is the first work that introduces active learning to address the problem of deduplication at the semantic level, and enabling fine-tuning optimization to iteratively enhance the performance of the deduplication process. We also firstly introduce the R-Drop method to perform data augmentation on each round of labeled data, which can reduce the cost of manual labeling and improve the model's performance. Experimental results demonstrate that our proposed model outperforms previous state-of-the-art (SOTA) for deduplicated data identification, achieving up to a 28% improvement in Recall score on benchmark datasets.

1 Introduction

The amount of digital data in the world is growing explosively. As a result of this "data deluge," how to manage storage cost-effectively has become one of the most challenging and important tasks in the big data era [Xia *et al.*, 2016]. Data deduplication can effectively save storage space and significantly improve data quality. Therefore, detecting duplicate data has been a widely discussed and extensively researched topic [Naumann and Herschel, 2010][Periasamy and Latha, 2021]. The most widely used approach is based on the idea of fuzzy matching to filter data for duplicate values, where a threshold value is defined manually and records with similarity exceeding this threshold value are considered duplicates.

*Xinyao LIU, Shengdong DU, Fengmao Lv, Hongtao XUE, Jie HU and Tianrui Li are with the School of Computing and Artificial Intelligence, Chengdu, Sichuan 611756, China (e-mail: liuxinyao@my.swjtu.edu.cn, sddu@my.swjtu.edu.cn, fengmaolv@126.com, xuehongtao619@163.com, jhu@my.swjtu.edu.cn, trli@swjtu.edu.cn).

This approach relies not only on the choice of attributes used for the fuzzy matching, but also on the choice of thresholds to determine whether the data is duplicated.

Duplication occurs for many reasons, such as human manual input errors, duplication during database integration, different sources collect the same object or event in different ways, etc[Azeroual *et al.*, 2022]. The existence of these "dirty data" seriously affects the results of data mining, thus affecting decision-making. Figure 1 shows an example with duplicate data, where the labels of two adjacent data indicate whether they are repeated, 0 means no repeat, 1 means repeat.

title	category	price	label
Xinhua Dictionary 4.0	Medium-sized dictionary	85.00	0
Xinhua Dictionary 3.0	Medium-sized dictionary	85.00	0
Into the midnight sun	Novel	45.41	1
Journey under the midnight sun	Novel	NULL	1
Dream of the red Mansions	Novel	39.00	1
Red Mansions was dreamed of	Novel	37.70	1

Figure 1: Examples of duplicates

As can be seen from the figure 1, in many cases, whether data are duplicates cannot be judged only formally, but must also be understood semantical relation features of different attributes in depth. In the figure, although the first two records are literally similar, they are not duplicates. The reason is that the book editions are different, one is the third edition and the other is the fourth edition. That is, the edition of the book is the important semantic information. The data in the third and fourth rows are duplicates, although they do not appear to be literally similar. For the last two rows of data, although the syntax is different, they are duplicate data, which requires the model to understand the semantic difference. Because of such problems, the traditional similarity or clustering-based duplicate data identification algorithms cannot be fully judged correctly [Li *et al.*, 2020]. Therefore, we propose Pre-trained Deep Active Learning Model for Data Deduplication (PDDM-AL) which can handle the above three situations well. The main reason is that pre-trained models perform well in entity matching and have been shown to understand semantic information well in structured data [Li *et al.*, 2020], and PDDM-AL allows to inject domain knowl-

edge through character marking of more important input fragments, helping the model better understands important information. In addition, R-Drop is also used for data augmentation, which can effectively avoid the semantic changes that classical augmentation method may cause and allows the model to remain stable and more robust even in different situations.

We are aware that training a deep learning model typically demands a considerable amount of labeled data due to its intricate model structure and over-parameterization [Ren *et al.*, 2021]. Obtaining an extensive amount of labeled data is often time-consuming [Zhang *et al.*, 2021]; therefore, active learning has emerged as a viable solution to resolve this issue, which is an adaptive machine learning strategy that enables a model to actively and selectively inquire about samples with a high degree of uncertainty or difficulty in classification for labeling, and thereby incorporates these labeled samples into the training set [Budd *et al.*, 2021]. This approach can curtail the number of manually labeled samples while enhancing the generalization capabilities of the model. In contrast to conventional supervised learning, which requires manual labelling of the entire dataset and its utilization to train the model, active learning facilitates the development of training data more efficiently, mitigates overfitting effects, and reduces labeling errors [Xie *et al.*, 2022]. Active learning has widespread applications in various fields such as text processing [Schröder and Niekler, 2020][Zhang *et al.*, 2017], image categorization [Du *et al.*, 2019][Gudovskiy *et al.*, 2020][Huang *et al.*, 2019], and object detection [Aghdam *et al.*, 2019][Feng *et al.*, 2019][Qu *et al.*, 2020]. In order to reduce the cost of manual labelling, PDDM-AL incorporates active learning techniques based on the use of pre-trained models. The primary concept of this algorithm is to automatically choose the most valuable data from the unlabeled dataset after each training round (selector), particularly when there is a limited amount of labeled data. Subsequently, experts label this selected data and input it back into the model for further training (learner), repeating this process until completion [Jain *et al.*, 2021].

The main contributions of this paper can be summarized as follows:

- We introduce a pioneering knowledge augmentation transformer integrated with active learning into an end-to-end architecture, leveraging a pre-trained transformer with active learning to address semantic-level deduplication. This approach facilitates iterative enhancement of deduplication performance through fine-tuning optimization.
- Moreover, we propose a novel approach for data augmentation in each labeled data round by introducing the R-Drop method with the base model. This method effectively reduces the need for manual labeling and enhances the model’s performance.
- Our extensive experiments validate the superior performance of our proposed model, demonstrating its ability to surpass previous state-of-the-art (SOTA) approaches for identifying deduplicated data.

2 Related Work

2.1 Active Learning

In real life, the volume of data is usually large and labeling the entire data is undoubtedly time-consuming. The goal of active learning is to find a subset of the unlabelled dataset and manually label them so that the model achieves maximum performance within a fixed labeling budget, rather than labeling the entire data [Parvaneh *et al.*, 2022]. Typically, active learning is an iterative process where a portion of data are selected to be labeled from the unlabeled pool and a model is repeatedly trained on the accumulated labeled pool [Yi *et al.*, 2022].

In active learning, its components include the learner and the selector. The learner is responsible for learning the selected data, while the selector is responsible for selecting the most valuable data from the unlabeled data set [Lughofer, 2017]. For selectors, their main selection strategies include random sampling, uncertain sampling (the most uncertain data), entropy (data with relatively high entropy), and so on. Among them, random sampling is to randomly select samples from the Unlabeled pool for experts to label, which is the simplest method [Qayyumi *et al.*, 2022]; Uncertainty sampling is to select data records based on the uncertainty of the model’s discrimination of the data record. Generally speaking, data records with higher uncertainty are handed over to manual labeling, that is, the higher the degree of uncertainty, the greater the value contained in the data [Russo *et al.*, 2020]. Entropy-based sampling selects sample data with relatively high entropy to be labeled by humans [Wu *et al.*, 2022]. The most widely-used AL strategy is uncertainty sampling due to its surprisingly simple but very effective performance.

2.2 Data Deduplication

Among the deduplication algorithms, the commonly used methods include fuzzy matching algorithms, SNM-based algorithms [Beliakov and Li, 2012], clustering-based algorithms, and neural network-based algorithms.

The algorithm based on fuzzy matching follows the principle of selecting one or more keywords and calculating the similarity between each data and other data using a string similarity formula. If the similarity exceeds a threshold, the data is considered a duplicate. Commonly used algorithms for this purpose include the Smith-Waterman algorithm and the N-Gram algorithm [Kondrak, 2005]. The SNM-based algorithm is mainly divided into three steps: selecting keywords, sorting, and merging [Beliakov and Li, 2012]. But there is a problem with the above two methods: it is difficult to select keywords. If the keyword selection is not appropriate, it will not only directly affect the detection efficiency, but also have a great impact on the accuracy of the results. The main idea of clustering-based methods, such as Dedupe [Gregg and Eder, 2022], is to first use support vector machines to achieve accurate distance estimation between records composed of multiple fields, and finally through hierarchical clustering, the distance metric adopts the idea of “average metric”, and the Groups that are close to each other are grouped together [Gregg and Eder, 2022]. Neural network-based algorithms such as Sentencebert: a variant of the BERT

model that trains sentence embeddings input for sentence similarity search, the trained model generates a high dimensionality for each record (e.g. 768 for BERT) vector, use its cosine similarity to the other vectors to find duplicates [Reimers and Gurevych, 2019].

2.3 Pretrained Model

Transformer-based Pretrained Language Models (TPLMs), such as BERT [Kenton and Toutanova, 2019] and RoBERTa [Liu *et al.*, 2019], have demonstrated good performance on a wide range of NLP tasks, and Pre-training with a large corpus of unlabeled text, such as Wikipedia [Phan *et al.*, 2021]. It has been shown that after pre-training, the shallow layer captures the syntactic and semantic meaning of the input sequence [Clark *et al.*, 2019][Tenney *et al.*, 2019].

Considering that the transformer architecture calculates token embeddings using all tokens in the input sequence, the embeddings generated by pre-trained models are more contextually relevant compared to other methods like word2vec, GloVe, or FastText. Furthermore, they have a deeper understanding of the semantics [Si *et al.*, 2019]. Therefore, embeddings obtained from pre-trained models can capture polysemous words, i.e., identify that the same word may have different meanings in different phrases; such models can also understand the opposite case, where different words may have the same meaning. This powerful language understanding ability can greatly improve the performance of data deduplication. In entity matching, pre-training models have been shown to understand contextual information well and perform well in dirty datasets [Li *et al.*, 2020][Jain *et al.*, 2021].

3 Methodology

The overall architecture of PDDM-AL, which is shown in Figure 2. The model firstly introduce active learning as the basic framework, and we fine-tune the classification problem by treating deduplication as a sequence for the first time. The main process of model training is as follows: First, the data is blocked to exclude pairs that are unlikely to be duplicate records (e.g. if no word is the same between two records, they are considered unlikely to be duplicates), and candidate pairs are generated by the block strategy. Secondly, to make candidate pairs understandable to the model, serialization is performed, then domain knowledge is injected to highlight crucial information (e.g., book version details) for the model to focus on. Next, the data is summarised and redundant information is removed. The above processed data is then fed into the model for training (while the data is augmented by R-Drop). Once training is complete, the selector feeds the unlabelled data into the trained model for prediction, obtaining predictions of 0 and 1 (1 for duplicate data and 0 for non-duplicate data), while the selector will select out the data that the model is most uncertain for expert labelling. Finally, the expert-labelled data is transferred to the labelled dataset to continue the active learning iteration. Details of the above computing process are described below.

3.1 Preprocessing and Injecting domain knowledge

PDDM-AL first uses the Block strategy to generate candidate pairs (the candidate pair contains two records that may be duplicates). The block strategy used in this paper is that at least one word is the same between candidate pairs. For candidate pairs (e, e') , they need to be serialised into data that can be used by the model for classification. Each entity $e = \{attr_i, val_i\}_{0 < i \leq m}$ is serialised according to the following formula, i.e. [COL] is prefixed to the attribute name and [VAL] is prefixed to the attribute value.

$$\text{serialize}(e) = [\text{COL}]attr_1[\text{VAL}]val_1 \dots [\text{COL}]attr_m[\text{VAL}]val_m, \quad (1)$$

Where m represents the number of attributes of e . For example, the first piece of data in Figure 1 is serialized as: "[COL] title [VAL] Xinhua Dictionary 4.0 [COL] category [VAL] Medium-sized dictionary [COL] price [VAL] 85.00".

For candidate pairs (e, e') , we let

$$\text{serialize}(e, e') = [\text{CLS}]\text{serialize}(e)[\text{SEP}] \text{serialize}(e')[\text{SEP}] \quad (2)$$

Where the [CLS] is a special token for BERT, and this vector will be fed into the fully connected layer for classification.

The subsequent step involves injecting domain knowledge into the serialized data to emphasize crucial pieces of information. As outlined in the preceding section, version information holds particular significance for books, despite being a numerical value. PDDM-AL employs an open-source Named Entity Recognition (NER) model [Explosion, 2022] to identify known types such as person, date, or organization. Additionally, it utilizes regular expressions to identify specific types, including version information, phone number digits, and more. Injecting the serialised $\text{serialize}(e, e')$ into the domain knowledge gives the following output:

$$\{start, end, label\} = \text{InjectKnowledge}(\text{serialize}(e, e')) \quad (3)$$

Where $start$ represents the starting position of the entity, end represents the end position of the entity, $label$ is the label of the recognized entity. For each entity identified by NER or a regular expression, use [LAST] [/LAST] to mark the identified key points, as shown in Equation 4 and Equation 5.

$$\text{serialize}(e, e')_{start} = [\text{LAST}], \quad (4)$$

$$\text{serialize}(e, e')_{end} = [/\text{LAST}], \quad (5)$$

Where $start$ is the starting position of the entity and end is the ending position of the entity. For example after the above process, the version information of the first piece of data in Figure 1 is identified and marked, it will become "...[COL] title [VAL] Xinhua Dictionary [LAST] 4.0 [LAST].."

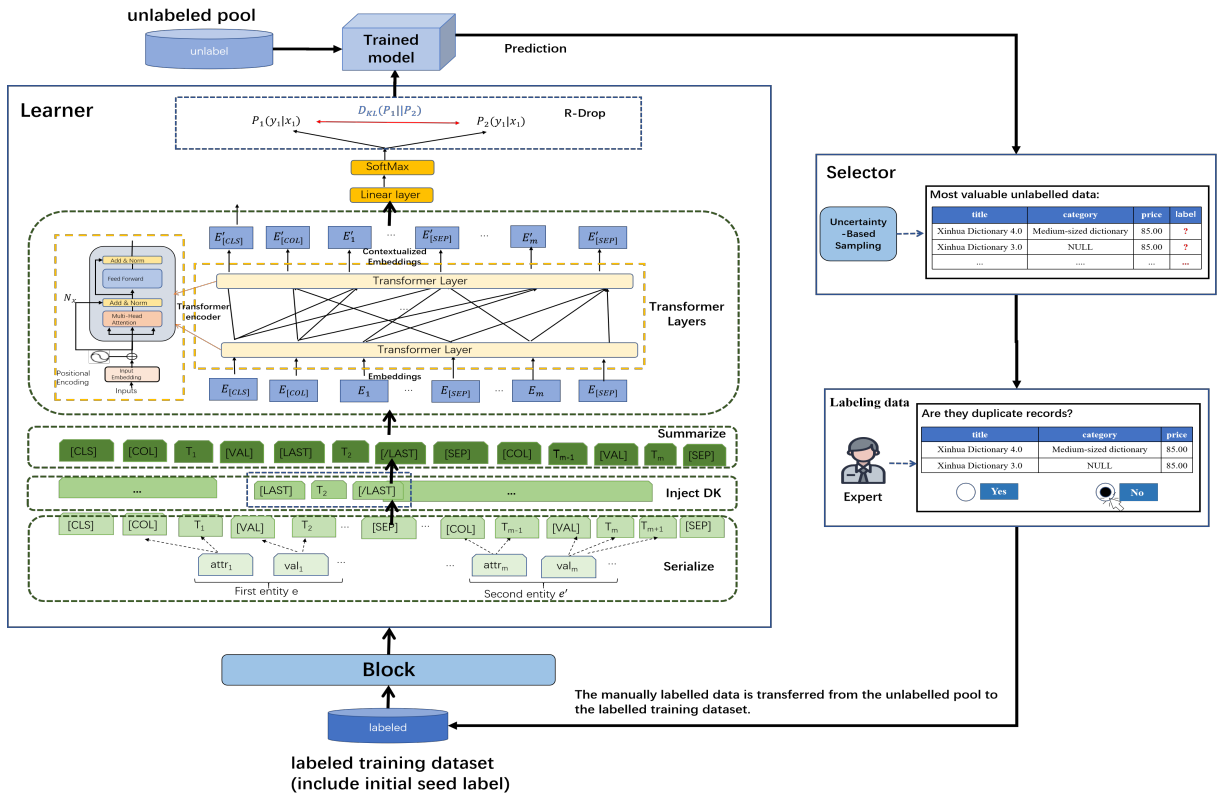


Figure 2: The design diagram of PDDM-AL

The final step in data processing is to summarise, as it is not conducive to the model learning important knowledge if the serialised entries are too long, and the Bert model has its own input limit (up to 512 subword tokens). PDDM-AL chooses to keep non-stop word tokens with higher TF-IDF scores, as shown in Equation 6.

$$x = \text{MAX_TFIDF}(\text{serialize}(e, e'))_j, 0 < j < n, \quad (6)$$

Where x represents the serialized entries obtained after pre-processing, as the input of Bert model. n represents the maximum string length of the model input.

3.2 Pre-trained Model with Active Learning

The fourth step involves feeding the pre-processed string into the pre-trained model BERT, which utilizes the Transformer architecture to calculate token embeddings from all tokens in the input sequence. As a result, the generated embeddings are contextually rich and effectively capture the semantic and contextual nuances of the words. The formula used for attention calculation is shown below.

$$\text{Attention}(Q, K, V) = \text{softmax}\left(\frac{QK^T}{\sqrt{d_k}}\right)V \quad (7)$$

Where Q represents the query vector corresponding to each element(Query), K represents the key vector corresponding to each element(Key), and V represents the value vector corresponding to each element(Value), all of which are the results

of different linear transformations of the original sequence x and can be used as representatives of x . The implication is a weighted linear combination of word vectors that have been expressed mathematically using attention weights, so that each word vector contains information about all the word vectors within the current sentence.

In the Transformer model, the self-attention layer is enhanced through a multi-headed attention mechanism. The process involves mapping Query, Key, and Value using h different linear transformations. Subsequently, the individual attentions are combined, followed by another linear transformation. The entire calculation process can be represented as follows:

$$\text{MultiHead}(Q, K, V) = \text{Concat}(\text{head}_1, \dots, \text{head}_h)W^O \quad (8)$$

$$\text{head}_i = \text{Attention}(QW_i^Q, KW_i^K, VW_i^V) \quad (9)$$

Through the calculation of the above process, each set of attention is used to map the input to a different sub-representation space, which allows the model to focus on different locations in different sub-representation spaces.

To make the pre-trained model suitable for binary classification tasks, we add a simple fully connected layer and a softmax output layer after the last layer of Bert, and use the [CLS] output of the Bert model as the input of the fully connected layer, The formula is as follows.

$$r = \text{Bert_CLS}(x) \quad (10)$$

$$p = \text{softmax}(wr + b) \quad (11)$$

Where x is the data obtained after preprocessing, r stands for [CLS] of Bert output, w and b are the weights and biases of the linear layer.

The pre-trained Bert model is fine-tuned with the above labeled and preprocessed data, and the R-Drop[Wu *et al.*, 2021] strategy is used for data augmentation which can help models perform better on dirty data, such as null values, misspellings, etc. However, as described above, traditional data augmentation methods, such as changing or deleting words, can easily cause semantic changes and cause the model to learn wrong information. Since R-Drop[Wu *et al.*, 2021] discards some neurons at random each time, making it possible to change the output vector while minimizing semantic changes.

For the training data $D=\{x_i, y_i\}$ each training sample x_i will be forward propagated through the network twice. Then we get two output predictions: $p_1(y_i|x_i)$ and $p_2(y_i|x_i)$, because Dropout randomly drops a part of neurons each time, so $p_1(y_i|x_i)$ and $p_2(y_i|x_i)$ are two different predicted probabilities obtained by two different subnetworks (from the same model). R-Drop employs a symmetric Kullback-Leibler (KL) divergence to constrain $p_1(y_i|x_i)$ and $p_2(y_i|x_i)$ by applying these two different predicted probabilities:

$$L_{KL}^i = \frac{1}{2}(D_{KL}(P_1(y_i|x_i)||P_2(y_i|x_i)) + D_{KL}(P_2(y_i|x_i)||P_1(y_i|x_i))), \quad (12)$$

Then the classic maximum likelihood loss function is expressed as follows:

$$L_{NLL}^i = -\log P_1(y_i|x_i) - \log P_2(y_i|x_i), \quad (13)$$

The final training loss function is:

$$L_i = L_{NLL}^i + \alpha * L_{KL}^i, \quad (14)$$

where α is the coefficient used to control L_{KL}^i .

After the training described above, the selector will select the data that the current model is most uncertain about (the closer the model’s output probability p is to 0.5, the more uncertain the model is), and send it to the expert for labeling. The expert-labeled data will enter the labeled data sets and continue to iterate by repeating the above steps. The main active learning process is as follows.

4 Experiments

4.1 Datasets and baseline model

We have experimented on four real data sets. The algorithm of this type of model is designed for entities in multi-source data, with the purpose of grouping all the matching entities from different sources into entity clusters. The details of the data are shown in table 1.

Algorithm 1 Active Learning Algorithms

Input: Labeled dataset $T=(e, e', \text{label})$, unlabeled dataset R , the number of active learning cycles N

Output: The trained model M , data after model deduplication

- 1: $i \leftarrow 0$.
 - 2: **while** $i < N$ **do**
 - 3: Serialize the data T according to the equations (1) and (2).
 - 4: Inject domain knowledge into the serialised data according to equations (3), (4) and (5).
 - 5: The data were summarized according to equation (6) to obtain the pre-processed data x .
 - 6: Put the above pre-processed data x into Model for fine-tuning and R-drop according to equations (12), (13), (14).
 - 7: $r \leftarrow \text{Bert_CLS}(x)$.
 - 8: $\text{confidence} \leftarrow \text{softmax}(wr + b)$.
 - 9: $n_samples \leftarrow \text{least confidence } n \text{ samples in } R$.
 - 10: $r_label \leftarrow \text{experts mark } n_samples$.
 - 11: $T \leftarrow r_label$.
 - 12: $i \leftarrow i + 1$.
 - 13: **end while**
-

Table 1: Description of the experimental dataset

Dataset name	Number of attributes	Sample size	Field
Musicbrainz-20-A01	12	19375	Music
Geographic Settlements	9	3054	Ggeography
Education	33	3337	Educate
Enterprise personnel information	19	6002	Personnel information

In order to verify the data deduplication performance of the model, the PDDM-AL proposed in this paper is compared with three benchmark algorithms: Sentencebert [Reimers and Gurevych, 2019], Dedupe [Gregg and Eder, 2022] and field-based similarity.

The Recall, Precision and F1 values are used as the model effect evaluation indicators. The ratio of training set, validation set, and test set is 6:2:2. We use 12 layers Bert, in all experiments, α takes the value 0.8, and the batch size is 34.

4.2 Analysis of experimental results

The experiment is mainly divided into two parts. The first part uses the same amount of labeled data to train on each model to verify the effectiveness of PDDM-AL in data deduplication. In the second part of the experiment, a small amount of labelled data is fed into PDDM-AL for training and then enters the active learning loop, adding small amounts of data in turn until convergence, verifying that active learning can rapidly improve the accuracy of the model with a small number of labels.

For the first part of the experiment, we use all the data in the training set to train the model until convergence, the results obtained are reported in Table 2. PDDM-AL generally outperforms other methods in terms of Precision, Recall and F1 scores. However, in the education dataset, its precision was 0.0483 lower than Dedupe, resulting in a slight lag in

Table 2: Comparison of data deduplication results of different models

Model method	Musicbrainz-20-A01			GeographicSettlements			Education			Enterprise personnel information		
	Precision	Recall	F1	Precision	Recall	F1	Precision	Recall	F1	Precision	Recall	F1
Sentencebert	0.9603	0.9694	0.9648	0.6674	0.6664	0.6669	0.7137	0.6742	0.6934	0.8371	0.8063	0.8214
Dedupe	0.9468	0.6594	0.7774	0.9894	0.9257	0.9565	0.9857	0.9088	0.9457	0.782	0.9972	0.8766
Field-based similarity	0.5737	0.6517	0.6102	0.7661	0.8416	0.8021	0.4976	0.7301	0.5918	0.8339	0.86	0.8468
PDDM-AL	0.9583	0.9917	0.9747	0.9687	0.9534	0.961	0.9374	0.941	0.9392	0.994	0.998	0.9979

F1 score by 0.0065. Nonetheless, PDDM-AL still achieved a higher recall rate by 0.0322 than Dedupe. Compared to Sentencebert, PDDM-AL’s F1 score is consistently higher, with an increase of 0.009, 0.294, 0.246, and 0.056 in respective datasets. Additionally, PDDM-AL also shows improvement in recall rates, which are increased by 0.023, 0.287, 0.267, and 0.192, respectively. Although PDDM-AL’s precision is slightly lower than Sentencebert’s in the Musicbrainz-20-A01 dataset by 0.02, it performs better in the other three datasets with higher precision scores of 0.3013, 0.2237, and 0.1569, respectively.

According to figure 3 and figure 4, it can be seen that on the four data sets, the traditional method Field-based similarity does not work very well. This is mainly because this method is very dependent on the selection of key attributes and its data quality. If the key attributes are not selected properly or if there is a high presence of dirty data, the performance of the model can be significantly compromised. At the same time, it can be seen from the figure that Sentencebert has poor performance on the GeographicSettlements and Education datasets, mainly because these two datasets contain more missing values and useless attributes, and Sentencebert is not very good at extracting key information in the dataset. Compared with the baseline models, PDDM-AL has achieved certain improvements in four data sets.

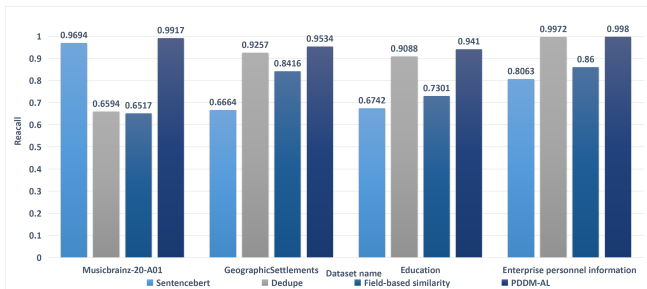


Figure 3: Histogram of deduplication Recall of different models

For the second part of the experiment, the main purpose is to verify the effect of active learning, so the F1 and Recall of the model after each round of active learning are recorded in turn (one round of active learning will select 1000 pairs of data for labeling and then input to the model training). The main results are as follows.

As can be seen from Table 3 and Table 4, active learning

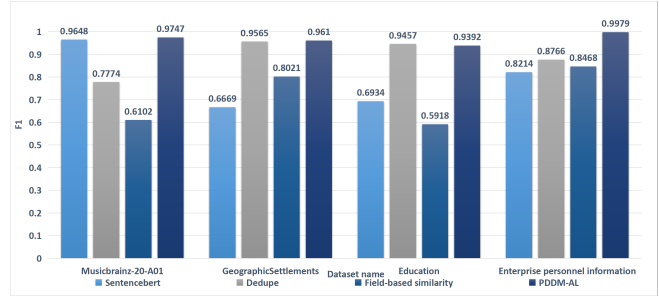


Figure 4: Histogram of deduplication F1 of different models

enables the model to be trained with a small amount of labeled data, which can quickly improve the F1 and Recall. For example, on the GeographicSettlements dataset, between the first and second rounds, only 1,000 pairs of data were added for training, so that the F1 and Recall of the model increased by 0.138 and 0.227. On three datasets, the model outperforms other models using only 3000 pairs of data. This is mainly because the active learning strategy in PDDM-AL can effectively select the most valuable data for the model and hand it over to experts for labeling through the selector, so that allows training with a small amount of the most valuable data and rapidly improves the model’s performance.

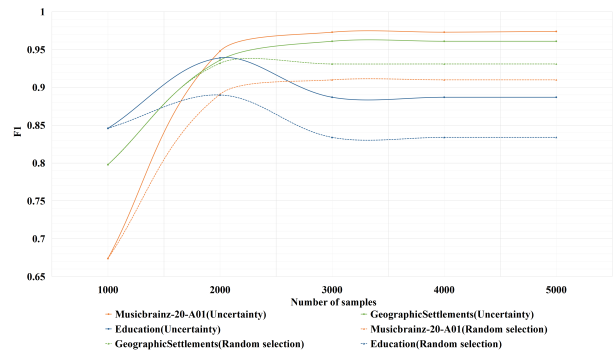


Figure 5: Line chart of F1 comparison based on uncertainty strategy and random selection strategy

From Figure 5 and Figure 6, we can see that the selection strategy based on uncertainty is obviously better than random

Table 3: F1 of the three datasets at each round of active learning

Dataset	First round	Second round	Third round	Fourth round	Fifth round
Musicbrainz-20-A01	0.674	0.948	0.973	0.973	0.974
GeographicSettlements	0.798	0.936	0.961	0.961	0.961
Education	0.846	0.939	0.887	0.887	0.887

Table 4: Recall of the three datasets at each round of active learning

Dataset	First round	Second round	Third round	Fourth round	Fifth round
Musicbrainz-20-A01	0.970	0.924	0.989	0.989	0.992
GeographicSettlements	0.708	0.935	0.953	0.953	0.953
Education	0.891	0.941	0.900	0.900	0.900

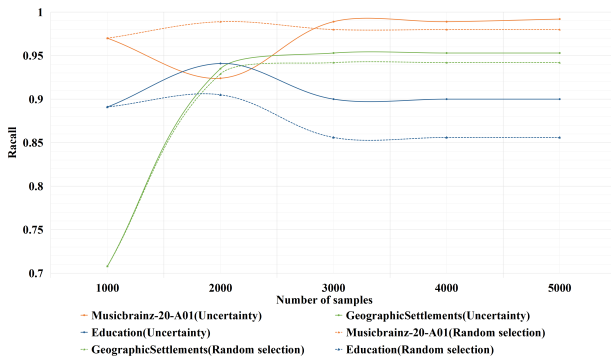


Figure 6: Line chart of Recall comparison based on uncertainty strategy and random selection strategy

selection. Higher F1 values and recall rates can be obtained with the same amount of data, which proves that the uncertainty selection strategy can select the most valuable data in the current model and improve the F1 and recall rates of the model.

Figure 7 show the impact of different active learning selection strategies on F1 and Recall, and we compare the random selection strategy with the uncertainty strategy on the three datasets. As can be seen from the figure, with the iterations of active learning, the F1 and Recall of the uncertainty selection strategy are higher than those of the random selection strategy. This is mainly due to the fact that the uncertainty-based selection strategy can select the most uncertain data of the model to be given to the experts for labelling in each round of active learning, and then the model learns from this part of the labelled data to improve its own accuracy.

To sum up, PDDM-AL performs better than other models in duplicate data recognition, both for Precision, Recall and F1 rate. The main reasons are: firstly, the pre-trained model can learn the contextual information and semantics better than other methods; secondly, PDDM-AL injects domain knowledge, which can capture key information better than the simple pre-trained model, and also employs the R-Drop data enhancement strategy, which enables the model to maintain higher F1 and recall rates even with more dirty data, making the model more robust.

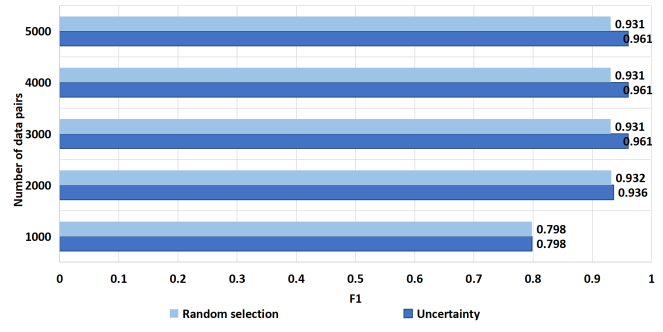


Figure 7: The effect of different active learning selection strategies on their F1 on the GeographicSettlements dataset

5 Conclusion

This study tackles the primary challenges of data deduplication by proposing a pre-trained model based on active learning. It is the first work to introduce active learning at the semantic level to address the problem of deduplication. The model is initially built upon a pre-trained Transformer-based language model, fine-tuned to tackle the deduplication problem as a sequence-to-classification task, which integrates the transformer with active learning into an end-to-end architecture to selectively train the model with the most valuable data. Additionally, we also firstly introduce the R-Drop method with the base model to perform data augmentation on each round of labeled data, reducing manual labeling costs in big data and enhancing the model’s performance with a small amount of labeled data. Experimental results demonstrate that the proposed model outperforms other benchmark methods, highlighting the effectiveness of active learning in data deduplication. Going forward, we aim to explore different selection strategies and combinations of models to further improve the accuracy of the data deduplication model.

References

- [Aghdam *et al.*, 2019] Hamed H Aghdam, Abel Gonzalez-Garcia, Joost van de Weijer, and Antonio MLópez. Active learning for deep detection neural networks. In *Proceedings of the IEEE/CVF International Conference on Computer Vision*, pages 3672–3680, 2019.
- [Azeroual *et al.*, 2022] Otmane Azeroual, Meena Jha, Anastasiya Nikiforova, Kewei Sha, Mohammad Alsmirat, and Sanjay Jha. A record linkage-based data deduplication framework with datacleaner extension. *Multimodal Technologies and Interaction*, 6(4):27, 2022.
- [Beliakov and Li, 2012] Gleb Beliakov and Gang Li. Improving the speed and stability of the k-nearest neighbors method. *Pattern Recognition Letters*, 33(10):1296–1301, 2012.
- [Budd *et al.*, 2021] Samuel Budd, Emma C Robinson, and Bernhard Kainz. A survey on active learning and human-in-the-loop deep learning for medical image analysis. *Medical Image Analysis*, 71:102062, 2021.
- [Clark *et al.*, 2019] Kevin Clark, Urvashi Khandelwal, Omer Levy, and Christopher D Manning. What does bert look at? an analysis of bert’s attention. *arXiv preprint arXiv:1906.04341*, 2019.
- [Du *et al.*, 2019] Xuefeng Du, Dexing Zhong, and Huikai Shao. Building an active palmprint recognition system. In *2019 IEEE International Conference on Image Processing (ICIP)*, pages 1685–1689. IEEE, 2019.
- [Explosion, 2022] Explosion. Spacy. <https://spacy.io/api/entityrecognizer>, 2022.
- [Feng *et al.*, 2019] Di Feng, Xiao Wei, Lars Rosenbaum, Atsuto Maki, and Klaus Dietmayer. Deep active learning for efficient training of a lidar 3d object detector. In *2019 IEEE Intelligent Vehicles Symposium (IV)*, pages 667–674. IEEE, 2019.
- [Gregg and Eder, 2022] Forest Gregg and Derek Eder. Dedupe. <https://github.com/dedupeio/dedupe>, 2022.
- [Gudovskiy *et al.*, 2020] Denis Gudovskiy, Alec Hodgkinson, Takuya Yamaguchi, and Sotaro Tsukizawa. Deep active learning for biased datasets via fisher kernel self-supervision. In *Proceedings of the IEEE/CVF Conference on Computer Vision and Pattern Recognition*, pages 9041–9049, 2020.
- [Huang *et al.*, 2019] Yue Huang, Zhenwei Liu, Minghui Jiang, Xian Yu, and Xinghao Ding. Cost-effective vehicle type recognition in surveillance images with deep active learning and web data. *IEEE Transactions on Intelligent Transportation Systems*, 21(1):79–86, 2019.
- [Jain *et al.*, 2021] Arjit Jain, Sunita Sarawagi, and Prithviraj Sen. Deep indexed active learning for matching heterogeneous entity representations. *arXiv preprint arXiv:2104.03986*, 2021.
- [Kenton and Toutanova, 2019] Jacob Devlin Ming-Wei Chang Kenton and Lee Kristina Toutanova. Bert: Pre-training of deep bidirectional transformers for language understanding. In *Proceedings of naacL-HLT*, pages 4171–4186, 2019.
- [Kondrak, 2005] Grzegorz Kondrak. N-gram similarity and distance. In *International symposium on string processing and information retrieval*, pages 115–126. Springer, 2005.
- [Li *et al.*, 2020] Yuliang Li, Jinfeng Li, Yoshihiko Suhara, AnHai Doan, and Wang-Chiew Tan. Deep entity matching with pre-trained language models. *arXiv preprint arXiv:2004.00584*, 2020.
- [Liu *et al.*, 2019] Yinhan Liu, Myle Ott, Naman Goyal, Jingfei Du, Mandar Joshi, Danqi Chen, Omer Levy, Mike Lewis, Luke Zettlemoyer, and Veselin Stoyanov. Roberta: A robustly optimized bert pretraining approach. *arXiv preprint arXiv:1907.11692*, 2019.
- [Lughofer, 2017] Edwin Lughofer. On-line active learning: A new paradigm to improve practical useability of data stream modeling methods. *Information Sciences*, 415:356–376, 2017.
- [Naumann and Herschel, 2010] Felix Naumann and Melanie Herschel. An introduction to duplicate detection. *Synthesis Lectures on Data Management*, 2(1):1–87, 2010.
- [Parvaneh *et al.*, 2022] Amin Parvaneh, Ehsan Abbasnejad, Damien Teney, Gholamreza Reza Haffari, Anton Van Den Hengel, and Javen Qinfeng Shi. Active learning by feature mixing. In *Proceedings of the IEEE/CVF Conference on Computer Vision and Pattern Recognition*, pages 12237–12246, 2022.
- [Periasamy and Latha, 2021] JK Periasamy and B Latha. Efficient hash function-based duplication detection algorithm for data deduplication deduction and reduction. *Concurrency and Computation: Practice and Experience*, 33(3):e5213, 2021.
- [Phan *et al.*, 2021] Long N Phan, James T Anibal, Hieu Tran, Shaurya Chanana, Erol Bahadroglu, Alec Peltekian, and Grégoire Altan-Bonnet. Scifive: a text-to-text transformer model for biomedical literature. *arXiv preprint arXiv:2106.03598*, 2021.
- [Qayyumi *et al.*, 2022] Sayed Waleed Qayyumi, Laurence AF Park, and Oliver Obst. Active learning for knn using instance impact. In *AI 2022: Advances in Artificial Intelligence: 35th Australasian Joint Conference, AI 2022, Perth, WA, Australia, December 5–8, 2022, Proceedings*, pages 413–426. Springer, 2022.
- [Qu *et al.*, 2020] Zhenshen Qu, Jingda Du, Yong Cao, Qiuyu Guan, and Pengbo Zhao. Deep active learning for remote sensing object detection. *arXiv preprint arXiv:2003.08793*, 2020.
- [Reimers and Gurevych, 2019] Nils Reimers and Iryna Gurevych. Sentence-bert: Sentence embeddings using siamese bert-networks. *arXiv preprint arXiv:1908.10084*, 2019.
- [Ren *et al.*, 2021] Pengzhen Ren, Yun Xiao, Xiaojun Chang, Po-Yao Huang, Zhihui Li, Brij B Gupta, Xiaojiang Chen,

- and Xin Wang. A survey of deep active learning. *ACM computing surveys (CSUR)*, 54(9):1–40, 2021.
- [Russo *et al.*, 2020] Stefania Russo, Moritz Lürig, Wenjin Hao, Blake Matthews, and Kris Villez. Active learning for anomaly detection in environmental data. *Environmental Modelling & Software*, 134:104869, 2020.
- [Schröder and Niekler, 2020] Christopher Schröder and Andreas Niekler. A survey of active learning for text classification using deep neural networks. *arXiv preprint arXiv:2008.07267*, 2020.
- [Si *et al.*, 2019] Yuqi Si, Jingqi Wang, Hua Xu, and Kirk Roberts. Enhancing clinical concept extraction with contextual embeddings. *Journal of the American Medical Informatics Association*, 26(11):1297–1304, 2019.
- [Tenney *et al.*, 2019] Ian Tenney, Dipanjan Das, and Ellie Pavlick. Bert rediscovers the classical nlp pipeline. *arXiv preprint arXiv:1905.05950*, 2019.
- [Wu *et al.*, 2021] Lijun Wu, Juntao Li, Yue Wang, Qi Meng, Tao Qin, Wei Chen, Min Zhang, Tie-Yan Liu, et al. R-drop: Regularized dropout for neural networks. *Advances in Neural Information Processing Systems*, 34:10890–10905, 2021.
- [Wu *et al.*, 2022] Jiayi Wu, Jiabin Chen, and Di Huang. Entropy-based active learning for object detection with progressive diversity constraint. In *Proceedings of the IEEE/CVF Conference on Computer Vision and Pattern Recognition*, pages 9397–9406, 2022.
- [Xia *et al.*, 2016] Wen Xia, Hong Jiang, Dan Feng, Fred Douglass, Philip Shilane, Yu Hua, Min Fu, Yucheng Zhang, and Yukun Zhou. A comprehensive study of the past, present, and future of data deduplication. *Proceedings of the IEEE*, 104(9):1681–1710, 2016.
- [Xie *et al.*, 2022] Binhui Xie, Longhui Yuan, Shuang Li, Chi Harold Liu, and Xinjing Cheng. Towards fewer annotations: Active learning via region impurity and prediction uncertainty for domain adaptive semantic segmentation. In *Proceedings of the IEEE/CVF Conference on Computer Vision and Pattern Recognition*, pages 8068–8078, 2022.
- [Yi *et al.*, 2022] John Seon Keun Yi, Minseok Seo, Jongchan Park, and Dong-Geol Choi. Using self-supervised pretext tasks for active learning. *arXiv preprint arXiv:2201.07459*, 2022.
- [Zhang *et al.*, 2017] Ye Zhang, Matthew Lease, and Byron Wallace. Active discriminative text representation learning. In *Proceedings of the AAAI Conference on Artificial Intelligence*, volume 31, 2017.
- [Zhang *et al.*, 2021] Yuxuan Zhang, Huan Ling, Jun Gao, Kangxue Yin, Jean-Francois Lafleche, Adela Barriuso, Antonio Torralba, and Sanja Fidler. Datasetgan: Efficient labeled data factory with minimal human effort. In *Proceedings of the IEEE/CVF Conference on Computer Vision and Pattern Recognition*, pages 10145–10155, 2021.