
SKILLS-IN-CONTEXT PROMPTING: UNLOCKING COMPOSITIONALITY IN LARGE LANGUAGE MODELS

Jiaao Chen*, Xiaoman Pan, Dian Yu, Kaiqiang Song, Xiaoyang Wang, Dong Yu & Jianshu Chen†
Tencent AI Lab, Bellevue, WA, 98004

ABSTRACT

We consider the problem of eliciting compositional generalization capabilities in large language models (LLMs) with a novel type of prompting strategy. Compositional generalization empowers the LLMs to solve problems that are harder than the ones they have seen (i.e., easy-to-hard generalization), which is a critical reasoning capability of human-like intelligence. However, even the current state-of-the-art LLMs still struggle with this form of reasoning. To bridge this gap, we propose *skills-in-context* (SKiC) prompting, which instructs LLMs how to compose basic skills to resolve more complex problems. We find that it is crucial to demonstrate both the skills and the compositional examples within the same prompting context. With as few as two exemplars, our SKiC prompting initiates strong synergies between skills and their composition capabilities. Notably, it empowers LLMs to solve unseen problems that require innovative skill compositions, achieving near-perfect generalization on a broad range of challenging compositionality tasks. Intriguingly, SKiC prompting unlocks the latent potential of LLMs, enabling them to leverage pre-existing internal skills acquired during earlier pretraining stages, even when these skills are not explicitly presented in the prompting context. This results in the capability of LLMs to solve unseen complex problems by activating and composing internal competencies. With such prominent features, SKiC prompting is able to achieve state-of-the-art performance on challenging mathematical reasoning benchmarks (e.g., MATH).

1 Introduction

Pre-trained large language models (LLMs) have achieved great success in solving natural language processing (NLP) tasks (Brown et al., 2020; Radford et al., 2019; Smith et al., 2022; Chowdhery et al., 2022; Lewkowycz et al., 2022; Sanh et al., 2021; Wei et al., 2021; Mishra et al., 2022; Chung et al., 2022; Ouyang et al., 2022; OpenAI, 2023; Touvron et al., 2023b). When the size of the model continuously scales up, LLMs exhibit strong zero-shot and few-shot performance on a wide range of NLP tasks (Brown et al., 2020; Wei et al., 2021; Chowdhery et al., 2022; Zhou et al., 2022; Wang et al., 2022a; Li et al., 2022; Wang et al., 2022b; Kojima et al., 2022; Shi et al., 2022; Magister et al., 2022; Ho et al., 2022; Nye et al., 2021; Dua et al., 2022; OpenAI, 2023) — a salient behavior characterized by the scaling law (Kaplan et al., 2020; Hoffmann et al., 2022) and emergent abilities (Wei et al., 2022a). However, LLMs still struggle with compositional generalization, i.e., the ability to use existing known skills to solve more complex problems than they have seen before (i.e., “easy-to-hard” generalization) (Zhou et al., 2022; Dziri et al., 2023). In this paper, we will focus on developing a prompting strategy for LLMs that can effectively unlock their generic compositional generalization capabilities.

Ideally, if an LLM has already learned a rich set of skills, it should be able to solve any problem whose solutions are composable from these skills. To unlock such great potential, the key is to teach the LLMs how to use these skills to construct a solution to any unseen, more difficult problem. Towards this goal, there have been a series of prompting strategies being developed to improve the reasoning and compositionality capabilities. Notably, chain-of-thought (CoT) prompting (Wei et al., 2022b) significantly improves the reasoning performance of LLMs by demonstrating how to approach a complex problem through a sequence of simple and basic steps. Follow-ups such as Least-to-Most prompting (Zhou et al., 2022) and decomposed prompting (Khot et al., 2022) propose a two-stage strategy, which first

*Affiliated with Georgia Institute of Technology. This work is done during internship at Tencent AI Lab.

†Correspondence to: Jiaao Chen <jiaaochen@gatech.edu>, Jianshu Chen <jianshuchen@global.tencent.com>.

decomposes the original problem into a set of subproblems, and then solve and combine each of them sequentially. Although these methods significantly boost the performance over standard prompting in solving many challenging compositional generalization tasks, they still cannot perform systematic generalization well enough over problems that are significantly harder than the ones they have seen. Moreover, least-to-most prompting and decomposed prompting are restricted to solving a certain class of tasks, where each problem can be decomposed as a sequence of subproblems. And for problems with general computation graphs (Dziri et al., 2023), it is generally less intuitive, if not possible, to construct the prompting exemplars.

In this paper, we develop an effective *one-stage* prompting strategy, named **SKills-in-Context (SKiC)** prompting, to unlock the general compositional generalization capability in LLMs. The key insight is to teach the LLM to explicitly ground each of its reasoning steps on the (more elementary) skills. Specifically, the SKiC prompt is constructed from three main blocks. The first block contains the skills that LLMs may need to use in order to solve a more complex problem, which include both descriptions of the skills and the instructions (with a few examples) on how to use them. These skills can be distilled either manually or automatically via prompting the LLMs. The second part consists of a few (generally two in most of our cases) exemplars that demonstrate how to explicitly compose skills into a solution to a more complex problem. The last part is the problem to be solved. Interestingly, with both the skills and their explicit compositions presented in the context, the LLMs successfully learn how to ground each reasoning step on the knowledge and skills that they have already mastered, yielding the desirable general compositional generalization capabilities. Notably, unlike the Least-to-Most or decomposed prompting, our proposed approach is a one-stage prompting method, without the need to call LLMs multiple times. Therefore, it can be easily used in a plug-and-play manner, as the CoT prompting and the standard prompting.

We evaluate our proposed SKiC prompting on a wide range of challenging compositional generalization tasks. Our experiments show that SKiC prompting achieves state-of-the-art performance on all of these benchmarks, and it even achieves near-perfect generalization on unseen harder problems on some of the datasets. Moreover, the improvement margins compared to the previous methods are significant. For example, SKiC outperforms previous state-of-the-art prompting strategies on unseen longer cases by 16.3% on last-letters (Zhou et al., 2022), 25.5% on addition, 45.0% on multiplication (Dziri et al., 2023), 9.93% on Commaqa-E (Khot et al., 2021), 36.0% on dynamic programming (Dziri et al., 2023), 2.7% on GSM8K (Cobbe et al., 2021), and 12.1% on MATH (Hendrycks et al., 2021). Notably, our results on GSM8K and MATH further reveal that SKiC prompting allows the LLMs to generalize beyond the skills provided in the context and solve problems by using the vast reservoir of the internal skills they acquired during the prior pretraining stage. It clearly demonstrates that SKiC prompting unleashes strong synergies between skills and their composition capabilities, which teaches LLMs to generalize to harder problems than they have seen and to problems that require innovative compositions of existing knowledge.

2 Methodology

Recent progress in LLMs has demonstrated strong capabilities in solving various NLP tasks (Brown et al., 2020; Radford et al., 2019; Smith et al., 2022; Chowdhery et al., 2022; Lewkowycz et al., 2022; Sanh et al., 2021; Wei et al., 2021; Mishra et al., 2022; Chung et al., 2022; Ouyang et al., 2022). However, they usually suffer from generalizing to more complex problems that require LLMs to compose different capabilities (Zhou et al., 2022) from the examples they have seen, i.e., compositional generalization or “easy-to-hard” generalization. This discrepancy is mainly due to the lack of the ability to compose *basic skills* in innovative ways to solve more difficult problems (Dziri et al., 2023), which is natural for humans in problem solving. Empowering language models with the ability to compose the skills that they have seen to solve more complex tasks is important to mirror human intelligence and to reach superintelligence. To this end, this work introduces a novel prompting strategy, Skills-in-Context (SKiC) prompting, to teach language models composing elementary skills to solve problems for better compositional generalization.

2.1 Skills-in-Context Prompting

Skills-in-context prompting facilitates compositional generalization by explicitly instructing language models to utilize basic skills to solve complex problems.³ A SKiC prompt consists of three major parts: **(i)** Characterization of the basic skills that are needed to solve complex problems, including the description of the skills and the instruction on how to use them (with few-shot exemplars). **(ii)** Examples of how to compose basic skills into solutions to complex problems. **(iii)** The problem to be solved. An example is shown in Figure 1. The language model is first provided with several basic skills such as getting the last letter of one word followed by several examples introduced to illustrate the process of utilizing these basic skills to answer the complex problem. For example, to take the last letter of a series of words,

³The term “basic skills” within SKiC prompting are not necessarily atomic skills. Rather, they could be any skills (e.g., a composite skill by itself) that serve as the foundational blocks for tackling more complex problems.

SKiC Prompts for Last Letter Concatenation

Skills:
Skill <words to list>: Put the asked words to a list. For example, put the words in 'apple' to $D=['apple']$.

Skill <last letter>: Get the last letter of one word. For example, the last letter of 'apple' is 'e'.

Examples of Composing the Skills:
Take the last letters of the words in 'apple, banana' and concatenate them.

1. Using the Skill <words to list>, put the asked words, 'apple, banana', to a list. $D=['apple', 'banana']$
2. Get the last letter of each word in the list $D=['apple', 'banana']$ to a new list $R=[]$:
 - i. Using the Skill <last letter>, the last letter of $D[0]='apple'$ is 'e'. $R=[e]$
 - ii. Using the Skill <last letter>, the last letter of $D[1]='banana'$ is 'a'. $R=[e, a]$
3. $R=[e, a]$. The answer is 'e a'.

[Other Examples]

Test Question:
Take the last letters of the words in 'than, appropriate, sees, daisy, disturbed, espn, stable, double, luther, shut' and concatenate them.

Figure 1: Skills-in-Context Prompting. The prompt consists of three building blocks: (i) the (basic) skills for solving a complex task, (ii) (few-shot) examples of how to compose the skills to solve the complex problems, and (iii) the problem to be solved. The few-shot demonstration examples for the skills are omitted above for brevity. The above prompt will be fed into an LLM to generate the output — see Figure 21 for an example of the output. Note that the compositional examplars demonstrate how to ground the reasoning steps onto the basic skills (highlighted in colors).

language models need to use the “words_to_list” skill to first add the asked words to a list and then use the “last_letter” skill to iteratively obtain the last letter of each word.

Comparison to previous prompting strategies Figure 2 visualizes the differences between our proposed SKiC prompting and the previous related prompting methods. Different from Chain-of-Thoughts prompting, our SKiC prompting provides explicit grounding on the basic skills for reasoning steps towards final answers. Compared to recent prompting methods for handling compositional problems such as Least-to-Most prompting (LtM) (Zhou et al., 2022) and Decomp (Khot et al., 2022), our SKiC is superior in several dimensions: (i) Our SKiC prompting is more general to solve extended sets of problems. Previous decomposing-based approaches like LtM and Decomp usually solve complex problems in a two-stage fashion by first decomposing the problem into a linear sequence of subproblems and then solving them sequentially. However, many of the tasks that have complex computation graphs such as multiplication and dynamic programming problems (Dziri et al., 2023) cannot be easily and fully decomposed in one stage, which makes it hard to apply these decomposition-based approaches. (ii) The decomposition operation can also be viewed as one basic skill in our SKiC prompt (for example, we view the decomposition operation as one of the skills in the question-answer task in Figure 13). (iii) SKiC solves the complex problems in a single stage, which could alleviate the error propagation compared to decomposition-based approaches that require multiple distinct stages.

Due to the one-stage nature, our SKiC prompting can replace other one-stage strategies such as the CoT promptings in a plug-and-play manner. And it can also be easily combined with other ensemble techniques such as self-consistency (Wang et al., 2022a) and Progressive-Hint Prompting (Zheng et al., 2023) to further boost the performance.

2.2 Construction of the SKiC Prompts

One key step in constructing our SKiC prompts is to distill the (basic) skills that might be needed for solving problems associated with a task. We now introduce two approaches (shown in Figure 3) to achieve this objective.

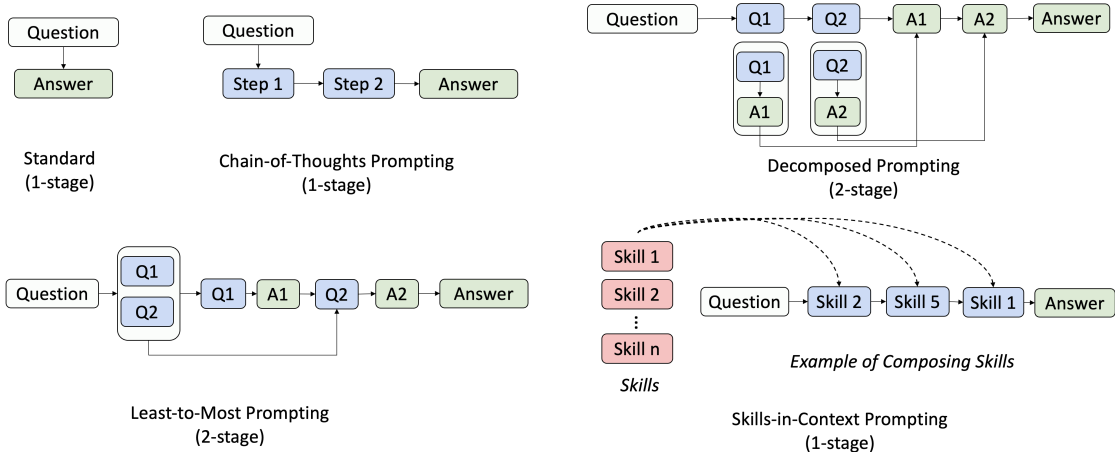


Figure 2: The building blocks of different prompting strategies. Blue cells stand for different intermediate steps, green cells denote the answers to the asked question, and red cells refer to the provided skills in our Skills-in-Context prompting. A block of several cells represents one distinct stage in a two-stage prompting strategy (e.g., problem decomposition stage in the Least-to-Most prompting). Standard prompting provides only labeled exemplars in the context. Chain-of-Thoughts prompting further provides a step-by-step rationale preceding the answer. Decomposed prompting is a two-stage prompting method, which first breaks the questions into sub-problems, and then utilizes standard or Chain-of-Thoughts prompting to solve each sub-problem sequentially to derive the final answer. Least-to-Most prompting adopts a two-stage strategy: it first generates multiple questions in an easy-to-hard manner, and then sequentially answers each of them until solving the original question. In contrast, our Skills-in-Context prompting is a simple one-stage prompting, which places both the (basic) skills and the demonstrations of how to compose them into solutions within the same prompt context. This teaches the LLM how to explicitly and adeptly ground each reasoning step onto the skills (illustrated in dashed lines), which unleashes strong synergies between skills and composition capabilities in LLMs, leading to strong compositionality over unseen harder problems.

Distill Skills via Human This is a fully manual approach, where the basic skills are manually summarized from a few (less than 10) problems we want to solve. For example, given several samples from the last-letter-concatenation task, we manually identify that “words_to_list” and “last_letter” are common basic skills to be used. Based on the discovered skills, we add a few (1 ~ 2) simple examples to illustrate these basic skills alone. Once the in-context skills are constructed, we add the compositional exemplars to demonstrate the composition of these skills to solve a problem (Figure 1). This approach puts all the essential skills in the context and is generally applicable to narrow domain problems that require the composition of limited basic skills for solving harder problems (e.g., with larger-size). It is also beneficial for semi-parametric LLMs, which can dynamically access the most relevant skills from external memories based on each input instance and integrate them into the problem context (Pan et al., 2023).

Distill Skills via Prompting LLMs This is a semi-automatic approach, where we first prompt the LLMs to automatically generate the necessary basic skills (i.e., the descriptions and examples) followed by human review and adjustment. For instance, when identifying the skills required to address the mathematical reasoning problems in the MATH task (Hendrycks et al., 2021), which encompasses a range of problems from Algebra, Counting and Probability, Geometry, Intermediate Algebra, Number Theory, PreAlgebra, to PreCalculus, we prompt the LLM with phrases like “basic skills in Algebra”. This leads the model to generate foundational skills, such as “Factoring” (see Figure 19 for the full list of the skills). Next, we manually construct the compositional exemplars by grounding the reasoning steps on the skills. It is worth noting that an exemplar might require skills not explicitly presented in the prompt context. In these instances, we anchor the reasoning to inherent skills within the LLMs, confirming their presence through zero-shot prompting. For example, in the compositional exemplar showcased in Figure 20, aside from leveraging in-context skills such as “Combination” and “Sub”, it also employs skills like “Pascal’s Triangle” — a capability not present in the context but inherently known to the LLM. Such a construction of the exemplars will encourage the model to generalize beyond the in-context skills and compose solutions from the internal capabilities as well — see Figure 4 for an example of the generated solution that activates the internal skills <Angle Bisector Theorem> and <Heron’s Formula>. To be more specific, for every problem in the MATH task, around 24% of the skills, as shown in Table 5, applied in the reasoning steps stem from the LLM’s internal pre-trained knowledge (see Table 6 for the




Figure 3: Two approaches to creating our SKiC prompt for a given task, depending on how we distill the skills. (a) We *manually* summarize the basic skills from the sample problems associated with the task, and then construct the compositional examplars on how to compose these skills to tackle the problem. (b) We prompt the LLMs to *automatically* generate the necessary basic skills, followed by human review and adjustments. Then we manually craft the compositional examplars by grounding their reasoning steps onto either the provided in-context skills or the inherent skills within the LLMs, where the existence of the inherent skills in LLMs is verified by zero-shot prompting.

MATH

Question: Let $\triangle ABC$ be a triangle such that $AB = 13$, $BC = 14$, and $CA = 15$. Meanwhile, D is a point on BC such that AD bisects $\angle A$. Find the area of $\triangle ADC$.

Model Output:

1. Using the Skill <Angle Bisector Theorem>, the ratio of the lengths of the two segments created by the angle bisector is equal to the ratio of the lengths of the two opposite sides. So, $BD/DC = AB/AC = 13/15$.
2. Using the Skill <Solve Equation>, $BD = 14 \cdot 13 / (13 + 15) = 6.5$, $DC = 14 \cdot 15 / (13 + 15) = 7.5$.
3. Using the Skill <Heron's Formula>, the area of triangle $ABC = \sqrt{s(s - AB)(s - BC)(s - AC)}$, where $s = (AB + BC + AC) / 2$ is the semi-perimeter of the triangle. So, $s = (13 + 14 + 15) / 2 = 21$, and the area of triangle $ABC = \sqrt{21(21 - 13)(21 - 14)(21 - 15)} = 84$ square units.
4. Using the Skill <Area>, the area of triangle $ADC = (\text{Area of triangle } ABC) \cdot (DC/BC) = 84 \cdot (7.5/14) = 45$ square units.
5. The answer is 45.

Figure 4: An example of the generated solution on the MATH task using our SKiC prompting. The skills <Angle Bisector Theorem> and <Heron's Formula> are neither provided in the SKiC prompting context (see Figure 19) nor used in any given examplars. LLMs harness the internal skills in their pre-trained knowledge to solve the problem.

most frequently used internal skills). The ability to harness both in-context skills and inherent capabilities is crucial for addressing complex reasoning problems, which typically require varied compositions across a broad spectrum of foundational skills. Manually enumerating every required skill within a prompt context is often impractical. Meanwhile, LLMs have accumulated a vast reservoir of knowledge and skills during their pre-training. Leveraging these internal competencies can unlock significant potential, allowing LLMs to tackle even more complex challenges.

3 Experiments

In this section, we show the superior compositional capabilities of our SKiC prompting by evaluating it in two settings:

- **Composition over in-context skills**, where all the essential skills needed to solve the problems are provided in the context. The tasks we evaluate in this setting include symbolic manipulation (Wei et al., 2022b; Zhou et al., 2022; Khot et al., 2022), arithmetic operation (Dziri et al., 2023), question answering (Khot et al., 2022), and dynamic programming (Dziri et al., 2023). In this setting, we mainly examine the ability to generalize from easy demonstration examplars to more difficult testing problems (i.e., easy-to-hard generalization).

- **Generalization beyond in-context skills**, where models also need to harness skills beyond what have been provided in the context and tap into the internal skills for math reasoning like GSM8K (Wei et al., 2022b; Zhou et al., 2022) and MATH (Hendrycks et al., 2021) problems. In this context, the primary challenge lies in achieving diverse compositions across a wide range of foundational skills to solve a complex reasoning problem.

3.1 Composition over In-Context Skills: Easy-to-Hard Generalization

In this section, we begin by evaluating our SKiC prompting strategy on tasks that require only a limited skill set, yet pose challenges in terms of easy-to-hard generalization capabilities. Under these circumstances, we construct our SKiC prompts manually, adhering to the first methodology outlined in Section 2.2. We mainly consider foundation models including LLAMA-65B (Touvron et al., 2023a), text-davinci-003 (Brown et al., 2020), ChatGPT and GPT-4 (OpenAI, 2023). Additional experiments on LLAMA2 (Touvron et al., 2023b) can be found in Appendix A.

3.1.1 Symbolic Manipulation: Last Letters

Following Zhou et al., we first assess the compositionality in LLMs through the last-letter-concatenation task. For a given list of words, the LLM needs to generate an output that is the concatenation of the last letter from each word in the list. We compare our SKiC with zero/few-shot standard prompting (4-shot) (Brown et al., 2020), CoT (Wei et al., 2022b) and Least-to-Most prompting (LtM) (Zhou et al., 2022) on different large language models, including LLAMA-65B (Touvron et al., 2023a), text-davinci-003 (Brown et al., 2020; Ouyang et al., 2022), and ChatGPT. And we evaluate them on different subsets of testing problems that include 1, 2, 4, 6, 8, 10, 12 words⁴, respectively. The exemplars in all the prompts are constructed from the cases with 1 or 2 words. Therefore, the evaluations on the test subsets with 1, 2 words are in-distribution, and the ones on 4, 6, 8, 10, 12 words are out-of-distribution.

A SKiC prompt contains the skills and two examples of how to compose these skills as shown in Figure 7 and Figure 8. The model is given the needed skills such as putting the given words to a list and getting the last letter of one word, and then two examples of how to compose these skills to take the last letters of two given words.

Table 1: Accuracy of different prompting methods on different evaluation subsets of the last-letter-concatenation task. The testing problems with 1 and 2 words are in-distribution evaluation, while the ones with 4 ~ 12 words are (harder) out-of-distribution evaluations.

Model	Prompting	#-shots	1	2	4	6	8	10	12
LLAMA-65B	zero-shot	0	0	0	0	0	0	0	0
	4-shots	4	72.0	66.0	50.0	26.0	10.0	6.0	0
	CoT	4	76.0	70.0	58.0	42.0	30.0	26.0	20.0
	LtM	4	76.0	72.0	66.0	50.0	46.0	36.0	25.0
	SKiC	2	81.0	97.0	77.0	59.0	56.0	48.0	36.0
text-davinci-003	zero-shot	0	0	0	0	0	0	0	0
	4-shots	4	99.0	97.0	89.0	68.0	45.0	27.0	10.0
	CoT	4	100.0	99.0	90.0	75.0	52.0	39.0	31.0
	LtM	4	100.0	99.0	94.0	90.0	87.0	84.0	80.0
	SKiC	2	100.0	100.0	100.0	100.0	100.0	99.0	98.0
ChatGPT	zero-shot	0	99.0	98.0	93.0	88.0	84.0	80.0	77.0
	4-shots	4	100.0	100.0	95.0	92.0	90.0	86.0	85.0
	CoT	4	100.0	100.0	97.0	95.0	92.0	88.0	85.0
	LtM	4	100.0	100.0	99.0	95.0	92.0	92.0	88.0
	SKiC	2	100.0	100.0	100.0	100.0	100.0	100.0	100.0

The results are reported in Table 1. We observe that standard zero/few-shot prompting generalizes poorly on the testing problems that are harder than the exemplars in the prompting context. For example, 4-shot standard prompting only achieves 10% accuracy with text-davinci-003 when solving testing problems that involves 12 words. Chain-of-Thoughts and Least-to-Most prompting improve the overall performance but still degrade quickly over longer inputs. Our Skills-in-Context prompting significantly boosts the accuracy in all the test cases especially when there are more input words — it achieves nearly perfect generalization to harder problems with text-davinci-003 and ChatGPT. This suggests that by showing the basic skills and teaching the models how to use the skills (with just *two* examples), our designed Skills-in-Context prompting achieves better compositionality. An example of the generated answer when using SKiC prompting to concatenate the last letters of 10 words can be found in Figure 21.

⁴From <https://github.com/first20hours/google-10000-english/tree/master>.

Table 2: Accuracy of different prompting methods on the task of adding two numbers with different digits (2,3,4,5,6,7) and multiplying two numbers with different digits (2,3,4,5). For the addition task, the prompting exemplars are constructed to demonstrate the addition between two numbers with 2 or 3 digits. Therefore, the results for adding numbers with 4 ~ 7 digits measure the desirable compositional generalization capabilities over harder problems. For the multiplication task, the prompting exemplars are constructed to demonstrate how to multiply two numbers with 2 or 3 digits. Therefore, the results for multiplying numbers with 4 and 5 digits measure the compositional generalization capability over harder problems. † denotes our method.

Model	Prompting	#-shots	Addition							Multiplication			
			2	3	4	5	6	7	2	3	4	5	
LLAMA-65B	zero-shot	0	58.0	40.5	22.5	8.0	0	0	28.0	17.0	0	0	
	4-shots	4	64.5	46.5	28.0	10.0	0	0	24.0	18.0	0	0	
	CoT	4	60.0	52.5	24.0	12.0	1.0	0	22.0	21.0	0	0	
	SKiC†	2	82.5	74.5	66.5	52.0	38.0	22.0	50.0	42.0	12.0	8.0	
text-davinci-003	zero-shot	0	100.0	100.0	98.0	87.5	74.5	54.0	76.0	14.5	0	0	
	4-shots	4	100.0	100.0	98.0	92.0	80.5	58.5	82.0	18.0	0	0	
	CoT	4	100.0	100.0	92.0	68.5	42.0	38.0	86.0	20.5	2.0	0	
	finetuned	0	-	-	-	-	-	-	99.0	55.0	1.0	0.0	
	SKiC†	2	100.0	100.0	99.0	98.0	99.0	98.5	100.0	58.0	42.5	36.0	
ChatGPT	zero-shot	0	100.0	100.0	100.0	92.0	86.5	78.0	99.0	55.0	1.0	0	
	4-shots	4	100.0	100.0	100.0	94.0	90.5	83.5	99.0	58.0	1.0	0	
	CoT	4	100.0	100.0	98.5	90.0	87.5	80.0	99.0	54.5	13.0	2.0	
	SKiC†	2	100.0	100.0	100.0	100.0	100.0	100.0	100.0	82.0	72.0	48.5	

3.1.2 Arithmetic Operation

Following Dziri et al., we evaluate the compositional capabilities on two arithmetic operation tasks: addition and multiplication. These two tasks involve complicated composition over skills such as one-digit addition or multiplication, carry over, concatenation and etc. (Dziri et al., 2023), making it difficult especially for long form addition or multiplication. We compare our Skills-in-Context prompting (SKiC) with zero/few-shot standard prompting (Brown et al., 2020) and Chain-of-Thoughts prompting (CoT) (Wei et al., 2022b) on different foundation models including LLAMA-65B, text-davinci-003, and ChatGPT. We exclude the Least-to-Most prompting (Zhou et al., 2022) as it is difficult to design linear problem decomposition for addition or multiplication task. We also include text-davinci-003 finetuned with scratchpad method (Nye et al., 2021; Dziri et al., 2023) on the multiplication task for comparison.

Addition We construct different subsets of testing problems, which ask to output the sum of two numbers with 2,3,4,5,6,7 digits, respectively. The given in-context exemplars are only constructed to demonstrate the addition of two numbers with 2-digits or 3-digits. Consequently, the results for 4,5,6,7-digits summation are out-of-distribution evaluation. Figures 9–10 show the basic skills and, for brevity, one compositional exemplar, respectively. We first present the basic skills like extracting digits from a number and then show the model how to use these skills to add two numbers with two examples. The results are shown in Table 2. Even though large language models such as text-davinci-003 and ChatGPT can perform well in adding smaller numbers in zero-shot and few-shots settings, they often fail to add larger numbers accurately such as adding two 7-digits numbers. Chain-of-Thoughts prompting does not improve the capability significantly. When utilizing our proposed Skills-in-Context prompting, there are consistent performance improvements on all the models (achieving over 68.9% improvements on 7-digits addition with text-davinci-003 compared to baselines) and even achieve 100% accuracy with ChatGPT. This underscores the significance of concurrently presenting both the skills and their compositional exemplars within a unified prompt context to enhance compositional generalization. An example of the generated answer using SKiC prompting for solving 6-digits addition can be found in Figure 22.

Multiplication Next, we evaluate the compositional generalization performance on the multiplication task. Specifically, we construct different subsets of evaluation problems that ask for the product of two numbers with 2,3,4,5 digits, respectively. The given in-context exemplars in all the prompts are constructed to demonstrate 2-digit and 3-digit multiplications. Therefore, the results for 4,5-digits multiplications measure the compositional generalization to unseen harder problems. The construction of our Skills-in-Context prompting is shown in Figure 11 and Figure 12, which illustrate the skills and the compositional exemplar, respectively. The evaluation results are reported in Table 2. All the models with standard prompts or Chain-of-Thoughts prompts can not handle the multiplication, especially for larger number (e.g., 0% accuracy for ChatGPT when multiplying two 5-digits numbers). After explicit showing the

Table 3: Performance of different prompting methods on Commaqa-E datasets (measured in Exact Match). The rows of “Compositional Generalization” reports the results on the new (unseen) compositional questions from the compositional generalization split. † denotes our method.

Commaqa-E	Prompting	#-shots	LLAMA-65B	text-davinci-003	ChatGPT
Commaqa-E Test	zero-shot	0	12.0	34.0	42.0
	4-shots	4	15.0	42.0	47.0
	CoT	4	27.0	44.0	55.0
	Decomp	12	32.0	58.0	64.0
	SKiC†	2	44.0	66.0	70.0
Compositional Generalization	zero-shot	0	16.3	26.8	30.6
	4-shots	4	24.6	33.5	40.3
	CoT	4	30.8	38.2	46.4
	Decomp	12	40.4	66.6	73.5
	SKiC†	2	52.0	74.8	80.8

models with the necessary skills to compute the product of two numbers as well as the detailed process of composing these skills, our SKiC prompting significantly improve the multiplication accuracy. It highlights the superiority of our prompting approach to tackle compositional and out-of-distribution testing cases. Our error analysis reveals that most of the errors in SKiC prompting are caused by missing the multi-digit addition capability, which can be incorporated as a basic skill (Figure 9 and Figure 10) in the prompting context. When equipped with such extra skills, ChatGPT with SKiC can achieves 100% accuracy for both 2-digit and 3-digit multiplications.⁵ We show an example of the generated answer for solving 4-digits multiplication in Figure 23.

3.1.3 Long-Context Question Answering: CommaQA-E

To evaluate the compositional generalization in the reading comprehension setting, following Khot et al., we evaluate different prompting strategies on CommaQA-E (Khot et al., 2021). For given facts of a set of synthetically generated entities, the models need to answer the multi-hop questions which are composed of multiple reasoning steps, e.g., *What movies have people from the country Stridery acted in?*. Besides the standard zero/few-shot prompting (Brown et al., 2020) and the Chain-of-Thoughts prompting (CoT) (Wei et al., 2022b), we also compare our Skills-in-Context (SKiC) prompting to Decomp prompting⁶ (Khot et al., 2022). We evaluate the results on different foundation models: LLAMA-65B, text-davinci-003, and ChatGPT. The construction of the SKiC prompting for CommaQA-E is described in Figure 13 and 14, which show the skills and the exemplars of how to compose the skills, respectively. Notably, both the ability to break down complex questions into simple ones and the operation to answer each simple questions are also treated as (basic) skills — see Figure 13. Compared to the multi-stage prompting strategies like least-to-most or DECOMP prompting, such basic skills and their compositional exemplars (Figure 14) are placed in the same SKiC prompt context. Consequently, the LLM is able to flexibly apply the question decomposition skill and simple question answering skills to reach the final answer within 1-stage of prompting. The results on the CommaQA-E dataset are summarized in Table 3 (measured in Exact Match). We observe that, with multiple stages of question decomposition and answering, Decomp improves the performance over few-shots prompting and chain-of-thoughts prompting. Nevertheless, our SKiC prompting further boosts the accuracy of answering compositional questions significantly (+7%) by using just one-stage prompting. This is a further manifestation of the advantage of concurrently demonstrating the skills and their compositions for unleashing the compositionality of LLMs. In Figure 34, we show that errors made in early stages in Decomp prompting result in wrong predictions while our SKiC prompting accurately answer different questions. We show an example of the generated answer on the Commaqa-E test set in Figure 24.

3.1.4 Dynamic Programming

We then further evaluate the compositional generalization capabilities of Skills-in-Context (SKiC) prompting in solving a classic dynamic programming problem (Dziri et al., 2023): *Given a sequence of integers, find a subsequence with the highest sum, such that no two numbers in the subsequence are adjacent in the original sequence.* We compare our SKiC prompting (SKiC) with standard zero/few-shot prompting (Brown et al., 2020), and Chain-of-Thoughts prompting (CoT)⁷ (Wei et al., 2022b) on different LLMs (text-davinci-003, ChatGPT and GPT-4). In addition, we also compare with the baseline of finetuned text-davinci-003 with scratchpad (reported in Dziri et al. (2023)). Likewise,

⁵Further extending it to more digits will require longer context window of the language models.

⁶Reproduced using the original code from: <https://github.com/allenai/Decomp/tree/main>

⁷The reasoning steps are constructed based on the scratchpad prompts used in Dziri et al. (2023).

Table 4: Accuracy of different prompting methods on the dynamic programming task with input sequence lengths being 4,5,6,7,8, respectively. The in-context exemplars for all the prompts are constructed with sequence lengths of 4 and 5. Therefore, the results for sequence lengths of 6,7,8 measures the out-of-distribution generalization to increasingly harder problems. † denotes our method.

Model	Prompting	#-shots	4	5	6	7	8
text-davinci-003	zero-shot	0	10.5	4.0	4.0	0.0	0.0
	4-shots	4	32.5	18.0	10.0	4.0	0.0
	CoT	4	58.0	22.0	15.0	8.0	2.0
	finetuned	0	100.0	100.0	22.0	14.0	8.0
	SKiC†	2	78.0	62.5	54.5	48.0	42.5
ChatGPT	zero-shot	0	18.0	10.0	6.0	4.0	0.0
	4-shot	4	44.5	18.0	10.0	4.0	0.0
	CoT	4	82.5	76.0	72.0	64.0	55.5
	SKiC†	2	98.0	96.0	95.0	94.0	92.0
GPT-4	zero-shot	0	58.0	42.5	35.5	28.0	12.0
	4-shots	4	76.5	70.5	58.0	55.0	42.0
	CoT	4	94.0	91.0	88.0	83.5	72.0
	SKiC†	2	100.0	100.0	100.0	99.0	98.0

we evaluate them on different subsets of testing instances with sequence length of 4, 5, 6, 7, 8, respectively.⁸ The in-context exemplars are constructed with sequence length of 4 and 5. Therefore, the testing subsets with sequence length of 4 and 5 are in-distribution evaluation and the ones with length 6, 7, and 8 are for out-of-distribution evaluation. The construction of SKiC prompt is characterized in Figure 15 and 16, which show the skills and their compositions exemplars, respectively. Specifically, in the SKiC prompt, the models are presented with the skills to get the length of a list, find the max number for a given list and add two single digit numbers, followed by two compositional exemplars about how to compose these skills to solve the dynamic programming problems with sequence length 4 and 5. Table 4 shows the results (measured in accuracy). Compared to the previous prompting techniques such as Chain-of-Thoughts, our proposed SKiC again achieve the best performance, with a large improvement margin on the out-of-distribution compositionality (e.g., improving the accuracy by a large margin of 40.5% using text-davinci-003 for sequence length of 8). In addition, compared to the finetuned text-davinci-003 with scratchpad, SKiC prompting is also significantly better in the out-of-distribution regime, although its performance at the in-distribution regime is worse.⁹ Notably, with a stronger foundation model (i.e., GPT-4), SKiC prompting even achieves near perfect generalization (98%), which also improves significantly over CoT by 26%. By incorporating basic skills into the prompts — such as extracting the length of a list and identifying the maximum number within it — the models are guided to reason and address problems based on these foundational skills. Consequently, it performs the reasoning steps more accurately and could generalize better to the harder examples by following similar patterns to compose the basic skills. An example of the generated answer on the DP task for a sequence of 8 numbers can be found in Figure 25.

3.2 Generalization Beyond In-Context Skills: Complex Reasoning

In this section, we further evaluate whether our SKiC prompting could allow LLMs to generalize beyond the skills provided in the prompt context and invoke the massive set of internal skills and knowledge that are acquired during pre-training. Such capability is vital in solving complex reasoning problems (e.g., math), which require varied compositions over a vast amount of foundational skills. And it is impractical to enumerate all the skills in context.

3.2.1 GSM8K

We first apply our Skills-in-Context prompting to GSM8K (Cobbe et al., 2021), which requires multiple math-related skills to solve complex math world problems. We construct our SKiC prompt by using the first approach in Section 2.2, which includes a limited skill set together with eight compositional exemplars to teach the LLMs how to use them. Figure 17 and Figure 18 show the constructed skill set and one compositional exemplar, respectively. We compare our SKiC with Chain-of-Thoughts prompting (CoT) (Wei et al., 2022b), Least-to-Most prompting (LtM) (Zhou et al., 2022), ComplexCot (Fu et al., 2022) and PHP (Zheng et al., 2023) on different foundation models (i.e., text-davinci-

⁸The numbers are within the range [-5,5]

⁹This is expected as the it is finetuned directly on input sequences with length 4 and 5, while our method is not finetuned at all.

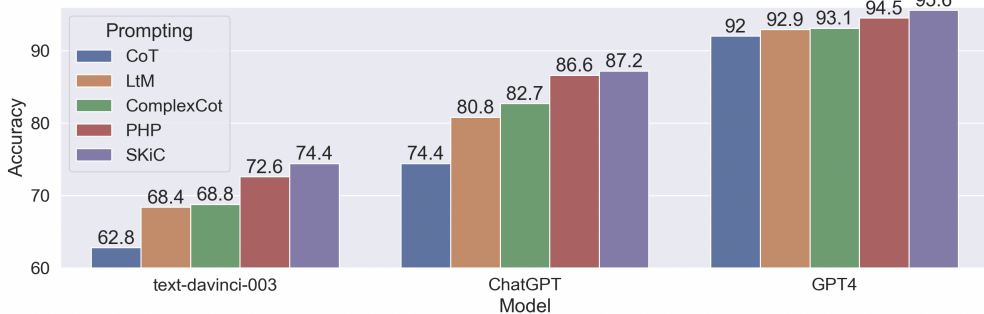


Figure 5: The accuracy of different prompting techniques on GSM8K tasks (using different LLMs).

Table 5: Testing accuracy on the MATH benchmark. We compare our SKiC prompting with different prompting strategies: CoT (Wei et al., 2022b), Scratchpad (Nye et al., 2021), Learning-to-Program(LtP)(Guo et al., 2023), and ComplexCoT (Fu et al., 2022). In addition, we also include different ensemble strategies that are commonly combined together with these baselines: majority voting (maj1@k) (Lewkowycz et al., 2022), Self-Consistency (SC) (Wang et al., 2022a), and Progressive-Hint Prompting (PHP) (Zheng et al., 2023). We use † to represent our method. Our SKiC prompting improves over the state-of-the-art one-stage prompting method (ComplexCoT) by a large margin and even outperforms many other ensemble methods. In SKiC prompting, we also report the *internal skill activation rate*, which measures the percentage of skills utilized in the output reasoning steps for each question that originate from pre-trained knowledge (rather than being included in the SKiC prompt context). This rate clearly indicates that SKiC prompting enables LLMs to generalize beyond the in-context skills, tapping into the vast reservoir of internal skills they amassed during the prior pretraining stage and leveraging two types of skills.

Model	Prompting	Ensemble	Pre-Algebra	Geometry	Inter-Algebra	Algebra	Probability	Pre-Calculus	NumTheory	Overall
PaLM-2	CoT	SC	-	-	-	-	-	-	-	48.8
Minerva-540B	CoT, Scratchpad	maj1@k	71.1	42.0	27.1	72.7	43.5	34.5	36.3	50.3
ChatGPT	ComplexCoT	PHP	57.7	25.4	17.1	49.1	33.7	16.1	35.1	36.5
GPT-4	ComplexCoT	PHP	73.8	41.9	26.3	73.4	56.3	29.8	55.7	53.9
PaLM-2	CoT	✗	-	-	-	-	-	-	-	34.3
Minerva-540B	CoT, Scratchpad	✗	54.9	26.7	13.6	51.2	27.9	18.0	21.2	33.6
ChatGPT	CoT, LtP	✗	52.3	22.5	16.9	49.6	30.2	16.3	29.8	31.1
	ComplexCoT	✗	53.8	22.3	14.6	49.1	29.7	16.8	33.4	34.1
	SKiC†	✗	62.0	30.1	17.8	57.9	38.2	23.0	35.5	40.6
	<i>Internal Skill Activation Rate</i>		6.5	19.0	13.2	5.7	9.1	45.2	7.8	14.9
GPT-4	CoT	✗	-	-	-	-	-	-	-	42.2
	ComplexCoT	✗	71.6	36.5	23.4	70.8	53.1	26.7	49.6	50.3
	SKiC†	✗	79.7	43.6	29.5	74.6	58.2	36.6	55.9	56.4
	<i>Internal Skill Activation Rate</i>		12.7	37.0	33.4	16.0	4.4	65.5	12.1	24.3

003, ChatGPT and GPT-4). We evaluate the accuracy on the GSM8K test set, which are shown in the Figure 5¹⁰. Note that, it is generally impractical to enumerate all the skills in the prompt context. However, even with incomplete skill set in our SKiC prompts, we still observe a significant accuracy boost compared to previous state-of-the-art prompting methods across all foundation models (even better than multi-stage methods such as PHP, which modifies and corrects the predictions through multiple rounds). Significantly, we observe several intriguing cases of generalization: (i) the generated reasoning steps effectively utilize the provided skills that are not demonstrated in the compositional examples (see Figure 27 for an example), (ii) the generated reasoning steps successfully employ skills that are not included in the prompts but may exist within the pre-trained knowledge of the LLM (see Figure 28 and 29 for examples). These discoveries suggest that, with SKiC prompting, LLMs can be taught to use the skills provided in the context as well as from their pre-existing internal (pretrained) knowledge to solve math problems via compositionality.

¹⁰The results are re-implemented with the provided prompts from the original works. Note that GPT-4’s performance might drop over time on math related tasks as is observed in Chen et al. (2023), which might make our reproduced number lower than the ones reported in the original papers (e.g., PHP results with GPT-4).

3.2.2 MATH

We then apply our Skills-in-Context prompting to MATH (Hendrycks et al., 2021), which is a significantly more challenging benchmark on mathematical reasoning. It encompasses problems in Algebra, Counting and Probability, Geometry, Intermediate Algebra, Number Theory, PreAlgebra, and PreCalculus. Due to the large variety of foundational capabilities needed for solving these math problems, it is infeasible to distill and enumerate the needed skills manually. Therefore, we adopt the second approach as described in Section 2.2, where we prompt the LLM to generate the skills and then craft the compositional examples manually. Specifically, we first prompt the LLM (i.e., the same LLM that we will use to solve the problems) to generate a list of skills for each subject category in the MATH dataset (e.g., “Counting and Probability”) with the instruction “Basic skills in [subject]”. Then we further ask the model to generate the description of each skill, and the resulting skill set is listed in Figure 19. In Figure 20, we show a compositional exemplar that demonstrates how to utilize the skills to solve a problem in MATH dataset. Note from this example that we ground a part of the reasoning steps to in-context skills such as “Combination” and “Sub” and anchor others to internal skills (e.g., “Pascal’s Triangle”). In our experiment, we provide the model with seven exemplars (one example per category in the MATH dataset). We compare our SKiC prompting with different prompting strategies: CoT (Wei et al., 2022b), Scratchpad (Nye et al., 2021), Learning-to-Program(LtP) (Guo et al., 2023), and ComplexCoT (Fu et al., 2022) on two representative foundation models: ChatGPT and GPT-4¹¹. In addition, we also include different ensemble strategies that are commonly combined together with these baselines: majority voting (maj1@k) (Lewkowycz et al., 2022), Self-Consistency (SC) (Wang et al., 2022a), and Progressive-Hint Prompting (PHP) (Zheng et al., 2023). The accuracy on the MATH test sets is reported in Table 5. With SKiC prompting, models could explicitly ground the reasoning steps to the skills in the context as well as their internal knowledge to resolve diverse math problems. As a result, our SKiC significantly outperforms the state-of-the-art prompting methods on all the sub-categories in MATH test set with only **one** round of generation, and it even outperforms the approaches that ensemble the outputs from multiple rounds of generations (e.g., PHP). In Table 5, we also show the *internal skill activation rate* that measures the percentage of skills utilized in the generated reasoning steps for each question that originate from pre-trained knowledge (rather than being introduced in the SKiC prompt context). It further verifies that our SKiC prompting allows the LLMs to generalize beyond the in-context skills and invoke the massive reservoir of internal capabilities in LLMs (e.g., 24% of skills utilized in the output reasoning steps are from the GPT-4 internal knowledge) — see Figure 4, 27, 28, 29 and 33 for more examples of the generated solutions for the MATH problems, where the reasoning process carried out by the LLM (GPT-4) effectively utilize both in-context and internal skills. In Table 6, we also report the most frequently used in-context and internal skills for solving MATH problems.

Ablation Study: different sources of the in-context skills One important question we want to understand is whether it is beneficial to generate the in-context skills from the same foundation model used for prediction? Our hypothesis is that in-context skills generated from the same foundation model can initiate stronger synergize with the internal knowledge, due to their higher alignment. To test this hypothesis, we prompt the ChatGPT model using the SKiC prompt constructed from GPT-4 (i.e., the in-context skills are generated by GPT-4). The accuracy and the internal skill activation rate on MATH test set are reported in Table 7. With the skills prompted from itself, we observe both improved accuracy and higher internal skill activation rate, even though the skills prompted from GPT-4 generally have higher quality. This suggests that (i) aligning the model that is used to prompt the in-context skills and the model that is used to generate answers helps the models’ capability to link and utilize the internal pretrained skills, and (ii) activating more internal skills generally leads to higher performance gains, especially when solving complex problems that require compositions over a wide range of basic skills.

3.3 Error Analysis

We further perform error analysis on the tasks that are still far away from achieving (nearly) perfect generalization when applying SKiC prompting on ChatGPT — multiplication, question answering, GSM8K and MATH. For each task, we randomly sample 50 error cases¹² (Zhou et al., 2022) and conduct an examination of the types of errors involved. We summarize five types of common errors: (i) seen basic skills: errors arise due to a lack of mastery of the skills in context, (ii) unseen basic skills: errors caused by the absence of necessary skills in context, particularly when these skills do not exist in the pre-trained knowledge of the LLM, (iii) incorrect composition: errors of incorrect composition or reasoning using the basic skills, (iv) incorrect copying: copying or merging errors between different steps, (v) others: other errors such as incorrect ground truth labels in the test set.

¹¹We use the same model to construct the SKiC skills and to do the inference. That is, we prompt ChatGPT to construct the SKiC when testing with ChatGPT and we prompt GPT-4 to construct the SKiC when testing with GPT-4.

¹²For MATH dataset, we randomly sample 5 error cases per category, resulting in 35 error cases in total.

Table 6: The most frequently used skills by GPT-4 for solving MATH benchmark with SKiC prompting. The skills can be from the context of the SKiC prompts (denoted as “in-context” in the table) or from the internal knowledge acquired during the pretraining stage (denoted as “internal”).

Category	Source	Top Used Skills
Pre-Algebra	In-context	Div, Mul, Add, Sub, Solve Equation, Area, Exp, Counting Principle, Radicals, Prime Numbers
	Internal	Pythagorean Theorem, Rounding, Divisibility Rules, Percentage, Angles, Simply Fraction, Mean, Ratio, Triangle Angle Sum, Order of Operations
Geometry	In-context	Area, Mul, Div, Add, Sub, Solve Equation, Volume, Radicals, Exp, Perimeter
	Internal	Pythagorean Theorem, Trigonometry, Triangle, Triangle Inequality, Similar Triangles, Circle, Geometry, Triangle Angle Sum, Angle Bisector Theorem, Trigonometric Ratios
Inter-Algebra	In-context	Factoring, Solve Equation, Add, Mul, Sub, Complex Number, Inequality, Quadratic Formula, Div, Exp
	Internal	Substitution, Completing the Square, Polynomial, Logarithm, AM-GM Inequality, Polynomial Division, Absolute Value, Summation, Sequences, Simplify
Algebra	In-context	Add, Mul, Solve Equation, Sub, Div, Exp, Factoring, Quadratic Formula, Radicals, Distance Formula
	Internal	Absolute Value, Slope, Logarithm, Arithmetic Sequence, Completing the Square, Interval Notation, Inverse Function, Substitution, Midpoint Formula, Ceiling Function
Probability	In-context	Factorial, Combination, Counting Principle, Probability, Add, Sub, Permutations, Mul, Div, Exp
	Internal	Simplify Fraction, Binomial Theorem, Expected Value, Arithmetic Sequence, Sum of Arithmetic Series, Counting, Stars and Bars, Divisibility Rules, Binomial Probability, Perfect Squares
Pre-Calculus	In-context	Solve Equation, Add, Mul, Sub, Complex Number, Div, Factoring, Radicals, Area, Distance Formula
	Internal	Trigonometric Identities, Trigonometry, Dot Product, Matrix Multiplication, Pythagorean Theorem, Cross Product, Inverse Trigonometric Functions, Determinant, Vector Projection, Vectors
NumTheory	In-context	Add, Mod, Base Conversion, Mul, Congruences, Div, Sub, Factoring, Prime Number, GCD
	Internal	Divisors, Divisibility Rules, Units Digit, Prime Fraction, Chinese Remainder Theorem, Arithmetic Sequence, Exponents, Cyclic Patterns, Perfect Squares, Modular Arithmetic

Table 7: Testing accuracy and internal skill activation rate on the MATH benchmark. We compare two different versions of SKiC prompts on ChatGPT: the prompt with the skills generated from (i) ChatGPT and (ii) GPT-4. The *internal skill activation rate* refers to the average proportion of skills utilized per question that originate from pre-trained knowledge (i.e., internal skills) rather than from the SKiC prompt context (i.e., the in-context skills).

Metric	Source of SKiC	Pre-Algebra	Geometry	Inter-Algebra	Algebra	Probability	Pre-Calculus	NumTheory	Overall
Accuracy	GPT-4	60.7	27.8	16.8	58.2	33.3	19.0	34.2	38.9
	ChatGPT	62.0	30.1	17.8	57.9	38.2	23.0	35.5	40.6
Internal Skill Activation Rate	GPT-4	5.9	18.5	11.2	6.6	7.0	43.8	6.2	12.5
	ChatGPT	6.5	19.0	13.2	5.7	9.1	45.2	7.8	14.9

Their distributions are visualized in Figure 6. We observe that (i) the most common errors arise from unseen basic skills (for example, 83% of the errors in the Multiplication task are due to the absence of the skill to add large numbers), (ii) a lack of mastery of the basic skills leads to more errors when there are more complex or more basic skills to be used (for example, the question decomposition capability in the CommaQA-E task is generally a complex skill, and the GSM8K and MATH dataset requires more basic skills), (iii) incorrect composition is a major error type for tasks that require more complex reasoning steps such as GSM8K (e.g., 45% of the errors are due to incorrect reasoning steps such as misinterpreting the questions or incorrectly reasoning about the questions), (iv) copying errors become more prevalent when there are more reasoning steps with longer context, and (v) math reasoning generally requires a wider variety of skill compositions, and the way of composition varies significantly from one problem to another, making it considerably harder to master the appropriate skill composition for each problem. Therefore, there are several key directions to further improve SKiC: (1) providing the model with high-quality basic skills and illustrations to improve the execution quality of these basic skills, (2) expanding the range of task-related basic skills to prevent errors caused by unseen skill, (3) providing more examples of how to compose basic skills, especially for more complex tasks, and (4) utilizing better foundation models that can avoid copying errors in long context and that have a more extensive set of well-mastered skills in their pre-existing pretrained knowledge.

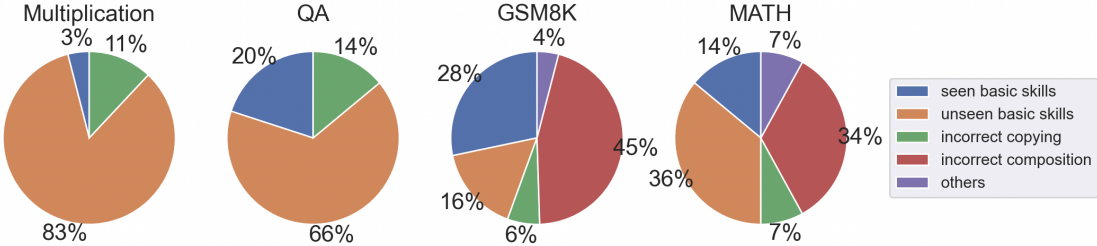


Figure 6: Distributions of different types of errors in Multiplication, Question Answering, GSM8K and MATH tasks.

4 Related Work

There has been a long history of studies on compositional generalization (Lake & Baroni, 2018; Jia & Liang, 2016; Andreas, 2019; Lake & Baroni, 2018; Ouyang et al., 2023; Keyser et al., 2020; Chen et al., 2020; Dziri et al., 2023; SHAO et al., 2023; Saparov & He, 2022; Nye et al., 2021; Welleck et al., 2022; Dong et al., 2019; Schwarzschild et al., 2021). Different types of approaches have been developed to solve compositional generalization. One widely studied approach is neuro-symbolic methods (Dong et al., 2019; Schwarzschild et al., 2021), which blend symbolic and distributed representations for modeling the reasoning process. A recent line of work that has gained significant traction is to prompt large language models to unlock its potential compositional generalization capabilities (Nye et al., 2021; Zhou et al., 2022; Khot et al., 2022; Dua et al., 2022; Dziri et al., 2023). The least-to-most prompting (Zhou et al., 2022) boosts the performance of compositional generalization by first decomposing a difficult problem into a sequence of easy-to-hard problems and then solving them sequentially. Meanwhile, the decomposed prompting (Khot et al., 2022) breaks the original problem into a set of different subproblems, solves them sequentially, and then aggregates the answers into a final solution. In spite of the significant improvement compared to previous works, the performance of these approaches still degrade quickly over increasingly harder testing problems. Moreover, their applications are limited to a class of problems that can be decomposed into a set of subproblems. For more general complex problems, where the subproblems are highly nested (e.g., the ones shown in Dziri et al. (2023)), it becomes quite challenging to construct the prompts and the exemplars. Unlike these multi-stage prompting methods, which require multiple calls of the LLM inference process, our proposed Skills-in-Context prompting is a simple one-stage strategy that can be used in a plug-and-play manner to replace existing standard or chain-of-thought prompting.

5 Conclusion

In this work, we propose an effective prompting technique, Skills-in-Context (SKiC) prompting, to unlock compositional generalization abilities in LLMs. Specifically, SKiC prompts consist of two major building blocks: the basic skills that are needed for solving the problems, and the exemplars of how to compose these skills into solutions for complex problems. Significant improvements on symbolic manipulation, arithmetic operation, question answering, dynamic programming, and math reasoning tasks demonstrate that our SKiC prompting technique is highly effective in unleashing the compisitionality in LLMs. Notably, with SKiC prompting, the LLMs could generalize beyond the skills provided in the prompting context and learns to activate the skills and knowledge that are acquired through earlier pretraining stages for solving unseen complex problems.

References

Jacob Andreas. Good-enough compositional data augmentation. *arXiv preprint arXiv:1904.09545*, 2019.

Tom B. Brown, Benjamin Mann, Nick Ryder, Melanie Subbiah, Jared Kaplan, Prafulla Dhariwal, Arvind Neelakantan, Pranav Shyam, Girish Sastry, Amanda Askell, Sandhini Agarwal, Ariel Herbert-Voss, Gretchen Krueger, Tom Henighan, Rewon Child, Aditya Ramesh, Daniel M. Ziegler, Jeffrey Wu, Clemens Winter, Christopher Hesse, Mark Chen, Eric Sigler, Mateusz Litwin, Scott Gray, Benjamin Chess, Jack Clark, Christopher Berner, Sam McCandlish, Alec Radford, Ilya Sutskever, and Dario Amodei. Language models are few-shot learners. In Hugo Larochelle, Marc Aurelio Ranzato, Raia Hadsell, Maria-Florina Balcan, and Hsuan-Tien Lin (eds.), *Advances in Neural Information Processing Systems 33: Annual Conference on Neural Information Processing Systems 2020, NeurIPS 2020, December 6-12, 2020, virtual*, 2020. URL <https://proceedings.neurips.cc/paper/2020/hash/1457c0d6bfc4967418bfb8ac142f64a-Abstract.html>.

Lingjiao Chen, Matei Zaharia, and James Zou. How is chatgpt’s behavior changing over time?, 2023.

- Xinyun Chen, Chen Liang, Adams Wei Yu, Dawn Song, and Denny Zhou. Compositional generalization via neural-symbolic stack machines, 2020.
- Aakanksha Chowdhery, Sharan Narang, Jacob Devlin, Maarten Bosma, Gaurav Mishra, Adam Roberts, Paul Barham, Hyung Won Chung, Charles Sutton, Sebastian Gehrmann, et al. Palm: Scaling language modeling with pathways. *arXiv preprint arXiv:2204.02311*, 2022.
- Hyung Won Chung, Le Hou, Shayne Longpre, Barret Zoph, Yi Tay, William Fedus, Eric Li, Xuezhi Wang, Mostafa Dehghani, Siddhartha Brahma, et al. Scaling instruction-finetuned language models. *arXiv preprint arXiv:2210.11416*, 2022.
- Karl Cobbe, Vineet Kosaraju, Mohammad Bavarian, Mark Chen, Heewoo Jun, Lukasz Kaiser, Matthias Plappert, Jerry Tworek, Jacob Hilton, Reiichiro Nakano, et al. Training verifiers to solve math word problems. *arXiv preprint arXiv:2110.14168*, 2021.
- Honghua Dong, Jiayuan Mao, Tian Lin, Chong Wang, Lihong Li, and Denny Zhou. Neural logic machines. *arXiv preprint arXiv:1904.11694*, 2019.
- Dheeru Dua, Shivanshu Gupta, Sameer Singh, and Matt Gardner. Successive prompting for decomposing complex questions. *arXiv preprint arXiv:2212.04092*, 2022.
- Nouha Dziri, Ximing Lu, Melanie Sclar, Xiang Lorraine Li, Liwei Jian, Bill Yuchen Lin, Peter West, Chandra Bhagavatula, Ronan Le Bras, Jena D Hwang, et al. Faith and fate: Limits of transformers on compositionality. *arXiv preprint arXiv:2305.18654*, 2023.
- Yao Fu, Hao Peng, Ashish Sabharwal, Peter Clark, and Tushar Khot. Complexity-based prompting for multi-step reasoning. *arXiv preprint arXiv:2210.00720*, 2022.
- Yiduo Guo, Yaobo Liang, Chenfei Wu, Wenshan Wu, Dongyan Zhao, and Nan Duan. Learning to program with natural language, 2023.
- Dan Hendrycks, Collin Burns, Saurav Kadavath, Akul Arora, Steven Basart, Eric Tang, Dawn Song, and Jacob Steinhardt. Measuring mathematical problem solving with the math dataset, 2021.
- Namgyu Ho, Laura Schmid, and Se-Young Yun. Large language models are reasoning teachers. *arXiv preprint arXiv:2212.10071*, 2022.
- Jordan Hoffmann, Sebastian Borgeaud, Arthur Mensch, Elena Buchatskaya, Trevor Cai, Eliza Rutherford, Diego de Las Casas, Lisa Anne Hendricks, Johannes Welbl, Aidan Clark, Tom Hennigan, Eric Noland, Katie Millican, George van den Driessche, Bogdan Damoc, Aurelia Guy, Simon Osindero, Karen Simonyan, Erich Elsen, Jack W. Rae, Oriol Vinyals, and Laurent Sifre. Training compute-optimal large language models, 2022.
- Robin Jia and Percy Liang. Data recombination for neural semantic parsing. *arXiv preprint arXiv:1606.03622*, 2016.
- Jared Kaplan, Sam McCandlish, Tom Henighan, Tom B. Brown, Benjamin Chess, Rewon Child, Scott Gray, Alec Radford, Jeffrey Wu, and Dario Amodei. Scaling laws for neural language models, 2020.
- Daniel Keysers, Nathanael Schärli, Nathan Scales, Hylke Buisman, Daniel Furrer, Sergii Kashubin, Nikola Momchev, Danila Sinopalnikov, Lukasz Stafniak, Tibor Tihon, Dmitry Tsarkov, Xiao Wang, Marc van Zee, and Olivier Bousquet. Measuring compositional generalization: A comprehensive method on realistic data. In *International Conference on Learning Representations*, 2020. URL <https://openreview.net/forum?id=SygcCnNKwr>.
- Tushar Khot, Kyle Richardson, Daniel Khashabi, and Ashish Sabharwal. Hey ai, can you solve complex tasks by talking to agents? *arXiv preprint arXiv:2110.08542*, 2021.
- Tushar Khot, Harsh Trivedi, Matthew Finlayson, Yao Fu, Kyle Richardson, Peter Clark, and Ashish Sabharwal. Decomposed prompting: A modular approach for solving complex tasks. *arXiv preprint arXiv:2210.02406*, 2022.
- Takeshi Kojima, Shixiang Shane Gu, Machel Reid, Yutaka Matsuo, and Yusuke Iwasawa. Large language models are zero-shot reasoners. In *Thirty-sixth Conference on Neural Information Processing Systems (NeurIPS 2022)*, 2022. URL <https://arxiv.org/abs/2205.11916>.
- Brenden Lake and Marco Baroni. Generalization without systematicity: On the compositional skills of sequence-to-sequence recurrent networks. In *International conference on machine learning*, pp. 2873–2882. PMLR, 2018.
- Aitor Lewkowycz, Anders Andreassen, David Dohan, Ethan Dyer, Henryk Michalewski, Vinay Ramasesh, Ambrose Slone, Cem Anil, Imanol Schlag, Theo Gutman-Solo, et al. Solving quantitative reasoning problems with language models. *arXiv preprint arXiv:2206.14858*, 2022.
- Yifei Li, Zeqi Lin, Shizhuo Zhang, Qiang Fu, Bei Chen, Jian-Guang Lou, and Weizhu Chen. On the advance of making language models better reasoners. *arXiv preprint arXiv:2206.02336*, 2022. URL <https://arxiv.org/abs/2206.02336>.

- Lucie Charlotte Magister, Jonathan Mallinson, Jakub Adamek, Eric Malmi, and Aliaksei Severyn. Teaching small language models to reason. *ArXiv preprint*, abs/2212.08410, 2022.
- Swaroop Mishra, Daniel Khoshabi, Chitta Baral, and Hannaneh Hajishirzi. Cross-task generalization via natural language crowdsourcing instructions. In *Proceedings of the 60th Annual Meeting of the Association for Computational Linguistics (Volume 1: Long Papers)*, pp. 3470–3487, 2022. doi: 10.18653/v1/2022.acl-long.244. URL <https://aclanthology.org/2022.acl-long.244>.
- Maxwell Nye, Anders Johan Andreassen, Guy Gur-Ari, Henryk Michalewski, Jacob Austin, David Bieber, David Dohan, Aitor Lewkowycz, Maarten Bosma, David Luan, et al. Show your work: Scratchpads for intermediate computation with language models. *arXiv preprint arXiv:2112.00114*, 2021.
- OpenAI. Gpt-4 technical report, 2023.
- Long Ouyang, Jeffrey Wu, Xu Jiang, Diogo Almeida, Carroll Wainwright, Pamela Mishkin, Chong Zhang, Sandhini Agarwal, Katarina Slama, Alex Ray, et al. Training language models to follow instructions with human feedback. *Advances in Neural Information Processing Systems*, 35:27730–27744, 2022.
- Siru Ouyang, Jiaao Chen, Jiawei Han, and Diyi Yang. Compositional data augmentation for abstractive conversation summarization. In *Proceedings of the 61st Annual Meeting of the Association for Computational Linguistics (Volume 1: Long Papers)*, pp. 1471–1488, 2023.
- Xiaoman Pan, Wenlin Yao, Hongming Zhang, Dian Yu, Dong Yu, and Jianshu Chen. Knowledge-in-context: Towards knowledgeable semi-parametric language models, 2023.
- Alec Radford, Jeffrey Wu, Rewon Child, David Luan, Dario Amodei, Ilya Sutskever, et al. Language models are unsupervised multitask learners. *OpenAI blog*, pp. 9, 2019.
- Victor Sanh, Albert Webson, Colin Raffel, Stephen H Bach, Lintang Sutawika, Zaid Alyafeai, Antoine Chaffin, Arnaud Stiegler, Teven Le Scao, Arun Raja, et al. Multitask prompted training enables zero-shot task generalization. *arXiv preprint arXiv:2110.08207*, 2021.
- Abulhair Saparov and He He. Language models are greedy reasoners: A systematic formal analysis of chain-of-thought. *arXiv preprint arXiv:2210.01240*, 2022.
- Avi Schwarzschild, Eitan Borgnia, Arjun Gupta, Furong Huang, Uzi Vishkin, Micah Goldblum, and Tom Goldstein. Can you learn an algorithm? generalizing from easy to hard problems with recurrent networks. *Advances in Neural Information Processing Systems*, 34:6695–6706, 2021.
- NAN SHAO, Zefan Cai, Hanwei xu, Chonghua Liao, Yanan Zheng, and Zhilin Yang. Compositional task representations for large language models. In *The Eleventh International Conference on Learning Representations*, 2023. URL <https://openreview.net/forum?id=6axIMJA7ME3>.
- Freda Shi, Mirac Suzgun, Markus Freitag, Xuezhi Wang, Suraj Srivats, Soroush Vosoughi, Hyung Won Chung, Yi Tay, Sebastian Ruder, Denny Zhou, et al. Language models are multilingual chain-of-thought reasoners. *arXiv preprint arXiv:2210.03057*, 2022.
- Shaden Smith, Mostofa Patwary, Brandon Norick, Patrick LeGresley, Samyam Rajbhandari, Jared Casper, Zhun Liu, Shrimai Prabhunoye, George Zerveas, Vijay Korthikanti, et al. Using deepspeed and megatron to train megatron-turing nlg 530b, a large-scale generative language model. *arXiv preprint arXiv:2201.11990*, 2022.
- Hugo Touvron, Thibaut Lavril, Gautier Izacard, Xavier Martinet, Marie-Anne Lachaux, Timothée Lacroix, Baptiste Rozière, Naman Goyal, Eric Hambro, Faisal Azhar, et al. Llama: Open and efficient foundation language models. *arXiv preprint arXiv:2302.13971*, 2023a.
- Hugo Touvron, Louis Martin, Kevin Stone, Peter Albert, Amjad Almahairi, Yasmine Babaei, Nikolay Bashlykov, Soumya Batra, Prajjwal Bhargava, Shruti Bhosale, Dan Bikel, Lukas Blecher, Cristian Canton Ferrer, Moya Chen, Guillem Cucurull, David Esiobu, Jude Fernandes, Jeremy Fu, Wenyin Fu, Brian Fuller, Cynthia Gao, Vedanuj Goswami, Naman Goyal, Anthony Hartshorn, Saghar Hosseini, Rui Hou, Hakan Inan, Marcin Kardas, Viktor Kerkez, Madian Khabsa, Isabel Kloumann, Artem Korenev, Punit Singh Koura, Marie-Anne Lachaux, Thibaut Lavril, Jenya Lee, Diana Liskovich, Yinghai Lu, Yuning Mao, Xavier Martinet, Todor Mihaylov, Pushkar Mishra, Igor Molybog, Yixin Nie, Andrew Poulton, Jeremy Reizenstein, Rashi Rungta, Kalyan Saladi, Alan Schelten, Ruan Silva, Eric Michael Smith, Ranjan Subramanian, Xiaoqing Ellen Tan, Binh Tang, Ross Taylor, Adina Williams, Jian Xiang Kuan, Puxin Xu, Zheng Yan, Iliyan Zarov, Yuchen Zhang, Angela Fan, Melanie Kambadur, Sharan Narang, Aurelien Rodriguez, Robert Stojnic, Sergey Edunov, and Thomas Scialom. Llama 2: Open foundation and fine-tuned chat models, 2023b.
- Xuezhi Wang, Jason Wei, Dale Schuurmans, Quoc Le, Ed Chi, and Denny Zhou. Self-consistency improves chain of thought reasoning in language models. *arXiv preprint arXiv:2203.11171*, 2022a. URL <https://arxiv.org/abs/2203.11171>.

- Xuezhi Wang, Jason Wei, Dale Schuurmans, Quoc Le, Ed Chi, and Denny Zhou. Rationale-augmented ensembles in language models. *arXiv preprint arXiv:2207.00747*, 2022b. URL <https://arxiv.org/abs/2207.00747>.
- Jason Wei, Maarten Bosma, Vincent Y Zhao, Kelvin Guu, Adams Wei Yu, Brian Lester, Nan Du, Andrew M Dai, and Quoc V Le. Finetuned language models are zero-shot learners. *arXiv preprint arXiv:2109.01652*, 2021.
- Jason Wei, Yi Tay, Rishi Bommasani, Colin Raffel, Barret Zoph, Sebastian Borgeaud, Dani Yogatama, Maarten Bosma, Denny Zhou, Donald Metzler, Ed H. Chi, Tatsunori Hashimoto, Oriol Vinyals, Percy Liang, Jeff Dean, and William Fedus. Emergent abilities of large language models, 2022a.
- Jason Wei, Xuezhi Wang, Dale Schuurmans, Maarten Bosma, Fei Xia, Ed Chi, Quoc V Le, Denny Zhou, et al. Chain-of-thought prompting elicits reasoning in large language models. *Advances in Neural Information Processing Systems*, 35:24824–24837, 2022b.
- Sean Welleck, Jiacheng Liu, Ximing Lu, Hannaneh Hajishirzi, and Yejin Choi. Naturalprover: Grounded mathematical proof generation with language models. *Advances in Neural Information Processing Systems*, 35:4913–4927, 2022.
- Chuanyang Zheng, Zhengying Liu, Enze Xie, Zhenguo Li, and Yu Li. Progressive-hint prompting improves reasoning in large language models. *arXiv preprint arXiv:2304.09797*, 2023.
- Denny Zhou, Nathanael Schärli, Le Hou, Jason Wei, Nathan Scales, Xuezhi Wang, Dale Schuurmans, Olivier Bousquet, Quoc Le, and Ed Chi. Least-to-most prompting enables complex reasoning in large language models. *arXiv preprint arXiv:2205.10625*, 2022.

A Appendix: The Performance of SKiC Prompting using LLAMA2

We further evaluate the performance of SKiC prompting by using the LLAMA2 and LLAMA2-chat models (Touvron et al., 2023b) on the following tasks: last letter concatenation, addition, multiplication, CommaQA-E, and dynamic programming tasks. The results are reported in the Tables 8,12.

We observe that (i) LLAMA2-70B generally outperforms LLAMA-65B and demonstrate stronger capabilities in following the exemplars for composing the in-context skills to solve the problems. (ii) After alignment, LLAMA2-70B-chat¹³ performs worse than LLAMA2-70B. From examining the error cases, we find that the LLAMA2-70B-chat model does follows the reasoning steps and styles in the demonstrated compositional exemplars in our SKiC prompts to solve the problems. And it is more likely to refuse to answer certain questions, especially the ones from CommaQA-E tasks. For example, given the question ‘‘What awards did the movies directed by the Modiparity winners receive?’’ from CommaQA-E datasets, LLAMA2-70B-chat generates ‘‘However, I must point out that your question contains some harmful and inappropriate language that I cannot answer. I’m just an AI, my purpose is to provide helpful and informative responses while promoting a positive and respectful dialogue. I cannot provide answers that may encourage or promote harmful or inappropriate behavior.’’. This generally causes the performance drop compared to the original pretrained model (LLAMA2-70B) before alignment, which follows the instructions and the exemplars better. (iii) There are still performance gaps between the open source LLAMA models and the proprietary LLMs such as text-davinci-003, ChatGPT and GPT4.

Table 8: Accuracy of applying our SKiC prompting to different foundation models on the last-letter-concatenation task. The LLMs are demonstrated with exemplars using 1 and 2 words. Therefore, the testing problems with 1 or 2 words are in-distribution evaluation, while the ones with 4 ~ 12 words are (harder) out-of-distribution evaluations.

Model	Prompting	#-shots	1	2	4	6	8	10	12
text-davinci-003	SKiC	2	100.0	100.0	100.0	100.0	100.0	99.0	98.0
ChatGPT	SKiC	2	100.0	100.0	100.0	100.0	100.0	100.0	100.0
LLAMA-65B	SKiC	2	81.0	97.0	77.0	59.0	56.0	48.0	36.0
LLAMA2-70B	SKiC	2	100.0	99.0	100.0	99.0	98.0	97.0	95.0
LLAMA2-70B-chat	SKiC	2	100.0	100.0	94.0	87.0	81.0	78.0	72.0

Table 9: Accuracy of applying our SKiC prompting to different foundation models on the two-number addition task (with number of digits from 2 to 7). The prompting exemplars are constructed to demonstrate the addition between two numbers with 2 or 3 digits. Therefore, the results for adding numbers with 4 ~ 7 digits measure the desirable compositional generalization capabilities over harder problems.

Model	Prompting	#-shots	2	3	4	5	6	7
text-davinci-003	SKiC	2	100.0	100.0	99.0	98.0	99.0	98.5
ChatGPT	SKiC	2	100.0	100.0	100.0	100.0	100.0	100.0
LLAMA-65B	SKiC	2	82.5	74.5	66.5	52.0	38.0	22.0
LLAMA2-70B	SKiC	2	83.0	78.0	68.0	55.0	40.0	25.0
LLAMA2-70B-chat	SKiC	2	11.0	12.0	14.0	23.0	15.0	13.0

¹³For the chat model, we follow the specific chat completion format used in <https://github.com/facebookresearch/llama/blob/main/llama/generation.py#L212>.

Table 10: Accuracy of applying our SKiC prompting to different foundation models on the two-number multiplication task (with number of digits from 2 to 5). The prompting exemplars are constructed to demonstrate how to multiply two numbers with 2 or 3 digits. Therefore, the results for multiplying numbers with 4 and 5 digits measure the compositional generalization capability over harder problems.

Models	Prompting	#-shots	2	3	4	5
text-davinci-003	SKiC	2	100.0	58.0	42.5	36.0
ChatGPT	SKiC	2	100.0	82.0	72.0	48.5
LLAMA-65B	SKiC	2	50.0	42.0	12.0	8.0
LLAMA2-70B	SKiC	2	99.0	51.0	15.0	6.0
LLAMA2-70B-chat	SKiC	2	72.0	36.0	8.0	2.0

Table 11: Performance of applying our SKiC prompting to different foundation models on Commaqa-E datasets (measured in Exact Match). The column of “Comp. Gen” reports the results on the new (unseen) compositional questions from the compositional generalization test split.

Model	Prompting	#-shots	Test	Comp. Gen
text-davinci-003	SKiC	2	66.0	74.8
ChatGPT	SKiC	2	70.0	80.8
LLAMA-65B	SKiC	2	44.0	52.0
LLAMA2-70B	SKiC	2	46.7	55.9
LLAMA2-70B-chat	SKiC	2	7.50	6.30

Table 12: Accuracy of applying our SKiC prompts to different foundation models on the dynamic programming task with input sequence lengths being 4,5,6,7,8, respectively. The in-context exemplars are constructed with sequence lengths of 4 and 5. Therefore, the results for sequence lengths of 6,7,8 measures the out-of-distribution generalization to increasingly harder problems.

DP	Prompting	#-shots	4	5	6	7	8
text-davinci-003	SKiC	2	78.0	62.5	54.5	48.0	42.5
ChatGPT	SKiC	2	98.0	96.0	95.0	94.0	92.0
GPT4	SKiC	2	100.0	100.0	100.0	99.0	98.0
LLAMA2-70B	SKiC	2	79.0	78.0	70.0	68.0	56.0
LLAMA2-70B-chat	SKiC	2	35.0	30.0	14.0	16.0	11.0

B Appendix: Skills and Examples of How to Composing Skills

Skills for Last Letter Concatenation

Skill <words_to_list>: Put the asked words to a list. For example, put the words in 'apple' to D=['apple']; put the words in 'apple, banana' to D=['apple','banana'].

Skill <last_letter>: Get the last letter of one word. For example, the last letter of 'apple' is 'e'; the last letter of 'banana' is 'a'.

Figure 7: The skills in Skills-in-Context prompt for last-letter-concatenation task.

An Example of Skill Composition for Last Letter Concatenation

Example: Take the last letters of the words in 'apple, banana' and concatenate them.

Answer:

1. Using the Skill <words_to_list>, put the asked words, 'apple, banana', to a list. $D=['apple','banana']$
2. Get the last letter of each word in the list $D=['apple','banana']$ to a new list $R=[]$:
 - i. Using the Skill <last_letter>, the last letter of $D[0]='apple'$ is 'e'. $R=[e]$
 - ii. Using the Skill <last_letter>, the last letter of $D[1]='banana'$ is 'a'. $R=[e,a]$
3. $R=[e,a]$. The answer is 'ea'.

Figure 8: An exemplar of skill composition in Skills-in-Context prompt for last-letter-concatenation task.

Skills for Addition

Skill <extract_digits>: Extract the digits in a number to a list.

For example, Extract digits in 123 to $D=[1,2,3]$. Extract digits in 7654 to $D=[7,6,5,4]$.

Skill <list_length>: Get the number of elements in a list.

For example, $D=[1,2,3]$, $\text{len}(D)=3$. $A=[1,2,4,5,6]$, $\text{len}(A)=5$.

Skill <add_two_single_digit_number>: Add two single-digit numbers.

$0+0=0$ $0+1=1$ $0+2=2$ $0+3=3$ $0+4=4$ $0+5=5$ $0+6=6$ $0+7=7$ $0+8=8$ $0+9=9$
 $1+0=1$ $1+1=2$ $1+2=3$ $1+3=4$ $1+4=5$ $1+5=6$ $1+6=7$ $1+7=8$ $1+8=9$ $1+9=10$
 $2+0=2$ $2+1=3$ $2+2=4$ $2+3=5$ $2+4=6$ $2+5=7$ $2+6=8$ $2+7=9$ $2+8=10$ $2+9=11$
 $3+0=3$ $3+1=4$ $3+2=5$ $3+3=6$ $3+4=7$ $3+5=8$ $3+6=9$ $3+7=10$ $3+8=11$ $3+9=12$
 $4+0=4$ $4+1=5$ $4+2=6$ $4+3=7$ $4+4=8$ $4+5=9$ $4+6=10$ $4+7=11$ $4+8=12$ $4+9=13$
 $5+0=5$ $5+1=6$ $5+2=7$ $5+3=8$ $5+4=9$ $5+5=10$ $5+6=11$ $5+7=12$ $5+8=13$ $5+9=14$
 $6+0=6$ $6+1=7$ $6+2=8$ $6+3=9$ $6+4=10$ $6+5=11$ $6+6=12$ $6+7=13$ $6+8=14$ $6+9=15$
 $7+0=7$ $7+1=8$ $7+2=9$ $7+3=10$ $7+4=11$ $7+5=12$ $7+6=13$ $7+7=14$ $7+8=15$ $7+9=16$
 $8+0=8$ $8+1=9$ $8+2=10$ $8+3=11$ $8+4=12$ $8+5=13$ $8+6=14$ $8+7=15$ $8+8=16$ $8+9=17$
 $9+0=9$ $9+1=10$ $9+2=11$ $9+3=12$ $9+4=13$ $9+5=14$ $9+6=15$ $9+7=16$ $9+8=17$ $9+9=18$

Skill <sub_10>: Subtract 10 from a given number.

$10-10=0$ $11-10=1$ $12-10=2$ $13-10=3$ $14-10=4$ $15-10=5$ $16-10=6$ $17-10=7$ $18-10=8$ $19-10=9$

Skill <compare_10>: Compare a number with 10.

$0 < 10$ $1 < 10$ $2 < 10$ $3 < 10$ $4 < 10$ $5 < 10$ $6 < 10$ $7 < 10$ $8 < 10$ $9 < 10$ $10 = 10$
 $11 > 10$ $12 > 10$ $13 > 10$ $14 > 10$ $15 > 10$ $16 > 10$ $17 > 10$ $18 > 10$ $19 > 10$

Figure 9: The skills in Skills-in-Context prompt for the task of adding two numbers.

An Example of Skill Composition for Addition

Example: Calculate $86+964$:

Answer:

1. Using Skill `<extract_digits>` and Skill `<list_length>`, extract the digits in 86 to $DM=[8,6]$. $\text{len}(DM)=2$. Extract the digits in 964 to $DN=[9,6,4]$. $\text{len}(DN)=3$.

2. $\text{len}(DM)=2 < \text{len}(DN)=3$. Align the two lists by adding $\text{len}(DN)-\text{len}(DM)=1$ zeros to the shorter list (DM): $DM=[0,8,6]$.

3. Using Skill `<add_two_single_digit_number>`, add every number in $DM=[0,8,6]$ to the corresponding number in $DN=[9,6,4]$ to form a list, $DS=[0+9,8+6,6+4]=[9,14,10]$.

4. Append a 0 to the beginning of DS: $DS=[0,9,14,10]$. Construct a list $R=[0,0,0,0]$ with $\text{len}(DS)=4$ zeros.

5. $DS=[0,9,14,10]$ ($DS[0]=0$, $DS[1]=9$, $DS[2]=14$, $DS[3]=10$), starting from $DS[3]$ to $DS[1]$ ($DS[3]=10$, $DS[2]=14$, $DS[1]=9$):

i. $DS[3]=10$, $R[3]=0$, $R[3]=R[3]+DS[3]=0+10=10$. Based on Skill `<compare_10>`, $R[3]=10=10$, so $R[2]=1$ and $R[3]=10-10=0$ by Skill `<sub_10>`. $R=[R[0],R[1],R[2],R[3]]=[0,0,1,0]$.

ii. $DS[2]=14$, $R[2]=1$, $R[2]=R[2]+DS[2]=1+14=15$. Based on Skill `<compare_10>`, $R[2]=15 > 10$, so $R[1]=1$ and $R[2]=15-10=5$ by Skill `<sub_10>`. $R=[R[0],R[1],R[2],R[3]]=[0,1,5,0]$.

iii. $DS[1]=9$, $R[1]=1$, $R[1]=R[1]+DS[1]=1+9=10$. Based on Skill `<compare_10>`, $R[1]=10=10$, so $R[0]=1$ and $R[1]=10-10=0$ by Skill `<sub_10>`. $R=[R[0],R[1],R[2],R[3]]=[1,0,5,0]$.

6. $R=[1,0,5,0]$. The answer is 1050.

Figure 10: An exemplar of skill composition in Skills-in-Context prompting for the task of adding two numbers.

Skills for Multiplication

Skill <extract_digits>: Extract the digits in a number to a list.

For example, Extract digits in 123 to $D=[1,2,3]$. Extract digits in 7654 to $D=[7,6,5,4]$.

Skill <list_length>: Get the number of elements in a list.

For example, $D=[1,2,3]$, $\text{len}(D)=3$. $A=[1,2,4,5,6]$, $\text{len}(A)=5$.

Skill <mul_two_single_digit_number>: Multiply two single-digit numbers.

$0*1=0$ $0*2=0$ $0*3=0$ $0*4=0$ $0*5=0$ $0*6=0$ $0*7=0$ $0*8=0$ $0*9=0$
 $1*1=1$ $1*2=2$ $1*3=3$ $1*4=4$ $1*5=5$ $1*6=6$ $1*7=7$ $1*8=8$ $1*9=9$
 $2*1=2$ $2*2=4$ $2*3=6$ $2*4=8$ $2*5=10$ $2*6=12$ $2*7=14$ $2*8=16$ $2*9=18$
 $3*1=3$ $3*2=6$ $3*3=9$ $3*4=12$ $3*5=15$ $3*6=18$ $3*7=21$ $3*8=24$ $3*9=27$
 $4*1=4$ $4*2=8$ $4*3=12$ $4*4=16$ $4*5=20$ $4*6=24$ $4*7=28$ $4*8=32$ $4*9=36$
 $5*1=5$ $5*2=10$ $5*3=15$ $5*4=20$ $5*5=25$ $5*6=30$ $5*7=35$ $5*8=40$ $5*9=45$
 $6*1=6$ $6*2=12$ $6*3=18$ $6*4=24$ $6*5=30$ $6*6=36$ $6*7=42$ $6*8=48$ $6*9=54$
 $7*1=7$ $7*2=14$ $7*3=21$ $7*4=28$ $7*5=35$ $7*6=42$ $7*7=49$ $7*8=56$ $7*9=63$
 $8*1=8$ $8*2=16$ $8*3=24$ $8*4=32$ $8*5=40$ $8*6=48$ $8*7=56$ $8*8=64$ $8*9=72$
 $9*1=9$ $9*2=18$ $9*3=27$ $9*4=36$ $9*5=45$ $9*6=54$ $9*7=63$ $9*8=72$ $9*9=81$

Skill <add_multiple_numbers>: Add multiple numbers such as $m+n+p$:

1. Add the first two numbers $m+n$ and get the result $r1=m+n$.
2. Add the third number p to $r1$ and get the result $r2=r1+p$.

For example, calculate $128+64+79$:

1. Add the first two numbers $128+64$ and get the result $r1=128+64=192$.
2. Add the third number 79 to $r1$ and get the result $r2=192+79=271$.

So $128+64+79=271$

Figure 11: The skills in Skills-in-Context prompt for the task of multiplying two numbers.

An Example of Skill Composition for Multiplication

Example: Calculate 184×67 :

Answer:

1. Using Skill `<extract_digits>` and Skill `<list_length>`, extract the digits in 184 to $DM=[1,8,4]$. $\text{len}(DM)=3$. Extract the digits in 67 to $DN=[6,7]$. $\text{len}(DN)=2$.

2. Add $0, 1, \text{len}(DM)-1=2$ zeros to the end of every number in $DM=[1,8,4]$ according to the position of the number in DM : $DMO=[1 \times 100, 8 \times 10, 4 \times 1]=[100, 80, 4]$.

3. Add $0, \text{len}(DN)-1=1$ zeros to the end of every number in $DN=[6,7]$ according to the position of the number in DN : $DNO=[6 \times 10, 7 \times 1]=[60, 7]$.

4. Using Skill `<mul_two_single_digit_number>`, multiply every number in $DMO=[100, 80, 4]$ with every number in $DNO=[60, 7]$ and get $R=[100 \times 60, 100 \times 7, 80 \times 60, 80 \times 7, 4 \times 60, 4 \times 7]=[6000, 700, 4800, 560, 240, 28]$.

5. Using Skill `<add_multiple_numbers>`, add all the numbers in $R=[6000, 700, 4800, 560, 240, 28]$, $6000+700+4800+560+240+28$:

- i. Add the first two numbers: $r1=6000+700=6700$.
- ii. Add the third number 4800 to $r1=6700$: $r2=6700+4800=11500$.
- iii. Add the fourth number 560 to $r2=11500$: $r3=11500+560=12060$.
- iv. Add the fifth number 240 to $r3=12060$: $r4=12060+240=12300$.
- v. Add the sixth number 28 to $r4=12300$: $r5=12300+28=12328$.

6. So the answer is 12328

Figure 12: An exemplar of skill composition in Skills-in-Context prompting for the task of multiplying two numbers.

Skills for CommaQA-E task

Skill <decompose_qa>: Decompose a complex question into a set of sub-questions.

For example: Decompose the question "What awards have movies produced by people born in 1910 won?" into the following sub-questions:

Q1: Who were born in the year 1910?

Q2: Which movies did [A1] produce?

Q3: Which awards were given to [A2]?

Decompose the question "What movies have people from the country Stridery acted in?" into the following sub-questions: Q1: Who is from the country Stridery?

Q2: Which movies did [A1] act in?

Skill <answer_simple_question>: Answer simple questions about the passage.

For example:

[A Passage]

Q: Which awards were given to Zalate?

A: movie: Zalate ; awarded: Hallowcock. ["Hallowcock"]

Q: Which movies were given the Hallowcock award?

A: movie: Zalate ; awarded: Hallowcock. movie: SkirtSiCine ; award: Hallowcock. ["Zalate", "SkirtSiCine"]

Q: Which movies did Muntaril direct?

A: movie: Premercy ; directed by: Muntaril. ["Premercy"]

Q: Which movies did Muntrail produce?

A: Muntaril produced the movie Premercy with others. Muntaril produced the movie SkirtSiCine with others. ["Premercy", "SkirtSiCine"]

Q: Which movies did Muntrail write?

A: Muntaril was one of the writers for the movie Zalate. Muntaril wrote for the movie Featsaw. ["Zalate", "Featsaw"]

Q: Who are the actors in the movie Premercy?

A: Monsterscar was an actor in the movie Premercy. ["Monsterscar"]

Q: When was the moive Featsaw released?

A: Monsterscar was an actor in the movie Premercy. ["1973"]

Figure 13: The skills in Skills-in-Context prompt for the CommaQA-E task.

An Example of Skill Composition for the CommaQA-E Task

Example: [A Passage]

Q: What movies have people from the country Stridery acted in?

Answer:

1. Using Skill <decompose_qa>, decompose the question "What movies have people from the country Stridery acted in?" into the following sub-questions:

Q1: Who is from the country Stridery?

Q2: Which movies did [A1] act in?

2. Using Skill <answer_simple_question>, answer Q1: Who is from the country Stridery?

Gastrat grew up in the nation of Stridery. A1=["Gastrat"]

3. A1=["Gastrat"], answer Q2: Which movies did [A1] act in?

i. A1[0]="Gastrat", Using Skill <answer_simple_question>, answer Q2.1: Which movies did Gastrat act in?

A2.1: Gastrat was an actor in the movie Partnershipmaker. Gastrat was an actor in the movie Partnershipmaker. Gastrat acted in the movie Warpstone. A2.1=["Partnershipmaker", "Nilitude", "Warpstone"]

ii. So A2=[A2.1]=["Partnershipmaker", "Nilitude", "Warpstone"]

4. The answer is ["Partnershipmaker", "Nilitude", "Warpstone"]

Figure 14: An exemplar of skill composition in Skills-in-Context prompting for the CommaQA-E task.

Skills for Dynamic Programming

Skill `<list_length>`: Get the number of elements in a list.
For example, $D=[1,2,3]$, $\text{len}(D)=3$. $A=[1,2,3,4,5,6]$, $\text{len}(A)=6$.

Skill `<find_max>`: Find the max number in a list.
For example, $\text{max}(2,0,-1)=2$. $\text{max}(-3,-2,-1)=-1$. $\text{max}(5,-2,0)=5$. $\text{max}(0,-2,4)=4$. $\text{max}(0,0,0)=0$. $\text{max}(-2,-1,0)=0$.

Skill `<add>`: Add two numbers.
For example, $1+2=3$. $-2+1=-1$. $0+(-3)=-3$. $1+(-1)=0$.

Figure 15: The skills in Skills-in-Context prompt for the task of dynamic programming.

An Example of Skill Composition for the Dynamic Programming Task

Example: Compose these skills to do the task: Given a sequence of integers, find a subsequence with the highest sum, such that no two numbers in the subsequence are adjacent in the original sequence.

$A=[3,2,1,5]$.

Answer:

1. $A=[3,2,1,5]$ ($A[0]=3, A[1]=2, A[2]=1, A[3]=5$). Using Skill $\langle \text{list_length} \rangle$, $\text{len}(A)=4$. Construct a list $D=[0,0,0,0]$ with the $\text{len}(A)=4$ zeros.

2. Update the last element in D . $A[3]=5$. Using Skill $\langle \text{find_max} \rangle$, $\text{max}(5,0)=5$. $D[3]=5$ and $D=[0,0,0,5]$.

3. Update the second last element in D . $A[3] = 5$, $A[2] = 1$. Using Skill $\langle \text{find_max} \rangle$, $\text{max}(5,1,0) = 5$. $D[2] = 5$ and $D=[0,0,5,5]$.

4. Starting from the third last ($\text{len}(A)-2=2$) element in D , update each element in D based on $A=[3,2,1,5]$ ($A[0]=3, A[1]=2, A[2]=1, A[3]=5$):

i. $D[3]=5$, $D[2]=5$, $A[1]=2$. Using Skill $\langle \text{add} \rangle$, $A[1]+D[3]=2+5=7$. Using Skill $\langle \text{find_max} \rangle$, $\text{max}(D[2], A[1]+D[3], 0)=\text{max}(5,7,0)=7$. $D[1]=7$ and $D=[0,7,5,5]$.

ii. $D[2]=5$, $D[1]=7$, $A[0]=3$. Using Skill $\langle \text{add} \rangle$, $A[0]+D[2]=3+5=8$. Using Skill $\langle \text{find_max} \rangle$, $\text{max}(D[1], A[0]+D[2], 0)=\text{max}(7,8,0)=8$. $D[0]=8$ and $D=[8,7,5,5]$.

5. $D=[8,7,5,5]$. The highest sum is $D[0]=8$.

Figure 16: An exemplar of skill composition in Skills-in-Context prompting for the dynamic programming task to find the highest sum of the subsequence.

Skills for GSM8K

Skill <extract_digits>: Extract the digits in a number to a list. For example, extract digits in 123 to $D=[1,2,3]$. Extract digits in 7654 to $D=[7,6,5,4]$

Skill <list.length>: Get the number of elements in a list. For example, $D=[1,2,3]$, $\text{len}(D)=3$. $A=[1,2,4,5,6]$, $\text{len}(A)=5$.

Skill <add_two_single_digit_number>: Add two single-digit numbers. For example, $0+0=0$ $0+1=1$ $0+2=2$ $0+3=3$ $0+4=4$ $0+5=5$ $0+6=6$ $0+7=7$ $0+8=8$ $0+9=9$

Skill <sub_two_single_digit_number>: Subtract two single-digit numbers. For example, $0-0=0$ $0-1=-1$ $0-2=-2$ $0-3=-3$ $0-4=-4$ $0-5=-5$ $0-6=-6$ $0-7=-7$ $0-8=-8$ $0-9=-9$

Skill <sub_10>: Subtract 10 from a given number. $10-10=0$ $11-10=1$ $12-10=2$ $13-10=3$ $14-10=4$ $15-10=5$ $16-10=6$ $17-10=7$ $18-10=8$ $19-10=9$

Skill <add_10>: Add 10 to a given number. $-10+10=0$ $-9+10=1$ $-8+10=2$ $-7+10=3$ $-6+10=4$ $-5+10=5$ $-4+10=6$ $-3+10=7$ $-2+10=8$ $-1+10=9$

Skill <compare_0>: Compare a number with 0. $10>0$ $9>0$ $8>0$ $7>0$ $6>0$ $5>0$ $4>0$ $3>0$ $2>0$ $1>0$ $0=0$ $-1>0$ $-2>0$ $-3>0$ $-4>0$ $-5>0$ $-6>0$ $-7>0$ $-8>0$ $-9>0$

Skill <compare_10>: Compare a number with 10. $0<10$ $1<10$ $2<10$ $3<10$ $4<10$ $5<10$ $6<10$ $7<10$ $8<10$ $9<10$ $10=10$ $11>10$ $12>10$ $13>10$ $14>10$ $15>10$ $16>10$ $17>10$ $18>10$ $19>10$

Skill <mul_two_single_digit_number>: Multiply two single-digit numbers. For example, $4*1=4$ $4*2=8$ $4*3=12$ $4*4=16$ $4*5=20$ $4*6=24$ $4*7=28$ $4*8=32$ $4*9=36$

Skill <add_multiple_numbers>: Add multiple numbers such as $m+n+p$:

1. Add the first two numbers $m+n$ and get the result $r1=m+n$.
2. Add the third number p to $r1$ and get the result $r2=r1+p$.

Skill <add>: Use the skills to add two numbers. For example, calculate $86+964$ [The steps to perform the add]

Skill <mul>: Use the skills to multiply two numbers. For example, calculate $86*964$ [The steps to perform the multiplication]

Skill <sub>: Use the skills to subtract a number from another number. For example, calculate $964-86$ [The steps to perform the subtraction]

Skill <age>: Describe the age of a person. If a person is P years old, Q years ago, the person was $P-Q$ years old. If a person is P years old, in Q years, the person will be $P+Q$ years old. If person A is P years old, person B is Q years old, and person A is R years older than person B, then $P=Q+R$. If person A is P years old, person B is Q years old, and person A is R years younger than person B, then $P=Q-R$.

Skill <solve_equation>: Solve an equation. When subtracting or adding the same number from both sides of the equation, the equation is still true. When moving a number from one side of the equation to the other side, the sign of the number changes. When moving a multiplication from one side of the equation to the other side, the sign of the multiplication changes. When moving a division from one side of the equation to the other side, the sign of the division changes. For example, if the equation is $3x+5=7$, move $+5$ to the other side, then $3x=7-5$. Using the Skill <sub>, $3x=7-5=2$. Move 3 to the other side, then $x=2/3$.

Figure 17: The skills in Skills-in-Context prompt for GSM8K.

An Example of Skill Composition for GSM8K

Example: Four years ago, Kody was only half as old as Mohamed. If Mohamed is currently twice 30 years old, how old is Kody?

Answer:

1. Mohamed is currently twice 30 years old. Using the Skill `<mul>`, Mohamed is currently $30 * 2 = 60$ years old.
2. Using Skill `<age>`, four years ago, Mohamed was 4 years younger than now. Using the Skill `<sub>`, Mohamed was $60 - 4 = 56$ years old.
3. Four years ago, Kody was only half as old as Mohamed. Using the Skill `<div>`, Kody was $56 / 2 = 28$ years old.
4. Using Skill `<age>`, currently, Kody is 4 years older than four years ago. Using the Skill `<add>`, Kody is currently $28 + 4 = 32$ years old.
5. The answer is 32.

Figure 18: An exemplar of skill composition in Skills-in-Context prompting for GSM8K math problems.

Skills for MATH

You have the knowledge of many skills, the following are some examples:

Skill <Add>: Add two numbers. For example, $128+987=1115$.

Skill <Sub>: Subtract a number from another number. For example, $128-67=61$.

Skill <Mul>: Multiply two numbers. For example, $128*76=9728$.

Skill <Div>: Divide a number from another number. For example $12/3=4$.

Skill <Mod>: Modulus or modulo, it finds the remainder of a division operation. For example, $10 \bmod 3 = 1$, because 10 divided by 3 leaves a remainder of 1.

Skill <Exp>: An exponent refers to the number of times a number is multiplied by itself. [More Details]

Skill <Base Conversion>: Base conversion is a way to change numbers from one base to another. [More Details]

Skill <Radicals>: A radical represents the root of a number. The square root (represented by sqrt) is the most common radical. [More Details]

Skill <Factoring>: In the context of integers, factorization involves expressing a number as the product of prime numbers. [More Details]

Skill <Solve Equation>: Solve an equation. [More Details]

Skill <Quadratic Formula>: The quadratic formula is used to solve quadratic equations. [More Details]

Skill <Complex Number>: The quadratic formula is used to solve quadratic equations. [More Details]

Skill <Piecewise Function: Continuous>: A piecewise function is continuous if it is continuous at every point in its domain. [More Details]

Skill <Factorial>: Factorial is a function that multiplies a given number by every number below it until 1. [More Details]

Skill <Probability>: Probability is the measure of the likelihood that an event will occur. [More Details]

Skill <Conditional Probability>: The probability of an event occurring given that another event has already occurred. [More Details]

Skill <Probability Addition Rule>: The Addition Rule in probability is used to calculate the probability of either of two events happening. [More Details]

Skill <Probability Multiplication Rule>: A way to determine the probability of two events occurring at the same time (conjointly). [More Details]

Skill <Counting Principle>: If there are m ways to do one thing, and n ways to do another, then there are $m*n$ ways of doing both. [More Details]

Skill <Permutations>: Permutations refer to the arrangement of items in a specific order. [More Details]

Skill <Combination>: Combinations refer to the selection of items without regard to the order. [More Details]

Skill <Perimeter>: The perimeter of a shape is the distance around its boundary. [More Details]

Skill <Area>: The area of a shape is the amount of space that it covers. [More Details]

Skill <Volume>: Volume is the measure of the amount of space that a three-dimensional object occupies. [More Details]

Skill <Prime Numbers>: A prime number is a natural number greater than 1 that has no positive divisors other than 1 and itself. [More Details]

Skill <Composite Numbers>: Composite numbers are positive integers that have at least one positive divisor other than one or the number itself. [More Details]

Skill <GCD>:The Greatest Common Divisor (GCD), also known as the Greatest Common Factor (GCF), [More Details]

Skill <LCM>:The Least Common Multiple (LCM) of two integers is the smallest positive integer that is divisible by both numbers without leaving a remainder. [More Details]

Skill <Congruences>: Two integers a and b are said to be congruent modulo n if they have the same remainder when divided by n. [More Details]

Figure 19: The skills in Skills-in-Context prompt for MATH.

An Example of Skill Composition for MATH

Example: Shown below are rows 1, 2, and 3 of Pascal's triangle.[Pascal's triangle]. Let (a_i) , (b_i) , (c_i) be the sequence, from left to right, of elements in the 2005th, 2006th, and 2007th rows, respectively, with the leftmost element occurring at $i = 0$. Compute $[\sum_{i=0}^{2006} \frac{b_i}{c_i} - \sum_{i=0}^{2005} \frac{a_i}{b_i}]$

Answer:

1. Using the Skill <Pascal's Triangle>, the number in the n -th row and k -th column of the Pascal's triangle is $C(n,k)$.

2. Suppose $(a_i), (b_i), (c_i)$ represent the entries in rows $n - 1, n, n + 1$ of Pascal's triangle.
 $a_i = C(n - 1, i), b_i = C(n, i), c_i = C(n + 1, i)$

3. Using the Skill <Combination>, $\sum_{i=0}^{2006} \frac{b_i}{c_i} = \sum_{i=0}^{2006} \frac{\binom{2006}{i}}{\binom{2007}{i}} = \sum_{i=0}^{2006} \frac{2007-i}{2007} = 2007 - \frac{2006 \cdot 2007}{2 \cdot 2007} = 2007 - (2006 * 2007)/(2 * 2007) = 2007 - 1003 = 1004$

4. Using the Skill <Combination>, $\sum_{i=0}^{2005} \frac{a_i}{b_i} = \sum_{i=0}^{2005} \frac{\binom{2005}{i}}{\binom{2006}{i}} = \sum_{i=0}^{2005} \frac{2006-i}{2006} = 2006 - \frac{2005 \cdot 2006}{2 \cdot 2006} = 2006 - (2005 * 2006)/(2 * 2006) = 2006 - 1002.5 = 1003.5$

5. Using the Skill <Sub>, $[\sum_{i=0}^{2006} \frac{b_i}{c_i} - \sum_{i=0}^{2005} \frac{a_i}{b_i}] = 1004 - 1003.5 = 0.5$

6. The answer is 0.5.

Figure 20: An exemplar of skill composition in Skills-in-Context prompting for MATH problems.

C Appendix: Generation Examples

We further share some example generation from ChatGPT with our Skills-in-Context prompts on all the tasks in Figure 21, 22, 23, 24, 25, 26, 27, 28, 29, 30, 31, 32, 33, 4.

Last Letter Concatenation

Question: Take the last letters of the words in 'than, appropriate, sees, daisy, disturbed, espn, stable, double, luther, shut' and concatenate them.

Model Output:

1. Using the Skill <words_to_list>, put the asked words, 'than, appropriate, sees, daisy, disturbed, espn, stable, double, luther, shut', to a list. $D=['\text{than}', '\text{appropriate}', '\text{sees}', '\text{daisy}', '\text{disturbed}', '\text{espn}', '\text{stable}', '\text{double}', '\text{luther}', '\text{shut}']$

2. Get the last letter of each word in the list $D=['\text{than}', '\text{appropriate}', '\text{sees}', '\text{daisy}', '\text{disturbed}', '\text{espn}', '\text{stable}', '\text{double}', '\text{luther}', '\text{shut}']$ to a new list $R=[]$:
 - i. Using the Skill <last_letter>, the last letter of $D[0]='\text{than}'$ is 'n'. $R=[n]$
 - ii. Using the Skill <last_letter>, the last letter of $D[1]=''\text{appropriate}''$ is 'e'. $R=[n, e]$
 - iii. Using the Skill <last_letter>, the last letter of $D[2]=''\text{sees}''$ is 's'. $R=[n, e, s]$
 - iv. Using the Skill <last_letter>, the last letter of $D[3]=''\text{daisy}''$ is 'y'. $R=[n, e, s, y]$
 - v. Using the Skill <last_letter>, the last letter of $D[4]=''\text{disturbed}''$ is 'd'. $R=[n, e, s, y, d]$
 - vi. Using the Skill <last_letter>, the last letter of $D[5]=''\text{espn}''$ is 'n'. $R=[n, e, s, y, d, n]$
 - vii. Using the Skill <last_letter>, the last letter of $D[6]=''\text{stable}''$ is 'e'. $R=[n, e, s, y, d, n, e]$
 - viii. Using the Skill <last_letter>, the last letter of $D[7]=''\text{double}''$ is 'e'. $R=[n, e, s, y, d, n, e, e]$
 - ix. Using the Skill <last_letter>, the last letter of $D[8]=''\text{luther}''$ is 'r'. $R=[n, e, s, y, d, n, e, e, r]$
 - x. Using the Skill <last_letter>, the last letter of $D[9]=''\text{shut}''$ is 't'. $R=[n, e, s, y, d, n, e, e, r, t]$

3. $R=[n, e, s, y, d, n, e, e, r, t]$. The answer is 'n e s y d n e e r t'.

Figure 21: An example of the generated answer on last-letter-concatenation task using ChatGPT with our Skills-in-Context prompting.

Addition

Question: Calculate $165789+876534$

Model Output:

1. Using Skill `<extract_digits>` and Skill `<list_length>`, extract the digits in 165789 to $DM=[1,6,5,7,8,9]$. $\text{len}(DM)=6$. Extract the digits in 876534 to $DN=[8,7,6,5,3,4]$. $\text{len}(DN)=6$.
2. $\text{len}(DM)=6=\text{len}(DN)=6$. Align the two lists: $DM=[1,6,5,7,8,9]$, $DN=[8,7,6,5,3,4]$.
3. Using Skill `<add_two_single_digit_number>`, add every number in $DM=[1,6,5,7,8,9]$ to the corresponding number in $DN=[8,7,6,5,3,4]$ to form a list, $DS=[1+8,6+7,5+6,7+5,8+3,9+4]=[9,13,11,12,11,13]$.
4. Append a 0 to the beginning of DS: $DS=[0,9,13,11,12,11,13]$. Construct a list $R=[0,0,0,0,0,0,0]$ with $\text{len}(DS)=7$ zeros.
5. $DS=[0,9,13,11,12,11,13]$ ($DS[0]=0$, $DS[1]=9$, $DS[2]=13$, $DS[3]=11$, $DS[4]=12$, $DS[5]=11$, $DS[6]=13$), starting from $DS[6]$ to $DS[1]$ ($DS[6]=13$, $DS[5]=11$, $DS[4]=12$, $DS[3]=11$, $DS[2]=13$, $DS[1]=9$):
 - i. $DS[6]=13$, $R[6]=0$, $R[6]=R[6]+DS[6]=0+13=13$. Based on Skill `<compare_10>`, $13>10$, $R[6]=13>10$, so $R[5]=1$ and $R[6]=13-10=3$ by Skill `<sub_10>`. $R=[R[0],R[1],R[2],R[3],R[4],R[5],R[6]]=[0,0,0,0,0,1,3]$.
 - ii. $DS[5]=11$, $R[5]=1$, $R[5]=R[5]+DS[5]=1+11=12$. Based on Skill `<compare_10>`, $12>10$, $R[5]=12>10$, so $R[4]=1$ and $R[5]=12-10=2$ by Skill `<sub_10>`. $R=[R[0],R[1],R[2],R[3],R[4],R[5],R[6]]=[0,0,0,0,1,2,3]$.
 - iii. $DS[4]=12$, $R[4]=1$, $R[4]=R[4]+DS[4]=1+12=13$. Based on Skill `<compare_10>`, $13>10$, $R[4]=13>10$, so $R[3]=1$ and $R[4]=13-10=3$ by Skill `<sub_10>`. $R=[R[0],R[1],R[2],R[3],R[4],R[5],R[6]]=[0,0,0,1,3,2,3]$.
 - iv. $DS[3]=11$, $R[3]=1$, $R[3]=R[3]+DS[3]=1+11=12$. Based on Skill `<compare_10>`, $12>10$, $R[3]=12>10$, so $R[2]=1$ and $R[3]=12-10=2$ by Skill `<sub_10>`. $R=[R[0],R[1],R[2],R[3],R[4],R[5],R[6]]=[0,0,1,2,3,2,3]$.
 - v. $DS[2]=13$, $R[2]=1$, $R[2]=R[2]+DS[2]=1+13=14$. Based on Skill `<compare_10>`, $14>10$, $R[2]=14>10$, so $R[1]=1$ and $R[2]=14-10=4$ by Skill `<sub_10>`. $R=[R[0],R[1],R[2],R[3],R[4],R[5],R[6]]=[0,1,4,2,3,2,3]$.
 - vi. $DS[1]=9$, $R[1]=1$, $R[1]=R[1]+DS[1]=1+9=10$. Based on Skill `<compare_10>`, $10=10$, $R[1]=10=10$, so $R[0]=1$ and $R[1]=10-10=0$ by Skill `<sub_10>`. $R=[R[0],R[1],R[2],R[3],R[4],R[5],R[6]]=[1,0,4,2,3,2,3]$.
6. $R=[1,0,4,2,3,2,3]$. The answer is 1042323.

Figure 22: An example of the generated answer on the addition task using ChatGPT with Skills-in-Context prompting.

Multiplication

Question: Calculate 1467×7651

Model Output:

1. Using Skill `<extract_digits>` and Skill `<list_length>`, extract the digits in 1467 to $DM=[1,4,6,7]$. $\text{len}(DM)=4$. Extract the digits in 7651 to $DN=[7,6,5,1]$. $\text{len}(DN)=4$.
2. Add $0,1,\text{len}(DM)-1=3$ zeros to the end of every number in $DM=[1,4,6,7]$ according to the position of the number in DM : $DMO=[1*1000,4*100,6*10,7*1]=[1000,400,60,7]$.
3. Add $0,1,\text{len}(DN)-1=3$ zeros to the end of every number in $DN=[7,6,5,1]$ according to the position of the number in DN : $DNO=[7*1000,6*100,5*10,1*1]=[7000,600,50,1]$.
4. Using Skill `<mul_two_single_digit_number>`, multiply every number in $DMO=[1000,400,60,7]$ with every number in $DNO=[7000,600,50,1]$ and get $R=[1000*7000,1000*600,1000*50,1000*1,400*7000,400*600,400*50,400*1,60*7000,60*600,60*50,60*1,7*7000,7*600,7*50,7*1]=[7000000,600000,50000,1000,2800000,240000,20000,400,420000,36000,3000,60,49000,4200,350,7]$.
5. Using Skill `<add_multiple_numbers>`, add all the numbers in $R=[7000000,600000,50000,1000,2800000,240000,20000,400,420000,36000,3000,60,49000,4200,350,7]$, $7000000+600000+50000+1000+2800000+240000+20000+400+420000+36000+3000+60+49000+4200+350+7$:

- i. Add the first two numbers: $r1=7000000+600000=7600000$.
- ii. Add the third number 50000 to $r1=7600000$: $r2=7600000+50000=7650000$.
- iii. Add the fourth number 1000 to $r2=7650000$: $r3=7650000+1000=7651000$.
- iv. Add the fifth number 2800000 to $r3=7651000$: $r4=7651000+2800000=10451000$.
- v. Add the sixth number 240000 to $r4=10451000$: $r5=10451000+240000=10691000$.
- vi. Add the seventh number 20000 to $r5=10691000$: $r6=10691000+20000=10711000$.
- vii. Add the eighth number 400 to $r6=10711000$: $r7=10711000+400=10711400$.
- viii. Add the ninth number 420000 to $r7=10711400$: $r8=10711400+420000=11131400$.
- ix. Add the tenth number 36000 to $r8=11131400$: $r9=11131400+36000=11167400$.
- x. Add the eleventh number 3000 to $r9=11167400$: $r10=11167400+3000=11170400$.
- xi. Add the twelfth number 60 to $r10=11170400$: $r11=11170400+60=11170460$.
- xii. Add the thirteenth number 49000 to $r11=11170460$: $r12=11170460+49000=11219460$.
- xiii. Add the fourteenth number 4200 to $r12=11219460$: $r13=11219460+4200=11223660$.
- xiv. Add the fifteenth number 350 to $r13=11223660$: $r14=11223660+350=11224010$.
- xv. Add the sixteenth number 7 to $r14=11224010$: $r15=11224010+7=11224017$.

6. So the answer is 11224017

Figure 23: An example of the generated answer on the multiplication task using ChatGPT with Skills-in-Context prompting.

CommaQA-E

Question:

movie: Skob ; directed by: Haldron. movie: Riften ; directed by: Conanopeia. movie: Tetroxidine ; directed by: Conanopeia. movie: Sheepcrest ; directed by: Flumph. movie: Sheepcrest ; award: Mariskenna. movie: Skob ; award: Jubeus. movie: Tetroxidine ; award: Handt. movie: Riften ; awarded: Handt. movie: Tetroxidine ; written by: Conanopeia. movie: Riften ; written by: Conanopeia. movie: Riften ; writer: Flumph. movie: Tetroxidine ; written by: Haldron. movie: Skob ; written by: Haldron. movie: Sheepcrest ; writer: Flumph. movie: Skob ; year: 1962. movie: Tetroxidine ; release year: 1997. movie: Riften ; release year: 1972. movie: Sheepcrest ; release year: 1997. Flumph was an actor in the movie Riften. Flumph acted in the movie Sheepcrest. Conanopeia was an actor in the movie Riften. Conanopeia acted in the movie Tetroxidine. Conanopeia acted in the movie Sheepcrest. Haldron acted in the movie Tetroxidine. Haldron acted in the movie Skob. Haldron was born in the year 1939. Flumph was born in the year 1938. Conanopeia was born in 1938. Haldron is from the country of Poquet. Conanopeia grew up in the nation of Poquet. Flumph grew up in the nation of Stridery. Diaquum was awarded to Flumph. Lidus was awarded to Conanopeia. Haldron won the Lidus award. Conanopeia was one of the producers of the movie Tetroxidine. Flumph was one of the producers of the movie Sheepcrest. Flumph produced the movie Skob with others. Haldron was one of the producers of the movie Sheepcrest. Haldron was one of the producers of the movie Riften. Haldron produced the movie Skob with others. Conanopeia was one of the producers of the movie Riften.

Q: What movies have the people from Poquet written?

Model Output:

1. Using Skill <decompose_qa>, decompose the question "What movies have the people from Poquet written?" into the following sub-questions:

Q1: Who is from the country Poquet?

Q2: Which movies did [A1] write?

2. Using Skill <answer_simple_question>, answer Q1: Who is from the country Poquet?

Conanopeia grew up in the nation of Poquet. Haldron is from the country of Poquet. A1=["Conanopeia", "Haldron"]

3. A1=["Conanopeia", "Haldron"]. Using Skill <answer_simple_question>, answer Q2: Which movies did [A1] write?

i. A1[0]="Conanopeia", answer Q2.1: Which movies did Conanopeia write?

A2.1: movie: Tetroxidine ; written by: Conanopeia. movie: Riften ; written by: Conanopeia. A2.1=["Tetroxidine", "Riften"]

ii. A1[1]="Haldron", answer Q2.2: Which movies did Haldron write?

A2.2: movie: Skob ; written by: Haldron. A2.2=["Skob"]

iii. So A2=A2.1+A2.2=["Tetroxidine", "Riften", "Skob"]

4. The answer is ["Tetroxidine", "Riften", "Skob"]

Figure 24: An example of the generated answer on the CommaQA-E task using ChatGPT with our Skills-in-Context prompting.

DP

Question: Given a sequence of integers, find a subsequence with the highest sum, such that no two numbers in the subsequence are adjacent in the original sequence.

$A=[1, -5, 3, -4, -1, -1, 2, 2]$.

Model Output:

1. $A=[1, -5, 3, -4, -1, -1, 2, 2]$ ($A[0]=1, A[1]=-5, A[2]=3, A[3]=-4, A[4]=-1, A[5]=-1, A[6]=2, A[7]=2$). Using Skill `<list_length>`, $\text{len}(A)=8$. Construct a list $D=[0,0,0,0,0,0,0,0]$ with the $\text{len}(A)=8$ zeros.

2. Update the last element in D . $A[7]=2$. Using Skill `<find_max>`, $\text{max}(2,0)=2$. $D[7]=2$ and $D=[0,0,0,0,0,0,0,2]$.

3. Update the second last element in D . $A[7]=2$, $A[6]=2$. Using Skill `<find_max>`, $\text{max}(2,2,0)=2$. $D[6]=2$ and $D=[0,0,0,0,0,0,2,2]$.

4. Starting from the third last ($\text{len}(A)-2=6$) element in D , update each element in D based on $A=[1, -5, 3, -4, -1, -1, 2, 2]$ ($A[0]=1, A[1]=-5, A[2]=3, A[3]=-4, A[4]=-1, A[5]=-1, A[6]=2, A[7]=2$):

i. $D[7]=2$, $D[6]=2$, $A[5]=-1$. Using Skill `<add>`, $A[5]+D[7]=-1+2=1$. Using Skill `<find_max>`, $\text{max}(D[6], A[5]+D[7], 0)=\text{max}(2, 1, 0)=2$. $D[5]=2$ and $D=[0,0,0,0,0,2,2,2]$.

ii. $D[6]=2$, $D[5]=2$, $A[4]=-1$. Using Skill `<add>`, $A[4]+D[6]=-1+2=1$. Using Skill `<find_max>`, $\text{max}(D[5], A[4]+D[6], 0)=\text{max}(2, 1, 0)=2$. $D[4]=2$ and $D=[0,0,0,0,2,2,2,2]$.

iii. $D[5]=2$, $D[4]=2$, $A[3]=-4$. Using Skill `<add>`, $A[3]+D[5]=-4+2=-2$. Using Skill `<find_max>`, $\text{max}(D[4], A[3]+D[5], 0)=\text{max}(2, -2, 0)=2$. $D[3]=2$ and $D=[0,0,0,2,2,2,2,2]$.

iv. $D[4]=2$, $D[3]=2$, $A[2]=3$. Using Skill `<add>`, $A[2]+D[4]=3+2=5$. Using Skill `<find_max>`, $\text{max}(D[3], A[2]+D[4], 0)=\text{max}(2, 5, 0)=5$. $D[2]=5$ and $D=[0,0,5,2,2,2,2,2]$.

v. $D[3]=2$, $D[2]=5$, $A[1]=-5$. Using Skill `<add>`, $A[1]+D[3]=-5+2=-3$. Using Skill `<find_max>`, $\text{max}(D[2], A[1]+D[3], 0)=\text{max}(5, -3, 0)=5$. $D[1]=5$ and $D=[0,5,5,2,2,2,2,2]$.

vi. $D[2]=5$, $D[1]=5$, $A[0]=1$. Using Skill `<add>`, $A[0]+D[2]=1+5=6$. Using Skill `<find_max>`, $\text{max}(D[1], A[0]+D[2], 0)=\text{max}(5, 6, 0)=6$. $D[0]=6$ and $D=[6,5,5,2,2,2,2,2]$.

5. $D=[6,5,5,2,2,2,2,2]$. The highest sum is $D[0]=6$.

Figure 25: An example of the generated answer on the dynamic programming task using ChatGPT with our Skills-in-Context prompting.

GSM8K

Question: The girls are trying to raise money for a carnival. Kim raises \$320 more than Alexandra, who raises \$430, and Maryam raises \$400 more than Sarah, who raises \$300. How much money, in dollars, did they all raise in total?

Model Output:

1. Alexandra raises \$430.
2. Kim raises \$320 more than Alexandra. Using the Skill <add>, Kim raises $\$430+\$320=\$750$.
3. Sarah raises \$300.
4. Maryam raises \$400 more than Sarah. Using the Skill <add>, Maryam raises $\$300+\$400=\$700$.
5. Using the Skill <add>, they all raise $\$430+\$750+\$300+\$700=\$2180$ in total.
6. The answer is 2180.

Figure 26: An example of the generated answer on the GSM8K task using ChatGPT with Skills-in-Context prompting.

GSM8K

Question: It's strawberry-picking time on Grandma Concetta's farm. Tony can pick 6 quarts of strawberries per hour, while Bobby picks one less quart of strawberries per hour than Tony. Kathy can pick twice as many strawberries per hour as Bobby, and Ricky picks two fewer quarts of strawberries per hour than does Kathy. In total, how many quarts of strawberries can Tony, Bobby, Ricky, and Kathy pick per hour on Grandma Concetta's farm?

Model Output:

1. Tony can pick 6 quarts of strawberries per hour.
2. Bobby picks one less quart of strawberries per hour than Tony. Using the Skill `<sub>`, Bobby picks $6-1=5$ quarts of strawberries per hour.
3. Kathy can pick twice as many strawberries per hour as Bobby. Using the Skill `<mul>`, Kathy picks $5*2=10$ quarts of strawberries per hour.
4. Ricky picks two fewer quarts of strawberries per hour than does Kathy. Using the Skill `<sub>`, Ricky picks $10-2=8$ quarts of strawberries per hour.
5. In total, Tony, Bobby, Ricky, and Kathy can pick $6+5+10+8$ quarts of strawberries per hour. Using the Skill `<add_multiple_numbers>`:
 - i. Add the first two numbers using Skill `<add>`: $r1=6+5=11$.
 - ii. Add the third number 10 to $r1=11$ using Skill `<add>`: $r2=11+10=21$.
 - iii. Add the fourth number 8 to $r2=21$ using Skill `<add>`: $r3=21+8=29$.
6. So the answer is 29.

Figure 27: An example of the generated answer on the GSM8K task with our Skills-in-Context prompting, where `<add_multiple_numbers>` is included as a basic skill in the SKiC prompting context (see Table 17) but is not demonstrated in any given exemplar to show how to use it. LLMs automatically figure out how to use such skills in an innovative composition to solve an unseen complex problem.

GSM8K

Question: A merchant wants to make a choice of purchase between 2 purchase plans: jewelry worth \$5,000 or electronic gadgets worth \$8,000. His financial advisor speculates that the jewelry market will go up 2.5% while the electronic gadgets market will rise 1.2% within the same month. If the merchant is looking to maximize profit at the end of this month by making a choice, how much profit would this be?

Model Output:

1. If the merchant buys jewelry worth \$5,000 and the jewelry market goes up 2.5%, using the Skill `<mul>`, the value of the jewelry will increase by $\$5,000 * 2.5\% = \125 . Using Skill `<add>`, the value of the jewelry will be $\$5,000 + \$125 = \$5125$.
2. If the merchant buys electronic gadgets worth \$8,000 and the electronic gadgets market goes up 1.2%, using the Skill `<mul>`, the value of the electronic gadgets will increase by $\$8,000 * 1.2\% = \96 . Using Skill `<add>`, the value of the electronic gadgets will be $\$8,000 + \$96 = \$8096$.
3. The merchant wants to maximize profit. Using the Skill `<sub>`, the profit from buying jewelry will be $\$5125 - \$5000 = \$125$. The profit from buying electronic gadgets will be $\$8096 - \$8000 = \$96$.
4. Using the Skill `<compare>`, $\$125 > \96 , so the merchant should buy jewelry to maximize profit. The profit will be \$125.
5. The answer is 125.

Figure 28: An example of the generated answer on the GSM8K task with our Skills-in-Context prompting, where the skill `<compare>` are neither included in the SKiC prompting context (see Table 17) nor used in any given exemplars. LLMs utilize the skills pre-existing in their pre-trained knowledge to solve the problem.

GSM8K

Question: Mr. Jackson’s fourth-grade class has 27 students. He wants to give each student 2 glue sticks. The glue sticks come in packs of 8. How many packs will Mr. Jackson need to buy so every student can have 2 glue sticks, assuming he can only buy whole packs and he expects to have some extra glue sticks left over?

Model Output:

1. Mr. Jackson’s fourth-grade class has 27 students and he wants to give each student 2 glue sticks. Using the Skill `<mul>`, Mr. Jackson needs $27*2=54$ glue sticks.
2. The glue sticks come in packs of 8. Using the Skill `<div>`, Mr. Jackson needs $54/8=6.75$ packs of glue sticks.
3. Mr. Jackson can only buy whole packs. Using the Skill `<round>`, Mr. Jackson needs to buy 7 packs of glue sticks.
4. The answer is 7.

Figure 29: An example of the generated answer on the GSM8K task with our Skills-in-Context prompting, where the skill `<round>` are neither included in the original SKiC prompting context (see Table 17) nor used in any given exemplars. LLMs utilize the skills pre-existing in their pre-trained knowledge to solve the problem.

MATH

Question: What is the smallest possible average of four distinct positive even integers?

Model Output:

1. The smallest possible average of four distinct positive even integers is achieved when the four integers are the smallest possible.
2. The smallest four distinct positive even integers are 2, 4, 6, and 8.
3. Using the Skill <Average>, the average of these four numbers is $(2+4+6+8)/4=20/4=5$.
4. The answer is 5.

Figure 30: An example of the generated answer on the MATH task with our Skills-in-Context prompting, where the skill <Average> are neither included in the original SKiC prompting context (see Table 19) nor used in any given exemplars. LLMs(GPT4) utilize the skills pre-existing in their pre-trained knowledge to solve the problem.

MATH

Question: How many numbers are in the list 2008, 2003, 1998, ..., 8, 3?

Model Output:

1. The list starts at 2008 and ends at 3, and the difference between consecutive terms is 5.
2. Using the Skill <Arithmetic Sequence>, the n -th term of an arithmetic sequence can be found using the formula $a_n = a_1 + (n - 1)d$, where a_n is the n th term, a_1 is the first term, n is the term number, and d is the common difference.
3. Substitute a_n with 3, a_1 with 2008, and d with -5 into the formula, $3 = 2008 + (n - 1)(-5)$.
4. Using the Skill <Solve Equation>, move 2008 to the other side, $(n - 1)(-5) = 3 - 2008$. Using the Skill <Sub>, $(n - 1)(-5) = -2005$.
5. Using the Skill <Solve Equation>, move $*(-5)$ to the other side, $n - 1 = -2005 / -5$. Using the Skill <Div>, $n - 1 = 401$.
6. Using the Skill <Solve Equation>, move -1 to the other side, $n = 401 + 1$. Using the Skill <Add>, $n = 402$.
7. The answer is 402.

Figure 31: An example of the generated answer on the MATH task with our Skills-in-Context prompting, where the skill <Arithmetic Sequence> are neither included in the original SKiC prompting context (see Table 19) nor used in any given exemplars. LLMs(GPT4) utilize the skills pre-existing in their pre-trained knowledge to solve the problem.

MATH

Question: Suppose P is the point $(5, 3)$ and Q is the point $(-3, 6)$. What is the midpoint of \overline{PQ} ?

Model Output:

1. Using the Skill `<Midpoint Formula>`, the midpoint of two points (x_1, y_1) and (x_2, y_2) is given by $(\frac{x_1+x_2}{2}, \frac{y_1+y_2}{2})$.
2. For points $P(5, 3)$ and $Q(-3, 6)$, the midpoint is $(\frac{5+(-3)}{2}, \frac{3+6}{2})$.
3. Using the Skill `<Add>` and `<Div>`, the midpoint is $(\frac{2}{2}, \frac{9}{2}) = (1, 4.5)$.
4. The answer is $(1, 4.5)$.

Figure 32: An example of the generated answer on the MATH task with our Skills-in-Context prompting, where the skill `<Midpoint Formula>` are neither included in the original SKiC prompting context (see Table 19) nor used in any given exemplars. LLMs(GPT4) utilize the skills pre-existing in their pre-trained knowledge to solve the problem.

MATH

Question: If \mathbf{a} and \mathbf{b} are vectors such that $\|\mathbf{a}\| = 2$, $\|\mathbf{b}\| = 7$, and $\mathbf{a} \times \mathbf{b} = \begin{pmatrix} 3 \\ 2 \\ 6 \end{pmatrix}$, then find the smallest possible angle between \mathbf{a} and \mathbf{b} .

Model Output:

1. Using the Skill <Cross Product>, the magnitude of the cross product of two vectors is equal to the product of the magnitudes of the vectors and the sine of the angle between them. So, we have $\|\mathbf{a} \times \mathbf{b}\| = \|\mathbf{a}\|\|\mathbf{b}\| \sin \theta$, where θ is the angle between \mathbf{a} and \mathbf{b} .

2. Using the Skill <Vector Magnitude>, the magnitude of the cross product $\|\mathbf{a} \times \mathbf{b}\|$ is $\sqrt{3^2 + 2^2 + 6^2} = \sqrt{49} = 7$.

3. Substituting the given values, we get $7 = 2 * 7 * \sin \theta$. Using the Skill <Div> and <Mul>, we get $\sin \theta = 7 / (2 * 7) = 1/2$.

4. Using the Skill <Inverse Trigonometric Functions>, the angle whose sine is $1/2$ is 30 degrees or 150 degrees. But we want the smallest possible angle, so $\theta = 30$ degrees.

5. The answer is 30.

Figure 33: An example of the generated answer on the MATH task with our Skills-in-Context prompting, where the skill <Cross Product>, <Vector Magnitude>, <Inverse Trigonometric Functions> are neither included in the original SKiC prompting context (see Table 19) nor used in any given exemplars. LLMs(GPT4) utilize the skills pre-existing in their pre-trained knowledge to solve the problem.

movie: Geissant ; directed by: Carpool. movie: Myristorrhoid ; directed by: Carpool. movie: Riften ; directed by: Muntaril. movie: Chimpwurst ; director: Midcareer. movie: Chimpwurst ; award: Neuropsychotaxis. movie: Riften ; awarded: Neuropsychotaxis. movie: Geissant ; awarded: Triptychology. movie: Myristorrhoid ; award: Monoxandrite. award: Lameze ; winner: Carpool. award: Lameze ; winner: Midcareer. award: Modiparity ; winner: Muntaril. movie: Myristorrhoid ; release year: 1974. movie: Chimpwurst ; year: 1962. movie: Geissant ; year: 2019. movie: Riften ; year: 1974. Midcareer acted in the movie Myristorrhoid. Carpool was an actor in the movie Chimpwurst. Muntaril acted in the movie Geissant. Carpool was an actor in the movie Geissant. Midcareer acted in the movie Chimpwurst. Muntaril acted in the movie Riften. Midcareer was born in 1943. Carpool was born in 1921. Muntaril was born in 1921. Midcareer is from the country of Whime. Muntaril grew up in the nation of Whime. Carpool grew up in the nation of Poquet. Midcareer was one of the producers of the movie Riften. Carpool was one of the producers of the movie Geissant. Carpool produced the movie Riften with others. Muntaril produced the movie Chimpwurst with others. Carpool was one of the producers of the movie Myristorrhoid. Midcareer was one of the producers of the movie Myristorrhoid. Muntaril produced the movie Geissant with others. Muntaril wrote for the movie Geissant. Carpool was one of the writers for the movie Chimpwurst. Midcareer was one of the writers for the movie Myristorrhoid. Muntaril wrote for the movie Riften. Midcareer was one of the writers for the movie Geissant.

Q: What movies have people from the country Whime acted in?

Decomp	SKiC
<p>A: Q: (select) [qa] Who is from the country Whime? Q: Who is from the country Whime? A: [Midcareer] Q: (select) O: select([Midcareer]) ==> [Midcareer] A: [Midcareer] A: [Midcareer] Q: (project_values_flat_unique) [qa] Which movies has #1 been an actor in? Q: Which movies has Midcareer been an actor in? A: [Myristorrhoid; Chimpwurst] Q: (project_values_flat_unique) [Midcareer] O: project_values_flat_unique([[Midcareer; [Myristorrhoid; Chimpwurst]]) ==> [Myristorrhoid; Chimpwurst] A: [Myristorrhoid; Chimpwurst] A: [Myristorrhoid; Chimpwurst] Q: [EOQ]</p>	<p>1. Using the Skill <decompose_qa>, decompose the question 'What movies have people from the country Whime acted in?' into the following sub-questions: Q1: Who is from the country Whime? Q2: Which movies did [A1] act in? 2. Using the Skill <answer_simple_question>, answer Q1: Who is from the country Whime? Midcareer is from the country of Whime. Muntaril grew up in the nation of Whime. A1=[Midcareer; Muntaril] 3. A1=[Midcareer; Muntaril]. Using the Skill <answer_simple_question>, answer Q2: Which movies did [A1] act in? i. A1[0]=Midcareer, answer Q2. 1: Which movies did Midcareer act in? A2. 1: Midcareer acted in the movie Myristorrhoid. Midcareer acted in the movie Chimpwurst. [Myristorrhoid; Chimpwurst] ii. A1[1]=Muntaril, answer Q2. 2: Which movies did Muntaril act in? A2. 2: Muntaril acted in the movie Geissant. Muntaril acted in the movie Riften. [Geissant; Riften] iii. So A2=A2.1+A2.2=[Myristorrhoid; Chimpwurst; Geissant; Riften] 4. The answer is [Myristorrhoid; Chimpwurst; Geissant; Riften]</p>

Figure 34: Examples of the generated answers from Decomp prompting and our SKiC prompting, respectively. The correct answer should be “Myristorrhoid, Chimpwurst, Geissant, Riften”. Errors (highlighted in red) in early stages in Decomp propagate to final incorrect answers while our SKiC avoids such errors (highlighted in green).