

# Position Uncertainty in a Sequential Public Goods Game: An Experiment

Chowdhury Mohammad Sakib Anwar\*      Konstantinos Georgalos†

August 2, 2023

## Abstract

Gallice and Monzón (2019) present a natural environment that sustains full co-operation in one-shot social dilemmas among a finite number of self-interested agents. They demonstrate that in a sequential public goods game, where agents lack knowledge of their position in the sequence but can observe some predecessors' actions, full contribution emerges in equilibrium due to agents' incentive to induce potential successors to follow suit. In this study, we aim to test the theoretical predictions of this model through an economic experiment. We conducted three treatments, varying the amount of information about past actions that a subject can observe, as well as their positional awareness. Through rigorous structural econometric analysis, we found that approximately 25% of the subjects behaved in line with the theoretical predictions. However, we also observed the presence of alternative behavioural types among the remaining subjects. The majority were classified as conditional co-operators, showing a willingness to cooperate based on others' actions. Some subjects exhibited altruistic tendencies, while only a small minority engaged in free-riding behaviour.

*Keywords:* Position uncertainty · Conditional co-operation · Social dilemma · Experiment · Finite mixture models

*JEL codes:* C91 · D64 · H41

---

\*Business School, Faculty of Business, Law & Digital Technology, University of Winchester, SO22 4NR, Winchester, U.K., ✉: sakib.anwar@winchester.ac.uk, ORCID: 0000-0002-0223-7963

†Department of Economics, Lancaster University Management School, LA1 4YX, Lancaster, U.K., ✉: k.georgalos@lancaster.ac.uk, ORCID: 0000-0002-2655-4226

We are grateful to the Department of Economics from the Lancaster University Management School for providing the funds for this study. We are thankful to Renaud Foucart, Alexander Matros, Sonali Sen Gupta, David Rietzke and participants in the 2023 Liverpool Economic Theory and Experimental Workshop. The study has been pre-registered and details can be found at <https://osf.io/br5uy>

**Conflict of Interest:** None

# 1 Introduction

In a wide range of economic settings such as crowdfunding projects <sup>1</sup>, open-source software development, and environmental conservation initiatives, the power of sequential contributions has proven pivotal in fostering collective action and yielding positive outcomes for the common resource. In crowdfunding projects (Ansink et al.; 2022; Hudik and Chovanculiak; 2018; Stiver et al.; 2015), the act of individuals contributing money to support a cause sets off a chain reaction where others are motivated to join in, progressively building up the project's funding and increasing its chances of success. Similarly, in open-source software development (Athey and Ellison; 2014; Lerner and Tirole; 2002; Von Krogh et al.; 2003; Xu et al.; 2020), programmers' contributions, whether in the form of code, bug fixes, or improved documentation, lead to an iterative improvement in the software's quality and functionality, enticing more developers to get involved in the project's advancement. Environmental conservation initiatives (see Footnote 1 for examples of environmental conservation) also benefit from sequential actions, as initial efforts by one group to preserve natural resources inspire others to participate, resulting in a cumulative and lasting improvement of the environment. In all these examples, the dynamic of sequential contributions fosters cooperation and participation, driving the collaborative spirit towards benefiting the overall well-being of the community.

In standard social dilemmas with self-interested players, co-operation is usually hindered by the players' free-riding motives, leading often to socially sub-optimal outcomes. On the other hand, co-operation is still feasible, in the case of a repeated strategic interaction over an infinite horizon, or whenever the players' preferences are non-standard (e.g. altruistic preferences). In a recent study, Gallice and Monzón (2019) (G&M henceforth), in the context of a discrete public goods game, show that it is possible to achieve full co-operation, even in the

---

<sup>1</sup>The Ocean Cleanup's record-breaking crowdfunding campaign raised over 2 million USD, enabling them to advance in their mission to rid the oceans of plastics (See <https://theoceancleanup.com/milestones/crowd-funding-campaign/>). Governments are increasingly using crowdfunding for conservation funding. Examples include the US National Recreation and Park Association's "Fund Your Park" and Australia's state of Victoria's "Threatened Species Collection" initiative.

case where the interaction is a one-shot game, the number of players is finite, and the agents are self-interested.

In this model, individuals have to make decisions sequentially, without knowing their position in the sequence (position uncertainty), but are aware of the decisions of some of their predecessors by observing a sample of past play. In the presence of position certainty, those placed in the early positions of the sequence would want to contribute, in an effort to induce some of the other group members to co-operate (Rapoport and Erev; 1994), while late players, would want to free-ride on the contributions of the early players. Nevertheless, if the agents are unaware of their position in the sequence, they would condition their choice on the average payoff, from all potential positions, and they would be inclined to contribute so as to induce the potential successor to do so as well. G&M show that full contribution can occur at equilibrium, where given appropriate values of the parameters of the game (i.e. return from contributions), it is predicted that there exists an equilibrium where all agents contribute.

The main intuition behind the model is that an agent who observes a sample of past decisions of immediate predecessors, without defection, would decide to contribute, hoping to influence all her successors to do so. If instead, she decides to defect, then all the successors are expected to defect as well. As there is position uncertainty, the agent deals with a trade-off between inducing contributions from the remaining players in the sequence and the cost of contributing. In their main theoretical result, G&M show that incentives off the equilibrium path, largely depend on the sample size that the agents observe. When an agent observes a sample of more than one previous actions that contains defection, there is no way this agent can prevent further defection by choosing to contribute. On the other hand, when the sample size is equal to one (only the decision of the previous player is observed), the agent can induce further contributions from the remaining agents in the sequence, by deciding to contribute. The model predicts that when the sample size is equal to one there is a mixed strategy equilibrium that can lead to full contribution. Finally, when the agents are aware of their position

in the sequence, the model predicts that full contribution will unravel, as late agents in the sequence will have an incentive to free-ride.

In this paper, our objective is to contribute to the understanding of agents' decision-making process when they are presented with partial information about past contributions and face uncertainty about their position in the sequence. Motivated by the G&M theoretical contribution, the objective of our study is threefold, and in particular, we aim to identify: (1) How does the content and the size of past history, regarding contribution actions, affects contributions in the sequential public goods game when there is position uncertainty, (2) What is the effect of positional awareness on contribution decisions, when the agents receive partial information on past actions, and (3) What reasons lead to larger group contributions, when the theory predicts defection, or in other words, what is the role of agents with altruistic motives in explaining our data. To address these questions, in an incentivised economic experiment, with three different treatments, we vary the amount of information (size of sample of past actions that a subject can observe) as well as the positional awareness that subjects have.

In our experiment, subjects were randomly assigned to groups of 4, and their positions in the sequence were exogenously determined. Subsequently, they were asked to make decisions regarding whether to contribute towards a public good. In Treatment 1, subjects can observe the decisions of two immediate predecessors but have no information regarding their position in the sequence. Treatment 2 is identical to Treatment 1, but subjects can observe the past decision of only one predecessor. Finally, in Treatment 3, subjects observe the decisions of two immediate predecessors and they are also aware of their position. Our experimental design allows us to elicit the full strategy profile of each subject, which in turn allows us to disentangle the effects of different information structures, as well as, to identify subjects' intrinsic preferences. We find that while participants' behaviour is in line with the theoretical predictions, there is still a large part of behaviour that the model cannot account for. Using the Strategy Frequency Estimation Method ([Dal Bó and Fréchette; 2011](#); [Fudenberg et al.; 2012](#)), we allow

for the presence of various behavioural types in our subject population, and we estimate the proportion of each type in our data (see [Fischbacher et al. 2001](#); [Bardsley and Moffatt 2007](#); [Thöni and Volk 2018](#); [Katušćák and Miklánek 2023](#); [Préget et al. 2016](#)). On top of G&M agents, we classify subjects to *free-riders* (who never contribute), *altruists* (who always contribute no matter their position), and *conditional co-operators* (who always contribute if they are in position 1 and contribute if at least one other person in the sample has contributed when they are in positions 2-4). Additionally, we investigate whether subjects align with the predictions of the G&M model (*G&M type*). We find that around 25% of the subjects behave according to the G&M model, the vast majority behaves in a conditional co-operating or altruistic way, and a non-significant proportion free rides. From a mechanism design point of view, we find that introducing uncertainty regarding the position, along with a constrained sample of previous actions (i.e. only what the immediate precedent player), maximises the public good provision.

Our work is related to and extends various strands of the literature, which we briefly summarise below. Prior to G&M's research, the timing of contributions and the level of funds raised had received considerable attention in the theoretical literature. [Varian \(1994\)](#) shows that, under appropriate assumptions, a sequential contribution mechanism elicits lower contributions than a simultaneous contribution mechanism. The crux of this result lies in the set-up of the model, where a first mover may enjoy a first-mover advantage and free-ride. On the other hand, [Cartwright and Patel \(2010\)](#) using a sequential public goods game with exogenous ordering, show that agents early enough in the sequence would want to contribute, if they believe that imitation from others is quite likely. In the context of fundraising, [Romano and Yildirim \(2001\)](#) examine the conditions under which a charity prefers to announce contributions in the form of a sequential-move game, while [Vesterlund \(2003\)](#) shows that an announcement strategy of past contributions, not only helps worthwhile organisations to reveal their type, but it also helps the fundraiser reduce the free-rider problem, a result that [Potters et al. \(2005\)](#) confirm experimentally.

The early and recent experimental literature has provided substantial evidence on the superiority of a sequential contribution mechanism compared to a simultaneous one (see [Erev and Rapoport 1990](#); [Rapoport and Erev 1994](#); [Rapoport 1997](#), in step-level public goods games; and [Andreoni et al. 2002](#); [Coats et al. 2009](#); [Gächter et al. 2010](#); [Figuieres et al. 2012](#); [Teyssier 2012](#) in public goods games without a threshold). The vast majority of the aforementioned studies conclude that the sequential protocol is significantly more effective in solving the public goods problem, compared to the simultaneous protocol, and that the effect of information on contribution is dramatic ([Erev and Rapoport; 1990](#)). [Suleiman et al. \(1994\)](#) highlight two properties that define the sequential protocol: (1) information regarding the position in the sequence, and (2) information about the actions of preceding players. Therefore, there may be various information structures that underlie social dilemmas or the provision of a public good in real life, and relaxing or modifying these structures can lead to more realistic protocols of play. Most of the previous literature has focused on the comparison between the simultaneous and the sequential mechanism, while in terms of available information, the most commonly employed information structure is either full information on past decisions or no information at all. Both features appear to be closer to the reality that characterises the provision of public goods. In our experiment, rather than comparing the effectiveness of different contribution mechanisms, our focus is on the effect of the available information provided to the subjects, as well as the effect of positional awareness on the contribution choices. [Table 1](#) summarises the experimental design features of the studies closest to ours.

A similar result regarding the superiority of the sequential mechanism has also been established in the literature on general public goods, particularly in the context of common pool resource games. This literature has identified significant ordering effects, even in the case where later subjects in a sequence could not observe past decisions (see [Rapoport et al. 1993](#); [Budescu et al. 1995](#); [Suleiman et al. 1996](#); [Rapoport 1997](#)). The model we test, makes sharp predictions regarding the behaviour of the agents for each of the potential positions in the

sequence, subject to the available size and content of the sample of past decisions. Our experimental design allows us to manipulate the content of this sample, in terms of number of past contributions, and observe the role of this information in this kind of ordering effects. While the main theoretical prediction in step-level public goods games is that the players at the early positions of the sequence will free-ride, the framework we are exploring predicts that players at the beginning of the sequence will contribute instead, to incentivise their successors. This is closely related to the leading-by-example literature, based on the linear public goods game (see [Gächter et al. 2012](#); [Levati et al. 2007](#); [Potters et al. 2007](#); [Güth et al. 2007](#); [Figuieres et al. 2012](#); [Sutter and Rivas 2014](#); [Préget et al. 2016](#), in the context of public goods games, or [Moxnes and Van der Heijden 2003](#), in a public bad experiment). They all find robust evidence of first movers contributing more than later movers, and later movers' contributions to be positively correlated to the first movers' contributions, indicating reciprocal motives.

Finally, and directly linked to the last observation, [Figuieres et al. \(2012\)](#) highlight that many individuals condition their decisions on the observation of others' decisions in finitely repeated simultaneous public goods games (see [Fischbacher and Gächter 2010](#); [Keser and van Winden 2000](#)). Extensive experimental research in public goods games has shown that a large proportion of subjects' behaviour deviates from the predictions of Nash equilibrium and they mostly behave in a *conditionally* co-operating manner. The latter implies that their contribution is positively correlated to their beliefs about the contributions of the other members of the group. [Fischbacher et al. \(2001\)](#) was among the first studies to classify subjects to different *types* of decision makers, including the *selfish* type (free-rider), the *reciprocator* type, and the type applying a *hump-shaped* strategy (contributions that are first increased then decreased in others' contributions). This methodology was later extended in [Bardsley and Moffatt \(2007\)](#), refined in [Thöni and Volk \(2018\)](#), and recently used in [Katušćák and Miklánek \(2023\)](#), while [Préget et al. \(2016\)](#) use this in a sequential leader-followers public goods game. In addition to testing the predictions of G&M, we use structural econometric modelling to test the presence of

alternative behavioural types of agents in our data. In particular, using the Strategy Frequency Estimation Method (SFEM), an estimation procedure introduced in [Dal Bó and Fréchette \(2011\)](#) and [Fudenberg et al. \(2012\)](#), we explore the presence of free-riders, altruists and conditional co-operators in our data, on top of those behaving as the G&M model prescribes.

The rest of the paper is organised as follows. In section [2](#) we present the main theoretical predictions of [Gallice and Monzón \(2019\)](#). Section [3](#) presents the experimental design and the procedures, while section [4](#) presents the descriptive statistics and results of the structural econometric analysis. We then conclude in section [5](#).



Study	Group size	Rounds	Contribution	Threshold	Repeated	Position	Information on past contribution	Different types
Erev and Rapoport (1990)	5	1	Binary	Yes	No	known	full	no
Erev and Rapoport (1990)	5	1	Binary	Yes	No	unknown	past	no
Erev and Rapoport (1990)	5	1	Binary	Yes	No	unknown	defectors	no
Rapoport and Erev (1994)	7	1	Binary	Yes	No	known	full	no
Rapoport and Erev (1994)	7	1	Binary	Yes	No	unknown	past	no
Rapoport and Erev (1994)	7	1	Binary	Yes	No	unknown	defectors	no
Andreoni et al. (2002)	2	14	Continuous	No	No	known	full	no
Coats et al. (2009)	4	20	Continuous	Yes	No	known	previous	no
Gächter et al. (2010)	2	15	Continuous	No	No	known	full	no
Teyssier (2012)	2	1	Continuous	No	No	known	full	yes
Figuières et al. (2012)	4 or 8	15	Continuous	No	Yes	known	full	yes
Figuières et al. (2012)	4 or 8	15	Continuous	No	Yes	known	unknown	yes
this study	4	10	Binary	No	No	unknown	1 previous	yes
this study	4	10	Binary	No	No	unknown	2 previous	yes
this study	4	10	Binary	No	No	known	2 previous	yes

Table 1: Summary of the experimental design of previous studies on sequential public goods games. The column "Contribution" indicates whether the contribution was continuous or "all-or-nothing". The column "Threshold" indicates whether the game was a threshold or a standard public goods game. The column "Repeated" indicates whether it was a one-shot game (or adopted a strangers' matching protocol) or a repeated game. The column "Different types" refers to whether the study explored alternative behavioural models to explain behaviour.

## 2 Theoretical Framework

Gallice and Monzón (2019) propose a natural environment that sustains full-co-operation in one-shot social dilemmas among a finite number of self-interested agents, in the context of a public goods game. Here we present the main features and predictions of the model and we refer the interested reader to the original study for further details. In an effort to be as consistent as possible with the original study, we adopt the same notation as the authors. In summary, the main prediction of the model is that contributions from all individuals in a group will emerge when agents make decisions sequentially, do not know their position in the sequence, and observe the decisions of some of their predecessors.

Let  $I = \{1, \dots, n\}$  be a set of risk-neutral agents making choices in a sequence. They know the length  $n$  of the sequence but are uncertain about their position. Players are exogenously placed in the sequence that determines the order of play and they can be at any position with equal chances. Therefore, they have symmetric position beliefs regarding their position in the sequence. When the turn of play for agent  $i \in I$  arrives, she can observe a sample of her predecessors' actions. She then chooses one of two actions  $a_i \in \{C, D\}$ , with  $a_i = C$  being contribution of a fixed amount 1 to a common pool, while  $a_i = D$  denotes defection, and therefore, investing 0. After all players choose an action, the total amount invested gets multiplied by the return from contributions parameter  $r$ , and is equally shared among all agents. Let  $G_{-i} = \sum_{j \neq i} \mathbb{1}\{a_j = C\}$  denote the number of agents in the group who contribute, so  $G_{-i}$  can take any value in the set  $\{0, \dots, n-1\}$ . The payoffs  $u_i(a_i, G_{-i})$  from contributing or defecting can thus be expressed as:

$$u_i(C, G_{-i}) = \frac{r}{n}(G_{-i} + 1) - 1 \quad \text{and} \quad u_i(D, G_{-i}) = \frac{r}{n}G_{-i}.$$

A value of  $r$  that satisfies  $1 < r < n$ , guarantees that although contribution by all agents is socially optimal, each agent strictly prefers to defect for any given  $G_{-i}$ , as is the case in the

standard public goods game.

Now we introduce the idea of *sampling*. Before choosing an action, each player observes how many of her  $m \geq 1$  predecessors contributed. Agents in positions 1 to  $m$  observe less than  $m$  actions, given that there are less than  $m$  players before them. For instance, if  $m = 2$ , the player at position 1 observes a null sample, the player at position 2 observes a sample of only one previous action, while the player at position 3 observes a sample of two past actions. Each sample is denoted as a pair:

$$\xi = (\xi', \xi'')$$

where the first component indicates the number of agents sampled, and the second component is the number of agents who contributed, in that sample.<sup>2</sup> The agent has no way to identify the action of each player, but only the size of the sample and the total contribution. As a result, the first  $m$  agents can infer their position given the sample they observe. According to this set-up, players face an extensive-form game with incomplete information, and the solution concept is based on [Kreps and Wilson \(1982\)](#) notion of *sequential equilibrium*. Let  $\Xi$  the set of all samples that an agent can observe. The strategy of player  $i$  is a function:

$$\sigma_i(C | \xi) : \Xi \rightarrow [0, 1]$$

that specifies the probability of contributing given the sample that the agent observed.<sup>3</sup>

G&M characterise an equilibrium where all the agents contribute adopting a simple profile of play, namely, agents contribute unless they observe a defection. In particular, their Proposi-

---

<sup>2</sup>For instance,  $\xi = (2, 2)$  indicates a sample of full contribution by the previous 2 players,  $\xi = (2, 0)$  indicates a sample of the two previous players where none contributed, and  $\xi = (2, 1)$  indicates a sample of the two previous players, where only one of the two contributed. The first player in the sequence always receives the sample  $\xi = (0, 0)$ .

<sup>3</sup>Let  $\sigma = \{\sigma_i\}_{i \in I}$  denote a strategy profile and  $\mu = \{\mu_i\}_{i \in I}$  a system of beliefs. A pair  $(\sigma, \mu)$  represents an *assessment*. Assessment  $(\sigma^*, \mu^*)$  is a sequential equilibrium if  $\sigma^*$  is sequentially rational given  $\mu^*$ , and  $\mu^*$  is consistent given  $\sigma^*$ . Belief formation is needed in order for the agent to find out her position in the game and also about the history of actions that led to this position.

tion 1 (Gallice and Monzón; 2019, p. 2142) states that if:

$$r \geq 2 \left( 1 + \frac{m-1}{n-m+1} \right) \quad (1)$$

then, there exists an equilibrium in which all agents in the sequence contribute. To prove this proposition, G&M derive a series of lemmas, which our experiment aims to test. We focus on three particular cases: (1) when the sample size is greater or equal to 2, (2) when the sample size is equal to 1, and (3) when there is position certainty.

## 2.1 Sample $m \geq 2$

Let  $\Xi^C$  be the set of all samples without defection. Then, Lemma 1 states that, assuming the following profile of play for all  $i \in I$ :

$$\sigma_i^*(C | \xi) = \begin{cases} 1, & \text{if } \xi \in \Xi^C \\ 0, & \text{otherwise.} \end{cases}$$

it follows that  $(\sigma^*, \mu^*)$  is a sequential equilibrium provided that the inequality in expression 1 is satisfied. In other words, what the above expression states, is that a player will always contribute, unless she observes at least one defection. A sketch of the intuition behind this follows. Consider an agent who observes a sample of full co-operation. According to the equilibrium definition, this occurs at the equilibrium path, and the agent can therefore infer that all the previous agents in the sequence contributed. By contributing herself, she knows that all subsequent players will contribute as well, and therefore, her expected payoff from contributing will be equal to  $r - 1$ , and this payoff is independent of the agent's beliefs regarding her position in the sequence. On the other hand, the payoff from defecting depends on these beliefs. Consider an agent who observes a sample of  $m$ . This agent can therefore infer that she is not placed in the first  $m$  positions, and there are equal chances of her being in any of the

positions in  $\{m + 1, \dots, n\}$ . The expected position is  $(n + m + 1)/2$ , which means that she can expect that  $(n + m - 1)/2$  agents have already contributed. The payoff from defecting is then equal to  $(r/n)(n + m - 1)/2$ . Combining the two, gives the condition that  $r$  needs to satisfy in order for the agents to be willing to contribute, whenever they observe full contribution samples (condition 1).

On the other hand, the equilibrium profile requires that an agent should defect, upon observing a sample with at least one defection. G&M provide arguments why an agent who observes defection cannot affect her successors' actions, regardless the value of  $r$ , and she is better off defecting herself as well.<sup>4</sup> This leads to our first hypothesis:

**Hypothesis 1.** There will be full contribution when there is position uncertainty, and the agents observe samples  $m \geq 2$  of full contribution, compared to the case where agents observe at least one defection.

## 2.2 Sample $m = 1$

A separate analysis is required for the situation in which only one previous player is sampled. In the scenario where  $m = 1$ , a player who spots defection has the ability to prevent additional defections by deciding to contribute. If the return from contributions is excessively high, the simple strategy of contributing, unless a defection is observed, cannot establish equilibrium. Players would deem it beneficial to contribute after witnessing a contribution but would not consider it advantageous to defect upon observing a defection. When  $r$  is high, a player who notices a defection finds the cost of contribution worthwhile to motivate all her successors to contribute. Consequently, she would choose to contribute rather than defect. However, as  $r < n$ , the strategy profile in which all players contribute cannot be an equilibrium, because players

---

<sup>4</sup>The main argument is that an agent should defect for three reasons. Consider the case of  $m = 2$ . First, observing the sample  $(2,0)$ , means that no matter her choice, the subsequent agent will observe a sample with at least one defection. Second, observing a sample  $(2,1)$ , the agent has no way to identify whether the defection took place at position  $t - 1$  (her immediate predecessor), or  $t - 2$  (the one before). In the former case, a same argument as before applies. In the latter one, it appears that two mistakes happened, that is the agent at position  $t - 2$  defected, which should not happen at equilibrium, and, the agent at position  $t - 1$  contributed, after observing a defection.

who witness contribution would deviate to defecting. This means a *pure strategy* equilibrium with total contribution is impossible.

When the multiplication factor  $r$  is high, full contribution can emerge in a *mixed strategy* equilibrium. G&M construct a profile of play where players respond to contribution with contribution and permit a defection to be 'forgiven' with a probability  $\gamma \in [0, 1)$ . The potential for future forgiveness makes defecting more appealing: successors could revert to contribution. This leads to Lemma 2 which states:

$$\sigma_i^*(C \mid \xi) = \begin{cases} 1, & \text{if } \xi \in \{(0,0), (1,1)\} \\ \gamma, & \text{if } \xi = (1,0). \end{cases}$$

for  $r \in (3 - 3/(n+1), n)$ , that is agents always contribute when they observe contribution from their immediate predecessor and contribute with probability  $\gamma$  if they observe defection.

Our second hypothesis is summarised as follows:

**Hypothesis 2.** There will be full contribution when there is position uncertainty, and the agents observe sample  $m = 1$  of full contribution. In addition, there will be a mixed strategy equilibrium, with mixing probability  $\gamma$ , when the agents observe sample  $m = 1$  of defection.

### 2.3 Position certainty

The last theoretical prediction of the model that we test, prescribes that when agents are aware of their position in the sequence, contribution unravels. Assume that player  $i$  knows her position, i.e., she knows that she is in position  $t$ . If all of her predecessors contributed, and she does not contribute, then none of her successors will contribute. This means that exactly  $t - 1$  players contributed. The payoff from defecting is  $(r/n)(t - 1)$ , while the payoff from contributing is equal to  $n - 1$ , as before. Figure 1 illustrates agent  $i$ 's payoffs as a function of her position. The payoff from contribution, for agents early in the sequence, is larger than that of defecting.

But agents placed late in the sequence would prefer defection. Consequently, if agents knew their position, contribution would unravel. Therefore, our last hypothesis states:

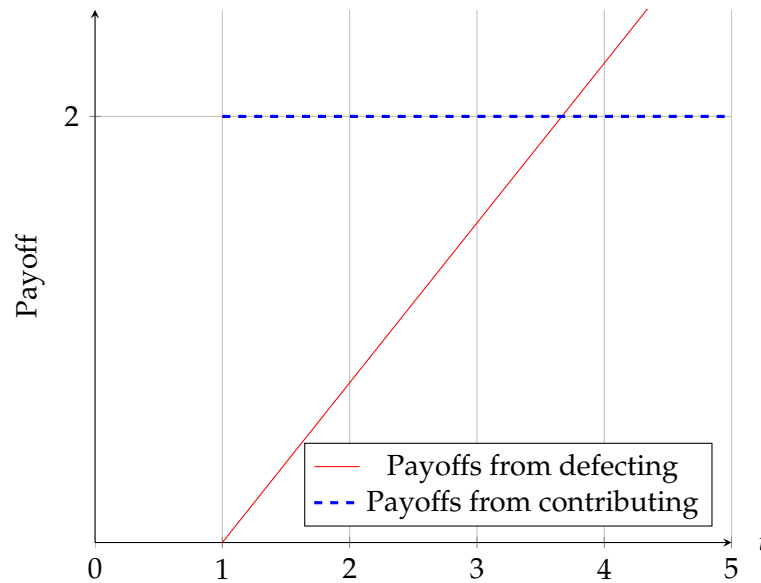


Figure 1: Payoffs conditional on position and on samples without defection ( $r = 3, n = 4$ ).

**Hypothesis 3.** Full contribution will unravel when the agents observe samples  $m = 2$  of full contribution and they are aware of their position in the sequence.

### 3 Experimental Design and Procedures

To test the predictions of the model presented in the previous section, we designed and conducted an incentivised economic experiment. The experiment took place at the Lancaster Experimental Economics Lab (LExEL) in February 2023, involving 96 subjects across three treatments. The subjects were primarily Lancaster University undergraduates from various disciplines, recruited via the ORSEE system (Greiner; 2015), and the experiment was computerised using the oTree platform (Chen et al.; 2016). None of the subjects had previously participated in a public goods experiment and every subject participated only once.

Each session consisted of 16 participants, forming groups of 4 and playing for a total of 10 rounds. In an effort to replicate the one-shot play environment, we adopt a random matching protocol where in every round, participants were randomly matched into new groups. At

the beginning of all the sessions participants were given written instructions followed by a comprehension test that they had to successfully complete in order to proceed to the main part of the experiment. In every session, participants played a variation of a sequential, binary public goods game, as described in the previous section. At the beginning of every round, participants were endowed with 10 tokens each, with an exchange rate of £0.50 per token. In every round, subjects were randomly positioned in the sequence (with equal chances of being allocated at each position) and were sequentially asked to make a binary decision between investing all of these tokens in either a common project account or a private account. At the end of every round, feedback was provided regarding the participant's decision, the total group contribution, the individual share, and the payoff from the round. We employed the random payment mechanism, with one of the 10 rounds being randomly chosen to be played for real (different for each group). The average payment was £17.8, including a show-up fee of £5. The experimental sessions lasted less than 45 minutes and payments were made via bank transfer.

The main objective of our experiment was to test the predictions of G&M when two dimensions change, namely, the size of the sample of past decisions observed by a subject, and whether subjects are aware of their position in the sequence. We, therefore, have a  $2 \times 2$  fractional-factorial design, where the sample size can be either 1 or 2 past actions, and the position can be unknown or known.<sup>5</sup>

There are in total three treatments. Treatment 1 ( $T_1$ ) was designed to test Hypothesis 1. In that treatment, participants received a sample of past decisions of length equal to two (they would receive information on what the combined contribution of the immediate 2 predecessors was<sup>6</sup>) and also, participants were not informed of their position in the sequence unless they were Player 1 or Player 2<sup>7</sup>. To rigorously test the predictions of the model, we need in-

---

<sup>5</sup>From the factorial design we dropped the treatment with a sample of  $t - 1$  and position certainty as it is a subset of the treatment with a sample of 2 and position certainty and does not bring any particular theoretical interest.

<sup>6</sup>In line with the theoretical model, the subject could only observe whether the combined contribution of the two previous players was equal to 0, 10 or 20. That is, by observing a sample of length 2 with total contribution 10, the subject could infer that one of the previous two players defected, but had no way to tell which one.

<sup>7</sup>Subjects at positions 1 and 2 could infer their position, given their observed sample was of length 0 and 1 respectively.



formation on what subjects' choices are, in all potential samples they can observe (i.e. the combined contribution they observe). In particular, the model predicts that if a player receives a full contribution sample (i.e. the combined contribution of the two previous players is equal to 20), she will contribute herself, otherwise, if the contribution is 0 or 10, she will defect. To gather data on how subjects would behave under each potential sample, we need to elicit the full strategy profile of the participants. To do so, we adopt the [Selten \(1967\) strategy response](#) method and elicit the participants' choices for each possible scenario.<sup>8</sup> Figure 2 presents a screenshot from the experimental interface, of what a player in position 3 or 4 could see. In that case, the only information the subject has is that she is positioned in one of the two last positions of the sequence and is asked about her contribution choice, conditional on the potential total contribution of the two immediate players before her (either of players 1 and 2, if she is player 3, or players 2 and 3, if she is player 4) but she cannot distinguish her position. Therefore, the subject does not know whether there is another player following in the sequence. The available options for players at positions 1 and 2 were adapted accordingly.

Participants were incentivised to reveal their preferences truthfully, as their payment depended on what they and the other members of the group had chosen in that round. In particular, at the end of the experiment (and if this round had been selected for actual play), the computer recalled and matched all participants' decisions in that round and calculated the payoffs based on the scenario that truly transpired. For instance, if the player at position 1 chose not to invest in the common project, the experimental software recalled the decision of the player in position 2, for that specific scenario and so forth, returning the total contribution, the total returns, and the payoffs for each participant in the group.

Treatment 2 ( $T_2$ ), was designed to test Hypothesis 2. This treatment mirrored  $T_1$ , but subjects could observe a sample of past decisions of size 1 (i.e. the immediate predecessor). Par-

---

<sup>8</sup>The strategy method has been extensively used in the framework of public goods games (see [Bardsley 2000](#); [Fischbacher et al. 2001](#); [Kocher et al. 2008](#); [Herrmann and Thöni 2009](#); [Fischbacher and Gächter 2010](#); [Teyssier 2012](#); [Martinsson et al. 2013](#); [Katuščák and Miklánek 2023](#)), while previous studies found no statistical differences in subjects' responses between the strategy and the direct response method (see [Brandts and Charness 2000](#); [Brandts and Charness 2011](#), or [Keser and Kliemt 2021](#) for a discussion).

## Contribution

Round 1 of 10 Rounds.

If the previous 2 players contributed 0 in total to the common project, how much do you want to contribute to the common project account?

Contribute 0 tokens    Contribute 10 tokens

If the previous 2 players contributed 10 in total to the common project, how much do you want to contribute to the common project account?

Contribute 0 tokens    Contribute 10 tokens

If the previous 2 players contributed 20 in total to the common project, how much do you want to contribute to the common project account?

Contribute 0 tokens    Contribute 10 tokens

Next

Figure 2: Screen shot from Treatment 1 (players in position 3 or 4).

Participants were facing position uncertainty, unless they were assigned to be Player 1, for that round. Again, subjects were asked to indicate their contribution decision, conditional on all the potential scenarios, depending on their position in that round. Finally, Treatment 3 ( $T_3$ ), was designed to investigate the impact of position *certainty* on the level of contributions, thereby testing the predictions of Hypothesis 3. The features of the treatment are identical to those in  $T_1$ , with the only difference being that participants were now informed about their role (i.e. position in the sequence). Subjects were asked about their contribution choice, which was conditioned on the potential total contribution of the two immediate predecessors in the sequence.

Table 2 summarises the details of our treatments.

Treatment	No. of subjects	Group size	Sample Size	Position	Prediction
T1	32	4	2	unknown	Contribute only if $r \geq 2.66$ and observe full contribution.
T2	32	4	1	unknown	Pure when $r \in [2, 2.4]$ . Mixed when $r \in (2.4, 4]$ .
T3	32	4	2	known	Contribute only if $r \geq 4$ .

Table 2: Summary of all the Treatments

We conclude this section with a comment on the choice of the value of the parameter  $r$  (the return from contributions parameter). We set the value of  $r$  to be equal to 3, for three

reasons: (1) this value of  $r$  satisfies the inequality in condition 1, ensuring that subjects prefer to contribute, when they observe full contribution in  $T_1$ , (2) when  $r \in (2.4, 4]$ , the model predicts that there exists a mixed strategy equilibrium, with mixing probability  $\gamma = 0.528^9$  in  $T_2$ , and (3) when  $r < 4$ , it is predicted that full contribution will unravel in  $T_3$ .

## 4 Results

First, we present some aggregate results on average distributions along with hypotheses testing. We then analyse determinants of contribution behaviour, using regression analysis. Finally, we set up a structural econometric model and we test the presence of alternative behavioural types in our data, by classifying subjects to various types. We have data from three treatments, where we vary the size of the sample and the position awareness. Given that we are using the strategy method, our data elicit the full strategy profile of each subject, on all potential conditions. That is, depending on the treatment and the position of the subject in the sequence, there are three potential conditions, namely, what subjects would do when they observe a null sample (no one in the sample has contributed), when they observe only one contribution and one defection ( $T_1$  and  $T_3$ ), and when they observe full contribution. Let us call these conditions  $c_0$ ,  $c_1$  and  $c_2$ , respectively. Depending on the position of the player in the sequence, subjects with different positions would state different sets of strategies (a subject in position 1 would only state whether she wants to contribute or not, while a subject in the last position would state conditional preferences on all  $c_0$ ,  $c_1$  and  $c_2$ ).

Figure 3 displays the aggregate average group contributions in the three treatments. The maximum possible group contribution in the experiment was 40 (when all members of the group contribute). Contributions are relatively constant across conditions, rounds and treat-

<sup>9</sup>Gallice and Monzón (2019, Appendix p.2150) show that  $\gamma$  should satisfy the condition:

$$\frac{2}{\gamma} - \frac{(n-1)(1-(1-\gamma)^n)}{\gamma^n - 1 + (1-\gamma)^n} = \frac{n}{r}$$

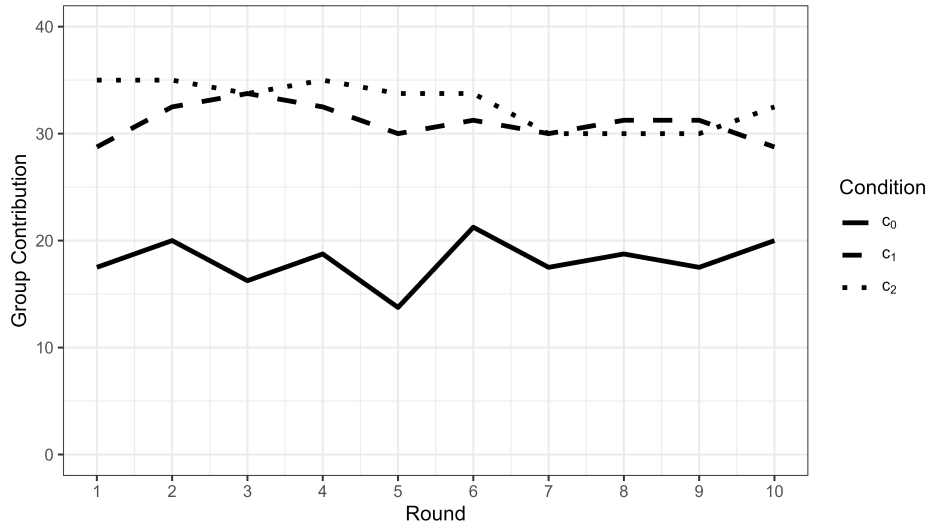
Solving this numerically, for  $n = 4$  and  $r = 3$ , we get  $\gamma = 0.528$ , which is the closest we could get to 0.5.  $\gamma$  is linearly increasing in the  $(2.4, 4]$  interval, with  $\gamma = 0.12$  when  $r = 2.5$ , and  $\gamma = 1$  when  $r = 4$ .

ments, with the exception of  $T_3$ , where contributions fall in the first 5 rounds before stabilising for the last 5 rounds. There is no evidence of end-game effects, which is an indicator that subjects actually perceived each round as a one-shot game. In all treatments, the same pattern is observed: contributions in condition  $c_0$  are always significantly lower to contributions in  $c_1$  and  $c_2$ .

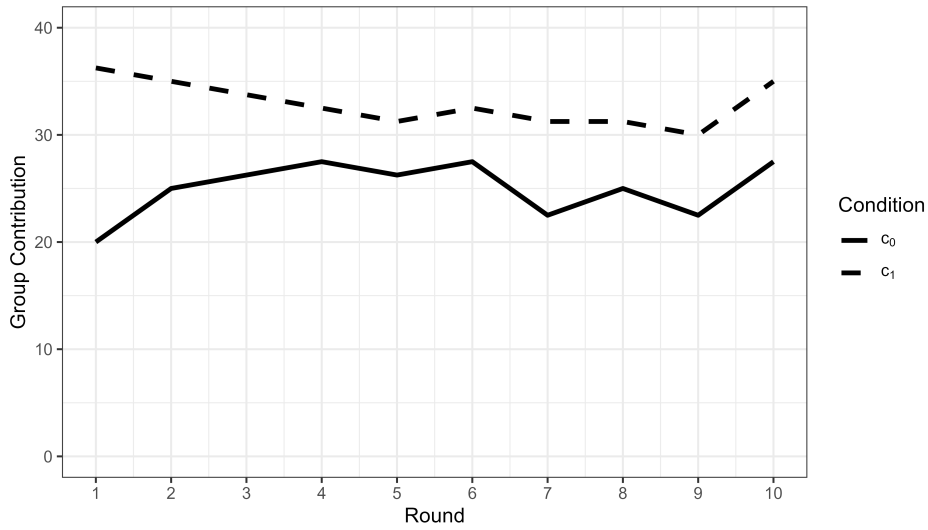
Figure 4 presents the decisions of co-operation or defect, across all treatments and conditions. The panels on the left include the choices of all the subjects, while on the right only the choices of the subjects placed at the last positions of the sequence (players 3 and 4 for  $T_1$ , players 2, 3 and 4 for  $T_2$ , and only player 4 for  $T_3$ ). In all treatments, the same pattern is observed. Contribution (defection) is increasing (decreasing) in the condition. The more contribution subjects observe in their sample, the more they are willing to contribute themselves. In addition, the position in the sequence has a significant effect on the decision to defect or not.<sup>10</sup> For instance, in condition  $c_0$ , players who were aware of their position, defected significantly less compared to those at the last positions. In  $T_1$ , only 36.9% of decisions at positions 1 and 2 were defection, compared to 72.5% in positions 3 and 4. Similarly, in  $T_2$ , only 6.3% of the subjects who had complete information on their position defected, while those with uncertainty defected 68.8% of the time. In  $T_3$ , the level of defection was relatively similar, albeit significantly different between positions, with 57.1% (65.3%) for players in positions 1-3 (4).

---

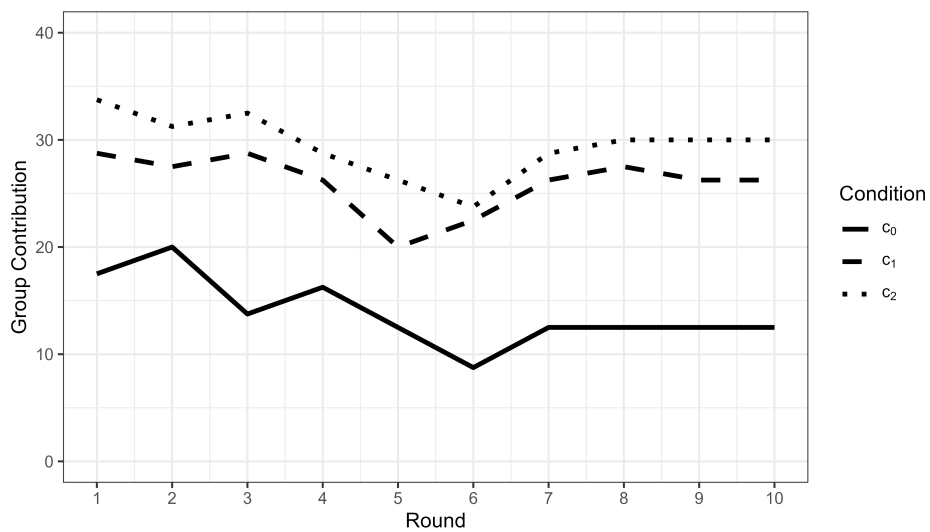
<sup>10</sup>We tested this using a two sample proportion Z-test.



(a) Treatment 1

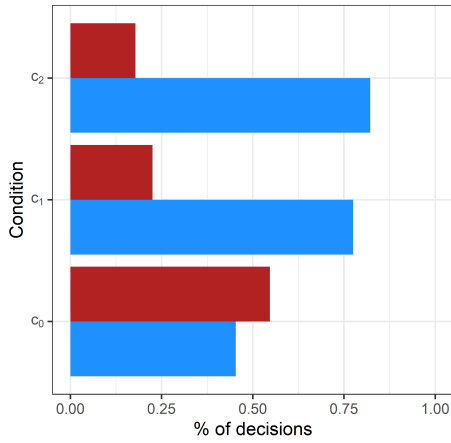


(b) Treatment 2

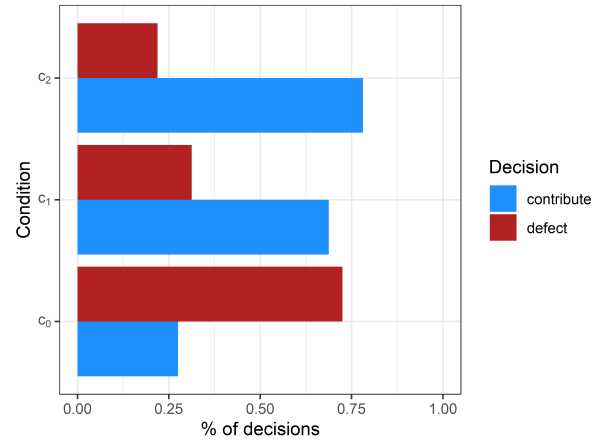


(c) Treatment 3

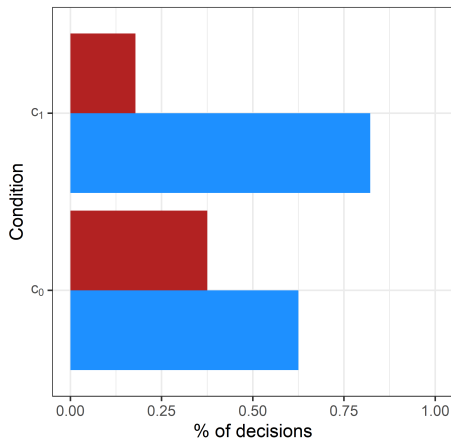
Figure 3: Average group contribution for all treatments.  $c_0$  corresponds to the condition where none of the  $m$  players in the sample contributed,  $c_1$  to the condition where 1 out of  $m$  players in the sample contributed and  $c_2$  to the condition where all players in the sample contributed.



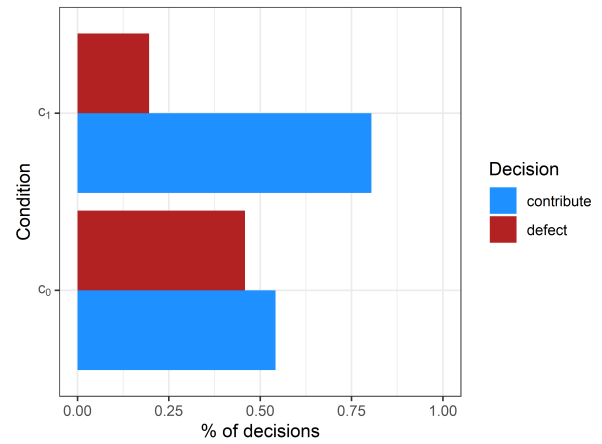
(a)  $T_1$ -all players



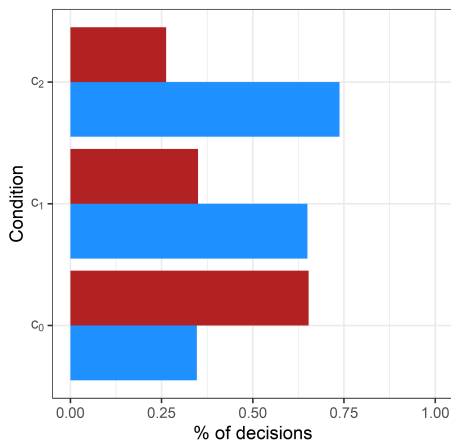
(b)  $T_1$ -players 3 & 4



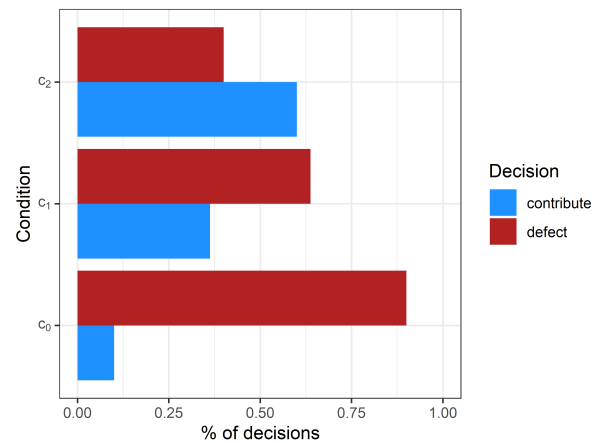
(c)  $T_2$ -all players



(d)  $T_2$ -players 2, 3 & 4



(e)  $T_3$ -all players



(f)  $T_3$ -player 4

Figure 4: Proportion of decisions per treatment and condition.  $c_0$  corresponds to the condition where none of the  $m$  players in the sample contributed,  $c_1$  to the condition where 1 out of  $m$  players in the sample contributed and  $c_2$  to the condition where all players in the sample contributed. The left panels show the decisions of all players, while the right panels only for players who face position uncertainty (for  $T_1$  and  $T_2$ ) and the last player in  $T_3$ .

We next investigate differences within and between treatments.<sup>11</sup> Let  $Y_j^{ck}$  be the average contribution in treatment  $j$ , condition  $k$ , with  $k \in \{0, 1, 2\}$ . In  $T_1$ , the prediction is that  $Y_1^{c0} < Y_1^{c1} < Y_1^{c2}$ . The mean contribution is equal to 4.531 tokens in  $c_0$ , 7.750 in  $c_1$  and, 8.218 in  $c_2$ , which is in line with the theoretical prediction. All the differences are statistically significant, based on a McNemar test, for all pairwise comparisons. Both  $Y_1^{c1}$  and  $Y_1^{c2}$  are statistically different when compared to the defection sample  $Y_1^{c0}$  ( $p < 0.000$ ), and  $Y_1^{c1}$  is statistically different to  $Y_1^{c2}$  ( $p = 0.037$ ) at the 5% significance level. This provides evidence in favour of Hypothesis 1. Nonetheless, the finding that  $Y_1^{c1}$  is different than  $Y_1^{c0}$  is against the theoretical prediction, where it is expected that subjects will defect in the case where they observe at least one defection.

**Finding 1.** The contribution is higher when subjects observe full co-operation in their samples. Subjects are still contributing even if they observe defection in their samples.

For  $T_2$ , when the sample size is equal to 1, the theoretical prediction is  $Y_2^{c0} < Y_2^{c1}$ . In this treatment, the average contribution is 6.250 tokens in condition  $c_0$ , and 8.219 in  $c_1$  ( $p < 0.000$ ). Next, we constraint our sample, within  $c_0$ , only to those subjects who observed sample of size one and defection (we drop player 1). The theory predicts that, given the rate of return used in the experiment ( $r = 3$ ), there is a mixed strategy where players contribute with probability  $\gamma = 0.528$  after observing a defection. In this sample, subjects contributed in 130 out of 240 observations (0.542). To test for the presence of mixed strategies, we follow Rapoport and Boebel (1992) and use a binomial test. We cannot reject the null hypothesis ( $p = 0.698$ ), providing supporting evidence in favour of Hypothesis 2 that players play a mixed strategy.

**Finding 2.** We cannot reject the hypothesis that subjects play a mixed strategy when they observe sample of size one and defection, providing evidence in favour of hypothesis 2.

---

<sup>11</sup>Given that our dependent variable is categorical (contribute, defect) the most appropriate test is the Chi-square test for independence, when we test across different samples, while when the data are coming from the same population, the McNemar test will be used to evaluate hypotheses about the data. Both are non-parametric tests.

When we include the contribution of all subjects who act as player 1, the total contribution increases from 5.417 to 6.250 tokens, in line with the theoretical prediction that the first player in the sequence will always contribute in order to motivate the subsequent players to contribute. Indeed, the average contribution of the subjects who acted as player 1 is 8.750, with subjects contributing in 70 out of 80 observations, in line with previous results confirming the existence of ordering effects.

$T_3$  has identical structure to  $T_1$ , regarding the sample size, with the only difference being that in  $T_3$ , the players are aware of their position. Here, the main focus is on the contributions of player 4. The theoretical prediction, given the parameters used in the experiment, is that players placed in the last position will free-ride, and therefore, all the remaining  $n - 1$  players will defect as well. First, we compare the average contribution between both treatments, in condition  $c_2$  (full contribution sample of size 2). The theoretical prediction is that  $Y_1^{c_2} > Y_3^{c_2}$ , since the last player will always defect, and therefore, full contribution will unravel. The average contribution in  $T_3$  is 7.375 compared to 8.219 in  $T_1$ . Using a Chi-square test, we find that this difference is significant ( $p = 0.013$ ), in line with the theoretical prediction. Focusing on individual contributions at each position in the sequence, we find a sharp decrease in contributions for players positioned later in the sequence, with players contributing on average 8.375 tokens in position 1, 7.375 in position 2, 7.750 in position 3, and only 6.000 in the last position, where in 52 out of 80 cases in total (65%), subjects in the last position defected.

**Finding 3.** The results are consistent with Hypothesis 3 and the prediction that full contribution unravels when subjects are aware of their position in the sequence.

#### 4.1 Regressions

To obtain a better insight on the determinants of contribution, we use regression analysis. Table 3 reports the average marginal effects of Probit regressions. As dependent variable we use the binary decision to contribute or defect and we explore how the probability of contributing



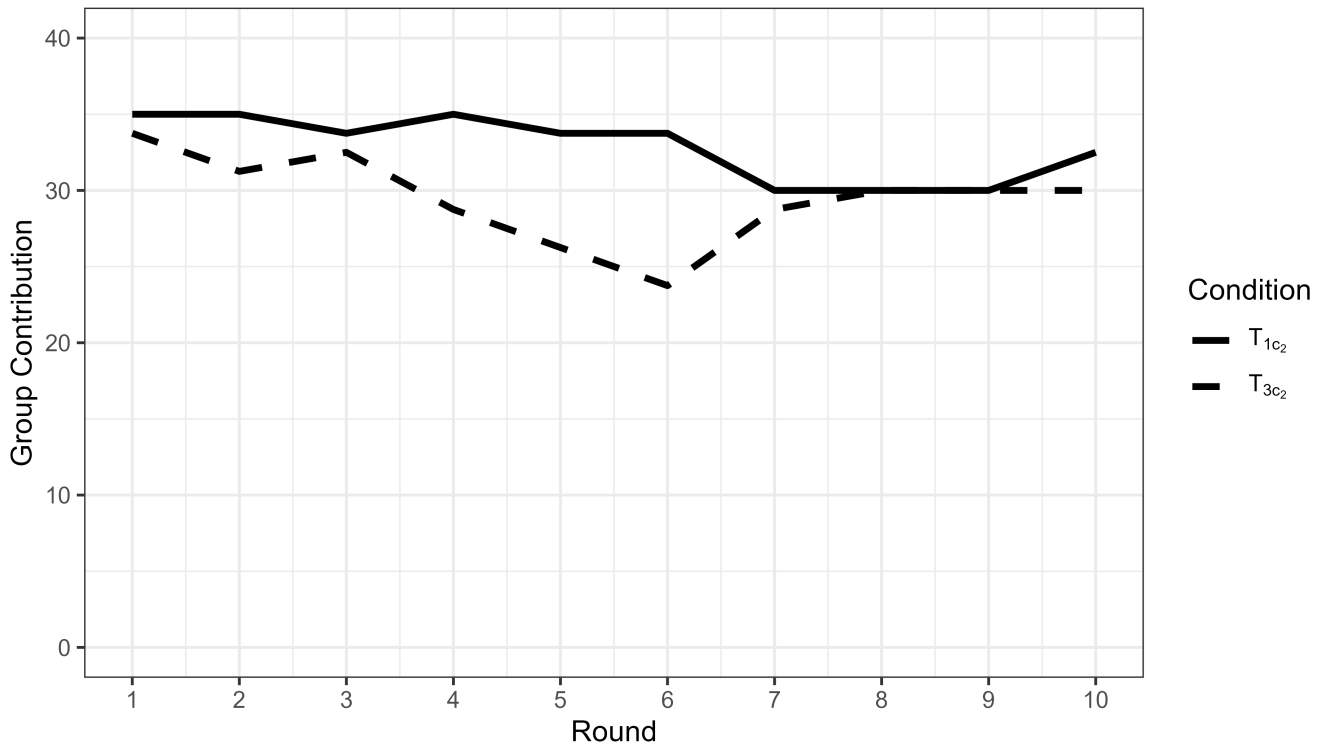


Figure 5: Average group contribution in  $T_1$  and  $T_3$  when the provided information is that all participants in the sample contributed (condition  $c_2$ ).

varies depending on whether the player is in position 2 (pos2) or in one of the uncertain positions 3 or 4 (pos34). We also examine the role of the information condition, namely whether the sample contained one contribution observation (cond1) or 2 (cond2). We also check for gender effects and end-game effects (last). In each round there are 8 groups of 4 making decisions. The results are largely in line with the previous analysis. The probability of contributing is higher when the sample is full co-operation (2,2), compared to observing only 1 co-operation (2,1) for both treatments 1 and 3. The position plays a role with the probability of defecting being higher when subjects are placed in positions 3 and 4 (face positional uncertainty) compared to 2. This is particularly the case in  $T_3$  where subjects placed at the end of the sequence have an incentive to free-ride, where the probability of defection is almost 1.5 times as high, compared to  $T_1$ . There are some gender effects, with females contributing more in  $T_1$  and  $T_2$ , and there is no evidence of end-game effects which indicates that the subjects approached each round of the game as a one-shot game.

	$T_1$	$T_2$	$T_3$
	Contribute	Contribute	Contribute
pos2	-0.125 (0.099)	-0.049 (0.080)	-0.226*** (0.079)
pos34	-0.297*** (0.094)	-0.071 (0.067)	-0.466*** (0.099)
cond1	0.406*** (0.067)	0.267*** (0.059)	0.443*** (0.067)
cond2	0.435*** (0.069)		0.563*** (0.070)
gender	0.153* (0.085)	0.176** (0.088)	0.062 (0.093)
last	0.052 (0.065)	0.092 (0.055)	0.001 (0.062)
Num. obs.	720	560	720
Log Likelihood	-407.097	-324.404	-417.474
Deviance	814.194	648.807	834.948
AIC	826.194	660.807	848.948
BIC	853.670	686.775	881.002

\*\*\* $p < 0.01$ ; \*\* $p < 0.05$ ; \* $p < 0.10$

Table 3: Average marginal effects from Probit regressions with robust standard errors clustered on individuals with the decision to contribute being the dependent variable.

Table 4 presents treatment effects based on the pooled sample. On top of the previous explanatory variables, we also add treatment dummies for treatments 2 and 3. The result indicate a similar story with the probability of contributing decreasing with subjects placed later

in the sequence, while it increases when full contribution is observed compared to a partial one. As expected, the probability of contributing massively decreases in  $T_4$  where the position is known, and the last player is expected to free-ride.

**Finding 4.** Regression results confirm that contribution is decreasing on position in the sequence, increasing on the amount of past co-operation observed, and, full contribution unravels when the position is certain.

	Contribute
t2	-0.051 (0.107)
t3	-0.513*** (0.108)
pos2	-0.456*** (0.049)
pos34	-0.520*** (0.044)
cond1	0.356*** (0.034)
cond2	0.395*** (0.035)
gender	0.053 (0.060)
last	0.009 (0.036)
Num. obs.	2000
Log Likelihood	-1120.834
Deviance	2241.667
AIC	2259.667
BIC	2310.075

\*\*\* $p < 0.01$ ; \*\* $p < 0.05$ ; \* $p < 0.10$

Table 4: Average marginal effects from Probit regressions with robust standard errors clustered on individuals with the decision to contribute being the dependent variable. Pooled sample across treatments.

## 4.2 Structural Estimation

While the comparative statics seem to be in line with the predictions of the G&M model, there is still a lot of unexplained heterogeneity that the model cannot account for. For instance, despite the fact that the model predicts zero contribution in condition  $c_0$ , for all treatments, we still observe a significant number of subjects willing to contribute. Furthermore, alternative models (types of decision makers) may be able to predict a similar behaviour pattern. In this sub-section we use structural econometric modelling to test the predictions of the G&M model against alternative models (strategies). To achieve so, and given the discrete nature of our data, we use the *Strategy Frequency Estimation Method* (SFEM), an estimation procedure introduced in Dal Bó and Fréchette (2011) and Fudenberg et al. (2012) and has been extensively used since.<sup>12</sup> The SFEM method first specifies a set of candidate strategies and then estimates their frequencies in a finite-mixture model, allowing for the possibility of implementation errors. Formally, the SFEM results provide two outputs,  $\pi$  and  $\beta$ , both at the population level:  $\pi$  is a probability distribution over the set of strategies, and  $\beta$  is the probability that the choice corresponds to what the strategy prescribes (more details below).

Following the terminology of types adopted in the type-classification literature in public goods games (see Fischbacher et al. 2001; Bardsley and Moffatt 2007; Thöni and Volk 2018; Katusčák and Miklánek 2023; Préget et al. 2016) we define and explore the existence of the following types in our data:

- The G&M type, who behaves as presented in section 2.
- The free-rider, who never contributes no matter the position.
- The altruist, who always contributes no matter the position.

---

<sup>12</sup>A non-exhaustive list of studies includes Bigoni et al. (2015), Breitmoser (2015), Fréchette and Yuksel (2017), Dal Bó and Fréchette (2019), using this method to estimate the frequency of individual strategies in co-operation games. Bardsley and Moffatt (2007) have proposed a similar methodology in the context of continuous public goods games estimating a mixture model on a number of pre-determined types. Dal Bó and Fréchette (2019, p. 3930) provide an overview of alternative methods to estimate the use of strategies, discussing the various identification issues they characterise them.

- The conditional co-operator, who always contributes if she is in position 1 and contributes if at least one other person in the sample has contributed when she is in positions 2-4.

While the free-rider and the altruist type definition is straightforward, the conditional co-operator type deserves some further discussion. This type contributes when at least one other subject in the sample has contributed. The main difference between this type and the G&M type is that the former always contributes when only one of the previous two players have contributed (in the case of sample size of 2, where the G&M type defects), while in the case of sample size of 1, the conditional co-operator defects, if the previous player defected, and the G&M type contributes with probability  $\gamma$ . Finally, since the G&M model predicts that contribution will unravel when players are aware of their position in the sequence, the G&M's behaviour coincides to that of a free-rider in  $T_3$ . Table 5 lists the strategy profile for each type.

Position	$P_1$		$P_2$		$P_3$			$P_4$		
Type	$c_0$	$c_1$	$c_0$	$c_1$	$c_0$	$c_1$	$c_2$	$c_0$	$c_1$	$c_2$
G&M ( $T_1$ )	1	0	1	0	0	1	0	0	1	
G&M ( $T_2$ )	1	0	1	$\gamma$	1	-	$\gamma$	1	-	
G&M ( $T_3$ )	0	0	0	0	0	0	0	0	0	
Free rider	0	0	0	0	0	0	0	0	0	
Altruist	1	1	1	1	1	1	1	1	1	
Conditional co-operator ( $T_1$ & $T_3$ )	1	0	1	0	1	1	0	1	1	
Conditional co-operator ( $T_2$ )	1	0	1	0	1	-	0	1	-	

Table 5: Strategy profile for all the types.  $P_t$  indicates the player in position  $t$  and  $c_k$  the condition (information on past contributions) with  $k \in \{0, 1, 2\}$ .  $\gamma$  is the mix probability of contributing.

The SFEM assumes a pre-determined set of strategies  $\mathcal{K}$  and that a subject  $i$  chooses strategy  $k \in \mathcal{K}$  with probability  $\pi_k$ . In each round the subject plays according to the chosen strategy with probability  $\beta \in (1/2, 1)$  and makes a mistake with probability  $(1 - \beta)$ . The likelihood that the observed data were generated by strategy  $k$  is given by:

$$P(s^k) = \prod_R \beta^{I_{iR}^k} (1 - \beta)^{1 - I_{iR}^k}$$

with  $R \in \{1, \dots, 10\}$  representing a particular round in the experiment, and  $I_{iR}^k$  being an indicator function taking the value 1 when the predicted choice of strategy  $k$  in round  $R$  agrees with the subject's  $i$  actual choice, otherwise it takes the value 0. Objective is to find optimal values for  $\beta$  and  $\pi$  that maximise the overall likelihood across all subjects  $I$  and set of types (strategies)  $\mathcal{K}$ :

$$\max_{\beta, \pi} \sum_I \ln \left( \sum_K \pi^k P(s^k) \right) \quad (2)$$

We assume that tremble probabilities are partitioned by treatment. Therefore, there are 4 parameters to estimate for each of the treatments, the tremble  $\beta$ , and the mixing probabilities  $\pi_{gm}$ ,  $\pi_{alt}$  and  $\pi_{coop}$  for the G&M, the altruist and the conditional co-operator type respectively (the mixing probability  $\pi_{free}$  for the free-rider is simply the residual probability), giving in total 12 parameters.<sup>13</sup> We estimate the model using Maximum Likelihood Estimation techniques.<sup>14</sup>

Table 6 reports the estimates. The results are ordered by treatment with  $\beta_j$  being the error probability for treatment  $j$  and  $\pi_k^j$  the mixing probability for type  $k$  in treatment  $j$ .

<sup>13</sup>Fudenberg et al. (2012) recognises that this specification assumes that all subjects are identical in terms of the probability distribution over strategies and over errors, while Bland (2020) shows how allowing the distribution of trembles to vary, leads to more robust estimates. We also estimated a model where we allow for heterogeneous trembles (i.e. assume that each subject's tremble probability  $\beta_i$  is drawn from a treatment-specific population distribution with mean  $\mu$  and standard deviation  $\sigma$ ). The results are quantitatively similar as the estimates of the standard deviations were very close to zero, with the only difference that the estimate of the G&M proportion was slightly higher in  $T_1$ . The results are available upon request.

<sup>14</sup>For the estimation we use a general nonlinear augmented Lagrange multiplier optimisation routine that allows for random initialisation of the starting parameters as well as multiple restarts of the solver, to avoid local maxima. The estimation was conducted using the R programming language for statistical computing (The R Manuals, version 4.3.1. Available at: <http://www.r-project.org/>). The estimation codes are available in the replication depository.

Parameter	Estimate	s.e.	p-value	lower	upper
$\beta_1$	0.866	0.013	0.000	0.838	0.894
$\pi_{gm}^1$	0.176	0.075	0.033	0.016	0.336
$\pi_{alt}^1$	0.319	0.088	0.002	0.132	0.506
$\pi_{coop}^1$	0.442	0.095	0.000	0.240	0.644
$\pi_{free}^1$	0.063	0.149	0.679	-0.256	0.382
$\beta_2$	0.893	0.015	0.000	0.861	0.925
$\pi_{gm}^2$	0.258	0.099	0.019	0.048	0.468
$\pi_{alt}^2$	0.406	0.097	0.001	0.199	0.613
$\pi_{coop}^2$	0.242	0.085	0.012	0.062	0.422
$\pi_{free}^2$	0.094	0.162	0.571	-0.252	0.440
$\beta_3$	0.819	0.015	0.000	0.788	0.850
$\pi_{gm}^3$	0.258	0.079	0.005	0.083	0.427
$\pi_{alt}^3$	0.072	0.057	0.225	-0.050	0.194
$\pi_{coop}^3$	0.669	0.097	0.000	0.461	0.877
Log Likelihood	928.830				
Num. pars	11				
Num. Obs.	2000				

Table 6: The Table reports the SFEM estimates.  $\beta_j$  is the noise parameter for treatment  $j$ .  $\pi_k^j$  is the mixing probability (proportion of subjects) of strategy  $k$  in treatment  $j$ . *gm* stands for the G&M type, *alt* for the altruist, *coop* for the conditional co-operator, and *free* for the free rider.

The first thing to notice is the high value of  $\beta$  for all treatments, ranging between 0.819 and 0.893. This parameter is always significant and different from 0.5 ( $\beta$  values close to 0.5 indicate random behaviour, while values close to unity indicate almost deterministic behaviour). There is also little variation between treatments regarding the error probability. As a gen-



eral overview of the results, the fraction of behaviour consistent with the G&M type ranges between 17.6% and 25.8% across all treatments<sup>15</sup>, the fraction of the altruists between 8.7% and 40.6%, that of conditional co-operators between 24.2% and 66.9% and a very small and insignificant proportion of subjects is classified as free riders. In particular, when there is position uncertainty ( $T_1$  and  $T_2$ ) the vast majority of the subjects are classified either as altruists or conditional co-operators 76.1% (64.8%) in  $T_1$  ( $T_2$ ). This is in sharp contrast with the G&M model prediction, that subjects will defect if they observe at least one defection in their sample. While the behaviour of a conditional co-operator is straightforward (i.e. reciprocate to the existing contribution), the behaviour of the altruist is worth further exploration. On top of altruistic motives, a potential explanation could be that subjects were trying to signal to members of the group, placed later in the sequence, and motivate them to contribute.<sup>16</sup> Support for the latter is given by the estimated proportion of altruists when the position is known ( $T_3$ ), where it drops to virtually zero (7.2% and insignificant). If subjects expect the last player in the sequence to defect, they lack the motivation to unconditionally contribute. On the contrary, the proportion of conditional co-operators rises to 66.9% when there is position certainty. The G&M model fits well for around 1/4 of the experimental population (25.8% in both  $T_2$  and  $T_3$ ), while it accounts for 17.6% of the subjects, when the sample is equal to 2 and there is position uncertainty ( $T_1$ ). A potential explanation of this drop could be linked to the strict prediction of the model, that one should ignore any contributions in the sample and defect instead, if there is at least one defection. Finally, the proportion of free riders in the experimental population is virtually zero in  $T_1$  and  $T_2$ , as the fraction of free riders is estimated to be very low and is always insignificant. This result is in line with [Dal Bó and Fréchette \(2019\)](#) who find that the strategies that represent less than 10 per cent of the data are rarely identified as statistically significant. Nevertheless, the information structure of  $T_3$  appears to motivate free-riding behaviour, around

<sup>15</sup>This range increases to 20% and 26.1%, when a heterogeneous error probability is assumed.

<sup>16</sup>This is in line with [Cartwright and Patel \(2010\)](#) who use a sequential public goods game with exogenous ordering and show that agents early enough in the sequence who believe imitation to be sufficiently likely, would want to contribute.

1/4 of our experimental population is classified as *G&M* or free-riders. In short, the main conclusion from this type classification in the simultaneous public goods games literature is that conditional co-operation is the predominant pattern, free-riding is frequent, while unconditional co-operation is very rare. In a sequential discrete public goods experiment involving position uncertainty or position certainty with a partial lack of information on past contributions, we demonstrate that the majority of subjects exhibit altruistic or conditional cooperating behaviour. Approximately 25% of subjects behave as *G&M*-type individuals, while free-riding is found to be very rare, unless the position in the sequence is known.

**Finding 5.** The majority of the subjects behave in an altruistic or conditional co-operating way, around 25% of the subjects as *G&M* type, and free-riding is very rare.

Finally, from a mechanism design point view, we explore which information structure of this kind of contribution mechanism can maximise the provision of the public good. The average contribution across all information conditions is 6.833, 7.234 and 5.781 tokens, for  $T_1$ ,  $T_2$  and  $T_3$  respectively, in line with the previous findings that position certainty leads to higher percentage of defection. The difference between  $T_1$  and  $T_3$ , and  $T_2$  and  $T_3$  is always statistically significant (Wilcoxon rank sum test  $p < 0.000$ ), while the difference between  $T_1$  and  $T_2$  is significant only at the 10% level ( $p = 0.087$ ).

**Finding 6.** The average provision of the public good is maximised when agents are not aware of their position in the sequence, and observe the action of their immediate one predecessor.

## 5 Conclusion

In this study, we present the results of an economic experiment designed to test the theoretical predictions of [Gallice and Monzón \(2019\)](#). In the framework of a sequential public goods game, the experiment contributes to the understanding of contribution decisions when the agents receive partial information regarding their predecessors' past actions, and are uncertain about

their position in the sequence. In a pre-registered economic experiment, we conducted three treatments, varying the amount of information about past actions that a subject can observe, as well as their positional awareness. We find that the results largely align with the theoretical predictions of Gallice and Monzón (2019). Using rigorous structural econometric analysis, we find that approximately 25% of the subjects behave according to the theoretical predictions. Allowing for the presence of alternative behavioural types among the remaining subjects, we find that the majority are classified as conditional co-operators, some are altruists, and very few behave in a free-riding way. We also find that on average provision of public goods is maximised when agents are not aware of their position and agents only observe a partial sample of their immediate predecessor. This might have some implications for designing a contribution mechanism with an information structure akin to G&M, in order to improve the efficiency of public good provision. For instance, in the crowdfunding campaign to improve conservation example, discussed in the introduction, it could be beneficial to set up a website mimicking the information structure proposed by G&M. If potential contributors are not aware of where they are in the sequence, and only partial history of the immediate predecessor is revealed to them before they make contributions, then it would be possible to maximise the voluntary provision of the public good.

## References

- Andreoni, J., Brown, P. M. and Vesterlund, L. (2002). What makes an allocation fair? some experimental evidence, *Games and Economic Behavior* 40(1): 1–24.
- Ansink, E., Koetse, M., Bouma, J., Hauck, D. and van Soest, D. (2022). Crowdfunding conservation (and other public goods), *Journal of the Association of Environmental and Resource Economists* 9(3): 565–602.
- Athey, S. and Ellison, G. (2014). Dynamics of open source movements, *Journal of Economics &*

- Management Strategy* **23**(2): 294–316.
- Bardsley, N. (2000). Control without deception: Individual behaviour in free-riding experiments revisited, *Experimental Economics* **3**: 215–240.
- Bardsley, N. and Moffatt, P. G. (2007). The experimetrics of public goods: Inferring motivations from contributions, *Theory and Decision* **62**(1): 161–193.
- Bigoni, M., Casari, M., Skrzypacz, A. and Spagnolo, G. (2015). Time horizon and cooperation in continuous time, *Econometrica* **83**(2): 587–616.
- Bland, J. R. (2020). Heterogeneous trembles and model selection in the strategy frequency estimation method, *Journal of the Economic Science Association* **6**: 113–124.
- Brandts, J. and Charness, G. (2000). Hot vs. cold: sequential responses in simple experimental games, *Experimental Economics* **2**: 227–238.
- Brandts, J. and Charness, G. (2011). The strategy versus the direct-response method: a first survey of experimental comparisons, *Experimental Economics* **14**: 375–398.
- Breitmoser, Y. (2015). Cooperation, but no reciprocity: Individual strategies in the repeated prisoner’s dilemma, *American Economic Review* **105**(9): 2882–2910.
- Budescu, D., Suleiman, R. and Rapoport, A. (1995). Positional order and group size effects in resources dilemmas with uncertain resources, *Organizational Behavior and Human Decision Processes* **61**(3): 225–238.
- Cartwright, E. and Patel, A. (2010). Imitation and the incentive to contribute early in a sequential public good game, *Journal of Public Economic Theory* **12**(4): 691–708.
- Chen, D. L., Schonger, M. and Wickens, C. (2016). otree—an open-source platform for laboratory, online, and field experiments, *Journal of Behavioral and Experimental Finance* **9**: 88–97.
- Coats, J. C., Gronberg, T. J. and Grosskopf, B. (2009). Simultaneous versus sequential public good provision and the role of refunds—an experimental study, *Journal of Public Economics* **93**(1-2): 326–335.
- Dal Bó, P. and Fréchette, G. R. (2019). Strategy choice in the infinitely repeated prisoner’s

- dilemma, *American Economic Review* **109**(11): 3929–3952.
- Dal Bó, P. and Fréchette, G. R. (2011). The evolution of cooperation in infinitely repeated games: Experimental evidence, *American Economic Review* **101**(1): 411–29.
- Erev, I. and Rapoport, A. (1990). Provision of step-level public goods: The sequential contribution mechanism, *Journal of Conflict Resolution* **34**(3): 401–425.
- Figuières, C., Masclet, D. and Willinger, M. (2012). Vanishing leadership and declining reciprocity in a sequential contribution experiment, *Economic Inquiry* **50**(3): 567–584.
- Fischbacher, U. and Gächter, S. (2010). Social preferences, beliefs, and the dynamics of free riding in public goods experiments, *American Economic Review* **100**(1): 541–56.
- Fischbacher, U., Gächter, S. and Fehr, E. (2001). Are people conditionally cooperative? evidence from a public goods experiment, *Economics Letters* **71**(3): 397–404.
- Fréchette, G. R. and Yuksel, S. (2017). Infinitely repeated games in the laboratory: four perspectives on discounting and random termination, *Experimental Economics* **20**(2): 279–308.
- Fudenberg, D., Rand, D. G. and Dreber, A. (2012). Slow to anger and fast to forgive: Cooperation in an uncertain world, *American Economic Review* **102**(2): 720–49.
- Gächter, S., Nosenzo, D., Renner, E. and Sefton, M. (2010). Sequential vs. simultaneous contributions to public goods: Experimental evidence, *Journal of Public Economics* **94**(7-8): 515–522.
- Gallice, A. and Monzón, I. (2019). Co-operation in social dilemmas through position uncertainty, *Economic Journal* **129**(621): 2137–2154.
- Greiner, B. (2015). Subject pool recruitment procedures: organizing experiments with orsee, *Journal of the Economic Science Association* **1**(1): 114–125.
- Gächter, S., Nosenzo, D., Renner, E. and Sefton, M. (2012). Who makes a good leader? cooperativeness, optimism, and leading-by-example, *Economic Inquiry* **50**(4): 953–967.
- Güth, W., Levati, V., Sutter, M. and van der Heijden, E. (2007). Leading by example with and without exclusion power in voluntary contribution experiments, *Journal of Public Economics* **91**: 1023–1042.

- Herrmann, B. and Thöni, C. (2009). Measuring conditional cooperation: A replication study in russia, *Experimental Economics* **12**(1): 87–92.
- Hudik, M. and Chovanculiak, R. (2018). Private provision of public goods via crowdfunding, *Journal of Institutional Economics* **14**(1): 23–44.
- Katuščák, P. and Miklánek, T. (2023). What drives conditional cooperation in public good games?, *Experimental Economics* **26**(2): 435–467.
- Keser, C. and Kliemt, H. (2021). The strategy method as an instrument for the exploration of limited rationality in oligopoly game behavior (strategiemethode zur erforschung des eingeschränkt rationalen verhaltens im rahmen eines oligopolexperimentes), in G. Charness and M. Pingle (eds), *The Art of Experimental Economics: Twenty Top Papers Reviewed*, 1st edn, Routledge, pp. 30–37.
- Keser, C. and van Winden, F. (2000). Conditional cooperation and voluntary contributions to public goods, *Scandinavian Journal of Economics* **102**(1): 23–39.
- Kocher, M. G., Cherry, T., Kroll, S., Netzer, R. J. and Sutter, M. (2008). Conditional cooperation on three continents, *Economics Letters* **101**(3): 175–178.
- Kreps, D. M. and Wilson, R. (1982). Sequential equilibria, *Econometrica* **50**(4): 863–894.
- Lerner, J. and Tirole, J. (2002). Some simple economics of open source, *Journal of Industrial Economics* **50**(2): 197–234.
- Levati, M. V., Sutter, M. and Van der Heijden, E. (2007). Leading by example in a public goods experiment with heterogeneity and incomplete information, *Journal of Conflict Resolution* **51**(5): 793–818.
- Martinsson, P., Pham-Khanh, N. and Villegas-Palacio, C. (2013). Conditional cooperation and disclosure in developing countries, *Journal of Economic Psychology* **34**: 148–155.
- Moxnes, E. and Van der Heijden, E. (2003). The effect of leadership in a public bad experiment, *Journal of Conflict Resolution* **47**(6): 773–795.
- Potters, J., Sefton, M. and Vesterlund, L. (2005). After you—endogenous sequencing in volun-

- tary contribution games, *Journal of Public Economics* **89**(8): 1399–1419.
- Potters, J., Sefton, M. and Vesterlund, L. (2007). Leading-by-example and signaling in voluntary contribution games: an experimental study, *Economic Theory* **33**(1): 169–182.
- Préget, R., Nguyen-Van, P. and Willinger, M. (2016). Who are the voluntary leaders? experimental evidence from a sequential contribution game, *Theory and Decision* **81**(4): 581–599.
- Rapoport, A. (1997). Order of play in strategically equivalent games in extensive form, *International Journal of Game Theory* **26**(1): 113–136.
- Rapoport, A. and Boebel, R. B. (1992). Mixed strategies in strictly competitive games: A further test of the minimax hypothesis, *Games and Economic Behavior* **4**(2): 261–283.
- Rapoport, A., Budescu, D. and Suleiman, R. (1993). Sequential requests from randomly distributed shared resources, *Journal of Mathematical Psychology* **37**: 241–265.
- Rapoport, A. and Erev, I. (1994). Provision of step-level public goods: Effects of different information structures, in U. Schulz, W. Albers and U. Mueller (eds), *Social Dilemmas and Cooperation*, Springer-Verlag, New York, pp. 55–73.
- Romano, R. and Yildirim, H. (2001). Why charities announce donations: a positive perspective, *Journal of Public Economics* **81**(3): 423–447.
- Selten, R. (1967). *Die Strategiemethode zur Erforschung des eingeschränkt rationalen Verhaltens im Rahmen eines Oligopol-experiments*, Mohr, Tübingen, pp. 136–168.
- Stiver, A., Barroca, L., Minocha, S., Richards, M. and Roberts, D. (2015). Civic crowdfunding research: Challenges, opportunities, and future agenda, *New Media & Society* **17**(2): 249–271.
- Suleiman, R., Budescu, D. V. and Rapoport, A. (1994). The position effect: The role of a player's serial position in a resource dilemma game, in U. Schulz, W. Albers and U. Mueller (eds), *Social Dilemmas and Cooperation*, Springer-Verlag, New York, pp. 55–73.
- Suleiman, R., Rapoport, A. and Budescu, D. (1996). Fixed position and property rights in sequential resource dilemmas under uncertainty, *Acta Psychologica* **93**: 229–245.
- Sutter, M. and Rivas, M. F. (2014). Leadership, reward and punishment in sequential public

- goods experiments, in P. A. M. Van Lange, B. Rockenbach and T. Yamagishi (eds), *Reward and Punishment in Social Dilemmas*, Oxford University Press, pp. 133–157.
- Teyssier, S. (2012). Inequity and risk aversion in sequential public good games, *Public Choice* **151**(1): 91–119.
- Thöni, C. and Volk, S. (2018). Conditional cooperation: Review and refinement, *Economics Letters* **171**: 37–40.
- Varian, H. R. (1994). Sequential contributions to public goods, *Journal of Public Economics* **53**(2): 165–186.
- Vesterlund, L. (2003). The informational value of sequential fundraising, *Journal of Public Economics* **87**(3-4): 627–657.
- Von Krogh, G., Spaeth, S. and Lakhani, K. R. (2003). Community, joining, and specialization in open source software innovation: a case study, *Research Policy* **32**(7): 1217–1241.
- Xu, L., Nian, T. and Cabral, L. (2020). What makes geeks tick? a study of stack overflow careers, *Management Science* **66**(2): 587–604.