

LaplaceConfidence: a Graph-based Approach for Learning with Noisy Labels

Mingcai Chen¹, Yuntao Du¹, Wei Tang², Baoming Zhang¹, Hao Cheng¹, Shuwei Qian¹, Chongjun Wang^{1*}

¹ State Key Laboratory for Novel Software Technology at Nanjing University, Nanjing University

² Department of Neurology, University Medical Center Groningen, University of Groningen

Abstract—In real-world applications, perfect labels are rarely available, making it challenging to develop robust machine learning algorithms that can handle noisy labels. Recent methods have focused on filtering noise based on the discrepancy between model predictions and given noisy labels, assuming that samples with small classification losses are clean. This work takes a different approach by leveraging the consistency between the learned model and the entire noisy dataset using the rich representational and topological information in the data. We introduce LaplaceConfidence, a method that to obtain label confidence (i.e., clean probabilities) utilizing the Laplacian energy. Specifically, it first constructs graphs based on the feature representations of all noisy samples and minimizes the Laplacian energy to produce a low-energy graph. Clean labels should fit well into the low-energy graph while noisy ones should not, allowing our method to determine data’s clean probabilities. Furthermore, LaplaceConfidence is embedded into a holistic method for robust training, where co-training technique generates unbiased label confidence and label refurbishment technique better utilizes it. We also explore the dimensionality reduction technique to accommodate our method on large-scale noisy datasets. Our experiments demonstrate that LaplaceConfidence outperforms state-of-the-art methods on benchmark datasets under both synthetic and real-world noise.

Index Terms—Learning with noisy labels, graph energy, dimensionality reduction.

I. INTRODUCTION

The success of deep learning relies on high-quality labeled datasets. However, various obstacles, such as expensive labor costs, large quantities of data, or requirements for domain knowledge, could exist in the labeling process [1], [2]. Consequently, fully intact labels are usually not readily available in real-world applications. What’s more, recent studies have found that label noise can seriously damage the performance of deep models [3], [4]. Therefore, it is necessary to improve model robustness against noisy labels.

The field of Learning with Noisy Labels (LNL) encompasses a broad spectrum of algorithms. Recently, a series of methods [5]–[7] has significantly improved robustness by leveraging the memorization effect, i.e., the behavior that deep models fit generalizable patterns before memorizing the noisy patterns [4]. Networks tend to present smaller losses on clean samples and vice versa. Therefore, the clean probability of given labels, i.e., label confidence, can be estimated according to per-sample loss, as shown in the left of Fig. 1.

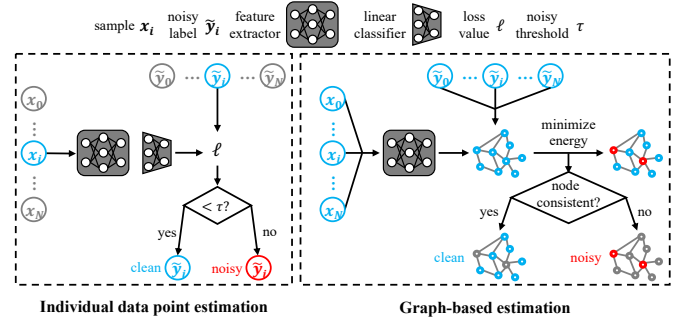


Fig. 1. Conventional individual data point estimation vs. our graph-based estimation. Our graph-based method takes all samples and their topological relationship into consideration.

For example, DivideMix [7] uses Gaussian Mixture Model (GMM) to dynamically find the loss threshold τ for sample selection. It then trains the model using the supervised training signals from clean labels and self-supervised training signals from noisy examples. However, there is a growing awareness of the defects in the loss-based criteria [8]–[10]: The loss distribution of true-labeled and false-labeled samples always overlap, especially when the noise rate is heavy or there exist some hard-to-learn samples [8], [11].

The central tenets of our work are twofold: 1). the previous observation [12], [13] that suggests overfitting to noisy labels occurs less in hidden representations, 2). the label confidence can be better estimated based on relationship of the learned representations than individuals of those. To support our claims, we first verify the previous observation that, even when trained on noisy datasets, samples tend to have same-class neighbors in the learned feature space (see Section IV-B1 for our analysis). On this basis, we can relate how possible a sample is mislabeled to how many different-class neighbors it has [12], [14], [15]. However, the mislabeled data points could also affect and bias the prediction of their neighbors. To address this issue, we aim to update labels to reach a global optimal estimation where label consistency of all data points has converged to a stable state. To mathematically model this problem, we borrow the concept of Laplacian energy in graph theory [16]–[18], which qualifies the label consistency between each node and its neighbors in the connection structure. We estimate label confidence by solving the graph Laplacian minimization problem. Specifically, a graph

*Corresponding author

is first built using the features extracted from the model, where nodes represent samples and the edges are determined by the similarity between pairs of samples. On the graph, the noisy labels of all samples are optimized so that the disagreement between neighbors is minimized. After this process, the clean nodes tend to remain unaffected, while the noisy labels would be changed because they are inconsistent with a low-energy graph whose neighbors have similar labels.

In conclusion, we propose a novel label confidence estimation method named LaplaceConfidence, fully utilizing the learned representations and their topological relationship. We embed it into a holistic method by combining it with other techniques, including co-training, label refurbishment [19], [20], and data augmentation. Given that the real-world applications of LNL often involve large-size models or datasets [21], we also investigate the role of the dimensionality reduction technique in the scalability of our method. The main contributions of this work are as follows:

- We propose a feature-based confidence estimation method that obtains optimal confidence estimation based on the topological information of samples. Besides, LaplaceConfidence is integrated with other techniques to form a holistic approach for learning with noisy labels.
- To make our method suitable for large-scale networks or large noisy datasets in real-world applications, we investigate the role of dimensionality reduction before using the feature representations to construct the graph. We find that it can significantly accelerate our method without compromising performance. In some cases, it can even improve robustness.
- We demonstrate that LaplaceConfidence outperforms previous classification-loss-based estimation methods. Our method achieves state-of-the-art results on standard LNL benchmarks, namely CIFAR-10, CIFAR-100 with synthetic label noise and real-world noisy dataset Mini-WebVision. We also systematically study the components of LaplaceConfidence to examine their effectiveness.

II. RELATED WORK

This section first introduces the taxonomy of label noise. Then we categorize some recent LNL algorithms into two groups, namely classification-loss-based and feature-based, to set the stage for LaplaceConfidence. We also introduce related semi-supervised learning works.

A. Taxonomy of Label Noise

Formally, let \tilde{y} , y denote the noisy label and underlying true label, respectively. The distribution of noisy labels is affected by the dependency between data features and class labels: $p(\tilde{y} = j | x, y)$. Based on this, some [22]–[25] assume an instance-independent label noise model:

$$\begin{aligned} p(\tilde{y} = j | x, y) &= \sum_{i=1}^C p(\tilde{y} = j, y = i | x) \\ &= \sum_{i=1}^C p(\tilde{y} = j | y = i) p(y = i | x) \end{aligned} \quad (1)$$

where C is the number of classes. $p(\tilde{y} = j | y = i)$ is the noise model, i.e., the probability of the sample in class i being corrupted to class j . The second equation holds because the label noise is assumed to be independent of input features.

However, the instance-independent noise model is unrealistic. For example, in some real-world datasets, an unrecognizable image is more likely to be mislabeled. Therefore, the corruption probability should be dependent on the data features, i.e., instance-dependent label noise [26], [27]. Explicitly modeling such noise is challenging. Some recent methods [7], [10], [28] leverage confidence-based sample selection and semi-supervised learning, achieving significant improvement.

B. Classification-loss-based LNL

In Mentornet [5], a pre-trained network selects samples with small losses to train a student network. Co-teaching [6], on the other hand, maintains two equivalent models, and each selects small-loss samples for its peer. Co-teaching+ [29] extends Co-teaching by further filtering agreed predictions, so the two base models would not collapse into a consensus. ITLM [30] aims to optimize a trimmed loss by jointly choosing a fraction of samples and updating the model on it. INCV [31] selects clean samples from the noisy ones at every round via a cross-validation process. Then it deploys the co-teaching training schema. SELFIE [14] refurbishes small-loss samples with the most frequently predicted labels in previous training epochs. [20] fits the distribution of pre-sample loss on a Beta Mixture Model (BMM). Then the produced probability is used as the coefficient of the bootstrapping loss [19]. [32] designs a surrogate loss of the robust 0-1 loss and uses it for clean sample selection. DivideMix [7] uses a GMM to model the loss distribution and identify the noise. Possible incorrect labels are eliminated before performing a semi-supervised learning algorithm named MixMatch [33] to fully utilize all data. Different from these, our method investigates the LNL problem from a latent representational and topological perspective.

C. Feature-based LNL

There are several recent LNL methods [12], [14], [15] based on latent feature representation. Dimensionality-Driven Learning (D2L) [34] adopts a label refurbishment framework and backpropagates the loss for a linear combination of predictions and noisy labels. The method chooses an optimal weight, i.e., label confidence, for the combination such that the increase of local intrinsic dimensionality [35] is prevented. TopoFilter [9] filters noise according to the topological relationship between samples. It constructs a k -NN graph and treats nodes in the largest connected component for each class as clean samples. Multi-Objective Interpolation Training [12] identifies noise by comparing the predictions of samples and those of their neighbors before correcting the wrong labels for training. Noisy Graph Cleaning (NGC) [10] considers a new problem setup: learning with open-world noisy data. The method constructs a graph and performs label propagation to obtain pseudo-labels. Then it selects clean samples using the largest connected component within each class. Besides,

it adopts contrastive learning at a sub-graph level. Neighbor Consistency Regularization (NCR) [13] deploys a simple regularization loss term for robust training, encouraging examples with similar feature representations to have similar predictions. However, we suggest that the topological information can be further utilized by optimizing the whole dataset’s topological structure. The major distinction of LaplaceConfidence is that it reaches an optimal estimation by minimizing the graph Laplacian energy.

D. Semi-Supervised Learning

Semi-supervised learning aims to leverage both labeled data and unlabeled data. Recent LNL methods attempt to convert the LNL problem into a semi-supervised learning problem by removing some possible noisy labels and utilizing powerful semi-supervised learning techniques. For instance, DivideMix’s success can be largely attributed to the deployment of MixMatch. Our idea of constructing a graph using data points’ representations is inspired by the semi-supervised learning method LaplaceNet [18], which assigns pseudo-labels to unlabeled data using the label propagation algorithm. One difference between LaplaceNet and our method is that the former employs propagated labels for training, while we utilize the resulting graph for label confidence estimation. One may wonder why LaplaceConfidence does not directly use the refined labels as training targets. We find that, unlike in semi-supervised learning, this would yield suboptimal results in LNL. We note that obtaining pseudo-labels in each iteration (instead of per epoch) using the latest model leads to less noisy training targets, which is essential to an LNL method. Therefore, LaplaceConfidence estimates label confidence in every epoch and generates new training targets in every iteration.

III. METHOD

A. Problem Formulation

Different from the standard supervised learning, only a noisy training dataset $\tilde{D} = \{\mathbf{x}_i, \tilde{\mathbf{y}}_i\}_{i=1}^N$ is available in LNL, where \mathbf{x} is the input feature and $\tilde{\mathbf{y}} \in \{0, 1\}^C$ are the one-hot noisy label vector in C -class. N is the number of training samples. LNL is to train a robust model, which can be viewed as a composition of a feature extractor $g(\cdot)$ and a linear classifier $f(\cdot)$. The performance is evaluated on a clean test dataset.

B. LaplaceConfidence

To model the topological relationship of samples, we utilize the graph structure. Specifically, an undirected k -NN graph is first constructed using penultimate layer features of all training samples $\{\mathbf{v}_1 = g(\mathbf{x}_1), \dots, \mathbf{v}_N = g(\mathbf{x}_N)\}$. The weighted adjacency matrix A :

$$A_{ij} = \begin{cases} \langle \mathbf{v}_i, \mathbf{v}_j \rangle, & \text{if } i \in \mathcal{N}_k(j) \\ 0, & \text{otherwise} \end{cases} \quad (2)$$

where $\langle \cdot, \cdot \rangle$ is the inner product. \mathcal{N}_k denotes the k nearest neighbors. To balance the influence of samples with different

numbers of neighbors, the diagonal degree matrix D is used to normalize A :

$$\begin{aligned} \bar{A} &= D^{-1/2} A D^{-1/2} \\ D &= \text{diag}(A \mathbb{1}_N) \end{aligned} \quad (3)$$

where $\text{diag}(\cdot)$ is a diagonal matrix whose diagonal consists of the vector in the bracket.

A graph formed from a clean dataset should have low graph Laplacian energy because samples are likely to agree with their neighbors’ labels. Our obtained graph is not the case due to the inconsistency between the learned features and the noisy labels. Therefore, we can identify noisy nodes that cause such inconsistency according to which nodes should be changed for a low-energy graph structure. The graph Laplacian energy over the label distribution is minimized to obtain the clean graph structure.

$$\mathcal{Q}(\bar{Y}) = \frac{1}{2} \sum_{i,j=1}^N \bar{A}_{ij} \left\| \frac{\bar{\mathbf{y}}_i}{\sqrt{D_{ii}}} - \frac{\bar{\mathbf{y}}_j}{\sqrt{D_{jj}}} \right\|^2 + \frac{\mu}{2} \sum_{i=1}^N \|\bar{\mathbf{y}}_i - \tilde{\mathbf{y}}_i\|^2 \quad (4)$$

where the refined label distribution $\bar{Y} = [\bar{\mathbf{y}}_1, \dots, \bar{\mathbf{y}}_N] \in \mathbb{R}^{N \times C}$. The second term is a fidelity term that avoids the refined labels changing too much from the original labels. μ is the coefficient that balances between the node’s neighborhoods and itself. Minimizing \mathcal{Q} is a typical convex optimization problem. To side-step the calculation of matrix inverse, we use the conjugate gradient method to solve the linear system $(I - (1 + \mu)^{-1} \bar{A}) \bar{Y} = \tilde{Y}$. The calculation follows the prevalent practice, so we don’t elaborate on the details here. Finally, a global optimal label distribution is obtained.

Having the refined label distribution \bar{Y} , there are many ways to map it to clean probability, e.g., calculating the cross-entropy between the original labels $H(\bar{\mathbf{y}}, \tilde{\mathbf{y}})$ and then put it in previous GMM framework. We find that simply using the probability on the original class as label confidence $w = \bar{\mathbf{y}}[\tilde{y}]$ yields good results.

C. The Overall Training Process

Though we mainly focus on label confidence estimation in this work, some other techniques are also unified to form a holistic pipeline for LNL. The whole training schema is described in Algorithm 1.

Specifically, the label refurbishment framework trains the model with the refurbished label \mathbf{y}^* , which is obtained from a convex combination of the noisy label $\tilde{\mathbf{y}}$ and the pseudo-label $\hat{\mathbf{y}}$ from the model’s prediction.

$$\mathbf{y}^* = w \tilde{\mathbf{y}} + (1 - w) \hat{\mathbf{y}} \quad (5)$$

where w is the label confidence from Sec. III-B. The bigger the label confidence, the more the model fits the given label. The smaller the label confidence, the more the optimization objective leans toward self-training.

Using one model’s own predictions to guide its subsequent training leads to the error accumulation problem [36], [37]. Co-training alleviates the problem by training two models simultaneously. We adopt the co-training schema in DivideMix [7]. Specifically, two models with the same structure but different parameter initialization are maintained. The confidence

Algorithm 1 Training schema for LaplaceConfidence

Input: Noisy dataset $\tilde{\mathcal{D}} = \{(\mathbf{x}_i, \tilde{\mathbf{y}}_i)\}_{i=1}^N$, # total rounds for training R , # rounds for warm-up R_{warm} , # iterations of every training round I .

Output: Trained model.

- 1: Randomly initialize two models
 - 2: **for** $r = 1$ to R **do**
 - 3: **for** $m = 0$ to 1 **do**
 - 4: **if** $r < R_{\text{warm}}$ **then**
 - 5: Train model m over $\tilde{\mathcal{D}}$ for one epoch
 - 6: **else**
 - 7: Extract features and construct graph following Eq.(2) and Eq.(3)
 - 8: Minimize Eq.(4) and obtain label confidence w
 - 9: Refurbish labels following Eq.(5) and Eq.(6)
 - 10: Train model m over $\{\mathcal{A}(\mathbf{x}_i), \mathbf{y}_i^*\}_{i=1}^N$ for I iterations
 - 11: **end if**
 - 12: **end for**
 - 13: **end for**
-

one model uses comes from its peer. For pseudo-labeling, two models' predictions are ensembled. Let $p_{\text{model1}}(\mathbf{y} | \mathbf{x})$ and $p_{\text{model2}}(\mathbf{y} | \mathbf{x})$ be the two networks' predictions, respectively. The pseudo-labels are generated by:

$$\hat{\mathbf{y}} = \text{Sharpen} \left(\frac{p_{\text{model1}}(\mathbf{y} | \alpha(\mathbf{x})) + p_{\text{model2}}(\mathbf{y} | \alpha(\mathbf{x}))}{2} \right) \quad (6)$$

where $\alpha(\cdot)$ is a basic image augmentation function, which randomly flips and crops the input images. $\text{Sharpen}(p_i) = p_i^{\frac{1}{T}} / \sum_{j=1}^C p_j^{\frac{1}{T}}$ reduces the entropy of the label distribution $\mathbf{p} = (p_1, \dots, p_C)$ with a temperature T .

We use mini-batch stochastic gradient descent algorithm for optimization. The loss of a sample \mathbf{x} in a mini-batch is the cross-entropy \mathcal{H} between the soft pseudo-labels and the predictions of the model:

$$\mathcal{L} = \mathcal{H}(\mathbf{y}^*, f(g(\mathcal{A}(\mathbf{x})))) \quad (7)$$

where \mathcal{A} is an augmentation method RandAugment [38]. It first randomly selects a given number of operations from a set of image transformations, including geometric and photometric transformations. Sequentially, these operations are applied with random magnitudes. Its details are in the supplementary material. f and g is the linear classifier and feature extractor, respectively.

IV. RESULTS AND DISCUSSION

A. Experimental Details

1) *Benchmark Datasets:* We benchmark the proposed method on experimental settings using CIFAR-10, CIFAR-100 [39] with different levels of synthetic noises, as well as the real-world dataset Mini-WebVision [21]. On CIFAR-10 and CIFAR-100, There are two commonly used types of synthetic noise [7], [40]: symmetric noise and asymmetric noise. Symmetric noise corrupts samples to random classes

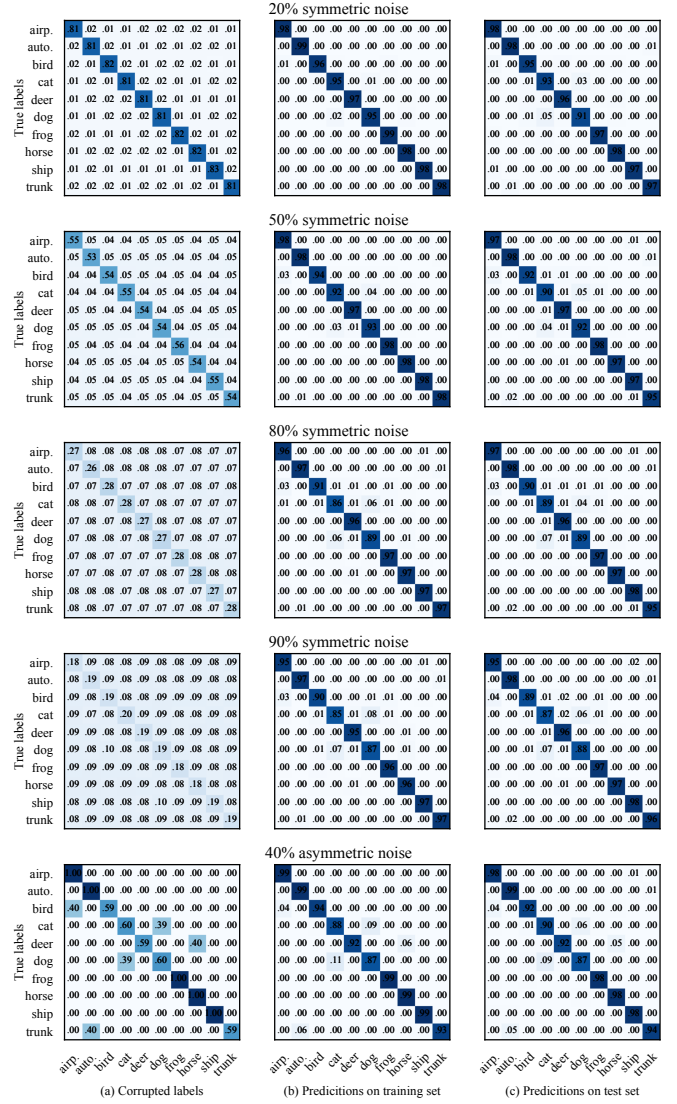


Fig. 2. Confusion matrices on CIFAR-10 under 20%-90% symmetric noise and 40% asymmetric noise. (a) The corrupted training set. (b) The prediction on the training set. (c) The prediction on the test set. The airp. and auto. are airplane and automobile for short.

with the same probability, while asymmetric noise corrupts samples to specific classes according to a pre-defined label transition matrix (shown in Fig. 2(a)). The noise rate ranges from 20% to 90% (note that samples are randomly corrupted to C classes for symmetric noise, and the true labels may be maintained afterward). For Mini-WebVision, we use the first 50 classes of the Google image subset. The ImageNet ILSVRC12 is used as the validation set following [7], [31].

2) *Backbone Models:* The backbone for CIFAR is the 18-layer PreAct Resnet [41]. The backbone for Mini-WebVision is the Inception-ResNet v2 [42].

3) *Training Schema:* For all experiments, we mainly tune two hyper-parameters, namely the temperature T_{pl} for pseudo-labeling and the k in the k -NN graph. Specifically, using a validation set of 5000 samples, we choose T_{pl} from $\{1, 2, 3, 4\}$ and k from $\{2, 10, 50, 100\}$. For two light noise settings, namely CIFAR-10 under 20% symmetric noise and CIFAR-

TABLE I
COMPARISON WITH STATE-OF-THE-ART METHODS ON CIFAR-10 AND CIFAR-100 WITH SYNTHETIC NOISE. SYM. AND ASYM. ARE SYMMETRIC AND ASYMMETRIC FOR SHORT, RESPECTIVELY. THE BEST RESULTS ARE INDICATED IN BOLD. WE INCLUDE THE RESULTS OF AUGDESC* WITH TWO DIFFERENT AUGMENTATION POLICIES.

Dataset		CIFAR-10					CIFAR-100			
Noise type		Sym.			Asym.	Sym.				
Method/Noise ratio		20%	50%	80%	90%	40%	20%	50%	80%	90%
Bootstrap	Best	86.8	79.8	63.3	42.9	-	62.1	46.6	19.9	10.2
	Last	82.9	58.4	26.8	17.0	-	62.0	37.9	8.9	3.8
F-correction	Best	86.8	79.8	63.3	42.9	87.2	61.5	46.6	19.9	10.2
	Last	83.1	59.4	26.2	18.8	83.1	61.4	37.3	9.0	3.4
Co-teaching+	Best	89.5	85.7	67.4	47.9	-	65.6	51.8	27.9	13.7
	Last	88.2	84.1	45.5	30.1	-	64.1	45.3	15.5	8.8
Mixup	Best	95.6	87.1	71.6	52.2	-	67.8	57.3	30.8	14.6
	Last	92.3	77.6	46.7	43.9	-	66.0	46.6	17.6	8.1
P-correction	Best	92.4	89.1	77.5	58.9	88.5	69.4	57.5	31.1	15.3
	Last	92.0	88.7	76.5	58.2	88.1	68.1	56.4	20.7	8.8
Meta-Learning	Best	92.9	89.3	77.4	58.7	89.2	68.5	59.2	42.4	19.5
	Last	92.0	88.8	76.1	58.3	88.6	67.7	58.0	40.1	14.3
M-correction	Best	94.0	92.0	86.8	69.1	87.4	73.9	66.1	48.2	24.3
	Last	93.8	91.9	86.6	68.7	86.3	73.4	65.4	47.6	20.5
DivideMix	Best	96.1	94.6	93.2	76.0	93.4	77.3	74.6	60.2	31.5
	Last	95.7	94.4	92.9	75.4	92.1	76.9	74.2	59.6	31.0
AugDesc-AutoAugment*	Best	96.3	95.4	93.8	91.9	94.6	79.5	77.2	66.4	41.2
	Last	96.2	95.1	93.6	91.8	94.3	79.2	77.0	66.1	40.9
AugDesc-RandAugment*	Best	96.1	-	-	89.6	-	78.1	-	-	36.8
	Last	96.0	-	-	89.4	-	77.8	-	-	36.7
LaplaceConfidence	Best	96.4	96.0	95.0	94.7	95.2	79.6	76.5	70.4	55.2
	Last	96.3	95.8	94.8	94.6	94.7	79.3	75.5	69.4	44.6

100 under 20% symmetric noise, and Mini-WebVision, the T_{pl} is set to 1. Otherwise, the T_{pl} is set to 2. For CIFAR-10 under symmetric noise, k is set to 50. In other cases, the k is set to 2. For CIFAR-10 and CIFAR-100, the network is trained using SGD with a learning rate of 0.01, a momentum of 0.9, a weight decay of 0.0005, and a batch size of 128 for 400 rounds. The model is warmed up for 15 epochs (simple supervised training using the original noisy dataset). We reduce the learning rate to 0.001 in the last 100 training rounds. For Mini-WebVision, the network is trained using SGD with a learning rate of 0.01, a momentum of 0.9, a weight decay of 0.0005, and a batch size of 160 for 300 rounds. The warm-up period is 1 epoch. We reduce the learning rate to 0.001 in the last 100 training rounds.

We add a regularization term for encouraging the network output uniform distribution following many LNL methods [7], [20], [43]: $L_{reg} = \sum_c \pi_c \log(\frac{\pi_c}{\bar{p}_c})$ where $\bar{p}_c = \frac{1}{B} \sum_{i=1}^B p(y = c | x_i; \theta)$. π is the uniform prior distribution, we set $\pi_c = \frac{1}{C}$. For asymmetric noise, we add a negative entropy loss term during warm-up following [7], [44]: $L_{asym} = \sum_c p(y | x; \theta) \log(p(y | x; \theta))$.

4) *Data augmentation*: For the data augmentation \mathcal{A} , we use the modified version of RandAugment [38] follows the setting of FixMatch [45]. The operations of RandAugment are shown in Table II. The meaning of range is the same as the original version, so we don't elaborate here.

TABLE II
LIST OF OPERATIONS FOR STRONG TRANSFORMATIONS OF THE MODIFIED RANDAUGMENT. THREE TRANSFORMATIONS ARE RANDOMLY CHOSEN AND PERFORMED WITH STOCHASTIC MAGNITUDE.

Operation	Range	Operation	Range
AutoContrast	[0, 1]	Rotate	[-30, 30]
Brightness	[0.05, 0.95]	Sharpness	[0.05, 0.95]
Color	[0.05, 0.95]	ShearX	[-0.3, 0.3]
Contrast	[0.05, 0.95]	ShearY	[-0.3, 0.3]
Equalize	[0, 1]	Solarize	[0, 256]
Identity	[0, 1]	TranslateX	[-0.3, 0.3]
Posterize	[4, 8]	TranslateY	[-0.3, 0.3]

B. Comparison to SOTA

1) *CIFAR-10, CIFAR-100*: For comparison on CIFAR-10 and CIFAR-100, results of Bootstrap [19], F-correction [25], P-correction [46], M-correction [20] Mixup [47], Co-teaching+ [29], Meta-learning [48], DivideMix [7], AugDesc [28] are reported. Their results are from [7], [28]. Following [7], [28], we report both the **Best** test accuracy across all epochs and the average test accuracy over the **Last** 10 epochs. The performance of LaplaceConfidence over 3 trials with different random seeds for noise generation and parameter initialization is averaged. It is also worth noting that AugDesc is extended from DivideMix by adding different augmentations on top of it. We include two versions of AugDesc: one is with RandAugment [38], which is the same as the augmentation

TABLE III

COMPARISON WITH STATE-OF-THE-ART METHODS ON MINI-WEBVISION WITH REAL-WORLD NOISE. THE BEST RESULTS ARE INDICATED IN BOLD.

Method	Mini-WebVision		ILSVRC12	
	top-1	top-5	top-1	top-5
D2L	62.68	84.00	57.80	81.36
MentorNet	63.00	81.40	57.80	79.92
Co-teaching	63.58	85.20	61.48	84.70
Iterative-CV	65.24	85.34	61.60	84.98
DivideMix	77.32	91.64	75.20	90.84
NGC	79.16	91.84	74.44	91.04
LaplaceConfidence	80.52	94.56	77.36	94.12

we use, and another is with AutoAugment [49], which uses reinforcement learning to determine the selection and ordering of a set of augmentation functions.

The proposed method outperforms the previous best method by up to 2.8% on CIFAR-10 under symmetric noise and by up to 14% on CIFAR-100 under symmetric noise, as shown in Table I. Only AugDesc-AutoAugment achieves competitive results on CIFAR-100 under 50% noise, with AutoAugment that has a higher computation cost as shown in [38]. The performance gain is bigger under heavy noise. We remark that suboptimal confidence estimation would misguide the training, and the model, in turn, overfits the wrong labels and adversely affects the subsequent confidence estimation. Thus, a good label confidence estimation method could bring huge improvements under heavy noise.

In terms of asymmetric noise, the proposed method also achieves better results, surpassing the previous best method by over 1.8%. After training, the model is less biased towards the given class-dependent noise on the training and test set, as shown in Fig. 2(b) and (c).

In Fig. 3(a) and (b), we visualize the learned features of clean and noisy datasets. It can be seen that clean features have a clear cluster structure, where samples in the same class are close. However, noisy features are more twisted, as in Fig. 3(b), where some samples locate far away from their cluster center. The softmax-based linear classifier on top of the penultimate layer features would be unable to separate such twisted features and, subsequently, the cross-entropy loss is unable to identify label noise [13], [50]. We suggest that this is one of the reasons why the small-loss criterion fails.

From Fig. 3 (b), we can also notice that most samples, even though they do not form cluster structure, still have same-class neighbors. Therefore, we attempt to utilize the topological relationships between samples for label confidence estimation. The possibility of a sample/node being mislabeled can be determined by all data points’ distribution in the feature space. The graph structure is commonly used to model such relationships, on which all nodes can propagate their labels to their neighbors. Considering that the propagation could be an iterative process, where corrected nodes can affect their neighbors again until reaching convergence, we solve the label confidence estimation as the classic graph Laplacian minimization problem [16]–[18], i.e., making the intrinsic connection structure sufficiently smooth. After this process, the more the label changes, the more possible it is that the

TABLE IV

TIME COST IN SECONDS AND ACCURACY. “PER CONV.” STANDS FOR THE RUNNING TIME OF PER CONVERGENCE OF THE ESTIMATION METHOD.

		LC	PCA+LC
CIFAR-10	Time cost per conv.	8.66	5.66
	Average accuracy	95.45	95.41
Mini-WebVision	Time cost per conv.	22.89	14.53
	Average accuracy	80.52	81.32

original labels are wrong.

2) *Mini-WebVision*: Learning with real-world label noise is more challenging. We evaluate LaplaceConfidence on Mini-WebVision to verify that it performs well on a larger dataset with more complex noise. For comparison, we choose classification-loss-based methods, namely MentorNet [5], Co-teaching [6], Iterative-CV [31], DivideMix [7], and feature-based methods, namely D2L [34] and NGC [10]. It is worth noting that NGC is also a graph-based LNL method which utilizes the largest connected components for noise identification. Comparison with it can verify our method based on Laplacian energy minimization is better than other graph-based methods.

LaplaceConfidence outperforms all other classification-loss-based and feature-based LNL methods by achieving a top-1 and top-5 accuracy of 80.52% and 94.56%, respectively. It is 1.35% and 2.71% better than the previous best NGC, respectively.

C. Accelerating LaplaceConfidence

The computation time difference between LaplaceConfidence and conventional loss-based LNL methods is due to the label confidence estimation process. Given that the field of LNL often deal with large datasets or models, reducing the computation cost further would be beneficial for the potential real-world usage of our method. Since our method takes a bilevel optimization form, and we do not need to back-propagate the gradient in the label confidence process, the features can be freely manipulated. Therefore, we consider a simple strategy that is known to be capable of removing irrelevant or redundant features, i.e., reducing the dimension of the extracted feature embeddings using Principal Component Analysis (PCA) for the calculation in Eq. 3.

To further accelerate the process of k -NN graph construction, we implement it using the Faiss library (<https://faiss.ai/>). Even though the underlying k -selection algorithm’s worst time complexity is still $\mathcal{O}(n^2)$, the average case is reduced to $\mathcal{O}(n)$. What’s more, the Faiss library provides quick GPU implementation and optimization, which takes advantage of parallelism. On the same infrastructure, we test the running time of LaplaceConfidence and LaplaceConfidence+PCA on two datasets.

We run our experiments and calculate the computational cost on 24 cores Intel(R) Xeon(R) Platinum 8255C CPU and a single NVIDIA RTX V100 GPU to get the real time cost. As shown in Table IV, by simply adding the PCA technique, LaplaceConfidence is quicker with almost no accuracy loss on




Fig. 3. Feature representations visualized by t-SNE. Color represents the ground-truth class. (a). The clean feature representation (trained on clean CIFAR-10). (b). The noisy feature representation (trained on 50% uniformly corrupted CIFAR-10 without robust training techniques). (c). The noisy feature representation our method learned. The standard softmax-based linear classifier could easily fail on the twisted feature in (b), yielding bad label confidence estimation. Best viewed in color.

TABLE V
ABLATION STUDY. RESULTS ON CIFAR-10 WITH DIFFERENT LEVELS OF SYMMETRIC NOISE ARE REPORTED.

Method/Noise ratio		20%	50%	80%	90%
LaplaceConfidence	Best	96.4	96.0	95.0	94.7
	Last	96.3	95.8	94.8	94.6
Replacing LaplaceConfidence with GMM	Best	96.4	95.6	94.8	93.4
	Last	96.2	95.5	94.3	93.1
Without co-training	Best	96.0	95.3	93.9	94.0
	Last	95.4	95.2	93.3	93.6

CIFAR-10. Noteworthy, the PCA even improves the accuracy on Mini-WebVision by 0.8%. We remark that it is because the dimension reduction, keeping the important features in the learned representation, could reduce the damage of ambiguous/wrong features learned from the noisy training signals.

D. Ablation Study

To study the importance of the main components in LaplaceConfidence, we test each of them separately and report the performance:

- To study the effect of LaplaceConfidence, we replace it with GMM.
- To study the effect of the co-training, we only use one model.
- To study the effect of the augmentation, we replace RandAugment with other augmentation methods.

We also study the influence of two important hyper-parameters in Fig. V, namely the number of nearest neighbors k and the temperature T .

1) *LaplaceConfidence*: LaplaceConfidence plays a key role in our method. For comparison, we choose Gaussian Mixture Model (GMM), the confidence estimation method used in the previous SOTA. A mixture distribution of two Gaussian distributions is fitted on the loss value using the Expectation-Maximization algorithm. Regarding its hyper-parameters setting and implementation, we follow the official implementation of DivideMix (<https://github.com/LiJunnan1992/DivideMix>). As shown in Table V, the accuracy of LaplaceConfidence

is better than GMM. We further compare their confidence estimation quality during training in Fig. 4(a), which confirms LaplaceConfidence’s superiority against GMM (we use F1 score because the clean-noisy binary classification is imbalanced). What is more, we find that the estimation of GMM is unstable under heavy noise. It is because the loss of clean and noisy samples seriously overlaps, and the GMM fails to converge under heavy noise. Note that DivideMix models the averaged loss over the last 5 epochs to improve convergence stability. We also add it for the experiment of GMM. Otherwise, the model would collapse. The proposed LaplaceConfidence, on the other hand, produces better estimation and does not need extra tricks to stabilize training.

2) *Co-training*: Co-training brings performance gain because it alleviates the error accumulation problem in the self-training process and aggregates the predictions of two models. We find that co-training almost always outperforms one single model. However, it introduces extra computational costs (more than doubled) and design choices.

3) *Data augmentations*: Augmentation has been found useful in many tasks, such as semi-supervised learning [45], and unsupervised learning [51], [52]. We report LaplaceConfidence with other augmentations methods in Fig. 4 (b). One may argue that data augmentation has such a big influence that it could cause unfair comparisons. We show that LaplaceConfidence outperforms other methods that use the same or even stronger augmentation as in Table I. It also does not diminish the contributions of other components because they further

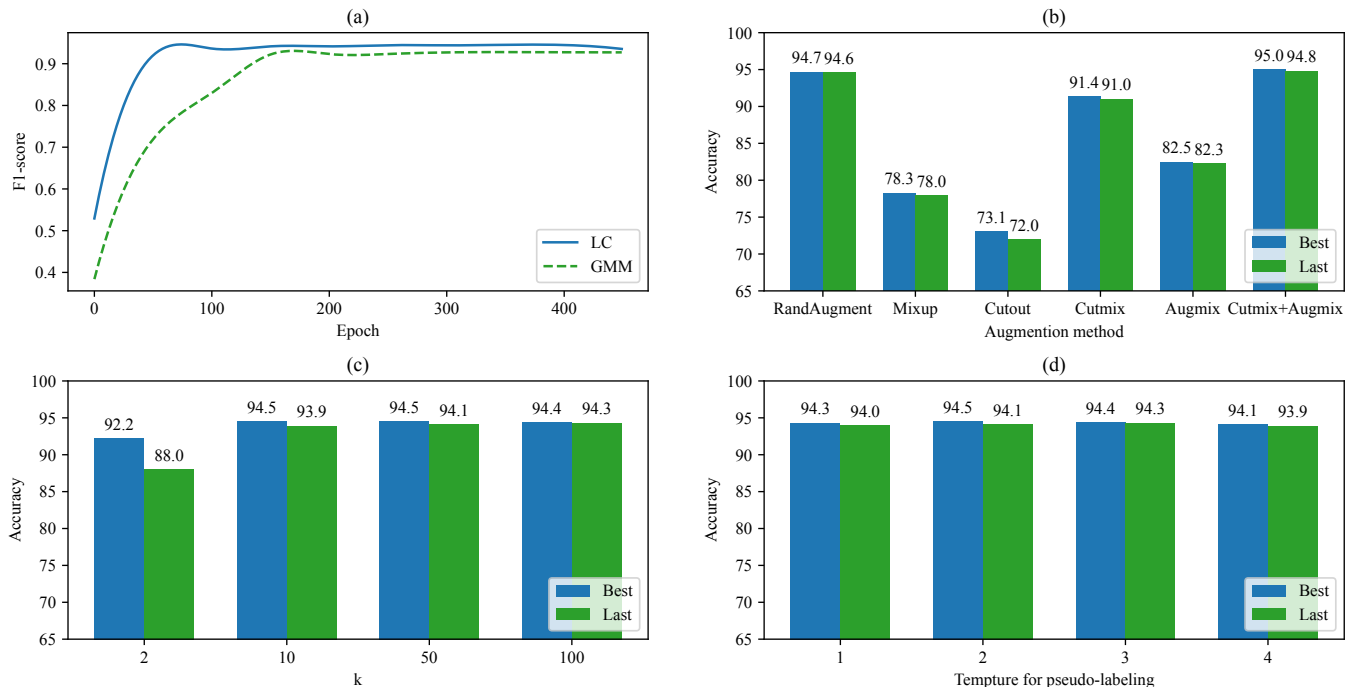


Fig. 4. (a) The quality of confidence estimation of LaplaceConfidence and GMM on CIFAR-10 under 90% noise. (b) LaplaceConfidence with other augmentations on CIFAR-10 under 90% noise. (c) Varying the k for k -NN graph. (d) Varying the temperature T_{pl} for pseudo-labeling. In (a), a threshold of 0.5 is used for separating clean and noisy. F1-score is used considering the imbalance between clean and noise. LC is short for LaplaceConfidence.

make improvements upon data augmentation, as in Table V. We find that LaplaceConfidence with Cutmix+Augmix achieves the best and the last accuracy of 95.0% and 94.8% on CIFAR-10 under 90% noise, respectively. Considering that no previous LNL method use Augmix, we only report the RandAugment version of LaplaceConfidence for a fair comparison.

V. CONCLUSION

This paper studies the key problem in LNL: label confidence estimation. We propose LaplaceConfidence, a new graph-based method that utilizes the rich topological information in the feature space. It is superior to previous feature-based methods by correcting the bias in the label confidence estimation caused by mislabeled data points. We demonstrate that our approach beats other methods through systematical experiments, significantly advancing the state-of-the-art. We also find that reducing the dimension of learned features before calculating the feature similarities permits smaller computations without damaging generalization. Furthermore, we conduct ablation experiments to study the effects of our components.

There are many possible avenues for future research into label confidence estimation, including the exploration of other forms of noise present in datasets, such as distribution shifted data [53] or out-of-distribution data [54]. With LaplaceConfidence as a starting point, we believe that techniques from graph-based approaches may be adapted to solve these more challenging problems. For instance, one could adjust the contribution of different examples by introducing different weights for nodes in the graph. Due to its flexibility and

scalability, we anticipate that our method can be applied to a range of real-world applications.

VI. ACKNOWLEDGEMENTS

This paper is supported by the National Natural Science Foundation of China (Grant No. 62192783, U1811462), the Collaborative Innovation Center of Novel Software Technology and Industrialization at Nanjing University.

REFERENCES

- [1] B. Han, Q. Yao, T. Liu, G. Niu, I. W. Tsang, J. T. Kwok, and M. Sugiyama, "A survey of label-noise representation learning: Past, present and future," *CoRR*, vol. abs/2011.04406, 2020. [Online]. Available: <https://arxiv.org/abs/2011.04406>
- [2] Z.-H. Zhou, "A brief introduction to weakly supervised learning," *National science review*, vol. 5, no. 1, pp. 44–53, 2018.
- [3] C. Zhang, S. Bengio, M. Hardt, B. Recht, and O. Vinyals, "Understanding deep learning requires rethinking generalization," *arXiv preprint arXiv:1611.03530*, 2016.
- [4] D. Arpit, S. Jastrzebski, N. Ballas, D. Krueger, E. Bengio, M. S. Kanwal, T. Maharaj, A. Fischer, A. Courville, Y. Bengio *et al.*, "A closer look at memorization in deep networks," in *International Conference on Machine Learning*. PMLR, 2017, pp. 233–242.
- [5] L. Jiang, Z. Zhou, T. Leung, L.-J. Li, and L. Fei-Fei, "Mentornet: Learning data-driven curriculum for very deep neural networks on corrupted labels," in *International Conference on Machine Learning*. PMLR, 2018, pp. 2304–2313.
- [6] B. Han, Q. Yao, X. Yu, G. Niu, M. Xu, W. Hu, I. Tsang, and M. Sugiyama, "Co-teaching: Robust training of deep neural networks with extremely noisy labels," *arXiv preprint arXiv:1804.06872*, 2018.
- [7] J. Li, R. Socher, and S. C. Hoi, "Dividemix: Learning with noisy labels as semi-supervised learning," *arXiv preprint arXiv:2002.07394*, 2020.
- [8] H. Song, M. Kim, D. Park, Y. Shin, and J.-G. Lee, "Learning from noisy labels with deep neural networks: A survey," *arXiv preprint arXiv:2007.08199*, 2020.

- [9] P. Wu, S. Zheng, M. Goswami, D. Metaxas, and C. Chen, "A topological filter for learning with label noise," *arXiv preprint arXiv:2012.04835*, 2020.
- [10] Z.-F. Wu, T. Wei, J. Jiang, C. Mao, M. Tang, and Y.-F. Li, "Ngc: A unified framework for learning with open-world noisy data," in *Proceedings of the IEEE/CVF International Conference on Computer Vision*, 2021, pp. 62–71.
- [11] S. Karthik, J. Revaud, and B. Chidlovskii, "Learning from long-tailed data with noisy labels," *CoRR*, vol. abs/2108.11096, 2021. [Online]. Available: <https://arxiv.org/abs/2108.11096>
- [12] D. Ortego, E. Arazo, P. Albert, N. E. O'Connor, and K. McGuinness, "Multi-objective interpolation training for robustness to label noise," in *IEEE Conference on Computer Vision and Pattern Recognition, CVPR 2021, virtual, June 19-25, 2021*. Computer Vision Foundation / IEEE, 2021, pp. 6606–6615. [Online]. Available: https://openaccess.thecvf.com/content/CVPR2021/html/Ortego_Multi-Objective_Interpolation_Training_for_Robustness_To_Label_Noise_CVPR_2021_paper.html
- [13] A. Iscen, J. Valmadre, A. Arnab, and C. Schmid, "Learning with neighbor consistency for noisy labels," in *IEEE/CVF Conference on Computer Vision and Pattern Recognition, CVPR 2022, New Orleans, LA, USA, June 18-24, 2022*. IEEE, 2022, pp. 4662–4671. [Online]. Available: <https://doi.org/10.1109/CVPR52688.2022.00463>
- [14] H. Song, M. Kim, and J. Lee, "SELFIE: refurbishing unclean samples for robust deep learning," in *Proceedings of the 36th International Conference on Machine Learning, ICML 2019, 9-15 June 2019, Long Beach, California, USA*, ser. Proceedings of Machine Learning Research, K. Chaudhuri and R. Salakhutdinov, Eds., vol. 97. PMLR, 2019, pp. 5907–5915. [Online]. Available: <http://proceedings.mlr.press/v97/song19b.html>
- [15] D. Bahri, H. Jiang, and M. R. Gupta, "Deep k-nn for noisy labels," in *Proceedings of the 37th International Conference on Machine Learning, ICML 2020, 13-18 July 2020, Virtual Event*, ser. Proceedings of Machine Learning Research, vol. 119. PMLR, 2020, pp. 540–550. [Online]. Available: <http://proceedings.mlr.press/v119/bahri20a.html>
- [16] M. E. Newman, "Detecting community structure in networks," *The European physical journal B*, vol. 38, no. 2, pp. 321–330, 2004.
- [17] X. Zhu, Z. Ghahramani, and J. D. Lafferty, "Semi-supervised learning using gaussian fields and harmonic functions," in *Machine Learning, Proceedings of the Twentieth International Conference (ICML 2003), August 21-24, 2003, Washington, DC, USA*, T. Fawcett and N. Mishra, Eds. AAAI Press, 2003, pp. 912–919. [Online]. Available: <http://www.aaai.org/Library/ICML/2003/icml03-118.php>
- [18] P. Sellars, A. I. Avilés-Rivero, and C. Schönlieb, "Laplacenet: A hybrid energy-neural model for deep semi-supervised classification," *CoRR*, vol. abs/2106.04527, 2021. [Online]. Available: <https://arxiv.org/abs/2106.04527>
- [19] S. Reed, H. Lee, D. Anguelov, C. Szegedy, D. Erhan, and A. Rabinovich, "Training deep neural networks on noisy labels with bootstrapping," *arXiv preprint arXiv:1412.6596*, 2014.
- [20] E. Arazo, D. Ortego, P. Albert, N. O'Connor, and K. McGuinness, "Un-supervised label noise modeling and loss correction," in *International Conference on Machine Learning*. PMLR, 2019, pp. 312–321.
- [21] W. Li, L. Wang, W. Li, E. Agustsson, and L. Van Gool, "Webvision database: Visual learning and understanding from web data," *arXiv preprint arXiv:1708.02862*, 2017.
- [22] T. Liu and D. Tao, "Classification with noisy labels by importance reweighting," *IEEE Transactions on pattern analysis and machine intelligence*, vol. 38, no. 3, pp. 447–461, 2015.
- [23] S. Sukhbaatar, J. Bruna, M. Paluri, L. Bourdev, and R. Fergus, "Training convolutional networks with noisy labels," *arXiv preprint arXiv:1406.2080*, 2014.
- [24] X. Chen and A. Gupta, "Webly supervised learning of convolutional networks," in *Proceedings of the IEEE International Conference on Computer Vision*, 2015, pp. 1431–1439.
- [25] G. Patrini, A. Rozza, A. Krishna Menon, R. Nock, and L. Qu, "Making deep neural networks robust to label noise: A loss correction approach," in *Proceedings of the IEEE Conference on Computer Vision and Pattern Recognition*, 2017, pp. 1944–1952.
- [26] A. K. Menon, B. Van Rooyen, and N. Natarajan, "Learning from binary labels with instance-dependent noise," *Machine Learning*, vol. 107, no. 8, pp. 1561–1595, 2018.
- [27] J. Cheng, T. Liu, K. Ramamohanarao, and D. Tao, "Learning with bounded instance and label-dependent label noise," in *International Conference on Machine Learning*. PMLR, 2020, pp. 1789–1799.
- [28] K. Nishi, Y. Ding, A. Rich, and T. Hollerer, "Augmentation strategies for learning with noisy labels," in *Proceedings of the IEEE/CVF Conference on Computer Vision and Pattern Recognition*, 2021, pp. 8022–8031.
- [29] X. Yu, B. Han, J. Yao, G. Niu, I. Tsang, and M. Sugiyama, "How does disagreement help generalization against label corruption?" in *International Conference on Machine Learning*. PMLR, 2019, pp. 7164–7173.
- [30] Y. Shen and S. Sanghavi, "Learning with bad training data via iterative trimmed loss minimization," in *International Conference on Machine Learning*. PMLR, 2019, pp. 5739–5748.
- [31] P. Chen, B. B. Liao, G. Chen, and S. Zhang, "Understanding and utilizing deep neural networks trained with noisy labels," in *International Conference on Machine Learning*. PMLR, 2019, pp. 1062–1070.
- [32] Y. Lyu and I. W. Tsang, "Curriculum loss: Robust learning and generalization against label corruption," *arXiv preprint arXiv:1905.10045*, 2019.
- [33] D. Berthelot, N. Carlini, I. Goodfellow, N. Papernot, A. Oliver, and C. Raffel, "Mixmatch: A holistic approach to semi-supervised learning," *arXiv preprint arXiv:1905.02249*, 2019.
- [34] X. Ma, Y. Wang, M. E. Houle, S. Zhou, S. Erfani, S. Xia, S. Wijewickrema, and J. Bailey, "Dimensionality-driven learning with noisy labels," in *International Conference on Machine Learning*. PMLR, 2018, pp. 3355–3364.
- [35] M. E. Houle, "Local intrinsic dimensionality i: an extreme-value-theoretic foundation for similarity applications," in *International Conference on Similarity Search and Applications*. Springer, 2017, pp. 64–79.
- [36] A. Tarvainen and H. Valpola, "Mean teachers are better role models: Weight-averaged consistency targets improve semi-supervised deep learning results," *arXiv preprint arXiv:1703.01780*, 2017.
- [37] E. Arazo, D. Ortego, P. Albert, N. E. O'Connor, and K. McGuinness, "Pseudo-labeling and confirmation bias in deep semi-supervised learning," in *2020 International Joint Conference on Neural Networks (IJCNN)*. IEEE, 2020, pp. 1–8.
- [38] E. D. Cubuk, B. Zoph, J. Shlens, and Q. V. Le, "Randaugment: Practical automated data augmentation with a reduced search space," in *Proceedings of the IEEE/CVF Conference on Computer Vision and Pattern Recognition Workshops*, 2020, pp. 702–703.
- [39] A. Krizhevsky, G. Hinton *et al.*, "Learning multiple layers of features from tiny images," 2009.
- [40] Y. Kim, J. Yim, J. Yun, and J. Kim, "Nlnl: Negative learning for noisy labels," in *Proceedings of the IEEE/CVF International Conference on Computer Vision*, 2019, pp. 101–110.
- [41] K. He, X. Zhang, S. Ren, and J. Sun, "Identity mappings in deep residual networks," in *European conference on computer vision*. Springer, 2016, pp. 630–645.
- [42] C. Szegedy, S. Ioffe, V. Vanhoucke, and A. Alemi, "Inception-v4, inception-resnet and the impact of residual connections on learning," in *Proceedings of the AAAI Conference on Artificial Intelligence*, vol. 31, no. 1, 2017.
- [43] D. Tanaka, D. Ikami, T. Yamasaki, and K. Aizawa, "Joint optimization framework for learning with noisy labels," in *Proceedings of the IEEE Conference on Computer Vision and Pattern Recognition*, 2018, pp. 5552–5560.
- [44] G. Pereyra, G. Tucker, J. Chorowski, L. Kaiser, and G. Hinton, "Regularizing neural networks by penalizing confident output distributions," *arXiv preprint arXiv:1701.06548*, 2017.
- [45] K. Sohn, D. Berthelot, C.-L. Li, Z. Zhang, N. Carlini, E. D. Cubuk, A. Kurakin, H. Zhang, and C. Raffel, "Fixmatch: Simplifying semi-supervised learning with consistency and confidence," *arXiv preprint arXiv:2001.07685*, 2020.
- [46] K. Yi and J. Wu, "Probabilistic end-to-end noise correction for learning with noisy labels," in *Proceedings of the IEEE/CVF Conference on Computer Vision and Pattern Recognition*, 2019, pp. 7017–7025.
- [47] H. Zhang, M. Cisse, Y. N. Dauphin, and D. Lopez-Paz, "mixup: Beyond empirical risk minimization," *arXiv preprint arXiv:1710.09412*, 2017.
- [48] J. Li, Y. Wong, Q. Zhao, and M. S. Kankanhalli, "Learning to learn from noisy labeled data," in *Proceedings of the IEEE/CVF Conference on Computer Vision and Pattern Recognition*, 2019, pp. 5051–5059.
- [49] E. D. Cubuk, B. Zoph, D. Mane, V. Vasudevan, and Q. V. Le, "Autoaugment: Learning augmentation strategies from data," in *Proceedings of the IEEE/CVF Conference on Computer Vision and Pattern Recognition*, 2019, pp. 113–123.
- [50] T. Kim, J. Ko, S. Cho, J. Choi, and S. Yun, "FINE samples for learning with noisy labels," in *Advances in Neural Information Processing Systems 34: Annual Conference on Neural Information Processing Systems 2021, NeurIPS 2021, December 6-14, 2021, virtual*, M. Ranzato, A. Beygelzimer, Y. N. Dauphin, P. Liang, and J. W. Vaughan, Eds., 2021, pp. 24 137–24 149. [Online]. Available: <https://proceedings.neurips.cc/paper/2021/hash/ca91c5464e73d3066825362c3093a45f-Abstract.html>

- [51] W. Van Gansbeke, S. Vandenhende, S. Georgoulis, M. Proesmans, and L. Van Gool, "Scan: Learning to classify images without labels," in *European Conference on Computer Vision*. Springer, 2020, pp. 268–285.
- [52] P. Khosla, P. Teterwak, C. Wang, A. Sarna, Y. Tian, P. Isola, A. Maschinot, C. Liu, and D. Krishnan, "Supervised contrastive learning," *Advances in Neural Information Processing Systems*, vol. 33, pp. 18 661–18 673, 2020.
- [53] K. Lee, X. He, L. Zhang, and L. Yang, "Cleannet: Transfer learning for scalable image classifier training with label noise," in *2018 IEEE Conference on Computer Vision and Pattern Recognition, CVPR 2018, Salt Lake City, UT, USA, June 18-22, 2018*. Computer Vision Foundation / IEEE Computer Society, 2018, pp. 5447–5456. [Online]. Available: http://openaccess.thecvf.com/content_cvpr_2018/html/Lee_CleanNet_Transfer_Learning_CVPR_2018_paper.html
- [54] Y. Wang, W. Liu, X. Ma, J. Bailey, H. Zha, L. Song, and S. Xia, "Iterative learning with open-set noisy labels," in *2018 IEEE Conference on Computer Vision and Pattern Recognition, CVPR 2018, Salt Lake City, UT, USA, June 18-22, 2018*. Computer Vision Foundation / IEEE Computer Society, 2018, pp. 8688–8696. [Online]. Available: http://openaccess.thecvf.com/content_cvpr_2018/html/Wang_Iterative_Learning_With_CVPR_2018_paper.html