

Sampling to Distill: Knowledge Transfer from Open-World Data

Yuzheng Wang¹ Zhaoyu Chen¹ Jie Zhang² Dingkang Yang¹ Zuhao Ge¹
 Yang Liu¹ Siao Liu¹ Yunquan Sun¹ Wenqiang Zhang¹ Lizhe Qi¹
¹Academy for Engineering and Technology, Fudan University ²ETH Zurich

Abstract

Data-Free Knowledge Distillation (DFKD) is a novel task that aims to train high-performance student models using only the teacher network without original training data. Despite encouraging results, existing DFKD methods rely heavily on generation modules with high computational costs. Meanwhile, they ignore the fact that the generated and original data exist domain shifts due to the lack of supervision information. Moreover, knowledge is transferred through each example, ignoring the implicit relationship among multiple examples. To this end, we propose a novel Open-world Data Sampling Distillation (ODSD) method without a redundant generation process. First, we try to sample open-world data close to the original data's distribution by an adaptive sampling module. Then, we introduce a low-noise representation to alleviate the domain shifts and build a structured relationship of multiple data examples to exploit data knowledge. Extensive experiments on CIFAR-10, CIFAR-100, NYUv2, and ImageNet show that our ODSD method achieves state-of-the-art performance. Especially, we improve 1.50%-9.59% accuracy on the ImageNet dataset compared with the existing results.

1. Introduction

Deep learning has made refreshing progress in various computer vision fields [15, 43, 29, 44, 10, 26, 40, 9, 7]. Despite success, large-scale models [13, 24, 30, 28, 46, 8, 27] and unavailable privacy data [2, 36, 45, 39] often impede the application of advanced technology on mobile devices. Therefore, model compression and data-free technology have become the key to breaking the bottleneck. To this end, Lopes *et al.* [31] propose Data-Free Knowledge Distillation (DFKD). In this process, knowledge is transferred from the cumbersome model to a small model that is more suitable for deployment without using the original training dataset. As a result, this widely applicable technology has gained much attention.

To replace unavailable private data and effectively train small models, most existing data-free knowledge distilla-

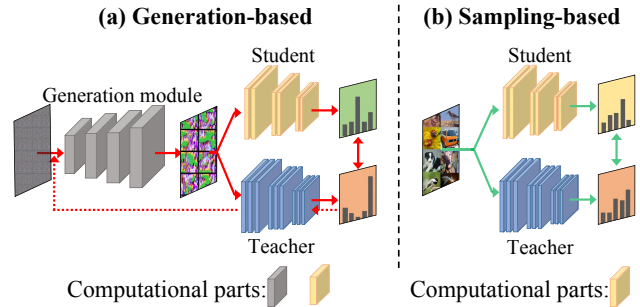


Figure 1. Comparison of (a) generation-based and (b) sampling-based methods. The sampling-based process uses open-world unlabeled data to distill the student network, so it does not need additional generation costs. At the same time, the extra knowledge in these unlabeled data are helpful when the teacher predicts wrong.

tion methods relied on alternately training of the generator and the student, called the generation-based method. Despite not using the original training data, these generation-based methods have many issues. First, their trained generators are abandoned after the students' training [5, 17, 33, 20, 14, 51]. The training of generators brings additional computational costs, especially for large datasets. For instance, a thousand generators are trained for the ImageNet dataset [12], which introduces more computational waste [32, 16]. Then, large domain shifts exist between the generated data and the original data. The substitute data are composed of random noise transformation without supervision information. Hence, the substitute domain usually does not match the unavailable original data domain and includes extensive label noise predicted by the teacher [47].

Rather than relying on generation-based methods, Chen *et al.* [4] propose a sampling-based method for training the student network via open-world unlabeled data without the generation calculations. Compared with generation-based methods, sampling-based methods can avoid the training cost of generators. The comparison of the two methods is shown in Figure 1. Meanwhile, they try to reduce label noise by updating the learnable noise matrix, but the noise matrix's computational costs are expensive. More importantly, their sampling method only relies on strict confi-

dence ranking and does not consider the data domain similarity problem, so the domain shift problem is still severe. In addition, the existing generation-based and sampling-based methods can be summarized as the distillation methods of the student to mimic the outputs of a particular data example represented by the teacher [49, 34, 41]. Therefore, these methods do not adequately utilize the implicit relationship among multiple data examples, which leads to the lack of effective knowledge expression in the distillation process.

Based on the above observations, we construct a novel sampling-based method to avoid unnecessary computational costs. The difference is that we hope to mitigate the domain shifts issue better and exploit the relationship among multiple samples. To cope with the domain shifts issue between the open-world and source data, we propose a comprehensive solution to it from two aspects. Firstly, we preferentially try to sample data with similar distribution to the original data domain to reduce the shifts. Secondly, low-noise knowledge representation learning is introduced to suppress the interference of label noise. To explore the data knowledge adequately, we set up a structured representation of unlabeled data to enable the student to learn the implicit knowledge among multiple data examples. As a result, the student can learn from carefully sampled unlabeled data instead of absolutely relying on the teacher. At the same time, to explore an effective distillation process, we introduce a contrastive structured relationship between the teacher and student. The student can make better progress through the structured prediction of the teacher network.

In this paper, we consider a solution of DFKD that does not require additional generation costs. On the one hand, we hope to find a solution to data domain shifts from both data source and distillation methods. On the other hand, we try to explore an effective structured knowledge representation method to deal with the issues of lack of supervision information and the training difficulties in DFKD scenes. Therefore, we propose an Open-world Data Sampling Distillation (ODSD) method, which includes Adaptive Prototype Sampling (APS) and Denoising Contrastive Relational Distillation (DCRD) modules. Specifically, the primary contributions and experiments are summarized as follows:

- We propose an Open-world Data Sampling Distillation (ODSD) method. The method does not require additional training of one or more generation modules, thus avoiding unnecessary computational costs.
- Considering the domain shifts between the open-world and source data, we introduce an Adaptive Prototype Sampling (APS) mechanism to obtain data closer to the original data distribution.
- We propose a Denoising Contrastive Relational Distillation (DCRD) module, which utilizes a low-noise representation to suppress label noise and builds contrast

structured relationships to exploit knowledge from data and the teacher adequately.

- Experiments show that the proposed ODSD method improves the current state-of-the-art (SOTA) in various benchmarks. In particular, our method improves 1.50%-9.59% accuracy on the ImageNet dataset.

2. Related Work

2.1. Data-Free Knowledge Distillation

Data-free knowledge distillation is proposed to deal with the problem of a lightweight model when the original data are unavailable. Therefore, substitute data are indispensable to help transfer knowledge from the cumbersome teacher to the flexible student. According to the source of these data, existing methods are divided into generation-based and sampling-based methods.

Generation-based Methods. The generation-based methods depend on the generation module to synthesize the substitute data. Lopes *et al.* [31] propose the first generation-based DFKD method, which uses the data means to fit the training data. Due to the weak generation ability, it can only be used on a simple dataset such as the MNIST dataset. The following methods combine the Generative Adversarial Networks (GANs) to generate more authentic and reliable data. Chen *et al.* [5] firstly put the idea into practice and define an information entropy loss to increase the diversity of data. However, this method relies on a long training time and a large batch size. Fang *et al.* [17] suggest forcing the generator to synthesize images that do not match between the two networks to enhance the training effect. Hao *et al.* [20] suggest using multiple pre-trained teachers to help the student, which leads to additional computational costs. Do *et al.* [14] propose a momentum adversarial distillation method to help the student recall past knowledge and prevent the student from adapting too quickly to new generator updates. The same domain typically shares some reusable patterns, so Fang *et al.* [16] introduce the sharing of local features of the generated graph, which speeds up the generation process. Since the generation quality is still not guaranteed, some methods spend extra computational costs on gradient inversion to synthesize more realistic data [50, 18]. In addition, Choi *et al.* [11] combine DFKD with other compression technologies and achieve encouraging performance. However, generation-based DFKD methods generate a large number of additional calculation costs in generation modules, while these modules will be discarded after students' training [4].

Sampling-based Methods. To train the student more exclusively, Chen *et al.* [4] propose to sample unlabeled data to replace the unavailable data without the generation module. Firstly, they use a strict confidence ranking to sample unlabeled data. Then, they propose a simple distil-

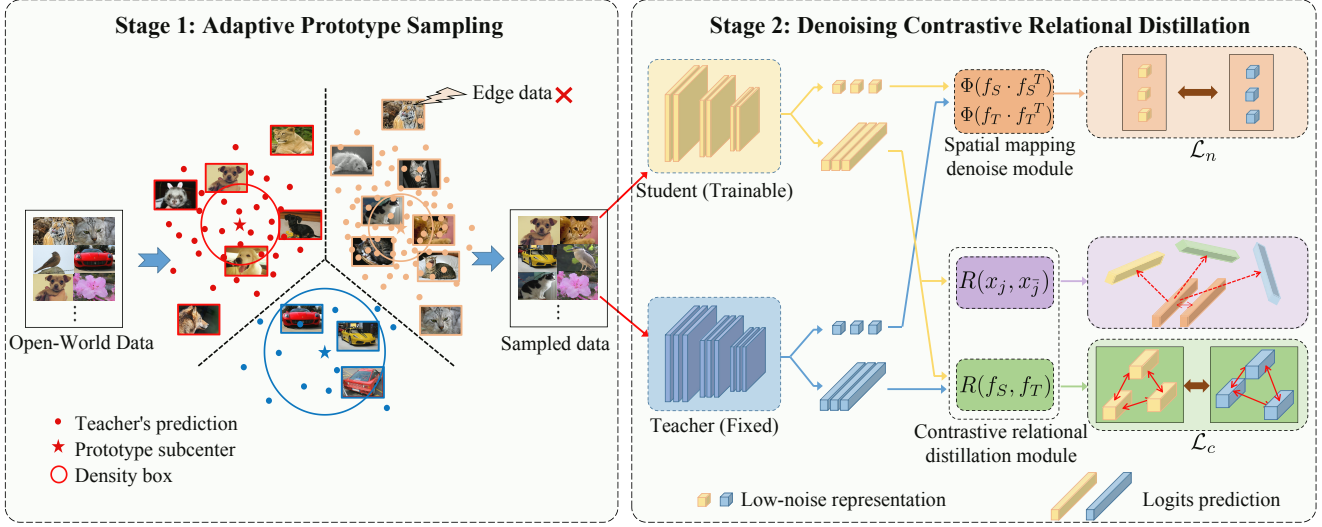


Figure 2. The pipeline of our proposed ODS. First, all open-world unlabeled data passes through adaptive prototype sampling so that the substitute dataset resembles the distribution of the source data. Then, based on these data, the student can make progress through low-noise information representation, data knowledge mining, and structured knowledge from the teacher.

lation method with a learnable adaptive matrix. Despite no additional training costs and promoting encouraging results, their method ignores the intra-class relationships of multiple unlabeled data. Simultaneously, the simple strict confidence causes more data to be sampled for simple classes, leading to imbalanced data classes. In addition, their proposed distillation method is relatively simple and lacks structured relationship expression, which limits the student’s performance.

2.2. Contrastive Learning

Contrastive learning makes the model’s training efficient by learning the data differences [48]. The unsupervised training usually requires to store negative data by a memory bank [42], large dictionaries [21], or a large batch size [6]. Even it requires a lot of computation, additional normalization [19], and network update operations [3]. The high storage and computing costs seriously reduce knowledge distillation efficiency. But at the same time, this idea of mining knowledge in unlabeled data may be helpful for the student’s learning. Due to such technical conflicts, there are few methods to perfectly combine knowledge distillation and contrastive learning in the past. As a rare attempt, Tian *et al.* [37] propose a contrastive data-based distillation method by an update a large memory bank. But for data-free knowledge distillation, the data quality cannot be guaranteed, and data domain shifts are intractable, which makes the above process challenging to carry out.

In this work, we attempt to explore additional knowledge from both data and the teacher. Therefore, we further stimulate students’ learning ability by using the internal relation-

ship of unlabeled data and constructing a structured contrastive relationship. To our knowledge, this is the first combination of data-free knowledge distillation and contrastive learning at a low cost, which achieves an unexpected effect.

3. Methodology

3.1. Overview

Considering the existing issues, our pipeline includes two stages: 1) unlabeled data sampling and 2) distillation training, as shown in Figure 2. For the first stage, we sample unlabeled data by an adaptive sampling mechanism to obtain data closer to the original distribution. For the second stage, the student learns the knowledge representation after denoising through a spatial mapping denoise module. Further, we mine more profound knowledge of the unlabeled data and build the structured relational distillation to help the student gain better performance. The complete algorithm is shown in **Supplementary Sec.3**.

3.2. Adaptive Prototype Sampling

The class and scale of the unavailable source dataset and the unlabeled dataset are different in many cases, so there is a severe issue of data domain shifts, which will be discussed in Figure 3. To this end, we aim to find unlabeled data closer to the distribution of source domain data. Therefore, we propose an Adaptive Prototype Sampling (APS) method that considers the teacher’s familiarity, the intra-class outliers, and the class balance of the unlabeled data. Based on these, we design three score indicators to evaluate the effectiveness of the unlabeled data for student training: the

data confidence score, the data outlier score, and the class density score.

(a) Data confidence score. To sample data with similar distribution to original training data, we try to keep consistent prediction logits of the teacher. Firstly the teacher provides the prediction logits for the unlabeled dataset as $P = [p_1, p_2, \dots, p_s] \in \mathbb{R}^{s \times C}$, where p_i is the prediction for a single sample satisfying $\mathbb{R}^{1 \times C}$. i is the i -th data, s is the number of data for the unlabeled dataset, and C is the number of classes in the teacher’s prediction. Then the prediction is converted into the probability of the unified scale as: $p_i' = \text{softmax}(p_i)$, $\tilde{p}_i = \arg \max(p_i')$, and $\arg \max(p')$ denotes the confidence probability corresponding to the predicted result class. Therefore, $\tilde{p} = [\tilde{p}_1, \tilde{p}_2, \dots, \tilde{p}_s]$ represents the confidence of each data in the whole dataset. We choose the largest one $\max\{\tilde{p}\}$ for normalization. The confidence score can be calculated as: $sc_i = \frac{\tilde{p}_i}{|\max\{\tilde{p}\}|}$.

(b) Data outlier score. The label space of the two data domains is different, so there are edge data, which may affect the student’s learning and need to be excluded. For example, we try to exclude data like tigers from the real class of cats, as shown in the orange part of Stage 1 in Figure 2. Firstly we separate the data according to the classes predicted by the teacher. Each class is clustered to explore the intra-class relationships through prototype learning. Then we refer to a group of CK data sampling prototypes, *i.e.*, $\{\mu_{c,k} \in \mathbb{R}^{1 \times C}\}_{c,k=1}^{C,K}$, which are based solely on the sub-center of target classes. c is the c -th class, and K is a hyperparameter that represents the number of prototypes defined for each class. After clustering [23], the prediction results of the c -th class can be expressed as K prototypes as $\{\mu_{c,k}\}_{k=1}^K$, which reflect the intra-class relationship of the data predicted as class c . To calculate the outlier of data in class c , the predictions of these data are expressed as $\rho_{i,c} = p_i$, which couples the predictions and class information. According to the predictions and the prototype centers of the class c , the intra-class outliers of i -th data can be calculated as $\tilde{o}_i = \sum_{k=1}^K \cos(\rho_{i,c}, \mu_{c,k})$, where \cos denotes the cosine similarity. Similar to the above, we select the maximum value for normalization. As a result, the outlier score can be calculated as: $so_i = \frac{\tilde{o}_i}{|\max\{\tilde{o}\}|}$.

(c) Class density score. To better help the student learn various classes, we calculate the class density to better meet the sampled data’s balance. As shown in Stage 1 of Figure 2, we increase the sampling range for classes with sparse data (the blue part) while we reduce the sampling range for classes with redundant data (the orange part). Based on this, we firstly separate the above intra-class outliers \tilde{o}_i of all data by their classes. The outliers mean value of each class can be calculated as: $u_c = \frac{1}{n_c} \sum_{p_i \in c} \tilde{o}_i$, where n_c is the number of the data predicted as c -th class. Therefore, the Dcluster parameter D_c can be calculated as: $D_c = \frac{\sqrt{u_c}}{\log_e(n_c + C)}$.

Each data’s density value equals the density value of its class as: $d_i = D_c(p_i \in c)$. After selecting the maximum value for normalization, the density score of each data can be calculated as: $sd_i = \frac{d_i}{|\max\{d\}|}$.

Finally, we define the total score with S_{total} , which is calculated as: $S_{total} = sc_i - so_i + sd_i$. According to the total score, the data closer to the distribution of the original data domain are sampled, which can help the student learn better. The quantitative analysis is shown in Table 7.

3.3. Denoising Contrastive Relational Distillation

After obtaining the high score data, the distillation process can be carried out. We denote f_T and f_S as the output of the teacher and student networks and denote x as the sampled data. According to [22], the knowledge distillation loss is calculated as:

$$\mathcal{L}_{KD} = \sum_{x \in \mathcal{X}} D_{KL}(f_T(x)/\tau, f_S(x)/\tau), \quad (1)$$

where D_{KL} is the Kullback-Leibler divergence, and τ is the distillation temperature. Although \mathcal{L}_{KD} allows the student to imitate the teacher’s output, only its use leads to poor learning results. The main challenge is the distribution differences between the substitute and original data domains, leading to label noise interference. Simultaneously, the ground-truth labels are unavailable, so correct information supervision is missing. Therefore, we propose a Denoising Contrastive Relational Distillation (DCRD) module, which includes a spatial mapping denoise component and a contrastive relationship representation component to help the student get better performance.

3.3.1 Spatial Mapping Denoise

The data distribution in the unlabeled data is different from the unavailable source data, which indicates the label noise is inevitable. Low dimensional information contains purer knowledge, which is subject to less noise interference [1]. Here, we use a low dimensional spatial mapping denoise component to help the student learn low-noise knowledge representation. Z_t, Z_s are the low dimensional representation of teacher and student prediction. In order to obtain a distance invariant spatial projection transformation Φ , the autocorrelation matrix d_{ij}^2 is defined as: $d_{ij}^2 = \|\vec{f}_T(x_i) - \vec{f}_T(x_j)\| = \|\vec{z}_i - \vec{z}_j\| = b_{ii} + b_{jj} - 2b_{ij}$, where $b_{ij} = \vec{z}_i \cdot \vec{z}_j$. We sum d_{ij}^2 in a mini-batch as:

$$\sum_i^N \sum_j^N d_{ij}^2 = 2N \cdot \text{tr}(Z_t Z_t^T), \quad (2)$$

where N denotes the batch size, and $\text{tr}(\cdot)$ denotes the trace of a matrix. Then Z_t can be calculated as $Z_t = V_t \Lambda_t^{1/2}$,

where V_t is the eigenvalue after eigendecomposition, and Λ_t is the eigenmatrix. Similarly, we can get the student predictions of low dimensional representation as Z_s . Then, we set up a distillation loss to correct the impact of label noise by the spatial mapping of the two networks. The spatial mapping denoise distillation loss is calculated as:

$$\mathcal{L}_n = \ell_h(\Phi(f_T \cdot f_T^T), \Phi(f_S \cdot f_S^T)) = \ell_h(Z_t, Z_s), \quad (3)$$

where $\ell_h(\cdot, \cdot)$ denotes the Huber loss. We can match the teacher-student relationship in a low dimensional space to learn a low-noise knowledge representation by \mathcal{L}_n .

3.3.2 Contrastive Relational Distillation

The missing supervision information limits the student’s performance. It is indispensable to adequately mine the knowledge in unlabeled data to compensate for lack of information. To avoid single imitation of a particular data example, we build two kinds of structured relationship to mine knowledge from data and the teacher.

Firstly, the student can adequately explore the structured relation among data by learning the instance invariant. x_i, x_j are the different data in a mini-batch. We calculate the prediction difference between data as:

$$\ell_s^{x_i x_j} = \frac{\cos(f_S(x_i), f_S(x_j))/\tau_1}{\sum_{k=1, k \neq i}^{2N} \cos(f_S(x_i), f_S(x_k))/\tau_1}, \quad (4)$$

where τ_1 denotes contrastive temperature. Next, we can calculate the consistency instance discrimination loss as:

$$\mathcal{L}_{c1} = -\frac{1}{N} \sum_{j=1}^N \log \ell_s^{x_i x_j}, \quad (5)$$

where $x_{\bar{j}}$ denotes the data augmentation transform of data x_j . The student can find knowledge directly from the multiple unlabeled data through data consistency learning. This unsupervised method is especially effective when the teacher makes wrong results.

Secondly, we construct a structured contrastive relationship between the teacher and student, which promotes consistent learning between the teacher and student. The structured knowledge learning process is calculated as:

$$\ell_{ts}^{x'_i} = \frac{\cos(f_T(x'_i), f_S(x'_i))/\tau_2}{\sum_{k=1, k \neq i}^{4N} \cos(f_T(x'_i), f_S(x'_k))/\tau_2}, \quad (6)$$

where $x' = x \cup \bar{x}$. Then, we can calculate the teacher-student consistency loss as:

$$\mathcal{L}_{c2} = -\frac{1}{2N} \sum_{j=1}^{2N} \log \ell_{ts}^{x'_j}. \quad (7)$$

The student can obtain better learning performance through the mixed structured and consistent relationship learning between the two networks. Then, the contrastive relational distillation loss is $\mathcal{L}_c = \mathcal{L}_{c1} + \mathcal{L}_{c2}$. Finally, we can get the total denoising contrastive relational distillation loss as:

$$\mathcal{L}_{total} = \mathcal{L}_{KD} + \lambda_1 \cdot \mathcal{L}_n + \lambda_2 \cdot \mathcal{L}_c, \quad (8)$$

where λ_1, λ_2 are the trade-off parameters for training losses.

4. Experiments

4.1. Experimental Settings

Datasets and Models. We evaluate the proposed ODS method for the classification and semantic segmentation tasks. For classification, we evaluate it on widely used datasets: 32×32 CIFAR-10, CIFAR-100 [25], and 224×224 ImageNet [12]. In addition, we use the pre-trained models from CMI [18] and unify the teacher models among all baseline methods. The number of sampled data is 150k or 600k for CIFAR, and 600k for ImageNet following DFND [4]. More detailed classification settings are shown in **Supplementary Sec.1**. For semantic segmentation, we evaluate the proposed method on 128×128 NYUv2 dataset [35]. 200k data are sampled. More detailed segmentation settings are shown in **Supplementary Sec.4**. Besides, the corresponding open-world datasets are shown in Table 1, which is the same as DFND [4] for a fair comparison.

Baselines. We compare two kinds of data-free knowledge distillation methods. One is to have to spend extra computing costs to obtain generation data by generation module, including: DeepInv [50], CMI [18], DAFL [5], ZSKT [33], DFED [20], DFQ [11], Fast [16], MAD [14], DFD [32], and DFAD [17]. Another is to use unlabeled data as the substitute data from easily accessible open source datasets based on sampling, *i.e.*, DFND [4].

4.2. Performance Comparison

To evaluate the effectiveness of our ODS, we comprehensively compare it with current SOTA DFKD methods regarding the student’s performance, the effectiveness of the sampling method and training costs. In addition, some other methods only apply to small datasets and models (*e.g.*, MNIST and AlexNet) for some reason. The test baselines mentioned in the article may be difficult for these methods, causing serious performance decline and non-competitive experimental results. To compare these methods fairly, we conduct experiments on the MNIST dataset and maintain

Table 1. Illustration of original data and their substitute datasets.

Original data	CIFAR	ImageNet	NYUv2
Unlabeled data	ImageNet	Flickr1M	ImageNet

Table 2. Student accuracy (%) on CIFAR datasets. **Bold** and underline numbers denote the best and the second best results, respectively.

Dataset	Method	Type	ResNet-34	VGG-11	WRN40-2	WRN40-2	WRN40-2
			ResNet-18	ResNet-18	WRN16-1	WRN40-1	WRN16-2
CIFAR-10	Teacher		95.70	92.25	94.87	94.87	94.87
	Student	-	95.20	95.20	91.12	93.94	93.95
	KD		95.58	94.96	92.23	94.45	94.52
	DeepInv _{CVPR20} [50]		93.26	90.36	83.04	86.85	89.72
	CMI _{IJCAI21} [18]		94.84	91.13	90.01	92.78	92.52
	DAFL _{IJCV19} [5]		92.22	81.10	65.71	81.33	81.55
	ZSKT _{NIPS19} [33]	Generation	93.32	89.46	83.74	86.07	89.66
	DFED _{ACMMM21} [20]		-	-	87.37	92.68	92.41
	DFQ _{CVPRW20} [11]		94.61	90.84	86.14	91.69	92.01
	Fast _{AAAI22} [16]		94.05	90.53	89.29	92.51	92.45
	MAD _{NIPS22} [14]		94.90	-	-	-	92.64
	DFND _{.150k} _{CVPR21} [4]	Sampling	94.18	91.77	87.95	92.56	92.02
	DFND _{.600k} _{CVPR21} [4]		<u>95.36</u>	91.86	<u>90.26</u>	<u>93.33</u>	<u>93.11</u>
	ODSD _{.150k}		95.05	<u>92.02</u>	89.14	92.94	92.34
	ODSD _{.600k}		95.70	92.55	91.53	94.31	94.02
	CIFAR-100	Teacher		78.05	71.32	75.83	75.83
Student		-	77.10	77.10	65.31	72.19	73.56
KD			77.87	75.07	64.06	68.58	70.79
DeepInv _{CVPR20} [50]			61.32	54.13	53.77	61.33	61.34
CMI _{IJCAI21} [18]			77.04	70.56	57.91	68.88	68.75
DAFL _{IJCV19} [5]			74.47	54.16	20.88	42.83	43.70
ZSKT _{NIPS19} [33]		Generation	67.74	54.31	36.66	53.60	54.59
DFED _{ACMMM21} [20]			-	-	41.06	60.96	60.79
DFQ _{CVPRW20} [11]			77.01	66.21	51.27	54.43	64.79
Fast _{AAAI22} [16]			74.34	67.44	54.02	63.91	65.12
MAD _{NIPS22} [14]			77.31	-	-	-	64.05
DFND _{.150k} _{CVPR21} [4]		Sampling	74.20	69.31	58.55	68.54	69.26
DFND _{.600k} _{CVPR21} [4]			74.42	68.97	59.02	69.39	69.85
ODSD _{.150k}			<u>77.90</u>	<u>72.24</u>	<u>60.55</u>	<u>71.66</u>	<u>72.42</u>
ODSD _{.600k}			78.45	72.71	60.57	72.71	73.20

the same experimental settings. The experimental results are shown in **Supplementary Sec.2**.

Experiments on CIFAR-10 and CIFAR-100. We first verify the proposed method on the CIFAR-10 and CIFAR-100 [25]. We collate the performance of two kinds of SOTA methods based on data generation and data sampling. The baseline “Teacher” and “Student” means to use the corresponding backbones of the teacher or student for direct training with the original training data, and “KD” represents distilling the student network with the original training data. Generation-based methods include training additional generators and calculating model gradient inversion. Sampling-

based methods use the unlabeled ImageNet dataset. We reproduce the DFND using the unified teacher models, and the result is slightly higher than the original paper.

As shown in Table 2, our ODSD has achieved the best results on each baseline. Under most baseline settings, ODSD brings gains of 1% or even higher than the SOTA methods, even though students’ accuracy is very close to their teachers. In particular, the students of our ODSD outperform the teachers on some baselines. As far as we know, it is the first DFKD method to achieve such performance. The main reasons for its breakthrough in analyzing the algorithm’s performance come from three aspects. First, our

Table 3. Student accuracy (%) on ImageNet dataset.

Method	Type	ResNet-50	ResNet-50	ResNet-50
		ResNet-18	ResNet-50	MobileNetv2
Teacher		75.59	75.59	75.59
Student	-	68.93	75.59	63.97
KD		68.10	74.76	61.67
DFD [32]		<u>54.66</u>	<u>69.75</u>	<u>43.15</u>
*DeepInv _{2k} [50] Generation		-	68.00	-
Fast ₅₀ [16]		53.45	68.61	43.02
DFND [4]	Sampling	42.82	59.03	16.03
ODSD		58.24	71.25	52.74

data sampling method comprehensively analyzes the intra-class relationships in the unlabeled data, excluding the difficult edge data and significant distribution differences data. At the same time, the number of data in each class is relatively more balanced, which is conducive to all kinds of balanced learning compared with other sampling methods. Second, our knowledge distillation method considers the representation of low-dimensional and low-noise information and expands the representation of knowledge through data augmentation. The structured relationship distillation method helps the student effectively learn knowledge from both multiple data and its teacher. Finally, the knowledge of our ODSD does not entirely come from the teacher but also the consistency and differentiated representation learning of unlabeled data, which is helpful when the teacher makes mistakes. The previous methods ignore the in-depth mining of data knowledge, which affect students’ performance.

Experiments on ImageNet. We conduct experiments on a large-scale ImageNet dataset to further verify the effectiveness. Due to the larger image size, it is challenging to synthesize training data for most generation-based methods effectively. Most of them failed. A small number of successful methods have to train 1,000 generators (one generator for one class), resulting in a large amount of additional computational costs. We set up three baselines to compare the performance of our method with the SOTA methods. Table 3 reports the experimental results. Our ODSD still achieves several percentage points increase compared with other SOTA methods, especially in the cross-backbones situation (9.59%). Due to the lack of structured knowledge representation, the DNFD algorithm performs poorly on the large-scale dataset. Comparing the performance of DFND and ODSD, our structured knowledge framework improves the overall understanding ability of the student.

Comparison of training costs. In order to verify that the generation-based methods add extra costs that we mentioned in the introduction section, we further calculate the total floating point operations (FLOPs) and parameters (params) required by various DFKD algorithms, as shown

* For fair comparisons, we select the original version of DeepInv without the mixup data augmentation, which is the same as other methods.

Table 4. Total FLOPs and params in DFKD methods.

Method	DeepInv	CMI	DAFL	ZSKT	DFQ	DFND	ODSD
FLOPs	4.36G	4.56G	0.67G	0.67G	0.79G	0.56G	0.56G
params	11.7M	12.8M	12.8M	12.8M	17.5M	11.7M	11.7M

Table 5. APS compared with the SOTA sampling method.

Sampling methods	Method		
	KD	DFND	ODSD
Random	76.85	73.15	76.43
DFND	76.67	73.68	77.40
APS	77.27	73.89	77.90

Table 6. Segmentation results on NYUv2 dataset.

Algorithm	Teacher	Student	DAFL	DFAD	Fast	DFND	ODSD
mIoU	0.517	0.375	0.105	0.364	0.366	<u>0.378</u>	0.397

in Table 4. Because without additional generation modules, our method only needs training costs and params of the student network. Other methods list the required calculation cost and params of both the generation module and the student. These generation modules will be discarded after student training, which causes a waste of computing power.

Comparison of data sampling efficiency. To verify the effectiveness of the sampling mechanism, we compare the performance of our APS method compared with the current SOTA unlabeled data sampling method DFND [4]. Three data sampling methods (random sampling, DFND sampling, and our proposed APS) are set on three different distillation algorithms, including: KD [22], DFND [4], and our proposed ODSD. Table 5 reports the results. For KD, we use the sampled data instead of the original generated data with \mathcal{L}_{KD} distillation loss. From the result, this setting is competitive, even better than the distillation loss of DFND. For DFND, we reproduce it with open-source codes and keep the original training strategy unchanged. We find the performance of the DFND sampling method is unstable, which causes it to be lower than random sometimes. For ODSD, we use the distillation loss in Equation (8). Our proposed sampling method achieves the best performance in all three benchmarks and significantly improves performance. By comprehensively considering the data confidence, the data outliers, and the class density, our ODSD can more fully mine intra-class relationships of the unlabeled data. As a result, the sampled data are more helpful for subsequent student learning.

Experiments about semantic segmentation. We also conduct experiments on segmentation tasks. Mean Intersection over Union (mIoU) is set as the evaluation metric. Table 6 shows segmentation results on the NYUv2 dataset. Our ODSD also achieves the best performance. The visualization results and more detailed analysis are shown in **Supplementary Sec.4**.

4.3. Diagnostic Experiment

To verify the effectiveness of our method, we conduct diagnostic studies on the CIFAR-100 dataset. We use ResNet-34 as the teacher’s backbone and ResNet-18 as the student’s backbone. 150k data are sampled, and the student trains 200 epochs. The optimal values obtained by diagnostic experiments are also the default setting of 4.2 comparison experiments. In addition to what is shown in this section, more diagnostic experiments are shown in **Supplementary Sec.2**.

Distillation training objective. We first investigate our overall training objective (cf. Equation (8)). Two different data sampling numbers are set in this experiment. As shown in the experiments (1-4) of Table 7, the model with \mathcal{L}_{KD} alone achieves accuracy scores of 74.39% and 77.27% on 50k and 150k data sampling settings. Adding \mathcal{L}_n or \mathcal{L}_c individually brings gains (*i.e.*, **0.32%**, **0.31%**/**0.43%**, **0.44%**), indicating the effectiveness of our proposed distillation method. By combining all the training objectives, our method achieves better performance with **75.26%** and **77.90%**. Therefore, the proposed training objectives are effective and can help students gain good performance.

Data sampling scores. To obtain more efficient data, we define three scores for our sampling method in section 3.2. To verify their effectiveness, we further carry out ablation experiments. When using the complete three efficient evaluation criteria, the model can achieve the best performance with **75.26%** and **77.90%** accuracy shown in experiments (5-8) of Table 7. When the confidence score sc_i is abandoned, the familiarity of the teacher network with the sampled data decreases, reducing the amount of adequate information contained in the data. Without the outlier score so_i , the lack of modelling of the intra-class relationship of the data to be sampled leads to increased data distribution difference between the substitute data domain and the original data domain. Further, the class density score sd_i can measure the number of data in each class and maintain the balance of the sampled data. In summary, all three score indicators can help students perform better.

4.4. Visualization

To verify the distribution difference between sampled data and the original data of each sampling-based method, we use t-SNE [38] to visualize the feature distribution. The pre-trained ResNet-34 network on the CIFAR-100 dataset and ResNet-50 network on the ImageNet dataset is used as the teacher network. For both datasets, we reserve 100 classes of validation data. We compare random sampling, the DFND sampling method, and our Adaptive Prototype Sampling (APS) method. Figure 3 shows the data distribution differentiation results. Our clustering results are closer to the extracted features of the original data. Reducing the distribution difference between sampled and original data

Table 7. A set of diagnostic studies of proposed method.

Training objective \mathcal{L}			Data sampling scores S			
ID	Setting	Accuracy (%)		ID	Accuracy (%)	
		50k	150k		50k	150k
(1)	ours	75.26	77.90	(5)	ours	75.26 77.90
(2)	w/o \mathcal{L}_n	74.82	77.71	(6)	w/o sc_i	73.96 77.04
(3)	w/o \mathcal{L}_c	74.71	77.58	(7)	w/o so_i	68.07 76.67
(4)	w/o $\mathcal{L}_n, \mathcal{L}_c$	74.39	77.27	(8)	w/o sd_i	70.24 76.59

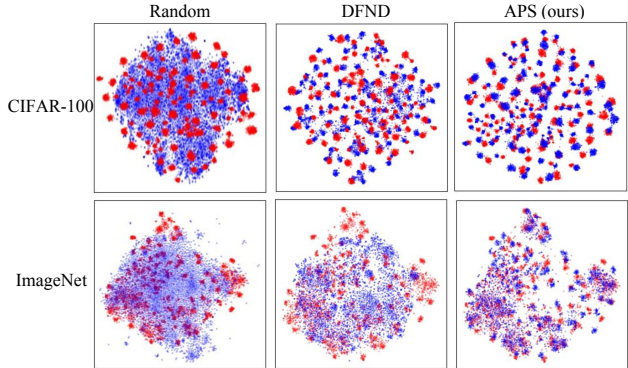


Figure 3. T-SNE visualization of the data distribution similarity. Red dots denote source domain data, while blue dots denote unlabeled sampling data. The distance between dot groups reflects the similarity between data domains. The data distribution obtained by our APS sampling method is more similar to that of the source domain, which effectively reduces domain noise and improves learning performance.

helps reduce data label noise, which is the key for the student to perform well.

5. Conclusion

Since the original training data may not be available due to privacy concerns, most existing data-free knowledge distillation methods rely heavily on additional generation modules. However, these generation modules bring additional computational costs. Meanwhile, existing DFKD methods disregard the domain shifts issue between the substitute and original data, and only consider the teacher’s knowledge ignoring the data knowledge. In this paper, we propose an Open-world Data Sampling Distillation (ODSD) method without unnecessary generation costs. We sample unlabeled data with similar distribution to original data and introduce low-noise knowledge representation learning to cope with domain shifts. To explore the data knowledge adequately, we design a structured knowledge representation. Comprehensive experiments have illustrated the effectiveness of our proposed data sampling and distillation method. As a result, the proposed method achieves significant improvement and state-of-the-art performance on various benchmarks.

References

- [1] Görkem Algan and Ilkay Ulusoy. Image classification with deep learning in the presence of noisy labels: A survey. *Knowledge-Based Systems*, 215:106771, 2021. 4
- [2] Paul R Burton, Madeleine J Murtagh, Andy Boyd, James B Williams, Edward S Dove, Susan E Wallace, Anne-Marie Tasse, Julian Little, Rex L Chisholm, Amadou Gaye, et al. Data safe havens in health research and healthcare. *Bioinformatics*, 31(20):3241–3248, 2015. 1
- [3] Mathilde Caron, Hugo Touvron, Ishan Misra, Hervé Jégou, Julien Mairal, Piotr Bojanowski, and Armand Joulin. Emerging properties in self-supervised vision transformers. In *Proceedings of the IEEE/CVF International Conference on Computer Vision*, pages 9650–9660, 2021. 3
- [4] Hanting Chen, Tianyu Guo, Chang Xu, Wenshuo Li, Chunjing Xu, Chao Xu, and Yunhe Wang. Learning student networks in the wild. In *Proceedings of the IEEE/CVF Conference on Computer Vision and Pattern Recognition*, pages 6428–6437, 2021. 1, 2, 5, 6, 7
- [5] Hanting Chen, Yunhe Wang, Chang Xu, Zhaohui Yang, Chuanjian Liu, Boxin Shi, Chunjing Xu, Chao Xu, and Qi Tian. Data-free learning of student networks. In *Proceedings of the IEEE/CVF International Conference on Computer Vision*, pages 3514–3522, 2019. 1, 2, 5, 6
- [6] Ting Chen, Simon Kornblith, Mohammad Norouzi, and Geoffrey Hinton. A simple framework for contrastive learning of visual representations. In *International conference on machine learning*, pages 1597–1607. PMLR, 2020. 3
- [7] Zhaoyu Chen, Bo Li, Shuang Wu, Shouhong Ding, and Wenqiang Zhang. Query-efficient decision-based black-box patch attack. *arXiv preprint arXiv:2307.00477*, 2023. 1
- [8] Zhaoyu Chen, Bo Li, Shuang Wu, Kaixun Jiang, Shouhong Ding, and Wenqiang Zhang. Content-based unrestricted adversarial attack. *arXiv preprint arXiv:2305.10665*, 2023. 1
- [9] Zhaoyu Chen, Bo Li, Shuang Wu, Jianghe Xu, Shouhong Ding, and Wenqiang Zhang. Shape matters: deformable patch attack. In *European conference on computer vision*, pages 529–548. Springer, 2022. 1
- [10] Zhaoyu Chen, Bo Li, Jianghe Xu, Shuang Wu, Shouhong Ding, and Wenqiang Zhang. Towards practical certifiable patch defense with vision transformer. In *Proceedings of the IEEE/CVF Conference on Computer Vision and Pattern Recognition*, pages 15148–15158, 2022. 1
- [11] Yoojin Choi, Jihwan Choi, Mostafa El-Khamy, and Jungwon Lee. Data-free network quantization with adversarial knowledge distillation. In *Proceedings of the IEEE/CVF Conference on Computer Vision and Pattern Recognition Workshops*, pages 710–711, 2020. 2, 5, 6
- [12] Jia Deng, Wei Dong, Richard Socher, Li-Jia Li, Kai Li, and Li Fei-Fei. Imagenet: A large-scale hierarchical image database. In *2009 IEEE conference on computer vision and pattern recognition*, pages 248–255. Ieee, 2009. 1, 5
- [13] Jacob Devlin, Ming-Wei Chang, Kenton Lee, and Kristina Toutanova. Bert: Pre-training of deep bidirectional transformers for language understanding. *arXiv preprint arXiv:1810.04805*, 2018. 1
- [14] Kien Do, Hung Le, Dung Nguyen, Dang Nguyen, Haripriya Harikumar, Truyen Tran, Santu Rana, and Svetha Venkatesh. Momentum adversarial distillation: Handling large distribution shifts in data-free knowledge distillation. *Advances in neural information processing systems*, 2022. 1, 2, 5, 6
- [15] Alexey Dosovitskiy, Lucas Beyer, Alexander Kolesnikov, Dirk Weissenborn, Xiaohua Zhai, Thomas Unterthiner, Mostafa Dehghani, Matthias Minderer, Georg Heigold, Sylvain Gelly, et al. An image is worth 16x16 words: Transformers for image recognition at scale. *arXiv preprint arXiv:2010.11929*, 2020. 1
- [16] Gongfan Fang, Kanya Mo, Xinchao Wang, Jie Song, Shitao Bei, Haofei Zhang, and Mingli Song. Up to 100x faster data-free knowledge distillation. In *Proceedings of the AAAI Conference on Artificial Intelligence*, volume 36, pages 6597–6604, 2022. 1, 2, 5, 6, 7
- [17] Gongfan Fang, Jie Song, Chengchao Shen, Xinchao Wang, Da Chen, and Mingli Song. Data-free adversarial distillation. *arXiv preprint arXiv:1912.11006*, 2019. 1, 2, 5
- [18] Gongfan Fang, Jie Song, Xinchao Wang, Chengchao Shen, Xingen Wang, and Mingli Song. Contrastive model inversion for data-free knowledge distillation. *arXiv preprint arXiv:2105.08584*, 2021. 2, 5, 6
- [19] Jean-Bastien Grill, Florian Strub, Florent Altché, Corentin Tallec, Pierre Richemond, Elena Buchatskaya, Carl Doersch, Bernardo Avila Pires, Zhaohan Guo, Mohammad Gheshlaghi Azar, et al. Bootstrap your own latent—a new approach to self-supervised learning. *Advances in neural information processing systems*, 33:21271–21284, 2020. 3
- [20] Zhiwei Hao, Yong Luo, Han Hu, Jianping An, and Yonggang Wen. Data-free ensemble knowledge distillation for privacy-conscious multimedia model compression. In *Proceedings of the 29th ACM International Conference on Multimedia*, pages 1803–1811, 2021. 1, 2, 5, 6
- [21] Kaiming He, Haoqi Fan, Yuxin Wu, Saining Xie, and Ross Girshick. Momentum contrast for unsupervised visual representation learning. In *Proceedings of the IEEE/CVF conference on computer vision and pattern recognition*, pages 9729–9738, 2020. 3
- [22] Geoffrey Hinton, Oriol Vinyals, Jeff Dean, et al. Distilling the knowledge in a neural network. *arXiv preprint arXiv:1503.02531*, 2(7), 2015. 4, 7
- [23] Jeff Johnson, Matthijs Douze, and Hervé Jégou. Billion-scale similarity search with GPUs. *IEEE Transactions on Big Data*, 7(3):535–547, 2019. 4
- [24] Tero Karras, Samuli Laine, and Timo Aila. A style-based generator architecture for generative adversarial networks. In *Proceedings of the IEEE/CVF conference on computer vision and pattern recognition*, pages 4401–4410, 2019. 1
- [25] Alex Krizhevsky, Geoffrey Hinton, et al. Learning multiple layers of features from tiny images. 2009. 5, 6
- [26] Siao Liu, Zhaoyu Chen, Wei Li, Jiwei Zhu, Jiafeng Wang, Wenqiang Zhang, and Zhongxue Gan. Efficient universal shuffle attack for visual object tracking. In *ICASSP 2022-2022 IEEE International Conference on Acoustics, Speech and Signal Processing (ICASSP)*, pages 2739–2743. IEEE, 2022. 1

- [27] Yang Liu, Jing Liu, Jieyu Lin, Mengyang Zhao, and Liang Song. Appearance-motion united auto-encoder framework for video anomaly detection. *IEEE Transactions on Circuits and Systems II: Express Briefs*, 69(5):2498–2502, 2022. **1**
- [28] Yang Liu, Jing Liu, Mengyang Zhao, Shuang Li, and Liang Song. Collaborative normality learning framework for weakly supervised video anomaly detection. *IEEE Transactions on Circuits and Systems II: Express Briefs*, 69(5):2508–2512, 2022. **1**
- [29] Yang Liu, Dingkan Yang, Yan Wang, Jing Liu, and Liang Song. Generalized video anomaly event detection: Systematic taxonomy and comparison of deep models. *arXiv preprint arXiv:2302.05087*, 2023. **1**
- [30] Ze Liu, Yutong Lin, Yue Cao, Han Hu, Yixuan Wei, Zheng Zhang, Stephen Lin, and Baining Guo. Swin transformer: Hierarchical vision transformer using shifted windows. In *Proceedings of the IEEE/CVF International Conference on Computer Vision*, pages 10012–10022, 2021. **1**
- [31] Raphael Gontijo Lopes, Stefano Fenu, and Thad Starner. Data-free knowledge distillation for deep neural networks. *arXiv preprint arXiv:1710.07535*, 2017. **1, 2**
- [32] Liangchen Luo, Mark Sandler, Zi Lin, Andrey Zhmoginov, and Andrew Howard. Large-scale generative data-free distillation. *arXiv preprint arXiv:2012.05578*, 2020. **1, 5, 7**
- [33] Paul Micaelli and Amos J Storkey. Zero-shot knowledge transfer via adversarial belief matching. *Advances in Neural Information Processing Systems*, 32, 2019. **1, 5, 6**
- [34] Wonpyo Park, Dongju Kim, Yan Lu, and Minsu Cho. Relational knowledge distillation. In *Proceedings of the IEEE/CVF Conference on Computer Vision and Pattern Recognition*, pages 3967–3976, 2019. **2**
- [35] Nathan Silberman, Derek Hoiem, Pushmeet Kohli, and Rob Fergus. Indoor segmentation and support inference from rgb-d images. In *European conference on computer vision*, pages 746–760. Springer, 2012. **5**
- [36] Chen Sun, Abhinav Shrivastava, Saurabh Singh, and Abhinav Gupta. Revisiting unreasonable effectiveness of data in deep learning era. In *Proceedings of the IEEE international conference on computer vision*, pages 843–852, 2017. **1**
- [37] Yonglong Tian, Dilip Krishnan, and Phillip Isola. Contrastive representation distillation. In *International Conference on Learning Representations*, 2020. **3**
- [38] Laurens Van der Maaten and Geoffrey Hinton. Visualizing data using t-sne. *Journal of machine learning research*, 9(11), 2008. **8**
- [39] Yuzheng Wang, Zhaoyu Chen, Dingkan Yang, Pinxue Guo, Kaixun Jiang, Wenqiang Zhang, and Lizhe Qi. Model robustness meets data privacy: Adversarial robustness distillation without original data. *arXiv preprint arXiv:2303.11611*, 2023. **1**
- [40] Yuzheng Wang, Zhaoyu Chen, Dingkan Yang, Yang Liu, Siao Liu, Wenqiang Zhang, and Lizhe Qi. Adversarial contrastive distillation with adaptive denoising. In *ICASSP 2023-2023 IEEE International Conference on Acoustics, Speech and Signal Processing (ICASSP)*, pages 1–5. IEEE, 2023. **1**
- [41] Yuzheng Wang, Zuhao Ge, Zhaoyu Chen, Xian Liu, Chuangjia Ma, Yunquan Sun, and Lizhe Qi. Explicit and implicit knowledge distillation via unlabeled data. In *ICASSP 2023-2023 IEEE International Conference on Acoustics, Speech and Signal Processing (ICASSP)*, pages 1–5. IEEE, 2023. **2**
- [42] Zhirong Wu, Yuanjun Xiong, Stella X Yu, and Dahua Lin. Unsupervised feature learning via non-parametric instance discrimination. In *Proceedings of the IEEE conference on computer vision and pattern recognition*, pages 3733–3742, 2018. **3**
- [43] Dingkan Yang, Zhaoyu Chen, Yuzheng Wang, Shunli Wang, Mingcheng Li, Siao Liu, Xiao Zhao, Shuai Huang, Zhiyan Dong, Peng Zhai, and Lihua Zhang. Context deconfounded emotion recognition. In *Proceedings of the IEEE/CVF Conference on Computer Vision and Pattern Recognition (CVPR)*, pages 19005–19015, June 2023. **1**
- [44] Dingkan Yang, Shuai Huang, Shunli Wang, Yang Liu, Peng Zhai, Liuzhen Su, Mingcheng Li, and Lihua Zhang. Emotion recognition for multiple context awareness. In *Proceedings of the European Conference on Computer Vision (ECCV)*, volume 13697, pages 144–162, 2022. **1**
- [45] Dingkan Yang, Shuai Huang, Zhi Xu, Zhenpeng Li, Shunli Wang, Mingcheng Li, Yuzheng Wang, Yang Liu, Kun Yang, Zhaoyu Chen, et al. Aide: A vision-driven multi-view, multi-modal, multi-tasking dataset for assistive driving perception. *arXiv preprint arXiv:2307.13933*, 2023. **1**
- [46] Dingkan Yang, Yang Liu, Can Huang, Mingcheng Li, Xiao Zhao, Yuzheng Wang, Kun Yang, Yan Wang, Peng Zhai, and Lihua Zhang. Target and source modality co-reinforcement for emotion understanding from asynchronous multimodal sequences. *Knowledge-Based Systems*, 265:110370, 2023. **1**
- [47] Jingwen Ye, Yixin Ji, Xinchao Wang, Xin Gao, and Mingli Song. Data-free knowledge amalgamation via group-stack dual-gan. In *Proceedings of the IEEE/CVF Conference on Computer Vision and Pattern Recognition*, pages 12516–12525, 2020. **1**
- [48] Mang Ye, Xu Zhang, Pong C Yuen, and Shih-Fu Chang. Unsupervised embedding learning via invariant and spreading instance feature. In *Proceedings of the IEEE/CVF Conference on Computer Vision and Pattern Recognition*, pages 6210–6219, 2019. **3**
- [49] Junho Yim, Donggyu Joo, Jihoon Bae, and Junmo Kim. A gift from knowledge distillation: Fast optimization, network minimization and transfer learning. In *Proceedings of the IEEE conference on computer vision and pattern recognition*, pages 4133–4141, 2017. **2**
- [50] Hongxu Yin, Pavlo Molchanov, Jose M Alvarez, Zhizhong Li, Arun Mallya, Derek Hoiem, Niraj K Jha, and Jan Kautz. Dreaming to distill: Data-free knowledge transfer via deep-inversion. In *Proceedings of the IEEE/CVF Conference on Computer Vision and Pattern Recognition*, pages 8715–8724, 2020. **2, 5, 6, 7**
- [51] Jie Zhang, Chen Chen, Bo Li, Lingjuan Lyu, Shuang Wu, Shouhong Ding, Chunhua Shen, and Chao Wu. Dense: Data-free one-shot federated learning. *Advances in Neural Information Processing Systems*, 35:21414–21428, 2022. **1**