

The Initial Screening Order Problem

JOSE M. ALVAREZ , Scuola Normale Superiore, University of Pisa, Italy

ANTONIO MASTROPIETRO , University of Pisa, Italy

SALVATORE RUGGIERI , University of Pisa, Italy

We investigate the role of the initial screening order (ISO) in candidate screening processes, such as employee hiring and academic admissions. The ISO refers to the order in which the screener evaluates the candidate pool. It has been largely overlooked in the literature, despite its potential impact on the optimality and fairness of the chosen set, especially under a human screener. We define two problem formulations: the best- k , where the screener selects the k best candidates, and the good- k , where the screener selects the k first good-enough candidates. To study the impact of the ISO, we introduce a human-like screener and compare it to its algorithmic counterpart. The human-like screener is conceived to be inconsistent over time due to fatigue. Our analysis shows that the ISO, in particular, under a human-like screener hinders individual fairness despite meeting group level fairness. This is due to the position bias, where a candidate's evaluation is affected by its position within the ISO. We report extensive simulated experiments exploring the parameters of the best- k and good- k problem formulations both for the algorithmic and human-like screeners. This work is motivated by a real world candidate screening problem studied in collaboration with a large European company.

CCS Concepts: • **Information systems** → **Retrieval models and ranking**; • **Human-centered computing** → **Interaction design theory, concepts and paradigms**.

Additional Key Words and Phrases: fair set selection, position bias, candidate screening, human-in-the-loop

1 INTRODUCTION

Candidate screening is a complex, human-dependent process. It consists of a decision-maker, which we refer to as the *screener*, tasked with choosing k suitable candidates from a candidate pool. Common candidate screening processes include the evaluation of resumes for a job interview [31] or application packages for university admission [43]. The screener usually evaluates the candidate pool using limited information and under strict time constraints. Because of this, as with other repetitive tasks performed by humans [23, 24], candidate screening is prone to biased decision-making [13, 31]. An industry around automating candidate screening using Machine Learning (ML) has emerged in recent years [45], though with limited results in terms of fairness [15, 25, 26, 34, 35, 40, 41, 46]. The future of automated decision-making (ADM) for candidate screening is an open question as ADM systems for this task are increasingly required by stakeholders, such as regulators, to consider how humans interact with their output [9, 37].

In this paper, we investigate the role of the *initial screening order* (ISO) in the fair set selection problem within candidate screening. The ISO refers to the order in which the candidates appear in the candidate pool. It can be chosen by or provided to the screener. We find that the ISO has an impact in terms of optimality (choosing the best candidates) and fairness (treating similar candidates similarly) on the selected set of candidates by the screener, especially when the screener is human (e.g., [13, 30]). This is mainly because of the *position bias* inherent to the ISO. Position bias refers to the penalty (or premium) each candidate experiences due to where it falls on the ISO [3]. Humans are predisposed to favor the items being placed at the top of a list as we tend to read from top to bottom [2, 3]. Clearly, there is a benefit for those candidates that appear at the start of the ISO. We further motivate the ISO problem in Section 1.1.

Our results are based on a modeling framework for understanding how a screener interacts with an ISO along with a simulations framework that implements extensively the problem formulations for practical insights on the influence of the ISO. We start with Section 2, in which we describe how a screener explores the ISO in search of an optimal and

fair (at the group-level w.r.t. a representational quota q) set of k candidates. We define two problem formulations. In the best- k the screener selects the k top candidates, while in the good- k the screener selects the k first good-enough candidates w.r.t. some minimum score for measuring candidate quality. We devise algorithmic solutions for both problem formulations. The good- k is noteworthy as it allows the screener to partially search the candidate pool; set selection problem formulations often assume a full search by the screener. We discuss this further in Sections 1.2 and 2.5.

To better understand the impact of the ISO when a human screener is involved, in Section 3 we introduce and analyse the algorithmic and human-like screeners. The former refers to a consistent screener (like a ML model); the latter refers to an inconsistent screener (like a human) whose evaluation of candidates suffers over time due to fatigue (see, e.g., Kahneman [23]). We enhance our analysis of these two screeners in Section 4 through simulated experiments that mimic multiple screening settings and help us understand the impact of the ISO. The results, although specific to our assumptions, confirm the role of position bias inherent to the ISO. We find, for instance, that the human-like screener can violate individual fairness [12] by not evaluating similar candidates similarly while still meeting q . We also find that the algorithmic screener can miss the best candidate depending on its search procedure. In short, we find that where a candidate falls within the ISO can determine its chances of getting selected, highlighting the influence of position bias. We conclude in Section 5 by discussing the limitations of our work, future work, and key takeaways.

Our main contributions are threefold. First, we formalize the role of the ISO in two possible objectives of the screener with the best- k and good- k problems. Second, we formulate a human-like screener and compare it to its algorithmic counterpart both theoretically and with experiments. Third, with the simulations framework, we provide a useful, open source tool for studying the ISO problem and inform stakeholders without needing to run real world screening scenarios, which can be both costly and time consuming.

1.1 Qualitative Background

Our work borrows from a previous collaborative effort at a European Fortune Global 500. We refer to this company as G. The purpose was to study G’s hiring process as an algorithmic fairness problem. We worked closely with Advanced Analytics (AA) and Human Resources (HR) teams, focusing on candidate screening. In this phase of G’s hiring process, an HR officer reduces the candidate pool for a job opening into a smaller pool of suitable candidates, determining candidate suitability based on each candidate’s profile using a set of minimum basic requirements. The candidate pool is stored in Taleo by Oracle, a platform specific to hiring. For more details on our collaboration, see Appendix A.

Candidate screening at G represented a time-consuming, repetitive task prone to human error [23] and a sensitive, high-risk task requiring human oversight [7]. Therefore, the option of full automation was not possible. The focus was, thus, on understanding and modeling the search of the HR officer since the viable options involved either the presence or absence of an algorithmic aid. In particular, under the realistic risk of position bias [3] affecting candidate evaluations, as shown empirically in similar screening settings [13, 18, 29, 30, 36], we wanted to study the influence of the ISO on the set of suitable candidates chosen by the HR officer.

The following *stylized facts* summarize key practices by the HR officers (henceforth, screeners) that motivate the ISO problem in Sections 2 and 3. These are: **G1 Varying ISOs**. Screeners chose the ISO. The choice was restricted by the sorting fields of the platform, such as using the candidates’ last name. **G2 Two ways to search the candidate pool**. Two search practices became apparent: full or partial search based on the desired number of suitable candidates. **G3 Meeting the set of minimum basic requirements**. Although screeners were able to differentiate candidates relative to each other, their focus was on finding candidates that met these requirements. **G4 Representative suitable candidates**. Fairness goals

already existed in the form of representation quotas, often around gender, that were enforced by the screeners. *G5 A consistent notion of time*. Screeners aimed at spending one minute per candidate.

Although G1-5 are specific to G, they highlight salient aspects of a real-world candidate screening problem that are, we argue, likely to hold in similar settings involving humans searching a pool of candidates. We note that, while G4-5 are standard to the fair set selection problem, especially under an algorithmic screener (Section 2.5), G1-3 introduce new considerations to such problem formulation, especially under a human screener (Section 1.2).

1.2 Related Work

In formalizing the ISO problem, our work revives the role of position bias within a screening process involving human screeners. Works on search engine click models were the first to formalize [11] and test [18, 29, 36] how users search over an ISO. These works modeled the different clicking procedures observed in users and provided experimental evidence for the existence of position bias. Hence, it is not surprising that today product owners are willing to pay premiums to search engines and similar platforms for the first spots in the search results of a user [2]. Different from these works, we consider a user that chooses (i.e., “clicks”) more than one item. Further, we formalize such users under a utility-maximizing framework with fairness constraints, which relates to past set selections works [42].

Within algorithmic fairness, focus has been mainly on learning an algorithm that provides a fair ISO [32, 49, 50]. Works on probability-based [47, 48] and exposure-based [3, 21] fairness tackle position bias by (re-)arranging the ISO so that is fair according to, respectively, some model for user attention and spot allocations. These works, however, avoid formalizing the user for which the fair ISO is meant, e.g., assuming a complete search of the (re-)arranged ISO by the user. Based on the click models and our own experience with G, we argue that it is important to model the human user to fully grasp the ISO problem. The fair set selection literature, including the fair ranking, is vast; we position our work within this literature in Section 2.5 after we have formulated the ISO problem.

We highlight two recent works that provide evidence for position bias and the implicit role of the ISO. Echterhoff et al. [13] collaborate with a college to study anchoring bias [23] in admissions; anchoring bias [44] occurs when a candidate’s evaluation is conditioned by the quality of the previously evaluated candidates. This paper finds that the same candidate is better off if it is preceded by worst candidates than better candidates, which violates individual fairness [12], and proposes an algorithm for capturing and balancing anchoring bias. Pei et al. [30] work with a college to study how the platforms used by professors for evaluating homework affects the students’ grades. This paper runs a set of experiments varying the order in which the homeworks are presented by the platform. The experiments shows that the default sorting order, which is in alphabetical order, unfairly rewards students with the same work quality depending on their last names, which violates individual fairness [12].

Both papers provide evidence of the ISO problem (w.r.t. fairness) and, similar to our work, highlight the role of the human using the ISO. However, we differ from these works in that we provide a simulations framework supported by our problem formulation flexible enough to capture multiple screening scenarios. Gathering experimental data or having access to the real process are costly and limited to stakeholders studying questions of fairness, which positions simulations as useful tools for answering these questions [4, 6, 19, 22, 38]. We come back to this point in Section 5.

2 SEARCHING THE POOL OF CANDIDATES

The goal is to formulate the fair set selection problem, where a decision-maker selects a set of items from a population, by considering the initial screening order (ISO) in which the items are presented to it. Here, the candidates for a job represent the items and the screener evaluating their profiles represents the decision-maker.

2.1 Setting

Let us consider a *candidate pool* C of n candidates. Each *candidate* c is described by the *vector of p attributes* $X_c \in \mathbb{R}^p$ and the *protected attribute* W_c . To simplify our analysis, we assume that W encodes the membership to the protected group and is binary with $W_c = 1$ if c belongs to the protected group and $W_c = 0$ otherwise. We can relax this assumption if needed. The candidates are evaluated by a *screeener* $h \in \mathcal{H}$, where \mathcal{H} denotes the set of available screeners. The following variables refer to a specific h . The goal of h is to obtain a *set of k selected candidates* $S^k \in [C]^k$, with $[C]^k$ denoting the set of k -subsets of C (i.e., subsets with cardinality k), based on each candidate's application profile as summarized by the tuple (X_c, W_c) . We model candidate evaluation by assuming that h uses an *individual scoring function* $s: \mathbb{R}^p \rightarrow [0, 1]$, such that $s(X_c)$ returns the score of c according to h . Here, h does not (or, equivalently, cannot) use W_c when scoring any c . The higher the score, the better the candidate fits the job.

The screener h explores the candidate pool C in a specific order. We denote the *set of total orderings of candidates in C* by Θ . It represents all the possible ways in which the n candidates in C can be arranged. An *order* $\sigma \in \Theta$ maps an integer $i \in \{1, \dots, n\}$ to a candidate $c \in C$, indicating that c occupies the i -th position according to σ , with notation $\sigma(i) = c$ and vice-versa $\sigma^{-1}(c) = i$.

Importantly, the screener explores the candidate pool C under the *initial screening order* $\theta \in \Theta$, which represents the order chosen by or, alternatively, provided to h before starting the exploration of C (recall, G1 in Section 1.1). The screener is not required to explore the entirety of C , meaning h can either fully or partially explore C given θ (recall, G2 in Section 1.1). We assume that the screener *respects* θ , meaning:

$$\text{a candidate } c_1 \in C \text{ is evaluated before } c_2 \in C \text{ only if } \theta^{-1}(c_1) < \theta^{-1}(c_2). \quad (1)$$

2.2 Group Fairness

To address the fairness goal of the screener h (recall, G4 in Section 1.1), we assume a quota q for the protected group $W = 1$. We introduce the fraction $f(S^k) \in [0, 1]$ of protected candidates in the selected set S^k as:

$$f(S^k) = \frac{|\{c \in S^k \text{ s.t. } W_c = 1\}|}{k} \quad (2)$$

and we denote by $q \in [0, 1]$ the desired fraction of selected protected candidates in S^k . The fair h will be constrained to meet the *representational quota* q when deriving S^k by satisfying the condition $f(S^k) \geq q$. The unconstrained version, in which no representativeness requirement is assumed, is achieved by considering $q = 0$. We view q as a policy enforced by h to achieve a diverse S^k . It is a statement on the composition of S^k , not a statement on the ordering of protected candidates within S^k . For instance, for $k = 10$ and $q = 0.5$, the fair screener would need to derive S^k with 50% of protected candidates though in no particular order within S^k .

2.3 Two Problem Formulations

How might we account for the two ways h can search C as stipulated in our setting? We proceed to formulate two fair set selection problems for h , in which we distinguish between *best- k* and *good- k* . Under the *best- k* formulation, the set S^k represents *the fair best k candidates* in C according to h . We denote it accordingly as S_{best}^k . Under the *good- k* formulation, the set S^k represents *the fair first good-enough k candidates* in C according to h . We denote it accordingly as S_{good}^k . For both formulations we define the objective of h in terms of achieving an optimal and fair selection of candidates. How we define optimality, as we show, derives the best- k and good- k problems; we already defined fairness

in the previous subsection. The key difference between these two problem formulations is that the best- k requires a full search of C while the good- k allows for a partial search of C under an ISO θ .

2.3.1 Best- k . We first focus on the screener h that finds the set of best k candidates in C given the fairness constraint q and while respecting the ISO θ (1). Here, h needs to evaluate the complete C since h must score and rank all candidates according to the individual scoring function s before choosing the ones with the highest scores and that satisfy q .

We view the goal in terms of maximizing a utility for h . We define *utility* as the benefit derived by h from selecting k suitable candidates under θ . Formally, utility is a function $U^k: [C]^k \times \Theta \rightarrow \mathbb{R}$. The simplest expression for defining U^k is to add the scores of the selected candidates:

$$U_{add}^k(S^k, \theta) = \sum_{c \in S^k} s(\mathbf{X}_c) \quad (3)$$

rationalizing that h will maximize its utility by selecting the k most suitable candidates for the job. Notice that θ in (3) does not affect the evaluation of S^k because of the commutative property of addition. Under (3), we define *the fair best- k set selection problem* or, simply, **the best- k problem** as:

$$\begin{aligned} \arg \max_{S^k \in [C]^k} \quad & U_{add}^k(S^k, \theta) \\ \text{s. t.} \quad & f(S^k) \geq q \end{aligned} \quad (4)$$

for which we denote its solution as S_{best}^k . In the presence of tied scores, the solution may not be unique. In such a case, we consider any solution. We emphasize that (3) is not the only possible model for the utility of h and alternative models, such as exposure discounting [39], can be considered for (4). We leave this for future work.

2.3.2 Good- k . We now focus on the screener h that finds k candidates in C that meet a set of *minimum basic requirements* ψ (recall, G3 in Section 1.1) given the fairness constraint q and while respecting the ISO θ (1). We represent ψ as a *minimum score*, such that h deems candidate $c \in C$ as eligible for being selected if $s(\mathbf{X}_c) \geq \psi$. Here, unlike the best- k formulation, h is not required to evaluate the whole C as it is enough to find the first k candidates that are good enough according to ψ and that satisfy q .

We still view the goal in terms of maximizing a utility for h . We need, however, to define an alternative utility function to (3) that specifically ensures that h stops searching C after finding the k -th good-enough candidate according to ψ . We define the following expression for U_{ψ}^k :

$$U_{\psi}^k(S^k, \theta) = \begin{cases} k - \sum_{c \in S^k} p(c, S^k, \theta) & \text{if, } \forall c \in S^k, s(\mathbf{X}_c) \geq \psi \\ 0 & \text{otherwise.} \end{cases} \quad (5)$$

with the *penalty function* $p(c, S^k, \theta) = \mathbb{1}(\exists c' \in C \setminus S^k \text{ s.t. } \theta^{-1}(c') < \theta^{-1}(c) \wedge s(\mathbf{X}_{c'}) \geq \psi \wedge W_{c'} = W_c)$. Under (5), h wants to find as quick as possible the k -th suitable candidate without wanting to check whether the k -th + 1 candidate is also suitable. This is because, for a candidate c , $p(c, S^k, \theta)$, looks for another candidate of the same group as c and meeting ψ , who occurs before c under θ but who has not been selected into S^k . The penalty function models the “wasted effort” in choosing a candidate occurring after another one meeting all the same requirements. At worst, there are k

penalties. Under (5), we define *the fair good-k set selection problem* or, simply, **the good-k problem** as:

$$\begin{aligned} \arg \max_{S^k \in [C]^k} & U_\psi^k(S^k, \theta) \\ \text{s. t.} & f(S^k) \geq q \end{aligned} \quad (6)$$

for which we denote its solution as $S_{good}^k(\psi)$ or, if there is no ambiguity on ψ , simply as S_{good}^k . If the fairness constraint is strengthened to a fixed quota, i.e., $f(S^k) = q$, it can be shown that the solution is unique. In the general case, i.e., $f(S^k) \geq q$, there can be two solutions but with different fractions of the protected group. For this last point, see Example B.1 in Appendix B.1. Further, we emphasize that (5) is not the only utility model for (6). Other models are possible as long as they properly describe the partial search allowed within the good-k problem. We leave this for future work. For more details, also see Appendix B.1 where we motivate (5) by presenting a simpler utility model (read, without the penalty) and showing its failure to stop h from evaluating more candidates.

REMARK 1. *The ISO θ can influence the screening process under the good-k problem (6) due to the potential partial search of C by h . This holds without assuming anything about h . To observe this point, let $k = 1$ and assume two candidates such that $s(\mathbf{X}_{c_1}) \geq \psi$ and $s(\mathbf{X}_{c_2}) \geq \psi$. A θ such that $\theta^{-1}(c_1) = 1$ and $\theta^{-1}(c_2) = 2$ would imply that c_1 is considered eligible before even evaluating c_2 . Conversely, a reverse θ such that $\theta^{-1}(c_1) = 2$ and $\theta^{-1}(c_2) = 1$ would imply eligible c_2 before c_1 . Since h will stop after finding $k = 1$ good-enough candidates, θ affects which candidates are selected.*

2.4 Two Search Procedures

We present two search procedures for the best- k and good- k problems. These two algorithmic implementations, with the *ExaminationSearch* solving for S_{best}^k and the *CascadeSearch* solving for S_{good}^k , allow us to operationalize the two problem formulations given the ISO θ of candidates chosen by or provided to h .

The *ExaminationSearch* procedure, Algorithm 1, solves the best- k setting, returning S_{best}^k for given n (candidates), ISO θ , and parameters k (subset size) and q (fairness group constraint). First, line 2 calculates the minimum number q^* of candidates from the protected group to be selected, and the maximum number of candidates r^* not in that quota. Then, candidates are considered by descending scores, using the `argsortdesc` procedure (lines 2, 3). The loop in lines 5-13 iterates until k candidates are found. The loop adds candidates to the sets Q and R : Q are candidates in the quota of the protected group; R are candidates not in that quota (can be non-protected or protected). A non-protected candidate can be only added to the R set, thus line 7 checks if there is still room in R to do this. A protected candidate is added to the quota set Q if there is room (lines 10-11) or to the other set R otherwise (lines 12-13). Finally, the procedure returns the candidates in the quota set Q or in the other set R . The result of the *ExaminationSearch* procedure maximizes (4), as candidates are added in decreasing score, while keeping the fairness constraint through the quota management.

The *CascadeSearch* procedure, Algorithm 2, solves the good- k setting, returning S_{good}^k for given n , ISO θ , and parameters k , q and ψ (minimum basic requirement). The difference with the *ExaminationSearch* procedure consists in strictly following the ISO θ (line 4), and in checking ψ (line 8) before adding a candidate to the quota set Q or to the other set R . The result of the *CascadeSearch* procedure maximizes (6), as no penalty is accumulated in the loop. In fact, a non-protected candidate ($W_c = 0$) is not added only because there is no room in R – and R never gets smaller to allow for more room later on. A protected candidate ($W_c = 1$) is not added only if not meeting the minimum basic requirement (line 8), hence it cannot be counted for the penalty. Formally, $U_\psi^k(S_{good}^k, \theta) = k$ for the solution S_{good}^k returned by *CascadeSearch*.

Algorithm 1 ExaminationSearch

Require: n, θ, k, q
Ensure: S_{best}^k

- 1: $q^* \leftarrow \text{round}(q \cdot k); r^* \leftarrow k - q^*$
- 2: $\text{scores} \leftarrow \{s(X_c) \text{ for } c = \theta(1), \dots, \theta(n)\}$
- 3: $\tau \leftarrow \text{argsortdesc}(\text{scores})$
- 4: $i \leftarrow 1; k^* \leftarrow 0; Q \leftarrow \{\}; R \leftarrow \{\}$
- 5: **while** $k^* < k$ **do**
- 6: $c \leftarrow \theta(\tau(i)); i \leftarrow i + 1$
- 7: **if** $W_c == 0$ **and** $\text{len}(R) == r^*$ **then**
- 8: **continue**
- 9: $k^* \leftarrow k^* + 1$
- 10: **if** $W_c == 1$ **and** $\text{len}(Q) < q^*$ **then**
- 11: $Q \leftarrow Q \cup \{c\}$
- 12: **else**
- 13: $R \leftarrow R \cup \{c\}$
- 13: **return** $Q \cup R$

Algorithm 2 CascadeSearch

Require: n, θ, k, q, ψ
Ensure: S_{good}^k

- 1: $q^* \leftarrow \text{round}(q \cdot k); r^* \leftarrow k - q^*$
- 2: $i \leftarrow 1; k^* \leftarrow 0; Q \leftarrow \{\}; R \leftarrow \{\}$
- 3: **while** $k^* < k$ **do**
- 4: $c \leftarrow \theta(i); i \leftarrow i + 1$
- 5: **if** $W_c == 0$ **and** $\text{len}(R) == r^*$ **then**
- 6: **continue**
- 7: $Y_c \leftarrow s(X_c)$
- 8: **if** $Y_c \geq \psi$ **then**
- 9: $k^* \leftarrow k^* + 1$
- 10: **if** $W_c == 1$ **and** $\text{len}(Q) < q^*$ **then**
- 11: $Q \leftarrow Q \cup \{c\}$
- 12: **else**
- 13: $R \leftarrow R \cup \{c\}$
- 13: **return** $Q \cup R$

2.5 Additional Related Work

We presented two formulations of fair set selection problems. Here, we can now compare our formulations with the fair ranking and set selection literature, where, in the latter, h cares about the order within the chosen S^k .

The reference ranking problem is the top- k selection [16] representing the standard setting in the fairness literature [49, 50]. The reference set selection problem is the Secretary Problem (SP), inspired by the hiring process [17]: the goal is to select the maximum valued element in a randomly ordered sequence of n , with the condition of committing irrevocably to the acceptance or rejection decision after each evaluation. The past literature has already analyzed the fairness implication of the SP, even in the k -choice extension (e.g., [42]). Our best- k and good- k formulations, differently from the SP, focus on the screening process, not the interview phase. More generally, we assume an offline set selection, that is, h evaluates the applicants individually according to the ISO and each decision is not irrevocable. Instead, the SP is online, i.e., a decision must be made as each applicant is presented. Notably, past works focusing on the online setting assume the additive utility we employ in the best- k formulation [27, 42]. This fact shows how the peculiar good- k set selection formulation, inspired by G 's hiring process, differs from the previously analyzed settings.

We emphasize that our research question focuses on the impact of the ISO θ on fair screening practices. With few exceptions (recall, Section 1.2), the impact of θ is neglected by the past literature to the best of our knowledge. For this reason, we move from the optimality analysis of the two algorithms (e.g., [16]), toward modeling the behaviour of a screener solving the two problem formulations. For this reason, we do not aim to provide novel optimal algorithms for the two problem formulations. The two algorithms we discuss are inspired by the click-model literature. They are inherently sequential and can be applied online because we aim to model a human-like screener, described in the next section, that operates sequentially. Yet, in both settings, the applicants are disclosed according to θ and not to the score, differently from past works [42]. We add to this line of work by introducing θ as a parameter of interest.

3 THE HUMAN-LIKE SCREENER

We want to model a screener h prone to error when evaluating the candidate pool C given the ISO θ , allowing to study the consequences of an ISO on a human screener solving for the best- k (4) or good- k (6) problems.

We distinguish two kinds of screeners h : the *algorithmic* screener, denoted by $h_a \in \mathcal{H}_a$, if it can consistently evaluate C ; the *human-like* screener, denoted by $h_h \in \mathcal{H}_h$, if it is conditioned by a fatigue component that hinders the consistency of its evaluation as it explores C . We introduce a *time component* to study these screeners. Let t denote the discrete unit of time that represents how long h takes to evaluate a candidate $c \in C$. We assume that t is constant (recall G5 Section 1.1), implying time itself cannot be optimized by h . We track time along θ , meaning h evaluates the first candidate that appears in θ at time $t = 1$, and so on. Thus, time t ranges from 0 to n at maximum.

3.1 Fatigue and Fatigued Scores

Formally, we introduce a *fatigue component* $\phi(t)$ specific to the human-like screener h_h as a function of time t and model the *accumulated fatigue* $\Phi: \{0, \dots, n\} \rightarrow \mathbb{R}$, with $\Phi(0) = 0$. The discrete derivative of Φ , that is, $\phi(i) = \Phi(i) - \Phi(i - 1)$, defined for $t \geq 1$, is the effort of h_h to examine the t -th candidate. Clearly, how we define Φ conditions the effect of fatigue on our analysis of h_h . We make the simplest modeling choice to define ϕ by assuming that *fatigue accumulates linearly over time*, or $\phi(t) = \lambda$ so that $\Phi(t) = \lambda \cdot t$. This is one possible formulation based on our interpretation that h_h becomes tired at a constant pace. We leave the study of other Φ formulations for future work.

How does fatigue materialize for h_h when searching C under θ ? We model the effect of fatigue when h_h evaluates c through the *fatigued score* $s_{h_h}(X_c) + \epsilon$, where ϵ is a random variable depending on the fatigue Φ which quantifies the deviation from the *truthful score* $s_h(X_c)$. We model ϵ according to *two modeling choices*. The first choice defines ϵ_1 as a centered Gaussian variable, and the fatigue affects only its variance. Formally, at a given t , $\epsilon_1 \sim \mathcal{N}(0, v(\Phi(t - 1)))$, where $v: \mathbb{R} \rightarrow \mathbb{R}$ defines the variance of ϵ_1 as an increasing function of the accumulated fatigue. The second choice assumes that a negative bias can affect each applicant’s evaluation. The more fatigue, the more the screener h_h tends to underscore the candidates. Hence, we model ϵ_2 as an uncentered Gaussian, whose mean is a decreasing function of the fatigue. Formally, $\epsilon_2 \sim \mathcal{N}(\mu(\Phi(t - 1)), v(\Phi(t - 1)))$, where $\mu: \mathbb{R} \rightarrow \mathbb{R}$ is a decreasing function rather than a constant.

REMARK 2. *What Φ means in practice is that h_h evaluates the identical candidates c_1 and c_2 differently under the ISO θ at times t_1 and t_2 , as long as $\Phi(t_1) \neq \Phi(t_2)$ and regardless whether h_h is solving for the best- k or good- k problem.*

We assume that h_h is unaware of its fatigue as it goes over C , representing an unconscious decision-making bias due, e.g., to mental heuristics [44]. Such a setting allows capturing what occurs in real life, where h_a is consistent in its evaluation of C whereas h_h loses its consistency over time [13, 30]. Algorithms 1 and 2 represent h_a as there is no notion of fatigue nor biased scores. To represent the human-like screener, we need to track the accumulated fatigue Φ over the time and draw ϵ accordingly to compute the fatigued scores of h_h . The main change is, thus, to line 2 in Algorithm 1 and line 7 in Algorithm 2, where the score computed for candidate c is biased by ϵ sampled at that time. We present the human-like versions of these search procedures in Appendix B.2 as Algorithms 3 and 4.

3.2 Position Bias Implications

Importantly, no two candidates can occupy the same position in the ISO. With this in mind, we now analyse the fairness and optimality implications of the position bias implicit to the ISO. For concreteness, let us consider the next two assumptions. **A1:** *We assume that θ is independent of the protected attribute W* , meaning the way in which candidates are sorted in θ contains no information about membership to either category in W . **A2:** *We assume that the individual scoring functions s for either screener is able to evaluate any candidate c fairly and truthfully*, meaning $s(X_c)$ captures no information about W_c and all information about the suitability of c . Under A1 and A2 we can control for other biases, such as measurement error in s , and focus on the bias coming from the ISO.

Let us start with the fairness implications in the best- k and good- k problems. Here, it is important to distinguish between the group-level fairness constraining h given θ and the potential individual fairness violations under θ , in terms of h failing to evaluate similar candidates similarly [12]. Regarding group-level fairness, both h_a and h_h are fair in solving for S_{best}^k and S_{good}^k . Indeed, both fair h_a and h_h must meet the condition $f(S^k) \geq q$. This point is clear for h_a (i.e., Algorithms 1 and 2) as there is no fatigue involved. The same holds for h_h (i.e., Algorithms 3 and 4) because the error on the score does not affect the evaluation of the representational quota q . Formally, the expected error $\mathbb{E}[\epsilon \mid W_c = 1, \theta] = \mathbb{E}[\epsilon \mid W_c = 0, \theta]$, regardless of ϵ being ϵ_1 or ϵ_2 . The fatigue and, thus, the fatigued scores are, on average, shared across protected and non-protected candidates.

The distinction between h_a and h_h becomes important under individual-level fairness because h_a ensures it, while h_h violates individual fairness for a specific candidate c . Indeed, the candidate’s position in θ influences the amount of error made by h_h when evaluating that candidate. Therefore, similar candidates will not be evaluated similarly due to the unequal accumulation of fatigue experienced by h_h , because of their different positions in θ . For ϵ_2 , e.g., even if $X_{c_j} = X_{c_i}$, but $j > i$, the score of j is less, on average, than the one of i , so that i has an unfair premium from θ .

Let us now consider the optimality implications of the best- k and good- k problems. Here, we need to keep in mind that each problem, due to its utility model, has different optimal solutions, with best- k requiring the top- k candidates in C and good- k the first good-enough k candidates in C . It follows that h_a reaches the optimal solution as the absence of fatigue enable h_a to consistently judge suitable candidates, thus to obtain the optimal selected set. The opposite holds for h_h due to the inconsistent scoring of candidates ascribed by the accumulated fatigue.

We can summarize the impact of the position bias in the ISO, if the q defines the fairness constraint. We find that h_a reaches the optimal fair solution of both fair best- k and good- k problems. Moreover, h_a guarantees individual fairness in both settings. Instead, we find that h_h reaches the fair but, potentially, sub-optimal solutions for both fair best- k and good- k problems. Moreover, h_h , potentially, does not guarantee individual fairness in both settings. We purposely include “potentially” for h_h because this analysis depends on how we model fatigue and whether it impacts the selected set.

3.3 The Initial Screening Order Problem

The ISO problem amounts to a combination of factors that are likely to occur in real-world screening scenarios. As our analysis shows, the ISO has no effect under an algorithmic screener h_a . This is a trivial result, especially given the ideal assumptions $A1$ and $A2$. Under these conditions, automating the screening process is clearly the preferred option. In practice, however, even under $A1$ and $A2$, it is likely for the screening process to require the decision of a human-like algorithmic screener h_h , as it was the case for G (Section 1.1) and the other similar case studies (Section 1.2).

Significantly under the h_h , the position of a candidate within the chosen or provided ISO θ matters. It has impact for determining whether a candidate, depending on the search strategy, is evaluated at all (Remark 1) and, if so, is evaluated fairly (Remark 2). Note that these results only worsen when relaxing the assumptions $A1$ and $A2$. The best position within θ to be as a candidate is the first spot, and less from there. Being first implies meeting a non-fatigued h_h . To an extent, this result of position bias is also trivial. What is difficult to answer is *how exactly the fatigue of the h_h evolves over θ* . The answer to this question passes through our two problem formulations and their respective algorithmic implementations, as illustrated with the simulations in the next section.

4 EXPERIMENTS

We now explore the implications of the best- k and good- k problems through Monte Carlo experiments for both the algorithmic h_a and human-like h_h screeners. Moreover, this section shows how our framework can explore different

screening scenarios involving the initial screening order (ISO). The algorithms 1–4 and simulation procedures are developed in R [33].¹

4.1 Experimental Setup

4.1.1 Generating the sample. We assume a sample consisting of n triplets $\{(\theta(c_i), s(\mathbf{X}_{c_i}), W_{c_i})\}_{i=1}^n$ drawn from a probability distribution with domain $\mathcal{G}_n \times \mathbb{R}^n \times \{0, 1\}^n$ where \mathcal{G}_n is the set of all permutations of $\{1, \dots, n\}$. Each sample represents a specific candidate pool C sorted according to an ISO θ .

Regarding $s(\mathbf{X}_{c_i})$, we consider three possible distributions of candidate scores. All are based on the truncated normal distribution family $tN(\mu, \sigma)$ [5] with values bounded in the interval $[0, 1]$. Here, we wish to model scenarios in which very good candidates, as in those with top scores, occur with different probabilities. All three scenarios are shown in Figure 1 (left). *A symmetric distribution of scores* (in red) defined by $tN(0.5, 0.02)$ with mean/median of 0.5 implies that top candidates occur with a very low probability. *An asymmetric distribution of scores* (in blue) defined by $tN(0.8, 0.05)$ implies that top candidates occur with a higher probability and median value (≈ 0.75) compared to the previous scenario. *An increasing distribution of scores* (in green) defined by $tN(1, 0.05)$ implies that top candidates occur with an even higher probability and median value (≈ 0.85).

The score scenarios have implications, in particular, for the good- k problem where we must set the minimum score ψ and the screener is not required to explore all of C under θ (recall Remark 1). Setting a large ψ makes the screening process highly selective in the first setting, less selective in the second setting, and not selective at all in the third setting. These settings represent a range of candidate pools with different candidate quality on average.

Regarding θ , we consider two possible variants for the ISO. First: *the ISO is randomly and independently generated from the candidate scores*. This setting models the case in which θ brings no information regarding candidate quality, and the screener prefers the alphabetical order or performs a random shuffle of candidates. We denote such a scenario as $\theta \perp s$. Second: *The ISO is randomly generated with a given Spearman’s rank correlation ρ with the candidate scores*. Formally, ρ is the Spearman’s rank correlation of the pairs $\{(\theta(c_i), s(\mathbf{X}_{c_i}))\}_{i=1}^k$. It assesses how well θ monotonically relates to the scores of candidates.² We denote such scenario as $\theta \not\perp s$. In particular, for $\rho = -1$, it means that θ ranks candidates by descending scores similar to giving a ranked list of candidates to the screener. With these two variants, we can consider a θ chosen by or provided to the screener, respectively.

Regarding W , we initially consider the sample of candidates drawn from $Ber(pr)$ such that $pr = 0.2$ is the fraction of protected group candidates in the population. The sample is independently drawn from both the scores and the ISO, according to the assumptions *A1* and *A2* from Section 3.2. Here, we are determining the diversity of C . Later on, we increase pr to study a more diverse C and its effect on the screener reaching the representational quota q .

Beyond the triplet $(\theta(c_i), s(\mathbf{X}_{c_i}), W_{c_i})$, for the fatigued scores of h_n , we fix $\lambda = 1$, hence $\Phi(t) = t$, and define: $\epsilon_1 \sim \mathcal{N}(0, (0.005 \cdot (t - 1))^2)$, hence with constant expectation and with standard deviation of $0.005 \cdot (t - 1)$; and $\epsilon_2 \sim \mathcal{N}(-0.005 \cdot (t - 1), (0.001 \cdot (t - 1))^2)$, hence with a decreasing expectation and with a smaller standard deviation than ϵ_1 . Recall Section 3.1 for details.

4.1.2 Evaluation metrics. We consider the solution S_{best}^k of the best- k problem (4) for h_a (Algorithm 1) as the baseline solution. We compare it with the analysis of the solutions for the good- k problem (6) under h_a (Algorithm 2) and of the

¹See the GitHub repository for the code; <https://github.com/cc-jalvarez/initial-screening-order-problem/tree/main>.

²To generate correlated initial ordering and scores, we rely on copulas – see e.g., [14, Section 3.4].

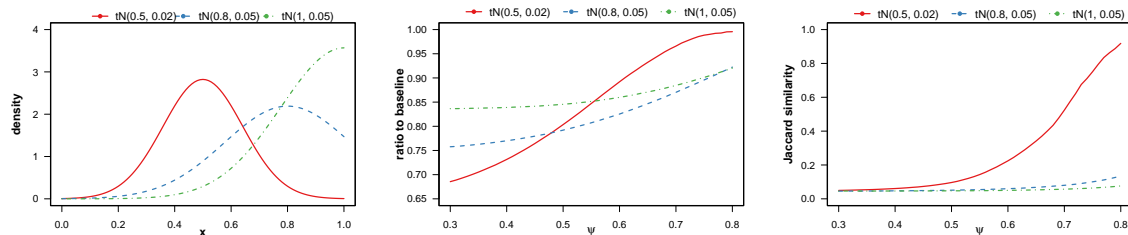


Fig. 1. Left: density of experimental candidate score (i.e., candidate quality) distributions, with scores ranging from 0 to 1. Center: RtB for different score distributions and the setting $n = 120$, $k = 6$, $q = 0.5$, and $\theta \perp s$ at the variation of the minimum score ψ . Right: JdS for different score distributions and the setting $n = 120$, $k = 6$, $q = 0.5$, and $\theta \perp s$ at the variation of the minimum score ψ .

solutions for the best- k and good- k problems under h_h (respectively, Algorithms 3 and 4). We introduce two comparison metrics that capture how close is the compared solution to the baseline solution.

The **ratio to baseline (RtB)** is defined as the ratio of U_{add}^k between the compared solution and the baseline solution. For the solution S_{good}^k under h_a , e.g., it is $U_{add}^k(S_{good}^k)/U_{add}^k(S_{best}^k)$. The closer the ratio is to 1, the better the compared solution approximates the best- k solution under h_a in terms of U_{add}^k utility. Here, when calculating the utility of h_h , we use the truthful scores, not the fatigued scores, to be able to compare w.r.t. the baseline. The **Jaccard similarity (JdS)** is defined as the proportion of candidates in both the compared and baseline solutions over those in at least one of the two. For the solution S_{good}^k under h_a , e.g., it is $|S_{good}^k \cap S_{best}^k| / |S_{good}^k \cup S_{best}^k|$. Such a metric quantifies the share of candidates between the two solutions. Essentially, the RtB metric captures whether the compared solution achieves the same utility as the baseline solution as measured by U_{add}^k , while the JdS metric captures the overlap in candidates between the compared solution and the baseline solution.

4.1.3 Simulations. For each setting of the parameters (n , k , q , ρ , ψ or others), we run 10,000 times the experiments by randomly generating n triplets at each run. The runs for which a solution of the problem does not exist are discarded. This mainly occurs in the good- k problem when there are not enough k candidates with scores greater or equal than ψ . The plots report the mean output based on the evaluation metrics over all the runs.

4.2 Experiments without Fatigue

We start by exploring the settings without fatigue, meaning we consider h_a , which allows for clarifying the relation between the best- k (Algorithm 1) and good- k (Algorithm 2) solutions. Given these two problem formulations, here we are mainly interested if their solutions differ in practice due to the ISO, especially since the best- k requires a full search of C while the good- k allows for a partial search of C .

We study the impact of the score distributions on the metrics at the variation of ψ . We consider the case of $n = 120$, $k = 6$, $q = 0.5$, and $\theta \perp s$. Note that these parameters are shared by both best- k and good- k problems. Instead, ψ is specific to the good- k , which is why we focus on it. We find that, as ψ increases and screening becomes more selective, the good- k approximates the best- k when there is a low probability of having good candidates in C . Figure 1, under the RtB (center) and the JdS (right) metrics, illustrates this point for the three score distribution scenarios. In particular, the symmetric distribution (in red) allows the good- k to better approximate the best- k for medium-to-high ψ values. This result is expected. Having few good candidates forces h_a to explore more of C under θ , especially as ψ increases and the k first good-enough candidates essentially become the k top candidates.

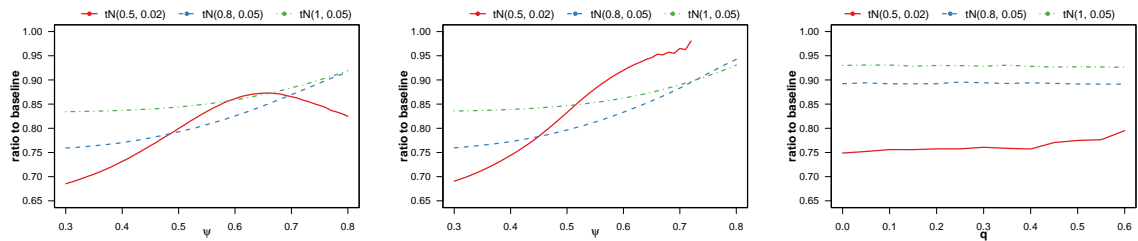


Fig. 2. RtB for different score distributions with $n = 120$, $k = 6$, $\theta \perp s$ setting. Left: good- k solution for fatigue with ϵ_1 and setting $q = 0.5$ at the variation of the minimum score ψ . Center: good- k solution for fatigue with ϵ_2 and setting $q = 0.5$ at the variation of the minimum score ψ . Right: best- k solution for fatigue with ϵ_1 at the variation of the representational quota q .

The opposite holds for the other two distributions (in green and blue), which are more resilient to ψ as each represents a higher concentration of good candidates. It follows that having many good candidates makes it difficult for h_a to select the k top candidates under a partial search. As the RtB and JdS metrics show in Figure 1 (center, right), h_a still achieves significant utilities under the other two distributions but is unlikely to derive the same selected set of candidates under a partial search w.r.t. a full search of C . These results are also expected, but worth emphasizing. Having many good candidates means that h_a can still partially search C despite having a highly selective ψ : i.e., h_a finds k good-enough candidates with high-enough scores as the k top candidates but not the same ones.

Figure 1 illustrates how the two problems materialize differently when implemented due to the ISO θ . Clearly, as noted back in Remark 1, where the k top candidates appear in θ can determine if they are selected or not by h_a under a partial search. The position bias in the ISO becomes more prevalent under many good candidates as, e.g., even the C 's best candidate may never be selected by h_a under a partial search if it lies at the bottom of θ .

We also study what occurs when $\theta \not\perp s$. We present these results in Appendix C.1 for $n = 120$, $k = 6$, and $q = 0.5$. Here, we briefly discuss these results as they further illustrate the role of θ . Recall that ρ represents the correlation between θ and the scores, with a negative ρ implying a descending order. We find that the good- k solution approximates quite well the best- k solution already for $\rho = -0.5$; for $\rho = -1$, the two solutions are the same. These results are expected as θ essentially represents the best- k solution or an approximation of it depending on ρ 's strength. Under $\rho = -1$, e.g., the θ searched by h_a is already sorted by the candidate scores and, in turn, the k first good-enough candidates are also the k best candidates in the candidate pool. See Figure 4 (center, right) for details.

In Appendix C.1 we also study the impact of the number n candidates in C and the number of k candidates to be selected. We find that under $\theta \perp s$, the ratio k/n is positively correlated with the ability of best- k to approximate good- k . Intuitively and unsurprisingly, it means that the more candidates we can select from C , the better the chance to include top ones under a partial search. Clearly, the influence of θ diminishes as k/n increases. See Figure 4 (left) for details. Similarly, we study the role of changing the representational quota q . Here, results are expected given our setup and underlying assumptions (A1 and A2 from Section 3.2), finding that under $\theta \perp s$, q does not affect the relative strengths of best- k and good- k solutions. See Figure 5 (all) for details.

4.3 Experiments with Fatigue

We now focus on h_h . First, we consider whether fatigue impacts utility w.r.t. the baseline solution, namely the solution of best- k without fatigue (Algorithm 1). We compare to such a baseline both the best- k with fatigue (Algorithm. 3) and good- k with fatigue (Algorithm. 4).

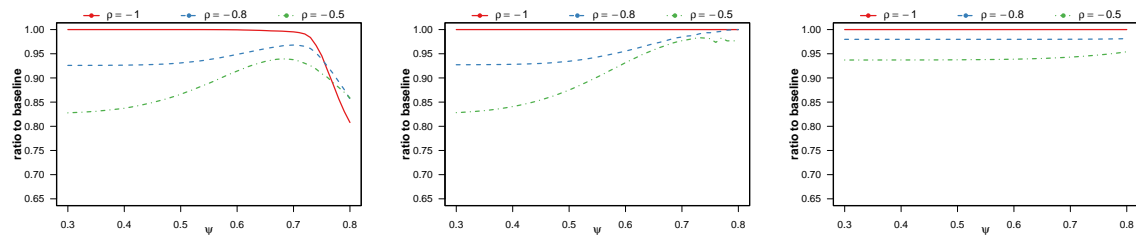


Fig. 3. RtB for different ρ 's with setting $n = 120$, $k = 6$, and $q = 0.5$ at the variation of the minimum score ψ . Left: good- k solution for fatigue with ϵ_1 and the $tN(0.5, 0.02)$ score distribution. Center: good- k solution for fatigue with ϵ_2 and the $tN(0.5, 0.02)$ score distribution. Right: good- k solution for fatigue with ϵ_1 and the $tN(1, 0.05)$ score distribution.

Figure 2 (left) shows the RtB metric for the three score distributions for the good- k solution with fatigue based on ϵ_1 for the fatigued scores. Based on Figure 1 (center), for the asymmetric (in blue) and increasing (in green) distributions, which are the scenarios with many good candidates in C , there is not much difference w.r.t. the case without fatigue. For the symmetric distribution (in red), instead, there is a considerable decrease for high ψ values. This can be attributed to the low number of top scores, for which the perturbation due the ϵ_1 's has a large effect. For the other two distributions, instead, there are sufficiently many top scores, for which perturbation does not dramatically change the score distribution for top scores. Intuitively, since the RtB metric captures achieving the utility of the baseline model, under a partial search h_h is able to reach high utility solutions when C has many good candidates because h_h can avoid evaluating all candidates. This is unlikely to be the case when few good candidates are in C . As ψ increases and h_h becomes more selective, it also becomes more tired under θ as it needs to evaluate more and more candidates to achieve k .

Figure 2 (center) is analogous to (left), but considers the fatigued scores based on ϵ_2 . The effect for the symmetric distribution (in red) is not present in such a case, due to the lower standard deviation of ϵ_2 . The bias of ϵ_2 does not impact too much, apart from high values of ψ where it causes the problem not to have a solution as fatigued scores are smaller than scores of an already low number of top candidates. In summary, under $\theta \perp s$, variance appears more relevant than bias in the case of low probability of top scores. This result illustrates the importance of how we define fatigue. It can also inform how the a human screener should behave in practice to diminish the role of position bias within θ . Given these results, e.g., we would be interested in exploring under what settings would the human screener experience ϵ_1 over ϵ_2 .

Figure 2 (right) shows the RtB for the best- k solution with fatigue at the variation of the quota q . There is a considerable and constant loss in utility under fatigue, which is more consistent for the symmetric distribution (in red). Interestingly enough, the RtB is lower than in the case of the good- k with fatigue (see left) for $\psi \geq 0.5$. This result means that, for the symmetric distribution, the good- k solution with fatigue has better utility than the best- k solution with fatigue. This noteworthy result can inform the screening practice.

Finally, we consider the impact of the correlation ρ on the ISO θ for the good- k solution with fatigue. Figure 3 (left) considers the symmetric distribution (in red). For the lower half of ψ 's, lines are similar to the analogous case without fatigue shown in Figure 4 (center). For the higher half of ψ 's, instead, there is a decrease in the metric. This is, again, due to the low probability of top scores, for which the effects of the variability of ϵ_1 is not counter-balanced by correlation of the scores and θ . Such an effect does not appear for ϵ_2 nor for ϵ_1 with the increasing distribution. In fact, the plots in Figure 3 (center) and (right) closely resemble those in Figure 4 (center) and (right) respectively. This is an interesting

result on its own. It means that, in the presence of correlation, fatigue does not have an impact on utility of the good- k solution if there are sufficiently many top scores or a sufficiently small variability of the fatigue.

Moreover, we believe this last result points at the importance in practice of providing a θ to the human screener that has some information about candidate quality. Intuitively, under a partial search procedure and the threat of position bias materializing through θ , we would like to decrease h_h 's fatigue by minimizing its need to search more of C . A way to do is to already provide to h_h a sorted θ . Note that this point excludes the difficulty behind deriving such a sorted θ in the first place, which is the main goal of the fair set selection literature. This point, however, hints at an interesting line of future work focused on human screeners and their interactions with an algorithmic aid.

5 DISCUSSION

In this work, we presented the initial screening order (ISO) as a parameter of interest; defined two formulations under distinct utility models of the fair set selection problem, the best- k and the good- k , with their corresponding algorithmic implementations; and introduced a human-like screener to study the effects of the ISO as though we were studying a human user in a candidate screening problem. We also provided a simulation framework flexible enough to account and model for other screening scenarios. Our analysis confirms the fairness and optimality impact of the ISO, motivated by the risk of position bias, on the set of k candidates chosen by an algorithmic or human-like screener. Extensive simulations showed complex relations between best- k and good- k , which heavily depend on the score distribution, on their correlation with the ISO, and on the fatigue modeling.

We once again emphasize that the assumptions made—both in terms of functional forms and parameter choice—condition our analysis, in particular, our experimental results. Some of these choices are probably less contested than others. For instance, the utility models chosen in Section 2 for defining the best- k and good- k problems are intuitive and reflective of the screener's evaluation criteria in each setting and, overall, recall common modeling practices within the literature (e.g., [42, 49, 50]). Further, both problem formulations are not restricted to these specific utility models and future work should explore other models that ensure the desired screener behavior. Under such alternative utility models, though, Algorithms 1 and 2 and, in turn, Remark 1 should still hold, thus, illustrating the importance of distinguishing between these two problem formulations.

Other assumptions, like the choices, both function- (Section 3.1) and parameter-wise (Section 4.1) regarding the human-like screener's fatigue are likely to be contested and limit the implications of our analysis. We recognize this limitation, though we argue that we made such choices mainly to study the human-like screener (with the fatigue term) under an ISO chosen or provided. We made the simplest modeling assumptions for the fatigue, but always keeping in mind what we observed at G and know from previous empirical works [13, 30]. Indeed, under a different fatigue model, Remark 2 may not hold and h_h may not violate individual fairness; similarly, under different fatigue parameters, the experimental results in Section 4.3 may motivate a different analysis. Note, though, that the ISO would still play a central role in any variation of the current assumptions.

We stress that our modeling and simulation frameworks are flexible enough to account for other screening settings. The experimental setup studied here is one of many possible screening scenarios that we could consider. Similarly, the framework could consider the role of the ISO under a different fatigue term. What matters is studying the role of the ISO and, in particular, its effect on the human screener. It is costly and time-consuming to run real experiments with human screeners and candidates, especially, at the same scale (10000 runs per setting) of Section 4. We view our work as another example [4, 6, 19, 22, 38] of how simulations are useful tools for studying the fairness and optimality of real-world decision-making processes.

For instance, based on the experiments presented in Section 4, a company like G could revisit the current screening practices of its HR officers. Informed by the simulations, instead of running the sequential, partial search (Algorithm 2) for the good- k , the company could, e.g., recommend its HR officers to take breaks after screening a certain number of candidates in the ISO to ensure that the fatigue does not accumulate. Similarly, such a new search procedure for the good- k problem could be implemented and tested within our simulation framework as it would still be addressing the ISO problem. Overall, such an approach would be a better alternative for the company to experiment on real screeners and candidates. Note that the company could carry out these analyses considering an ISO that is either chosen by or provided to the screener; in turn, it would allow for studying settings involving human screeners alone and human screeners relying on some form of algorithmic aid [28].

Thus, future work could explore alternative utility models and fatigue terms while relying on the current simulations framework. For instance, an interesting alternative formulation for fatigue could involve a human-like screener that rests while searching the candidate pool under the ISO. We see recurrent survival models [10] well suited for this task. Further, defining a human-like screener is not limited to fatigue. Future work could also explore theories on human decision-making (see [20, Ch. 10] and [1, 8]). Furthermore, the simulations framework could be extended to test for optimal parameters in the ISO problem. For example, finding an optimal minimum score ψ for which the two problem formulations coincide and making the search procedure less influential.

To conclude, we summarize three main takeaways from our analysis of the ISO problem. First, *defining the adequate problem formulation is important for understanding the impact of the ISO on the selected set of candidates* (Remark 1), which reflects the search procedures of the screeners regardless of the kind. Second, once the search procedure is clear, *it is important to understand how the screener behaves as it searches over the ISO*. This is most important for the human-like screener (with fatigue) and the fair individual treatment of each candidate in the pool (Remark 2). Third, *simulations are beneficial for understanding the implications of the interaction between the screener and the ISO on the selected candidates*. For example, the composition of the candidate pool can amplify or diminish the influence of the position bias in the ISO (as in Sections 4.2 and 4.3). All three takeaways have direct implications for practitioners. These insights might seem obvious ex-post, though they are supported by an extensive analysis that accounts for several factors that only become clear under modeling and experiments.

ACKNOWLEDGMENTS

Jose M. Alvarez and Salvatore Ruggieri received funding from the European Union’s Horizon 2020 research and innovation program under Marie Skłodowska-Curie Actions (grant agreement number 860630) for the project "NoBIAS - Artificial Intelligence without Bias". Antonio Mastropietro and Salvatore Ruggieri received funding from the European Union’s Horizon Europe (grant agreement number 101070212) for the FINDHR project. This work reflects only the authors’ views and the European Research Executive Agency is not responsible for any use that may be made of the information it contains. No other funding was received by the authors.

REFERENCES

- [1] Gediminas Adomavicius, Jesse C. Bockstedt, Shawn P. Curley, and Jingjing Zhang. 2013. Do Recommender Systems Manipulate Consumer Preferences? A Study of Anchoring Effects. *Inf. Syst. Res.* 24, 4 (2013), 956–975.
- [2] Susan Athey and Glenn Ellison. 2011. Position Auctions with Consumer Search. *The Quarterly Journal of Economics* 126, 3 (2011), 1213–1270.
- [3] Ricardo Baeza-Yates. 2018. Bias on the web. *Commun. ACM* 61, 6 (2018), 54–61.
- [4] Eszter Bokányi and Anikó Hannák. 2020. Understanding inequalities in ride-hailing services through simulations. *Scientific reports* 10, 1 (2020), 1–11.
- [5] Z. I. Botev. 2017. The normal law under linear restrictions: simulation and estimation via minimax tilting. *Journal of the Royal Statistical Society Series B* 79, 1 (2017), 125–148.
- [6] Dimitrios Bountouridis, Jaron Harambam, Mykola Makhortykh, Mónica Marrero, Nava Tintarev, and Claudia Hauff. 2019. SIREN: A Simulation Framework for Understanding the Effects of Recommender Systems in Online News Environments. In *FAT*. ACM, 150–159.
- [7] Alejandra Bringas Colmenarejo, Luca Nannini, Alisa Rieger, Kristen M Scott, Xuan Zhao, Gourab K Patro, Gjergji Kasneci, and Katharina Kinder-Kurlanda. 2022. Fairness in agreement with European values: An interdisciplinary perspective on ai regulation. In *AIES*. ACM, 107–118.
- [8] Ana Karina Caraban, Evangelos Karapanos, Daniel Gonçalves, and Pedro F. Campos. 2019. 23 Ways to Nudge: A Review of Technology-Mediated Nudging in Human-Computer Interaction. In *CHI*. ACM, 503.
- [9] Gonçalo Carriço. 2018. The EU and artificial intelligence: A human-centred perspective. *European View* 17, 1 (2018), 29–36.
- [10] Praveen Chandar, Brian St. Thomas, Lucas Maestre, Vijay Pappu, Roberto Sanchis-Ojeda, Tiffany Wu, Ben Carterette, Mounia Lalmas, and Tony Jebara. 2022. Using Survival Models to Estimate User Engagement in Online Experiments. In *WWW*. ACM, 3186–3195.
- [11] Nick Craswell, Onno Zoeter, Michael J. Taylor, and Bill Ramsey. 2008. An experimental comparison of click position-bias models. In *WSDM*. ACM, 87–94.
- [12] Cynthia Dwork, Moritz Hardt, Toniann Pitassi, Omer Reingold, and Richard S. Zemel. 2012. Fairness through awareness. In *ITCS*. ACM, 214–226.
- [13] Jessica Maria Echterhoff, Matin Yarmand, and Julian J. McAuley. 2022. AI-Moderated Decision-Making: Capturing and Balancing Anchoring Bias in Sequential Decision Tasks. In *CHI*. ACM, 161:1–161:9.
- [14] Paul Embrechts, Filip Lindskog, and Alexander Mcneil. 2003. Modelling Dependence with Copulas and Applications to Risk Management. In *Handbook of Heavy Tailed Distributions in Finance*, Svetlozar T. Rachev (Ed.). Vol. 1. North-Holland, Amsterdam, 329–384.
- [15] Alessandro Fabris, Nina Baranowska, Matthew J. Dennis, Philipp Hacker, Jorge Saldivar, Frederik J. Zuiderveen Borgesius, and Asia J. Biega. 2023. Fairness and Bias in Algorithmic Hiring. *CoRR abs/2309.13933* (2023).
- [16] Ronald Fagin, Amnon Lotem, and Moni Naor. 2003. Optimal aggregation algorithms for middleware. *J. Comput. Syst. Sci.* 66, 4 (2003), 614–656.
- [17] Thomas S Ferguson. 1989. Who solved the secretary problem? *Statist. Sci.* 4, 3 (1989), 282–289.
- [18] Artem Grotov, Aleksandr Chuklin, Ilya Markov, Luka Stout, Finde Xumara, and Maarten de Rijke. 2015. A Comparative Study of Click Models for Web Search. In *CLEF (Lecture Notes in Computer Science, Vol. 9283)*. Springer, 78–90.
- [19] Stefania Ionescu, Anikó Hannák, and Kenneth Joseph. 2021. An Agent-based Model to Evaluate Interventions on Online Dating Platforms to Decrease Racial Homogamy. In *FAccT*. ACM, 412–423.
- [20] Dietmar Jannach, Markus Zanker, Alexander Felfernig, and Gerhard Friedrich. 2010. *Recommender Systems - An Introduction*. Cambridge University Press.
- [21] Thorsten Joachims, Laura A. Granka, Bing Pan, Helene Hembrooke, and Geri Gay. 2017. Accurately Interpreting Clickthrough Data as Implicit Feedback. *SIGIR Forum* 51, 1 (2017), 4–11.
- [22] Donald Martin Jr., Vinodkumar Prabhakaran, Jill Kuhlberg, Andrew Smart, and William S. Isaac. 2020. Extending the Machine Learning Abstraction Boundary: A Complex Systems Approach to Incorporate Societal Context. *CoRR abs/2006.09663* (2020).
- [23] Daniel Kahneman. 2011. *Thinking, Fast and Slow*. Farrar, Straus and Giroux.
- [24] Daniel Kahneman, Olivier Sibony, and Cass Sunstein. 2021. *Noise: A Flaw in Human Judgment*. William Collins.
- [25] Emre Kazim, Adriano Soares Koshiyama, Airlie Hilliard, and Roseline Polle. 2021. Systematizing Audit in Algorithmic Recruitment. *Journal of Intelligence* 9, 3 (2021).
- [26] Alina Köchling and Marius Claus Wehner. 2020. Discriminated by an algorithm: a systematic review of discrimination and fairness by algorithmic decision-making in the context of HR recruitment and HR development. *Business Research* 13, 3 (2020).
- [27] Anay Mehrotra and L Elisa Celis. 2021. Mitigating bias in set selection with noisy protected attributes. In *Proceedings of the 2021 ACM conference on fairness, accountability, and transparency*. 237–248.
- [28] Eduardo Mosqueira-Rey, Elena Hernández-Pereira, David Alonso-Ríos, José Bobes-Bascarán, and Ángel Fernández-Leal. 2023. Human-in-the-loop machine learning: A state of the art. *Artif. Intell. Rev.* 56, 4 (2023), 3005–3054.
- [29] Bing Pan, Helene Hembrooke, Thorsten Joachims, Lori Lorigo, Geri Gay, and Laura A. Granka. 2007. In Google We Trust: Users’ Decisions on Rank, Position, and Relevance. *J. Comput. Mediat. Commun.* 12, 3 (2007), 801–823.
- [30] Jiaxin Pei, Zhihan Helen Wang, and Jun Li. 2023. 30 Million Canvas Grading Records Reveal Widespread Sequential Bias and System-Induced Surname Initial Disparity. (2023).
- [31] Elena Pisanelli. 2022. Your resume is your gatekeeper: Automated resume screening as a strategy to reduce gender gaps in hiring. *Economics Letters* 221 (2022), 110892.

- [32] Evaggelia Pitoura, Kostas Stefanidis, and Georgia Koutrika. 2022. Fairness in rankings and recommendations: an overview. *VLDB J.* 31, 3 (2022), 431–458.
- [33] R Core Team. 2024. *R: A Language and Environment for Statistical Computing*. R Foundation for Statistical Computing, Vienna, Austria. <https://www.R-project.org/>
- [34] Manish Raghavan, Solon Barocas, Jon M. Kleinberg, and Karen Levy. 2020. Mitigating bias in algorithmic hiring: evaluating claims and practices. In *FAT**. ACM, 469–481.
- [35] Alene K. Rhea, Kelsey Markey, Lauren D’Arinzo, Hilke Schellmann, Mona Sloane, Paul Squires, Falaah Arif Khan, and Julia Stoyanovich. 2022. An external stability audit framework to test the validity of personality prediction in AI hiring. *Data Min. Knowl. Discov.* 36, 6 (2022), 2153–2193.
- [36] Matthew Richardson, Ewa Dominowska, and Robert Ragno. 2007. Predicting clicks: estimating the click-through rate for new ads. In *WWW*. ACM, 521–530.
- [37] Salvatore Ruggieri, José M. Álvarez, Andrea Pugnana, Laura State, and Franco Turini. 2023. Can We Trust Fair-AI?. In *AAAI*. AAAI Press, 15421–15430.
- [38] Thomas C Schelling. 1971. Dynamic models of segregation. *Journal of Mathematical Sociology* 1, 2 (1971), 143–186.
- [39] Ashudeep Singh and Thorsten Joachims. 2018. Fairness of Exposure in Rankings. In *KDD*. ACM, 2219–2228.
- [40] Mona Sloane, Emanuel Moss, and Rumman Chowdhury. 2022. A Silicon Valley love triangle: Hiring algorithms, pseudo-science, and the quest for auditability. *Patterns* 3, 2 (2022), 100425.
- [41] Keith E. Sonderling, Bradford J. Kelley, and Lance Casimir. 2022. The Promise and The Peril: Artificial Intelligence and Employment Discrimination. *U. Miami Law Review* 77, 1 (2022), 3.
- [42] Julia Stoyanovich, Ke Yang, and H. V. Jagadish. 2018. Online Set Selection with Fairness and Diversity Constraints. In *EDBT*. OpenProceedings.org, 241–252.
- [43] Poorna Talkad Sukumar, Ronald A. Metoyer, and Shuai He. 2018. Making a Pecan Pie: Understanding and Supporting The Holistic Review Process in Admissions. *Proc. ACM Hum. Comput. Interact.* 2, CSCW (2018), 169:1–169:22.
- [44] Amos Tversky and Daniel Kahneman. 1974. Judgment Under Uncertainty: Heuristics and Biases. *Science* 185, 4157 (1974), 1124–1131.
- [45] Paris Will, Dario Krpan, and Grace Lordan. 2023. People versus machines: introducing the HIRE framework. *Artif. Intell. Rev.* 56, 2 (2023), 1071–1100.
- [46] Christo Wilson, Avijit Ghosh, Shan Jiang, Alan Mislove, Lewis Baker, Janelle Szary, Kelly Trindel, and Frida Polli. 2021. Building and Auditing Fair Algorithms: A Case Study in Candidate Screening. In *FAccT*. ACM, 666–677.
- [47] Ke Yang and Julia Stoyanovich. 2017. Measuring Fairness in Ranked Outputs. In *SSDBM*. ACM, 22:1–22:6.
- [48] Meike Zehlike, Francesco Bonchi, Carlos Castillo, Sara Hajian, Mohamed Megahed, and Ricardo Baeza-Yates. 2017. FA*IR: A Fair Top-k Ranking Algorithm. In *CIKM*. ACM, 1569–1578.
- [49] Meike Zehlike, Ke Yang, and Julia Stoyanovich. 2023. Fairness in Ranking, Part I: Score-Based Ranking. *ACM Comput. Surv.* 55, 6 (2023), 118:1–118:36.
- [50] Meike Zehlike, Ke Yang, and Julia Stoyanovich. 2023. Fairness in Ranking, Part II: Learning-to-Rank and Recommender Systems. *ACM Comput. Surv.* 55, 6 (2023), 117:1–117:41.

A COLLABORATING WITH G

Overall experience. The collaboration lasted for four months. Due to the COVID-19 pandemic, it was a hybrid collaboration. During this time, we mostly interviewed the HR officers to understand their tasks, constraints, and methodologies, often shadowing them during screening sessions. We were also granted access to Taleo by Oracle, the platform used by HR for managing the hiring pipeline. This allowed us to experience for ourselves the patterns we observed among the HR officers. These patterns resulted in the stylised facts of Section 1.1.

We interacted, in particular, with five HR officers specialized in screening applications for technical roles within G, such as the roles of data scientist and front-end developer. These HR officers had to process considerable amounts of information within a time constraint. Based on what we observed, most candidate pools (except for very senior profiles like, e.g., director of data science) consisted of hundred of applications. These HR officers were involved in screening multiple candidate pools with similar deadlines within the same week. It became apparent to us, specially for candidate screening, how time-consuming and human-dependent was the hiring process.

We discussed our observations, often on a bi-weekly basis, to members of both the HR and AA teams. We emphasize that we simply collaborated with these teams as equals, sharing the goal of understanding G’s hiring process and whether it was suitable or not for (fair) automation. We specifically use the wording “stylized facts” in Section 1.1 to emphasize that we draw inspiration from the collaboration with G in formulating the ISO problem rather than “hard facts” about G derived from an observational study. In fact, the first draft of this paper occurred about one year after our collaboration with G had concluded.

Deliverables. We concluded the collaboration with a report to AA that formalized G’s candidate screening process as a ranking problem, evaluated the potential fairness implications, and assessed the risk and benefits of automation. The report was discussed with a wider audience within G in a series of presentations hosted by the AA and HR teams. The report focused mainly on candidate screening. It is worth mentioning also that throughout the collaboration, we followed G’s strict ethical guidelines at all times. Further, at no point did we receive monetary compensation from G. Our research has been funded by public European institutions. The views reflected in this paper are entirely our own. No sensitive data (or data at all) from G was used for this work. This paper is not a deliverable specific to G.

The hiring pipeline. Hiring at G consists mainly of three phases. With respect to the stylized facts, these are concerned with the candidate screening phase or phase two. These phases are the following:

- In *phase one*, the HR builds a candidate pool for the job opening. Candidates submit their CVs, complete a multiple-choice questioner, and write a motivation letter. Sensitive information, such as gender, ethnicity, and age, is also provided or it can be inferred. The candidate pool is stored in a database platform.
- In *phase two*, the HR officer reduces the candidate pool into a smaller pool of suitable candidates. The HR officer determines candidate suitability based on each candidate’s profile using a set of minimum basic requirements.
- In *phase three*, the chosen candidates are interviewed by HR and the team offering the job. It is common for the hiring team to also prepare a use case for the candidates. The best candidates receive an offer. If no candidates are hired, HR resorts to the runner-up candidates from phase two and repeat phase three.

We note that the above represent G’s hiring pipeline during the collaboration. We do not know if this hiring pipeline is still the case today, though this is not important for the purpose of this paper.

B SUPPLEMENTARY MATERIAL

B.1 Section 2.3.2: Additional Discussion on the Utility Model

First, we present Example B.1 below. It shows that for the utility model (5) for the good- k problem, in the general case, i.e., $f(S^k) \geq q$, there can be two solutions, but with different fractions of the protected group.

Example B.1. Consider $n = 3, k = 2, q = 0.5$. Assume three eligible candidates and $\theta(1) = c_1, \theta(2) = c_2, \theta(3) = c_3$ with $W_1 = 0$ and $W_2 = W_3 = 1$. Both $S' = \{c_1, c_2\}$ and $S'' = \{c_2, c_3\}$ are solutions of (6) with $U_\psi^k(S', \theta) = U_\psi^k(S'', \theta) = 2$. However, $f(S') = 0.5$ and $f(S'') = 1$. Intuitively, S' is obtained by strictly iterating over θ .

We now motivate the alternative utility model (5) used in the good- k problem. As a possible utility function in the good- k setting consider the following utility model:

$$\hat{U}_\psi^k(S^k, \theta) = \begin{cases} n - \max_{c \in S^k} \theta^{-1}(c) & \text{if } \forall c \in S^k s(\mathbf{X}_c) \geq \psi \\ 0 & \text{otherwise.} \end{cases} \quad (7)$$

where we use \hat{U}_ψ^k (i.e., the U hat) to differentiate from the utility model U_ψ^k considered in (5).

Intuitively, in the above utility definition the screener wants to find as quickly as possible a set of k eligible candidates. Therefore, if S^k contains only eligible candidates, the utility of h selecting S^k under θ is expressed by the number of candidates past the last one who was screened, i.e., the ‘‘saved effort’’ of the screener h . Despite the simplicity of (7), the above utility model (7) is not suitable to properly account for the intended good- k problem. To observe this last point, consider Example B.2.

Example B.2. Let $n = 3, k = 2, q = 0.5$. Assume three eligible candidates and $\theta(1) = c_1, \theta(2) = c_2, \theta(3) = c_3$ with $W_1 = W_2 = 0$ and $W_3 = 1$. It turns out that both $S' = \{c_1, c_3\}$ and $S'' = \{c_2, c_3\}$ maximize the utility and satisfy the fairness constraint q .

Following up on Example B.2, why should have been c_2 considered, and then returned in S'' , if c_1 already meets the minimum basic requirement? A reason for doing that is a variant of our good- k problem in which the screener h keeps evaluating non-protected candidates in C , even if their quota is reached but the one of protected candidates is not yet reached, for the purpose of keeping the best ones found so far. We do not consider such a variant in this paper. For this reason, we introduce the penalty function in (5) presented in Section 2.3.2.

B.2 Search Procedures under a Human-Like Screener

We update the *ExaminationSearch* and *CascadeSearch* and their corresponding Algorithm 1 and Algorithm 2 from Section 2.4 under the human-like screener h_h from Section 3. We incorporate the *fatigued scores* formulation from Section 3.1 into both algorithms, resulting in a human-like *HuamnExaminationSearch* (Algorithm 3) and a human-like *HumanCascadeSearch* (Algorithm 4). In comparison to the algorithmic screener h_a , the main difference here is that both algorithms compute the fatigued score for candidate $c \in C$:

$$Y_c = s(\mathbf{X}_c) + \epsilon \quad (8)$$

where ϵ is a random variable depending on the accumulated fatigue Φ of h_h . In both algorithms 3 and 4, by requiring the fatigue component Φ , we also require a specific modeling choice for ϵ which is a probabilistic function of the accumulated fatigue Φ . As discussed in Section 3.1, ϵ can be modeled as either ϵ_1 or ϵ_2 .

Algorithm 3 HumanLikeExaminationSearch**Require:** n, θ, k, q, Φ **Ensure:** S_{best}^k

```

1:  $q^* \leftarrow \text{round}(q \cdot k); r^* \leftarrow k - q^*$ 
2:  $\text{scores} \leftarrow [s(\mathbf{X}_{\theta(t)}) + \epsilon(\Phi(t-1))] \text{ for } t = 1, \dots, n]$ 
3:  $\tau \leftarrow \text{argsortdesc}(\text{scores})$ 
4:  $i \leftarrow 1; k^* \leftarrow 0; Q \leftarrow \{\}; R \leftarrow \{\}$ 
5: while  $k^* < k$  do
6:    $c \leftarrow \theta(\tau(i)); i \leftarrow i + 1$ 
7:   if  $W_c == 0$  and  $\text{len}(R) == r^*$  then
8:     continue
9:    $k^* \leftarrow k^* + 1$ 
10:  if  $W_c == 1$  and  $\text{len}(Q) < q^*$  then
11:     $Q \leftarrow Q \cup \{c\}$ 
12:  else
13:     $R \leftarrow R \cup \{c\}$ 
return  $Q \cup R$ 

```

Algorithm 4 HumanLikeCascadeSearch**Require:** $n, \theta, k, q, \psi, \Phi$ **Ensure:** S_{good}^k

```

1:  $q^* \leftarrow \text{round}(q \cdot k); r^* \leftarrow k - q^*$ 
2:  $i \leftarrow 1; k^* \leftarrow 0; Q \leftarrow \{\}; R \leftarrow \{\}; t \leftarrow 1$ 
3: while  $k^* < k$  do
4:    $c \leftarrow \theta(i); i \leftarrow i + 1$ 
5:   if  $W_c == 0$  and  $\text{len}(R) == r^*$  then
6:     continue
7:    $Y_c \leftarrow s(\mathbf{X}_c) + \epsilon(\Phi(t-1)); t \leftarrow t + 1$ 
8:   if  $Y_c \geq \psi$  then
9:      $k^* \leftarrow k^* + 1$ 
10:    if  $W_c == 1$  and  $\text{len}(Q) < q^*$  then
11:       $Q \leftarrow Q \cup \{c\}$ 
12:    else
13:       $R \leftarrow R \cup \{c\}$ 
return  $Q \cup R$ 

```

We stress once again that other formulations for ϵ are possible. These formulations are compatible with Algorithms 3 and 4 as long as ϵ is treated as a random variable that is drawn each time h_h evaluates candidate c . These formulations can be implemented as with ϵ_1 and ϵ_2 , meaning by providing the corresponding probability distribution for the intended accumulated fatigue Φ .

C ADDITIONAL EXPERIMENTS**C.1 Experiments without Fatigue**

In this section, we present the additional figures and corresponding discussions relating to the experimental analysis of the algorithmic screener h_a from Section 4.2.

First, we consider the impact of the correlation ρ between θ and the scores. Recall that $\rho = -1$ means that the candidates are ordered by descending scores. Under such a condition, the good- k and best- k procedures return the same solution. This result is apparent in Figure 4 (center, right) where we report the ratio to baseline for the symmetric (left) and the increasing (right) score distributions. The plots show that even a moderate correlation of $\rho = -0.5$ leads the good- k solution to approximate the best- k one quite well. For the increasing distribution (right), the ratio to baseline is around 95%. In summary, initial orders that negatively correlate to the score greatly reduce the difference in utility between the good- k and best- k solutions.

Second, we consider the impact of the number n candidates in C and the number of k candidates to be selected. We focus only on the symmetric distribution (in red) and the RtB metric, but the results are similar for the other two distributions (in blue and green) and the JdS metric. Figure 4 (left) compares the case $n = 120, k = 6$ considered earlier to two other scenarios in terms of n and k . The first scenario increases $k = 20$, but leaves the ratio of selected $k/n = 0.05$ the same by also increasing $n = 400$. The second scenario, instead, leaves $k = 6$ the same, but it increases $k/n = 0.2$ by decreasing $n = 30$. The plot shows that changes in the ratio k/n affect the metric, in particular a larger ratio ($n = 30, k = 6$) leads good- k to better approximate best- k for the same ψ . In other words, the more candidates we can select from the pool, the better the chance to include top ones. In summary, under $\theta \perp s$, the ratio k/n is positively correlated with the ability of best- k to approximate good- k .

The Initial Screening Order Problem

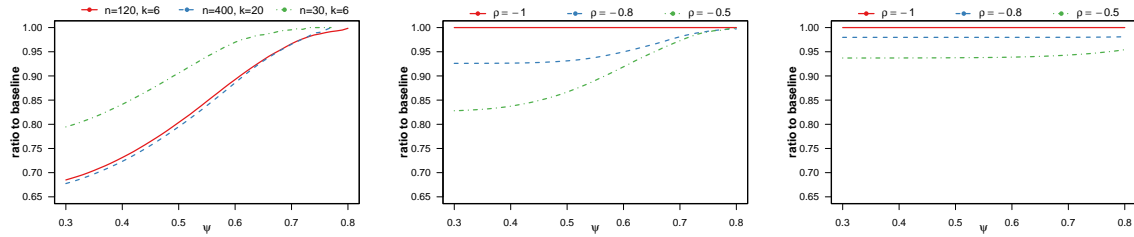


Fig. 4. Left: RtB for different k/n ratios, for the $tN(0.5, 0.02)$ score distribution and with setting $q = 0.5$, $\theta \perp s$. Center: RtB for different ρ 's for the $tN(0.5, 0.02)$ score distribution and with setting $n = 120$, $k = 6$, and $q = 0.5$. Right: RtB for different ρ 's for the $tN(1, 0.05)$ score distribution and with setting $n = 120$, $k = 6$, $q = 0.5$.

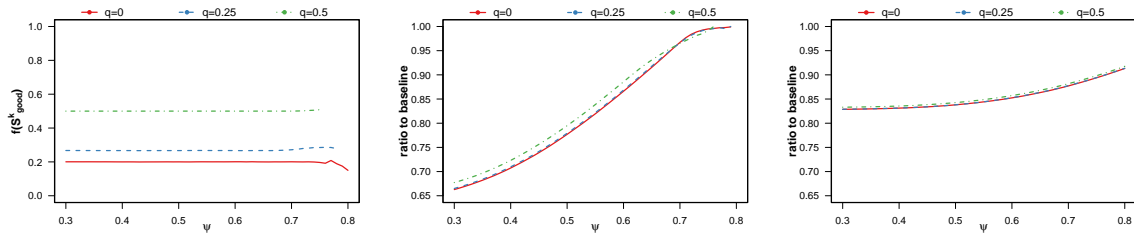


Fig. 5. Left: fraction of protected candidates in the solution of good- k for different representational quotas q , for the $tN(0.5, 0.02)$ score distribution and with setting $n = 400$, $k = 20$, $\theta \perp s$. Center: RtB for different representational quotas q , for the $tN(0.5, 0.02)$ score distribution and with setting $n = 400$, $k = 20$, $\theta \perp s$. Right: RtB for different representational quotas q , for the $tN(1, 0.05)$ score distribution and with setting $n = 400$, $k = 20$, $\theta \perp s$.

Finally, let us now consider the quota parameter q , thus far set to $q = 0.5$ over a population with a fraction of protected candidates set to $pr = 0.2$. Since we assumed that W is independent from both scores and the ISO, the fraction of protected group in the solutions of best- k and good- k is, on average, $\min\{q, pr\}$. Figure 5 (left) shows this result in the solution for good- k . A less trivial question is whether q is also not affecting the evaluation metrics: e.g., whether the quota q changes the ratio to baseline? Figure 5 (center, right) show that this is not the case in two experimental settings. Again, this result is theoretically implied by the independence of W with scores and initial order. In summary, under $\theta \perp s$, the q in the best- k and good- k problem does not affect the relative strengths of their solutions.