

A Practical Recipe for Federated Learning Under Statistical Heterogeneity Experimental Design

Mahdi Morafah, Weijia Wang, and Bill Lin

Abstract—Federated Learning (FL) has been an area of active research in recent years. There have been numerous studies in FL to make it more successful in the presence of data heterogeneity. However, despite the existence of many publications, the state of progress in the field is unknown. Many of the works use inconsistent experimental settings and there are no comprehensive studies on the effect of FL-specific experimental variables on the results and practical insights for a more comparable and consistent FL experimental setup. Furthermore, the existence of several benchmarks and confounding variables has further complicated the issue of inconsistency and ambiguity. In this work, we present the first comprehensive study on the effect of FL-specific experimental variables in relation to each other and performance results, bringing several insights and recommendations for designing a meaningful and well-incentivized FL experimental setup. We further aid the community by releasing FedZoo-Bench, an open-source library based on PyTorch with pre-implementation of 22 state-of-the-art methods¹, and a broad set of standardized and customizable features available at <https://github.com/MMorafah/FedZoo-Bench>. We also provide a comprehensive comparison of several state-of-the-art (SOTA) methods to better understand the current state of the field and existing limitations.

Impact Statement—Federated Learning aims to train a machine learning model using the massive decentralized data available at IoT and mobile devices, and different data centers while maintaining data privacy. However, despite the existence of numerous works, the state of progress in the field is not well-understood. Papers use different methodologies and experimental setups that are hard to compare and examine the effectiveness of methods in more general settings. Moreover, the effect of federated learning experimental design factors such as local epochs, and sample rate on the performance results have remained unstudied in the field. Our work comprehensively studies the effect of experimental design factors in federated learning, provides suggestions and insights, introduces FedZoo-Bench with the pre-implementation of 22 state-of-the-art algorithms under a unified setting, and finally measures the state of

progress in the field. The studies and findings discussed in our work can significantly help the federated learning field by providing a more comprehensive understanding of the impact of experimental design factors, facilitating the design of better performing algorithms, and enabling a more accurate evaluation of the effectiveness of different methods.

Index Terms—Benchmark, Data Heterogeneity, Experimental Design, Federated Learning, Machine Learning, Non-IID Data.

I. INTRODUCTION

FEDERATED LEARNING (FL) is a machine learning setting, which aims to collaboratively train machine learning models with the participation of several clients under the orchestration of a central server in a privacy-preserving and communication efficient manner [34, 62]. FL has seen a surge of interest in the machine learning research community in recent years, thanks to its potential to improve the performance of edge users without compromising data privacy. This innovative approach has been successfully applied to a wide range of tasks, including image classification, natural language processing, and more [15, 34, 64, 73, 82].

The ultimate goal of standard (global) FL is to train a shared global model which uniformly performs well over almost the entire participating clients. However, the inherent diversity and not independent and identical (Non-IID) distribution of clients' local data has made the global FL approach very challenging [24, 28, 47, 48, 68, 84]. Indeed, clients' incentives to participate in FL can be to derive personalized models rather than learning a shared global model. This client-centric perspective along with the challenges in the global FL approach under Non-IID data distributions has motivated an alternative personalized FL approach. Personalized FL aims to learn personalized models performing well according to the distinct data distribution of each participating client.

Despite the significant number of works that have been done in both global and personalized FL approaches under data heterogeneity, the state of progress is not well understood in the FL community. In particular, the following key questions have remained unanswered in

M. Morafah, W. Wang and B. Lin are all with Electrical and Computer Engineering Department of University of California San Diego, USA (e-mail address: {mmorafah, wweijia, billin}@eng.ucsd.edu).

Corresponding author: Mahdi Morafah.

¹We will continue the effort to extend FedZoo-Bench by implementing more methods and adding more features. Any contributions to FedZoo-Bench would be greatly appreciated as well.

the existing literature: what factors affect experimental results and how to control them? Which experimental design setups are effective and well-incentivized for a fair comparison in each FL approach? What are the best practices and remedies to compare different methods and avoid evaluation failure? We primarily find that the methodologies, experimental setups, and evaluation metrics are so inconsistent between papers that a comprehensive comparison is impossible. For example, some papers consider a specific FL approach, however, they use an experimental setup that is not well-incentivized or has been created to match their assumptions and is not applicable to other cases. Moreover, the existence of numerous benchmarks and inconsistent implementation environments together with different confounding variables such as data augmentation and pre-processing techniques, choice of the optimizer, and learning rate schedule have made such comparison even more difficult.

To address the mentioned issues in the current state of FL research, we present the first comprehensive study, to the best of our knowledge, on FL-specific experimental variables and provide new insights and best practices for a meaningful and well-incentivized FL experimental design for each FL approach. We also introduce FedZoo-Bench, an open-source library based on PyTorch that provides a commonly used set of standardized and customizable features in FL, and implementation of 22 state-of-the-art (SOTA) methods under a unified setting to make FL research more reproducible and comparable. Finally, we present a comprehensive evaluation of several SOTA methods in terms of performance, fairness, and generalization to newcomers, to provide a clear understanding of the promises and limitations of existing methods.

Contributions. Our study makes the following key contributions:

- We conduct the first comprehensive analysis of FL experimental design variables by running extensive experiments and provide new insights and best practices for a meaningful and well-incentivized experimental setup for each FL approach.
- We introduce FedZoo-Bench, an open-source library for implementation and evaluation of FL algorithms under data heterogeneity, consisting of the implementation of 22 SOTA algorithms, available at <https://github.com/MMorafah/FedZoo-Bench>.
- Using FedZoo-Bench, we conduct a comprehensive evaluation of several SOTA algorithms in terms of performance, fairness, and generalization to newcomers to form a clear understanding of the strengths and limitations of existing methods.

Organization. The rest of the paper is organized as follows. In Section II we bring a concise literature review. In Section III we provide the background for each FL

approach and statistical heterogeneity. In Section IV we provide our comprehensive study on FL-specific experimental variables. In Section V we discuss our recommendations. In Section VI we introduce FedZoo-Bench and compare 17 different algorithms. In Section VII we conclude and provide future works.

II. LITERATURE REVIEW

Global FL. McMahan et al. [62] proposed the first method for global FL called FedAvg which simply averages the local models to update the server-side model. This FL approach mainly suffers from poor convergence and degradation of the results in the presence of data heterogeneity [75, 84]. Some works attempt to address these issues by regularizing local training. FedProx [48] uses an L2 regularizer on the weight difference between the local and global model. MOON [46] utilizes contrastive learning to preserve global knowledge during local training. In FedDyn [4], an on-device dynamic regularization at each round has been used to align the local and global solutions. Another set of works studies the optimization issues of FedAvg in the presence of data heterogeneity and proposes alternative optimization procedures with better convergence guarantees [24, 35, 36, 67, 79]. FedNova [79] addresses the objective inconsistency caused by heterogeneity in the local updates by weighting the local models in server-side averaging to eliminate bias in the solution and achieve fast error convergence. Scaffold [36] proposes control variates to correct the local updates and eliminate the “client drift” which happens because of data heterogeneity resulting in convergence rate improvement. Other approaches have focused on proposing better model fusion techniques to improve performance [23, 52, 53, 69, 78]. FedDF [52] adds a server-side KL training step after averaging local models by using the average of clients’ logits on a public dataset. FedMA [78] proposes averaging on the matched neurons of the models at each layer. GAMF [53] formulates model fusion as a graph matching task by considering neurons or channels as nodes and weights as edges. For a more detailed review of methods on global FL literature, we recommend reading the surveys [33, 58].

Personalized FL. The fundamental challenges of the global FL approach, such as poor convergence in the presence of data heterogeneity and lack of personalized solutions, have motivated the development of personalized FL. Personalized FL aims to obtain personalized models for participating clients. There are various efforts to solve this problem through different techniques. Multi-Task Learning (MTL) based techniques have been proposed in a number of works by considering clients as tasks and framing the personalized FL as an MTL problem [19, 25, 49, 60, 72, 74]. Another group of studies proposes model interpolation techniques by mixing the global and

local models [17, 59, 61]. There are also works that utilize representation learning techniques by decoupling parameters (or layers) into global and local parameters and then averaging only the global parameters with other clients [5, 14, 51, 66]. Additionally, there are some meta-learning-based works that attempt to obtain a global model with the capability of getting personalized fast by further local fine-tuning [11, 21, 21, 32, 71]. Clustering-based methods have been also shown to be effective in several studies by grouping clients with similar data distribution to achieve better personalized models and faster convergence [8, 12, 20, 22, 57, 68, 77]. More recently, personalized FL has been realized with pruning-based techniques as well [7, 30, 43, 44, 76]. For a more detailed review of methods on personalized FL literature, we recommend the surveys [39, 85].

FL Benchmarks. Current FL benchmarks primarily focus on enabling various platforms and APIs to perform FL for different applications. They often only realize the global FL approach and implement basic algorithms (e.g. FedAvg) [1, 2, 3, 55], while other benchmarks, such as FLOWER [6], FedML [26], FLUTE [18] and NIID-Bench [45], offer more customizable features, and implementation of more algorithms. For a more detailed review of the applicability and comparison of the existing benchmarks, we defer the reader to UniFed [54]. While the majority of existing benchmarks are for global FL, there are a few recently released personalized FL benchmarks, including pFL-Bench [10] and Motley [80]. However, these benchmarks do not investigate the effect of experimental variables and only consider a few algorithms and their variants for comparison. In contrast, FedZoo-Bench offers support for both global and personalized FL approaches, providing implementation of 22 SOTA methods and the ability to assess generalization to newcomers. Additionally, our study on the effect of FL-specific experimental variables in relation to each other and performance results, together with the identification of more meaningful setups for each FL approach, is a new contribution to the field.

III. BACKGROUND: FEDERATED LEARNING AND STATISTICAL HETEROGENEITY

A. Overview of Federated Learning and Notations

Consider a server and a set of clients S which participate in the federation process. $f_i(\mathbf{x}; \boldsymbol{\theta}_i)$ is the L layers neural network model of client i with parameters $\boldsymbol{\theta}_i = (\mathbf{W}_i^1, \dots, \mathbf{W}_i^L)$ where \mathbf{W}^l stands for the l -th layer weights, training dataset D_i^{train} , and test dataset D_i^{test} . At the beginning of communication round t , a subset of clients S_t are randomly selected with the sampling rate of $C \in (0, 1]$ out of total N available clients. The selected clients receive the parameters from the server and

perform local training for E epochs with the batch size of B and learning rate of η . At the end of communication round t , the selected clients send back their updated parameters to the server for server-side processing and model fusion. This federation process continues for T total communication rounds. Algorithm 1 shows this process in detail.

B. Problem Formulation

Global Federated Learning (gFL). The objective is to train a shared global model at the server which uniformly performs well on each client and the problem is defined as follow:

$$\hat{\boldsymbol{\theta}}_g = \operatorname{argmin}_{\boldsymbol{\theta}_g} \sum_i^N \mathbb{E}_{(\mathbf{x}, y) \sim D_i^{\text{train}}} [\ell(f_i(\mathbf{x}; \boldsymbol{\theta}_g), y)]. \quad (1)$$

FedAvg [62] is the first and most popular algorithm proposed to solve Equation 1, which uses parameter averaging at the server-side for model fusion.

Personalized Federated Learning (pFL). The objective is to train personalized models to perform well on each client's distinctive data distribution and the problem is defined as follows:

$$\{\hat{\boldsymbol{\theta}}_i\}_1^N = \operatorname{argmin}_{\{\boldsymbol{\theta}_i\}_1^N} \sum_i^N \mathbb{E}_{(\mathbf{x}, y) \sim D_i^{\text{test}}} [\ell(f_i(\mathbf{x}; \boldsymbol{\theta}_i), y)]. \quad (2)$$

FedAvg + Fine-Tuning (FT) [32] is the simplest algorithm proposed to solve Equation 2, where each client fine-tunes the global model obtained via FedAvg on their local data.

C. Statistical Heterogeneity

Consider the local data distribution of clients, denoted as $\mathbb{P}_i(\mathbf{x}, y)$. Clients can have statistical heterogeneity or Non-IID data distribution w.r.t each other when $\mathbb{P}_i(\mathbf{x}, y) \neq \mathbb{P}_j(\mathbf{x}, y)$. The most popular way to realize this heterogeneity in FL is label distribution skew in which clients have different label distributions of a dataset (i.e. $\mathbb{P}_i(y) \neq \mathbb{P}_j(y)$)². Two commonly used mechanisms to create label distribution skew in FL are:

- **Label skew(p)** [45]: each client receives $p\%$ of the total classes of a dataset at random. The data points of each class are uniformly partitioned amongst the clients owning that class.
- **Label Dir(α)** [29]: each client draws a random vector with the length of total classes of a dataset from Dirichlet distribution with a concentration parameter α . The data points of each class are uniformly partitioned amongst clients according to each client's class proportions.

²Other mechanisms to realize statistical heterogeneity do exist, but are less commonly used in the FL community.

Algorithm 1 Federated Learning

Require: number of clients (N), sampling rate ($C \in (0, 1]$), number of communication rounds (T), local dataset of client k (D_k), local epoch (E), local batch size (B), learning rate (η).

```

1: Initialize the server model with  $\theta_g^0$ 
2: for each round  $t = 0, 1, \dots, T - 1$  do
3:    $m \leftarrow \max(C \cdot N, 1)$ 
4:    $S_t \leftarrow$  (random set of  $m$  clients)
5:   for each client  $k \in S_t$  in parallel do
6:      $\theta_k^{t+1} \leftarrow \text{ClientUpdate}(k; \theta_k^t)$ 
7:   end for
8:    $\theta_g^{t+1} = \text{ModelFusion}(\{\theta_k\}_{k \in S_t})$  {FedAvg [62]:
      $\theta_g^{t+1} = \sum_{k \in S_t} |D_k| \theta_k^{t+1} / \sum_{k \in S_t} |D_k|$ }
9: end for
10: function ClientUpdate( $k, \theta_k^t$ )
11:    $\theta_k^t \leftarrow \theta_g^t$ 
12:    $\mathcal{B} \leftarrow$  (randomly splitting  $D_k^{\text{train}}$  into batches of
     size  $B$ )
13:   for each local epoch  $\in \{1, \dots, E\}$  do
14:     for each batch  $\mathbf{b} \in \mathcal{B}$  do
15:        $\theta_k^t \leftarrow \theta_k^t - \eta \nabla_{\theta_k^t} \ell(f_k(\mathbf{x}; \theta_k^t), y)$ 
16:     end for
17:   end for
18:    $\theta_k^{t+1} \leftarrow \theta_k^t$ 
19: end function

```

IV. COMPREHENSIVE STUDY ON FL EXPERIMENTAL VARIABLES

Overview. To design an effective FL experiment, it is crucial to understand how the FL-specific variables which are clients' data partitioning (type and level of statistical heterogeneity), local epochs (E), sample rate (C), and communication rounds (T) interact with each other and can affect the results. While communication rounds (T) serve as the equivalent of epochs in traditional centralized training and primarily determine the training budget, the other variables have a more direct impact on performance. Hence, we focus our analysis on these variables, in relation to each other and performance results, and evaluation metric failure and derive new insights for the FL community to design meaningful and well-incentivized FL experiments.

Baselines. We use three key baselines in our study: *FedAvg* [62], the standard FL baseline that has been widely used in the existing literature and can serve as a good representative for the global FL approach³; *FedAvg + Fine-Tuning (FT)* [32], a simple personalized FL baseline that has been shown to perform well in practice and can serve as a representative for the personalized

FL approach³; and *SOLO*, a solo (local only) training of each client on their own dataset without participation in federation, which serves as a baseline to evaluate the benefit of federation under different experimental conditions.

Setup. We use CIFAR-10 [37] dataset and LeNet-5 [42] architecture which has been used in the majority of existing works. We fix number of clients (N), communication rounds (R), and sample rate (C) to 100, 100, and 0.1 respectively; unless specified otherwise. We use SGD optimizer with a learning rate of 0.01, and momentum of 0.9⁴. We use this base setting for all of our experimental studies in this section. The reported results are the average results over 3 independent and different runs for a more fair and robust assessment.

A. Evaluation Metric

The evaluation metric for performance is a critical factor in making a fair and consistent assessment in FL. However, the way in which evaluation metrics are calculated in the current FL literature is often ambiguous and varies significantly between papers. In this part we focus on identifying the causes of evaluation metric failures for each FL approach and bring our suggestions for avoiding them.

Global FL. The evaluation metric is the performance of the global model on the test dataset at the server. We find that the causes for evaluation failures are (1) the round used to report the result and (2) the test data percentage used to evaluate the model. Figure 1a shows the global model accuracy over the last 10 rounds on Non-IID Label Dir(0.1) partitioning. We can see there is a maximum variation of 7% in the results based on which round to pick for reporting the result. Also, the difference of the final round result with the average bar is about 4%. This shows that the round used to report the result is important and to have a more robust metric for these variations, it is better to report the average results over a number of rounds. Figure 1b shows the variations of the reported result for the same model using different test data percentages. This clearly shows that using different test data points can cause bias in the evaluation. To avoid the mentioned failures and have a more reliable evaluation metric we suggest the following definition:

³We show in Section VI-A that the performance of this baseline is competitive to the SOTA methods.

⁴This optimizer and learning rate have been used in some works [14, 45, 77] under a similar setup and we also find that it works the best for our studies.

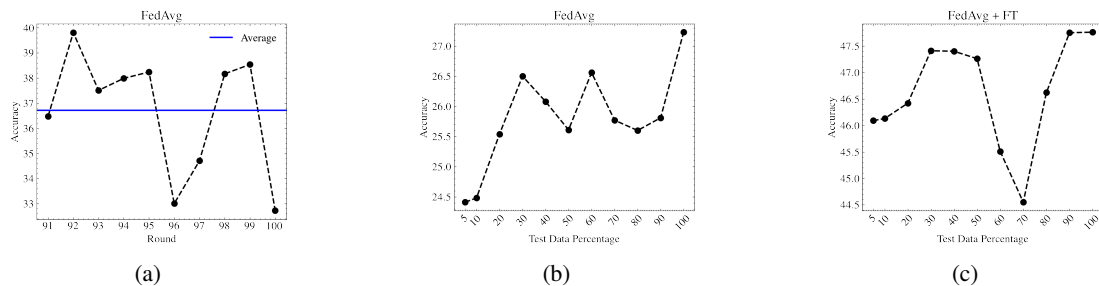


Fig. 1: These figures show factors causing evaluation failures when reporting results: (a) the accuracy variation of FedAvg over the last 10 communication rounds, (b) the variation of FedAvg’s accuracy using different test data percentages, (c) the variation of FedAvg + FT’s accuracy using different local test data percentages.

Definition 1 (global FL evaluation metric). We define the average performance of the global model on the entire test data at the server (if available) over the last $[C \cdot N]$ communication rounds as the evaluation metric for global FL approach ⁵.

Personalized FL. The evaluation metric is the final average performance of all participating clients on their local test data. The factor which can cause evaluation failure is the local test data percentage used to evaluate each client’s model. Prior works have allocated different amounts of data as local test sets to individual clients. Figure 1c shows the variability of the reported results for the same clients under different local test data percentages on Non-IID Label Dir(0.1) partitioning. This highlights that the use of a randomly selected portion for test data can lead to inaccurate and biased evaluations based on the selected data points be easy or hard. To avoid the mentioned failure in the evaluation metric we suggest the following definition:

Definition 2 (personalized FL evaluation metric). We define the average of the final performance of all the clients on their entire local test data (if available) as the evaluation metric for personalized FL approach ^{5,6}.

B. Statistical Heterogeneity and Local Epochs

In this part, we focus our study to understand how different levels and types of statistical heterogeneity together with local epochs can affect the results and change the globalization and personalization incentives in FL.

Level of statistical heterogeneity. Figure 2a illustrates how the performance of the baselines for a fixed

label Dir type of statistical heterogeneity with 10 local epochs varies with the level of statistical heterogeneity. As the level of statistical heterogeneity decreases, the global FL approach becomes more successful than the personalized one. The vertical line in the plot indicates the approximate boundary between the incentives of the two FL perspectives. We can see that in the extreme Non-IID case ($\alpha = 0.05$), neither of the FL approaches is motivated, as the performance of the SOLO baseline is competitive. Additionally, from $\alpha = 0.8$ onwards, the global FL approach seems to perform close to the end of the spectrum at $\alpha = \infty$, which is IID partitioning. Furthermore, we find that the incentives for globalization and personalization can vary with changes in the number of local epochs for a fixed type of statistical heterogeneity (see Section A-A for more results).

Local epochs. Figures 2b, and 2c show how the performance of FedAvg and FedAvg + FT for a fixed label Dir type of statistical heterogeneity varies with different levels of statistical heterogeneity and the number of local epochs. Figure 2b suggests that FedAvg favors fewer local epochs to achieve higher performance. However, Figure 2c suggests that FedAvg + FT favors more local epochs for achieving better results but no more than 5 or 10 depending on the level of statistical heterogeneity. Our findings support the observation in [36] that client drift can have a significant impact on performance, and increasing the number of local epochs amplifies this effect in the results.

Type of statistical heterogeneity. Figure 3 illustrates the results of an experiment similar to that of Figure 2, but with a label skew type of statistical heterogeneity. Figure 3a shows the performance of the baselines with fixed 10 local epochs at different levels of statistical heterogeneity. Comparing this figure with Figure 2a reveals that this type of heterogeneity favors personalization over globalization across a wider range of heterogeneity levels. Figures 3b and 3c show the performance of FedAvg and FedAvg + FT with different levels of statistical heterogeneity and local epochs. Comparing these figures with Figures 2b and 2c for the label Dir

⁵We use this metric definition for all of our experiments.

⁶The entire local test data consists of allocating all available test samples belonging to the classes owned by the client.

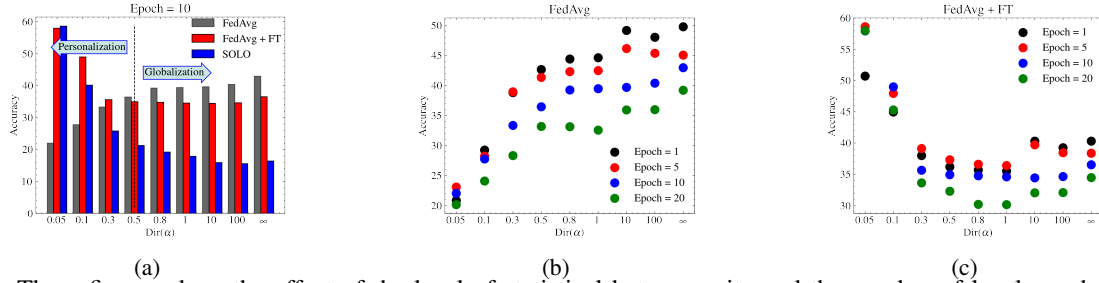


Fig. 2: These figures show the effect of the level of statistical heterogeneity and the number of local epochs for the label Dir type of statistical heterogeneity: (a) illustrates the incentives for globalization and personalization under various levels of statistical heterogeneity with a fixed number of 10 local epochs, (b) and (c) show the performance of FedAvg and FedAvg + FT under different levels of statistical heterogeneity and local epochs, respectively.

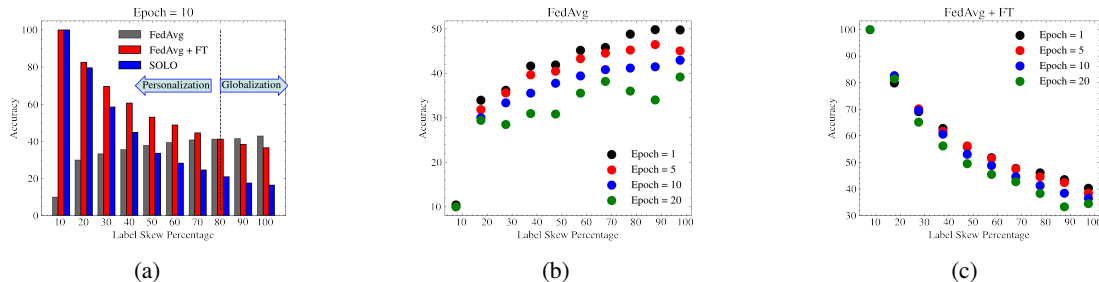


Fig. 3: These figures show the effect of the level of statistical heterogeneity and the number of local epochs for the label skew type of statistical heterogeneity: (a) illustrates the incentives for globalization and personalization under various levels of statistical heterogeneity with a fixed number of 10 local epochs, (b) and (c) show the performance of FedAvg and FedAvg + FT under different levels of statistical heterogeneity and local epochs, respectively.

type of statistical heterogeneity reveals that this type of statistical heterogeneity is less affected by an increase in local epochs at each level of heterogeneity. This highlights another finding that the effect of client drift may vary for different types of statistical heterogeneity (see Section A-A for more results).

C. Sample Rate

Figures 4a, 4b and 4c, 4d demonstrate the impact of sample rate and local epochs on the performance for label Dir(0.1) and label skew (30%) types of statistical heterogeneity, respectively. Our observations show that **increasing the sample rate (i.e., averaging more models) can effectively mitigate the negative impact of statistical heterogeneity on performance**⁷. Additionally, it is essential to consider that averaging a higher number of models (i.e., a high sample rate) reduces the approximation error associated with the averaged models across all clients⁸. We find that sample rates of $C \geq 0.4$ can significantly reduce the effect of heterogeneity on the performance, while very small sample rates of $C < 0.1$ result in poor performance. Based on these findings, we suggest using a sample

⁷Model averaging is a standard component of many FL algorithms.

⁸It is also worth mentioning that generally high sample rates are not favorable, as they would increase the communication cost of the FL algorithms.

rate in the range of $0.1 \leq C < 0.4$ for experimental design to accurately evaluate an algorithm's success in the presence of data heterogeneity.

V. SUMMARY AND RECOMMENDATIONS

In this section we identify a series of best practices and recommendations for designing a well-incentivized FL experimental setting base on our findings and insights in Section IV.

Level of statistical heterogeneity and local epochs. The level of statistical heterogeneity and the number of local epochs determine the incentives for global and personalized FL. Generally, when the level of statistical heterogeneity is low, global FL is more incentivized than personalized FL, and vice versa (Figures 2a and 3a). Additionally, increasing the number of local epochs can make personalized FL more incentivized (Figures 5 and 6). We have identified the well-incentivized settings for each FL approach in Table I.

Type of statistical heterogeneity. We observe that the nature of label skew type of statistical heterogeneity favors personalized FL over a wider range of heterogeneity levels compared to label Dir (Figures 2a, 3a, 5 and 6). Additionally, we observe that the impact of local epochs on performance is more pronounced for label Dir type of statistical heterogeneity compared to label skew (Figures 2b, 2c, 3b and 3c). To provide a

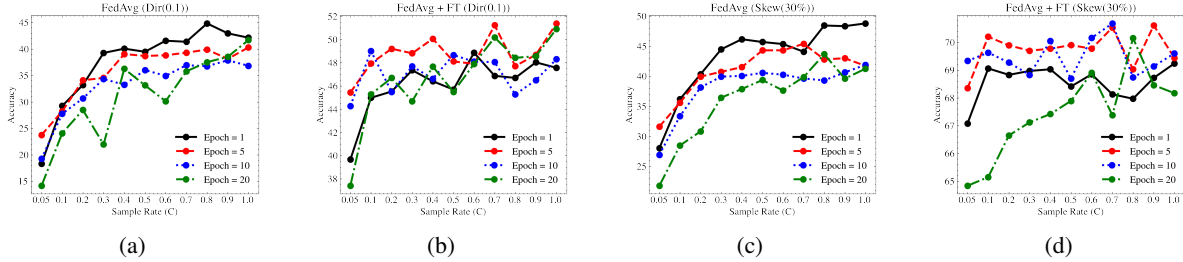


Fig. 4: These figures illustrate the impact of sample rate (C) and local epochs on the performance: (a), (b) and (c), (d) show the performance of FedAvg and FedAvg + FT for Non-IID Label Dir(0.1) and Non-IID Label Skew(30%), respectively.

TABLE I: Well-incentivized settings for personalized and global FL approaches.

Local Epoch	Non-IID Label Dir		Non-IID Label Skew	
	pFL	gFL	pFL	gFL
$E = 1$	$\alpha < 0.3$	$\alpha > 0.3$	$p < 0.8$	$p > 0.8$
$E = 5$	$\alpha < 0.3$	$\alpha > 0.3$	$p < 0.8$	$p > 0.8$
$E = 10$	$\alpha < 0.5$	$\alpha > 0.5$	$p < 0.8$	$p > 0.8$
$E = 20$	$\alpha < 0.5$	$\alpha > 0.5$	$p < 0.9$	$p > 0.9$

comprehensive perspective on an algorithm’s success in the presence of statistical heterogeneity, we recommend researchers conduct experiments with both types of statistical heterogeneity.

Sample rate. This variable plays a crucial role in evaluating an algorithm’s performance under statistical heterogeneity. Choosing a high sample rate ($C > 0.4$) can mask the effect of statistical heterogeneity, thus misrepresenting an algorithm’s true ability to handle it. Additionally, it can lead to inaccurate representations of an algorithm’s capability to handle the stochasticity resulting from random device selection and the inherent errors caused by model averaging approximation. On the other hand, a low sample rate ($C < 0.1$) may hinder convergence due to insufficient models for averaging and high errors caused by model averaging approximation (Figure 4). To avoid these pitfalls, we recommend researchers use a sample rate of $0.1 \leq C \leq 0.4$ for their experiments.

Summary. To ensure consistency, comparability, and meaningful results in FL experiments, we have compiled a set of recommended settings in Table II. We encourage researchers to adopt these settings, as well as the evaluation metrics outlined in Section IV-A, for their experiments. This will facilitate more consistent and fair comparisons with SOTA algorithms, and eliminate concerns about evaluation failures and the impact of various experimental settings.

VI. FEDZOO-BENCH

We introduce FedZoo-Bench, an open-source library based on PyTorch that facilitates experimentation in

TABLE II: Recommended settings for pFL and gFL approaches.

Approach	Type of Heterogeneity	Level of Heterogeneity	Local Epoch	Number of Clients	Sample Rate
pFL	Label Dir	$\alpha \in [0.01, 0.3]$	{1, 5, 10, 20}	{20, 100}	{0.1, 0.2, 0.3, 0.4}
	Label Skew	$p \in \{2, 3, 4, 5\}$	{1, 5, 10, 20}	{20, 100, 500}	{0.1, 0.2, 0.3, 0.4}
gFL	Label Dir	$\alpha \in (0.3, 1]$	{1, 5, 10, 20}	{20, 100}	{0.1, 0.2, 0.3, 0.4}
	Label Skew	$p \in \{8, 9\}$	{1, 5, 10, 20}	{20, 100, 500}	{0.1, 0.2, 0.3, 0.4}

federated learning by providing researchers with a comprehensive set of standardized and customizable features such as training, Non-IID data partitioning, fine-tuning, performance evaluation, fairness assessment, and generalization to newcomers, for both global and personalized FL approaches. Additionally, it comes pre-equipped with a set of models and datasets, and pre-implemented 22 different SOTA methods, allowing researchers to quickly test their ideas and hypotheses. FedZoo-Bench is a powerful tool that empowers researchers to explore new frontiers in federated learning and enables fair, consistent, and reproducible research in federated learning. We have provided more details on the implemented algorithms and available features in Appendix Section C.

A. Comparison of SOTA methods

In this section, we present a comprehensive experimental comparison of several SOTA FL methods using FedZoo-Bench. We evaluate their performance, fairness, and generalization to new clients in a consistent experimental setting. Our experiments aim to provide a better understanding of the current progress in FL research.

Training setting. Following our recommended settings indicated in Table II, we choose two different training settings presented in Table III to conduct the experimental comparison of the baselines for each FL approach. We run each of the baselines 3 times and report the average and standard deviation of the results.

TABLE III: Training settings

Setting	Dataset	Architecture	clients	sample rate	local epochs	partitioning	communication rounds
gFL #1	CIFAR-10	LeNet-5	100	0.1	5	Non-IID Label Skew(80%)	100
gFL #2	CIFAR-100	ResNet-9	20	0.2	10	Non-IID Label Dir(0.5)	100
pFL #1	CIFAR-10	LeNet-5	100	0.1	10	Non-IID Label Skew(30%)	100
pFL #2	CIFAR-100	ResNet-9	20	0.2	10	Non-IID Label Dir(0.1)	100

TABLE IV: Performance and fairness comparison for personalized FL baselines.

(a) Performance Comparison		
Algorithm	Setting (pFL #1)	Setting (pFL #2)
FedAvg + FT [32]	69.26 ± 0.42	49.03 ± 0.40
LG-FedAvg [51]	54.03 ± 2.16	25.30 ± 0.50
PerFedAvg [21]	76.03 ± 0.31	2.29 ± 0.07
IFCA [22]	64.84 ± 3.41	46.73 ± 1.82
Ditto [49]	70.97 ± 1.27	48.16 ± 3.25
FedPer [5]	64.64 ± 0.45	42.87 ± 1.66
FedRep [14]	54.99 ± 3.16	29.39 ± 0.31
APFL [17]	68.91 ± 0.59	55.18 ± 0.65
pFedMe [74]	10.00 ± 0.98	2.10 ± 0.30
CFL [68]	16.83 ± 1.6	1.52 ± 0.17
SubFedAvg [76]	69.95 ± 1.34	49.83 ± 1.09
PACFL [77]	67.78 ± 0.11	50.11 ± 1.10

(b) Fairness Comparison		
Algorithm	Setting (pFL #1)	Setting (pFL #2)
FedAvg + FT [32]	8.05 ± 0.32	5.40 ± 0.77
LG-FedAvg [51]	12.79 ± 0.64	5.11 ± 0.38
PerFedAvg [21]	7.32 ± 0.27	--
IFCA [22]	10.56 ± 2.75	5.03 ± 0.07
Ditto [49]	7.50 ± 0.37	4.10 ± 0.73
FedPer [5]	7.64 ± 0.59	6.19 ± 0.59
FedRep [14]	9.18 ± 0.50	5.19 ± 0.73
APFL [17]	8.22 ± 0.96	4.60 ± 1.15
pFedMe [74]	--	--
SubFedAvg [76]	7.44 ± 0.46	4.66 ± 0.56
CFL [68]	--	--
PACFL [77]	8.82 ± 0.71	4.68 ± 0.42

Performance comparison. We use the evaluation metrics outlined in Section IV-A to compare the performance results.

- **Global FL.** Table V shows the performance results of 6 different global FL methods. As it is noticeable Scaffold and FedProx have given the best results in settings (gfl #1) and (gfl #2), respectively and FedDF has given the worst results in both settings. FedAvg which is the simplest method has appeared to be competitive in both settings and even better than 4 other algorithms in setting (gfl #2).
- **Personalized FL.** In Table IVa, we present the performance results of 12 different personalized FL methods. Similar to global FL methods (Table V), we observe that each method performs differently in different settings. No single method consistently achieves the best results across all settings. For example, PerFedAvg performs well in setting (pfl #1), but poorly in setting (pfl #2). Additionally, CFL and pFedMe perform poorly in both settings. On the other hand, FedAvg + FT, the simplest baseline, performs fairly well in both settings and is competitive or even superior to several other methods.

Fairness comparison. Fairness is another important aspect of the personalized FL approach. We use the fairness metric mentioned in [49, 63] which is the standard deviation of final local test accuracies. Table IVb shows the fairness comparison of the methods. SubFedAvg and Ditto have achieved the best fairness results in (pfl #1) and (pfl #2) settings, respectively. FedAvg + FT also demonstrated competitive fairness results in both settings. For algorithms having poor results we did not report the fairness results as they would not be meaningful.

Generalization to newcomers. To evaluate the generalization capabilities of personalized FL methods to newcomers, we reserve 20% of the clients as newcomers and train the FL models using the remaining 80% clients. While the adaptation process for many methods is not explicitly clear, we follow the same procedure as in [60, 77] and allow the newcomers to receive the trained FL model and perform local fine-tuning. For methods like PACFL that have a different adaptation strategy, we follow their original approach. Table VI shows the results of this evaluation.

Discussion. The experimental comparison between several SOTA methods for each FL approach outlined in this section highlights the progress that has been made in FL research. While we can see that many methods have improved compared to the simple FedAvg and FedAvg + FT baselines for global and personalized FL approaches, respectively, there are also some limitations that are worth noting:

- There is no method that consistently performs the best across all experimental settings. Furthermore, for the personalized FL approach, a method may achieve good fairness results but lack generalization to newcomers. Thus, evaluating FL methods from different perspectives and developing algorithms that can provide a better trade-off is crucial.
- Despite the existence of numerous works for each FL approach, the performance of the simple methods of FedAvg and FedAvg + FT are still competitive or even better compared to several methods. Thus, there is a need for new methods that can achieve consistent improvements across different types of statistical heterogeneity.
- Fairness and generalization to newcomers are two important aspects of the personalized FL approach that are often overlooked in the literature and are only focused on performance improvement. Therefore, it is crucial to consider these aspects in addition to performance improvement when designing new personalized FL methods.

TABLE V: gFL accuracy comparison

Algorithm	Setting (gFL #1)	Setting (gFL #2)
FedAvg [62]	44.89 ± 0.20	56.47 ± 0.57
FedProx [48]	46.01 ± 0.46	56.85 ± 0.36
FedNova [79]	44.59 ± 0.60	53.20 ± 0.33
Scaffold [36]	56.85 ± 1.06	51.71 ± 0.65
FedDF [52]	27.43 ± 2.32	30.24 ± 0.26
MOON [46]	45.60 ± 0.31	50.23 ± 0.55

TABLE VI: pFL generalization to newcomers

Algorithm	Setting (pFL #1)	Setting (pFL #2)
FedAvg + FT [32]	64.19 ± 4.64	37.14 ± 0.43
LG-FedAvg [51]	40.39 ± 17.98	21.22 ± 2.56
PerFedAvg [21]	74.97 ± 1.10	2.22 ± 0.20
IFCA [22]	62.64 ± 1.03	14.84 ± 1.86
Ditto [49]	62.55 ± 3.10	38.96 ± 0.26
FedPer [5]	65.3 ± 2.41	35.66 ± 1.61
FedRep [14]	64.50 ± 0.62	23.85 ± 1.49
APFL [17]	66.38 ± 1.25	39.52 ± 1.11
SubFedAvg [76]	63.54 ± 1.42	30.81 ± 1.28
PACFL [77]	68.54 ± 1.33	36.50 ± 1.42

VII. CONCLUSION AND FUTURE WORKS

In this paper, we present a thorough examination of key variables that influence the success of FL experiments. Firstly, we provide new insights and analysis of the FL-specific variables in relation to each other and performance results by running several experiments. We then use our analysis to identify recommendations and best practices for a meaningful and well-incentivized FL experimental design. We have also developed FedZoo-Bench, an open-source library based on PyTorch that provides a comprehensive set of standardized and customizable features, different evaluation metrics, and implementation of 22 SOTA methods. FedZoo-Bench facilitates a more consistent and reproducible FL research. Lastly, we conduct a comprehensive evaluation of several SOTA methods in terms of performance, fairness, and generalization to newcomers using FedZoo-Bench. We hope that our work will help the FL community to better understand the state of progress in the field and encourage a more comparable and consistent FL research.

In future work, we plan to expand our study to other domains such as natural language processing and graph neural networks to understand how FL experimental settings behave in those areas and to assess its versatility and applicability across different problem domains. Additionally, we will continue to improve our benchmark by implementing more algorithms and adding new features. We also have plans to establish an open leaderboard using FedZoo-Bench, enabling systematic evaluations of FL methods across a wide variety of datasets and settings. Based on the comparison results presented in Section VI-A, we also believe that the development of new algorithms for both global and personalized FL approaches to achieve even greater improvement and more consistent results across different experimental

settings would be an exciting future avenue. Also, more studies on evaluation metrics and the development of new metrics that can better assess different aspects of an FL algorithm would be a valuable future work.

APPENDIX

Organization. We organize the supplementary materials as follow:

- In Section A, we present addition experimental results to complete our analysis in Section IV of the main paper.
- In Section B, we discuss an experimental checklist to facilitate an easier comparison of FL methods.
- In Section C, we provide more details about the available algorithms, datasets, architectures and data partitionings in FedZoo-Bench.

APPENDIX A

ADDITIONAL RESULTS

A. Globalization and Personalization Incentives

The additional results in this part complements the results discussed in Section IV-B. Comparing Figures 5 and 6 further corroborates our finding mentioned in Section IV-B that Non-IID Label Skew partitioning has higher incentive for personalization compared to the other type of heterogeneity. Moreover, increase of local epochs has incentivized personalization more for both types of heterogeneity.

APPENDIX B

EXPERIMENTAL CHECKLIST

To facilitate an easier comparison between FL methods in future studies, we recommend the following checklist:

- Make sure that the used experimental setting is meaningful and well-incentived for the considered FL approach.
- State the exact setting including local epochs, sample rate, number of clients, type of data partitioning, level of heterogeneity, communication rounds, dataset, architecture, evaluation metrics, any pre-processing on the dataset, any learning rate scheduling if used, and initialization.
- Report the average results over at least 3 independent and different runs.
- Mention the hyperparameters used to obtain the results.

APPENDIX C

FEDZOO-BENCH

We introduced FedZoo-Bench in Section VI. In this section we provide more details about the available features in FedZoo-Bench. For more information on

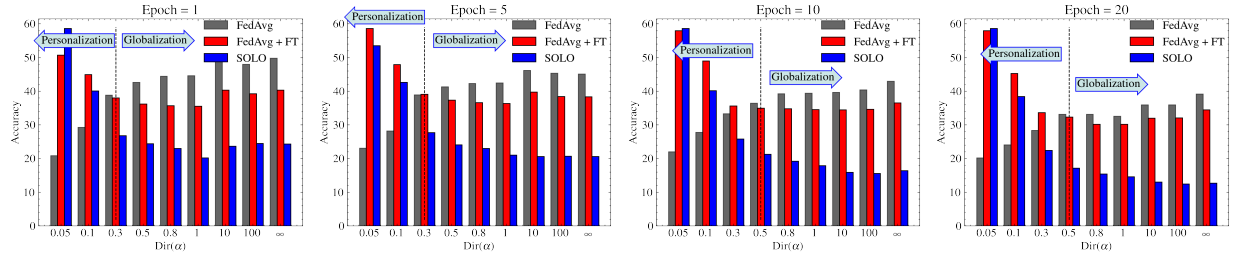


Fig. 5: These figures show globalization and personalization incentives at different level of heterogeneity and local epochs for Non-IID Label Dir partitioning. The approximate boundary shifts from 0.3 to 0.5 with the increase of local epochs.

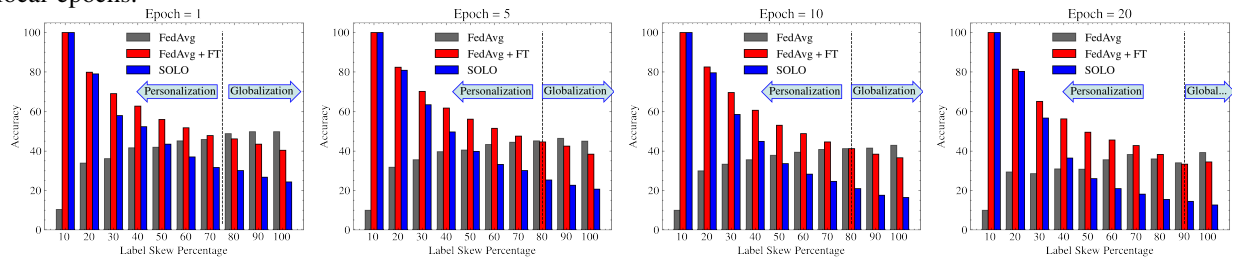


Fig. 6: These figures show globalization and personalization incentives at different level of heterogeneity and local epochs for Non-IID Label Skew partitioning. The approximate boundary shifts from 80% to 90% with the increase of local epochs.

FedZoo-Bench’s implementation and use cases for different settings, refer to the project’s documentation at <https://github.com/MMorafah/FedZoo-Bench>.

A. Available Baselines

- **Global FL** (7 algorithms)
 - FedAvg [62]
 - FedProx [48]
 - FedNova [79]
 - Scaffold [36]
 - FedDF [52]
 - MOON [46]
 - FedBN [50]
- **Personalized FL** (15 algorithms)
 - FedAvg + FT [32]
 - LG-FedAVg [51]
 - PerFedAvg [21]
 - FedPer [5]
 - FedRep [14]
 - Ditto [49]
 - APFL [17]
 - IFCA [22]
 - SubFedAvg [76]
 - pFedMe [74]
 - CFL [68]
 - PACFL [77]
 - MTL [72]
 - FedEM [60]
 - FedFOMO [83]

Additionally, FedZoo-Bench can be easily used for other variations of FedAvg [67] and different choice of optimizers.

B. Available Datasets

- MNIST [16]
- CIFAR-10 [38]
- CIFAR-100
- USPS [31]
- SVHN [65]
- CelebA [56]
- FMNIST [81]
- FEMNIST [9]
- Tiny-ImageNet [40]
- STL-10 [13]

C. Available Architectures

- MLP as in FedAvg [62]
- LeNet-5 [41]
- ResNet Family [27]
- ResNet-50
- VGG Family [70]

D. Available Data Partitionings

- IID
- Non-IID Label Dir [29]
- Non-IID Label Skew [45]
- Non-IID Random Shard [62]
- Non-IID Quantity Skew [45]

REFERENCES

- [1] Fedlearner. <https://github.com/bytedance/fedlearner>. Accessed: 2023-01-10.
- [2] Paddlefl. <https://github.com/PaddlePaddle/PaddleFL>. Accessed: 2023-01-10.
- [3] Tff. <https://github.com/tensorflow/federated>. Accessed: 2023-01-10.
- [4] Durmus Alp Emre Acar, Yue Zhao, Ramon Matas Navarro, Matthew Mattina, Paul N Whatmough, and Venkatesh Saligrama. Federated learning based on dynamic regularization. *arXiv preprint arXiv:2111.04263*, 2021.
- [5] Manoj Ghuhana Arivazhagan, Vinay Aggarwal, Aaditya Kumar Singh, and Sunav Choudhary. Federated learning with personalization layers. *arXiv preprint arXiv:1912.00818*, 2019.
- [6] Daniel J Beutel, Taner Topal, Akhil Mathur, Xinchu Qiu, Titouan Parcollet, Pedro PB de Gusmão, and Nicholas D Lane. Flower: A friendly federated learning research framework. *arXiv preprint arXiv:2007.14390*, 2020.
- [7] Sameer Bibikar, Haris Vikalo, Zhangyang Wang, and Xiaohan Chen. Federated dynamic sparse training: Computing less, communicating less, yet learning better. In *Proceedings of the AAAI Conference on Artificial Intelligence*, volume 36, pages 6080–6088, 2022.
- [8] Christopher Briggs, Zhong Fan, and Peter Andras. Federated learning with hierarchical clustering of local updates to improve training on non-iid data. In *2020 International Joint Conference on Neural Networks (IJCNN)*, pages 1–9. IEEE, 2020.
- [9] Sebastian Caldas, Peter Wu, Tian Li, Jakub Konečný, H. Brendan McMahan, Virginia Smith, and Ameet Talwalkar. LEAF: A benchmark for federated settings. *CoRR*, abs/1812.01097, 2018. URL <http://arxiv.org/abs/1812.01097>.
- [10] Daoyuan Chen, Dawei Gao, Weirui Kuang, Yaliang Li, and Bolin Ding. pfl-bench: A comprehensive benchmark for personalized federated learning. *arXiv preprint arXiv:2206.03655*, 2022.
- [11] Fei Chen, Mi Luo, Zhenhua Dong, Zhenguo Li, and Xiuqiang He. Federated meta-learning with fast convergence and efficient communication. *arXiv preprint arXiv:1802.07876*, 2018.
- [12] Yae Jee Cho, Jianyu Wang, Tarun Chiruvolu, and Gauri Joshi. Personalized federated learning for heterogeneous clients with clustered knowledge transfer. *arXiv preprint arXiv:2109.08119*, 2021.
- [13] Adam Coates, Andrew Ng, and Honglak Lee. An analysis of single-layer networks in unsupervised feature learning. In Geoffrey Gordon, David Dunson, and Miroslav Dudík, editors, *Proceedings of the Fourteenth International Conference on Artificial Intelligence and Statistics*, volume 15 of *Proceedings of Machine Learning Research*, pages 215–223, Fort Lauderdale, FL, USA, 11–13 Apr 2011. PMLR. URL <https://proceedings.mlr.press/v15/coates11a.html>.
- [14] Liam Collins, Hamed Hassani, Aryan Mokhtari, and Sanjay Shakkottai. Exploiting shared representations for personalized federated learning. In *International Conference on Machine Learning*, pages 2089–2099. PMLR, 2021.
- [15] Ittai Dayan, Holger R Roth, Aoxiao Zhong, Ahmed Harouni, Amilcare Gentili, Anas Z Abidin, Andrew Liu, Anthony Beardsworth Costa, Bradford J Wood, Chien-Sung Tsai, et al. Federated learning for predicting clinical outcomes in patients with covid-19. *Nature medicine*, 27(10):1735–1743, 2021.
- [16] Li Deng. The mnist database of handwritten digit images for machine learning research. *IEEE Signal Processing Magazine*, 29(6):141–142, 2012.
- [17] Yuyang Deng, Mohammad Mahdi Kamani, and Mehrdad Mahdavi. Adaptive personalized federated learning. *arXiv preprint arXiv:2003.13461*, 2020.
- [18] Dimitrios Dimitriadis, Mirian Hipolito Garcia, Daniel Madrigal Diaz, Andre Manoel, and Robert Sim. Flute: A scalable, extensible framework for high-performance federated learning simulations. *arXiv preprint arXiv:2203.13789*, 2022.
- [19] Canh T Dinh, Tung T Vu, Nguyen H Tran, Minh N Dao, and Hongyu Zhang. Fedu: A unified framework for federated multi-task learning with laplacian regularization. *arXiv preprint arXiv:2102.07148*, 400, 2021.
- [20] Moming Duan, Duo Liu, Xinyuan Ji, Yu Wu, Liang Liang, Xianzhang Chen, Yujuan Tan, and Ao Ren. Flexible clustered federated learning for client-level data distribution shift. *IEEE Transactions on Parallel and Distributed Systems*, 2021.
- [21] Alireza Fallah, Aryan Mokhtari, and Asuman Ozdaglar. Personalized federated learning: A meta-learning approach. *arXiv preprint arXiv:2002.07948*, 2020.
- [22] Avishek Ghosh, Jichan Chung, Dong Yin, and Kannan Ramchandran. An efficient framework for clustered federated learning. *Advances in Neural Information Processing Systems*, 33:19586–19597, 2020.
- [23] Xuan Gong, Abhishek Sharma, Srikrishna Karanam, Ziyang Wu, Terrence Chen, David Doermann, and Arun Innanje. Ensemble attention distillation for privacy-preserving federated learning. In *Proceedings of the IEEE/CVF International Conference on Computer Vision*, pages 15076–15086, 2021.
- [24] Farzin Haddadpour and Mehrdad Mahdavi. On the

- convergence of local descent methods in federated learning. *arXiv preprint arXiv:1910.14425*, 2019.
- [25] Filip Hanzely, Slavomír Hanzely, Samuel Horváth, and Peter Richtárik. Lower bounds and optimal algorithms for personalized federated learning. *Advances in Neural Information Processing Systems*, 33:2304–2315, 2020.
- [26] Chaoyang He, Songze Li, Jinhyun So, Xiao Zeng, Mi Zhang, Hongyi Wang, Xiaoyang Wang, Praneeth Vepakomma, Abhishek Singh, Hang Qiu, et al. Fedml: A research library and benchmark for federated machine learning. *arXiv preprint arXiv:2007.13518*, 2020.
- [27] Kaiming He, Xiangyu Zhang, Shaoqing Ren, and Jian Sun. Deep residual learning for image recognition, 2015. URL <https://arxiv.org/abs/1512.03385>.
- [28] Kevin Hsieh, Amar Phanishayee, Onur Mutlu, and Phillip Gibbons. The non-iid data quagmire of decentralized machine learning. In *International Conference on Machine Learning*, pages 4387–4398. PMLR, 2020.
- [29] Tzu-Ming Harry Hsu, Hang Qi, and Matthew Brown. Measuring the effects of non-identical data distribution for federated visual classification. *arXiv preprint arXiv:1909.06335*, 2019.
- [30] Tiansheng Huang, Shiwei Liu, Li Shen, Fengxiang He, Weiwei Lin, and Dacheng Tao. Achieving personalized federated learning with sparse local models. *arXiv preprint arXiv:2201.11380*, 2022.
- [31] J. J. Hull. A database for handwritten text recognition research. *IEEE Transactions on Pattern Analysis and Machine Intelligence*, 16(5):550–554, 1994. doi: 10.1109/34.291440.
- [32] Yihan Jiang, Jakub Konečný, Keith Rush, and Sreeram Kannan. Improving federated learning personalization via model agnostic meta learning. *arXiv preprint arXiv:1909.12488*, 2019.
- [33] Peter Kairouz, H Brendan McMahan, Brendan Avent, Aurélien Bellet, Mehdi Bennis, Arjun Nitin Bhagoji, Keith Bonawitz, Zachary Charles, Graham Cormode, Rachel Cummings, et al. Advances and open problems in federated learning. *arXiv preprint arXiv:1912.04977*, 2019.
- [34] Peter Kairouz, H Brendan McMahan, Brendan Avent, Aurélien Bellet, Mehdi Bennis, Arjun Nitin Bhagoji, Kallista Bonawitz, Zachary Charles, Graham Cormode, Rachel Cummings, et al. Advances and open problems in federated learning. *Foundations and Trends® in Machine Learning*, 14(1–2): 1–210, 2021.
- [35] Sai Praneeth Karimireddy, Martin Jaggi, Satyen Kale, Mehryar Mohri, Sashank J Reddi, Sebastian U Stich, and Ananda Theertha Suresh. Mime: Mimicking centralized stochastic algorithms in federated learning. *arXiv preprint arXiv:2008.03606*, 2020.
- [36] Sai Praneeth Karimireddy, Satyen Kale, Mehryar Mohri, Sashank Reddi, Sebastian Stich, and Ananda Theertha Suresh. Scaffold: Stochastic controlled averaging for federated learning. In *International Conference on Machine Learning*, pages 5132–5143. PMLR, 2020.
- [37] Alex Krizhevsky, Geoffrey Hinton, et al. Learning multiple layers of features from tiny images. 2009.
- [38] Alex Krizhevsky et al. Learning multiple layers of features from tiny images. 2009.
- [39] Viraj Kulkarni, Milind Kulkarni, and Aniruddha Pant. Survey of personalization techniques for federated learning. In *2020 Fourth World Conference on Smart Trends in Systems, Security and Sustainability (WorldS4)*, pages 794–797. IEEE, 2020.
- [40] Ya Le and Xuan Yang. Tiny imagenet visual recognition challenge.
- [41] Y. Lecun, L. Bottou, Y. Bengio, and P. Haffner. Gradient-based learning applied to document recognition. *Proceedings of the IEEE*, 86(11):2278–2324, 1998. doi: 10.1109/5.726791.
- [42] Yann LeCun, Léon Bottou, Yoshua Bengio, and Patrick Haffner. Gradient-based learning applied to document recognition. *Proceedings of the IEEE*, 86(11):2278–2324, 1998.
- [43] Ang Li, Jingwei Sun, Binghui Wang, Lin Duan, Sicheng Li, Yiran Chen, and Hai Li. Lotteryfl: Personalized and communication-efficient federated learning with lottery ticket hypothesis on non-iid datasets. *arXiv preprint arXiv:2008.03371*, 2020.
- [44] Ang Li, Jingwei Sun, Xiao Zeng, Mi Zhang, Hai Li, and Yiran Chen. Fedmask: Joint computation and communication-efficient personalized federated learning via heterogeneous masking. In *Proceedings of the 19th ACM Conference on Embedded Networked Sensor Systems*, pages 42–55, 2021.
- [45] Qinbin Li, Yiqun Diao, Quan Chen, and Bingsheng He. Federated learning on non-iid data silos: An experimental study. *arXiv preprint arXiv:2102.02079*, 2021.
- [46] Qinbin Li, Bingsheng He, and Dawn Song. Model-contrastive federated learning. In *Proceedings of the IEEE/CVF Conference on Computer Vision and Pattern Recognition*, pages 10713–10722, 2021.
- [47] Tian Li, Anit Kumar Sahu, Manzil Zaheer, Maziar Sanjabi, Ameet Talwalkar, and Virginia Smithy. Feddane: A federated newton-type method. In *2019 53rd Asilomar Conference on Signals, Systems, and Computers*, pages 1227–1231. IEEE, 2019.
- [48] Tian Li, Anit Kumar Sahu, Manzil Zaheer, Maziar Sanjabi, Ameet Talwalkar, and Virginia Smith. Federated optimization in heterogeneous networks. *Proceedings of Machine Learning and Systems*, 2:


- 429–450, 2020.
- [49] Tian Li, Shengyuan Hu, Ahmad Beirami, and Virginia Smith. Ditto: Fair and robust federated learning through personalization. In *International Conference on Machine Learning*, pages 6357–6368. PMLR, 2021.
- [50] Xiaoxiao Li, Meirui Jiang, Xiaofei Zhang, Michael Kamp, and Qi Dou. Fedbn: Federated learning on non-iid features via local batch normalization. *arXiv preprint arXiv:2102.07623*, 2021.
- [51] Paul Pu Liang, Terrance Liu, Liu Ziyin, Nicholas B Allen, Randy P Auerbach, David Brent, Ruslan Salakhutdinov, and Louis-Philippe Morency. Think locally, act globally: Federated learning with local and global representations. *arXiv preprint arXiv:2001.01523*, 2020.
- [52] Tao Lin, Lingji Kong, Sebastian U Stich, and Martin Jaggi. Ensemble distillation for robust model fusion in federated learning. *Advances in Neural Information Processing Systems*, 33:2351–2363, 2020.
- [53] Chang Liu, Chenfei Lou, Runzhong Wang, Alan Yuhan Xi, Li Shen, and Junchi Yan. Deep neural network fusion via graph matching with applications to model ensemble and federated learning. In *International Conference on Machine Learning*, pages 13857–13869. PMLR, 2022.
- [54] Xiaoyuan Liu, Tianneng Shi, Chulin Xie, Qinyin Li, Kangping Hu, Haoyu Kim, Xiaojun Xu, Bo Li, and Dawn Song. Unifed: A benchmark for federated learning frameworks. *arXiv preprint arXiv:2207.10308*, 2022.
- [55] Yang Liu, Tao Fan, Tianjian Chen, Qian Xu, and Qiang Yang. Fate: An industrial grade platform for collaborative learning with data protection. *J. Mach. Learn. Res.*, 22(226):1–6, 2021.
- [56] Ziwei Liu, Ping Luo, Xiaogang Wang, and Xiaoou Tang. Deep learning face attributes in the wild. In *Proceedings of International Conference on Computer Vision (ICCV)*, December 2015.
- [57] Boxiang Lyu, Filip Hanzely, and Mladen Kolar. Personalized federated learning with multiple known clusters. *arXiv preprint arXiv:2204.13619*, 2022.
- [58] Dhurgham Hassan Mahlool and Mohammed Hamzah Abed. A comprehensive survey on federated learning: Concept and applications. *arXiv preprint arXiv:2201.09384*, 2022.
- [59] Yishay Mansour, Mehryar Mohri, Jae Ro, and Ananda Theertha Suresh. Three approaches for personalization with applications to federated learning. *arXiv preprint arXiv:2002.10619*, 2020.
- [60] Othmane Marfoq, Giovanni Neglia, Aurélien Bellet, Laetitia Kameni, and Richard Vidal. Federated multi-task learning under a mixture of distributions. *Advances in Neural Information Processing Systems*, 34:15434–15447, 2021.
- [61] Othmane Marfoq, Giovanni Neglia, Richard Vidal, and Laetitia Kameni. Personalized federated learning through local memorization. In *International Conference on Machine Learning*, pages 15070–15092. PMLR, 2022.
- [62] Brendan McMahan, Eider Moore, Daniel Ramage, Seth Hampson, and Blaise Aguerre y Arcas. Communication-efficient learning of deep networks from decentralized data. In *Artificial intelligence and statistics*, pages 1273–1282. PMLR, 2017.
- [63] Mehryar Mohri, Gary Sivek, and Ananda Theertha Suresh. Agnostic federated learning. In *International Conference on Machine Learning*, pages 4615–4625. PMLR, 2019.
- [64] Khalil Muhammad, Qinqin Wang, Diarmuid O’Reilly-Morgan, Elias Tragos, Barry Smyth, Neil Hurley, James Geraci, and Aonghus Lawlor. Fedfast: Going beyond average for faster training of federated recommender systems. In *Proceedings of the 26th ACM SIGKDD International Conference on Knowledge Discovery & Data Mining*, pages 1234–1242, 2020.
- [65] Yuval Netzer, Tao Wang, Adam Coates, Alessandro Bissacco, Bo Wu, and Andrew Y. Ng. Reading digits in natural images with unsupervised feature learning. In *NIPS Workshop on Deep Learning and Unsupervised Feature Learning 2011*, 2011. URL http://ufldl.stanford.edu/housenumbers/nips2011_housenumbers.pdf.
- [66] Krishna Pillutla, Kshitiz Malik, Abdelrahman Mohamed, Michael Rabbat, Maziar Sanjabi, and Lin Xiao. Federated learning with partial model personalization. *arXiv preprint arXiv:2204.03809*, 2022.
- [67] Sashank Reddi, Zachary Charles, Manzil Zaheer, Zachary Garrett, Keith Rush, Jakub Konečný, Sanjiv Kumar, and H Brendan McMahan. Adaptive federated optimization. *arXiv preprint arXiv:2003.00295*, 2020.
- [68] Felix Sattler, Klaus-Robert Müller, and Wojciech Samek. Clustered federated learning: Model-agnostic distributed multitask optimization under privacy constraints. *IEEE transactions on neural networks and learning systems*, 32(8):3710–3722, 2020.
- [69] Felix Sattler, Tim Korjakow, Roman Rischke, and Wojciech Samek. Fedaux: Leveraging unlabeled auxiliary data in federated learning. *IEEE Transactions on Neural Networks and Learning Systems*, 2021.
- [70] Karen Simonyan and Andrew Zisserman. Very deep convolutional networks for large-scale image recog-

- dition, 2014. URL <https://arxiv.org/abs/1409.1556>.
- [71] Karan Singhal, Hakim Sidahmed, Zachary Garrett, Shanshan Wu, John Rush, and Sushant Prakash. Federated reconstruction: Partially local federated learning. *Advances in Neural Information Processing Systems*, 34:11220–11232, 2021.
- [72] Virginia Smith, Chao-Kai Chiang, Maziar Sanjabi, and Ameet S Talwalkar. Federated multi-task learning. *Advances in neural information processing systems*, 30, 2017.
- [73] Dianbo Sui, Yubo Chen, Jun Zhao, Yantao Jia, Yuan-tao Xie, and Weijian Sun. Feded: Federated learning via ensemble distillation for medical relation extraction. In *Proceedings of the 2020 conference on empirical methods in natural language processing (EMNLP)*, pages 2118–2128, 2020.
- [74] Canh T Dinh, Nguyen Tran, and Josh Nguyen. Personalized federated learning with moreau envelopes. *Advances in Neural Information Processing Systems*, 33:21394–21405, 2020.
- [75] Alysa Ziyang Tan, Han Yu, Lizhen Cui, and Qiang Yang. Towards personalized federated learning. *IEEE Transactions on Neural Networks and Learning Systems*, 2022.
- [76] Saeed Vahidian, Mahdi Morafah, and Bill Lin. Personalized federated learning by structured and unstructured pruning under data heterogeneity. In *2021 IEEE 41st International Conference on Distributed Computing Systems Workshops (ICDCSW)*, pages 27–34. IEEE, 2021.
- [77] Saeed Vahidian, Mahdi Morafah, Weijia Wang, Vyacheslav Kungurtsev, Chen Chen, Mubarak Shah, and Bill Lin. Efficient distribution similarity identification in clustered federated learning via principal angles between client data subspaces. *arXiv preprint arXiv:2209.10526*, 2022.
- [78] Hongyi Wang, Mikhail Yurochkin, Yuekai Sun, Dimitris Papailiopoulos, and Yasaman Khazaeni. Federated learning with matched averaging. *arXiv preprint arXiv:2002.06440*, 2020.
- [79] Jianyu Wang, Qinghua Liu, Hao Liang, Gauri Joshi, and H Vincent Poor. Tackling the objective inconsistency problem in heterogeneous federated optimization. *Advances in neural information processing systems*, 33:7611–7623, 2020.
- [80] Shanshan Wu, Tian Li, Zachary Charles, Yu Xiao, Ziyu Liu, Zheng Xu, and Virginia Smith. Motley: Benchmarking heterogeneity and personalization in federated learning. *arXiv preprint arXiv:2206.09262*, 2022.
- [81] Han Xiao, Kashif Rasul, and Roland Vollgraf. Fashion-mnist: a novel image dataset for benchmarking machine learning algorithms, 2017.
- [82] Timothy Yang, Galen Andrew, Hubert Eichner, Haicheng Sun, Wei Li, Nicholas Kong, Daniel Ramage, and Françoise Beaufays. Applied federated learning: Improving google keyboard query suggestions. *arXiv preprint arXiv:1812.02903*, 2018.
- [83] Michael Zhang, Karan Sapra, Sanja Fidler, Serena Yeung, and Jose M Alvarez. Personalized federated learning with first order model optimization. *arXiv preprint arXiv:2012.08565*, 2020.
- [84] Yue Zhao, Meng Li, Liangzhen Lai, Naveen Suda, Damon Civin, and Vikas Chandra. Federated learning with non-iid data. *arXiv preprint arXiv:1806.00582*, 2018.
- [85] Hangyu Zhu, Jinjin Xu, Shiqing Liu, and Yaochu Jin. Federated learning on non-iid data: A survey. *Neurocomputing*, 465:371–390, 2021.



Mahdi Morafah received the BS in Electrical Engineering from the Tehran Polytechnic University, Tehran, Iran, in 2019, and the MS degree in Electrical and Computer Engineering from the University of California, San Diego, in 2021. He is currently pursuing the PhD degree in Electrical and Computer Engineering at the University of California, San Diego. His research interests include Machine Learning and Deep Learning, Distributed Learning, Federated Learning, Continual Learning, and

Optimization.



Weijia Wang received the B.S. degree in Electrical Engineering from Zhejiang University, Hangzhou, China, in 2016 and the M.S. degree in Electrical and Computer Engineering from the University of California, San Diego, in 2018. He is currently pursuing the Ph.D. degree in Electrical and Computer Engineering at the University of California, San Diego. His research interest is machine learning and deep learning, including the compression and acceleration of deep convolutional neural networks, algorithms of meta-learning and federated learning, and explainable artificial intelligence.



Bill Lin received the BS, MS, and the PhD degrees in electrical engineering and computer sciences from the University of California, Berkeley in 1985, 1988, and 1991, respectively. He is a Professor in Electrical and Computer Engineering at the University of California, San Diego, where he is actively involved with the Center for Wireless Communications (CWC), the Center for Networked Systems (CNS), and the Qualcomm Institute in industry-sponsored research efforts. His research has led to over 200 journal and conference publications, including a number of Best Paper awards and nominations. He also holds 5 awarded patents. He has served as the General Chair and on the executive and technical program committee of many IEEE and ACM conferences, and he has served as an Associate or Guest Editor for several IEEE and ACM journals as well.