

**A Predictive Model of Digital Information Engagement: Forecasting User Engagement
With English Words by Incorporating Cognitive Biases, Computational Linguistics and
Natural Language Processing**

Dvir, N.,¹ Friedman, E.,¹ Commuri, S.,¹ Yang, F.¹, Romano, J.²

¹State University of New York at Albany, Albany, New York, NY

² Google, New York City, NY

Corresponding author:

Nim Dvir

Department of Information Systems and Business Analytics

University at Albany, State University of New York

1400 Washington Avenue, Albany, NY 12222

ndvir@albany.edu

Declaration of Interest statement:

This research did not receive any specific grant from funding agencies in the public, commercial, or not-for-profit sectors.

Abstract

This study introduces and empirically tests a novel predictive model for digital information engagement (IE) - the READ model, an acronym for the four pivotal attributes of engaging information: Representativeness, Ease-of-use, Affect, and Distribution. Conceptualized within the theoretical framework of Cumulative Prospect Theory, the model integrates key cognitive biases with computational linguistics and natural language processing to develop a multidimensional perspective on information engagement. A rigorous testing protocol was implemented, involving 50 randomly selected pairs of synonymous words (100 words in total) from the WordNet database. These words' engagement levels were evaluated through a large-scale online survey (n = 80,500) to derive empirical IE metrics. The READ attributes for each word were then computed and their predictive efficacy examined. The findings affirm the READ model's robustness, accurately predicting a word's IE level and distinguishing the more engaging word from a pair of synonyms with an 84% accuracy rate. The READ model's potential extends across various domains, including business, education, government, and healthcare, where it could enhance content engagement and inform AI language model development and generative text work. Future research should address the model's scalability and adaptability across different domains and languages, thereby broadening its applicability and efficacy.

Keywords: Natural Language Processing, User Experience, Computational Linguistics, Machine-Learning, Text Analysis, Artificial Intelligence, Human-Computer Interaction, Information Engagement

1 Introduction

Information Engagement (IE) denotes the extent to which individuals interact with and process information, a critical concept intersecting several domains, including education, marketing, public policy, and healthcare (Dvir, 2022). It holds the potential to shape attitudes, behaviors, and decisions (Arapakis et al., 2014; Attfield et al., 2011; Dvir, 2020), thus making it a valuable metric for assessing information quality and organizational information-management strategies (O'Brien, 2018). The Advertising Research Foundation (ARF) even declared engagement as the metric of the 21st century for evaluating marketing communication's efficiency and effectiveness (Fulgoni, 2016)

Recent advancements in generative text and AI language models, such as ChatGPT, have presented new avenues to explore IE. These models, powered by Natural Language Processing (NLP) and computational linguistics, can simulate interactive human-like conversations, thereby promising greater insights into IE (Dvir & Gafni, 2019). However, despite this potential, systematic and computational approaches to understanding and improving IE remain scarce (O'Brien & Cairns, 2016).

This study aims to bridge this gap by developing a predictive model leveraging textual data to estimate IE. This model integrates NLP and computational linguistics to analyze IE, while also considering the cognitive biases that shape user engagement with text. Given the rapid advancements in AI and generative language models, understanding the interplay between cognitive biases and user engagement is critical. This research will thus contribute to the existing literature and help optimize user engagement in AI-driven text generation, fostering more personalized and engaging digital interactions.

1.1 Objectives

This study's primary objective is to understand the factors that influence IE and to develop a reliable predictive method. Drawing from behavioral economics, we established a multidisciplinary approach to identify IE's predictive attributes, mapping these to quantifiable textual features. We subsequently empirically validated these features as significant predictors.

By doing so, we aim to significantly impact various fields, such as education, marketing, and healthcare, by offering a nuanced understanding of IE that can guide attitudes, behaviors, and decision-making. This research seeks to answer two primary research questions:

R1: What are the significant predictors of Information Engagement?

R2: Can Information Engagement be systematically and predictably determined?

2 Literature review

2.1 2.1 The Criticality of Information Engagement

Various studies demonstrate the positive impact of engagement with textual information across different sectors (Dvir, 2020; O'Brien et al., 2020). However, stimulating user engagement with digital content can be challenging due to diverse user motivations (O'Brien et al., 2018; O'Brien & McKay, 2018). User engagement is perceived as an immersive experience requiring cognitive and psychological investment, with information design or the expressive quality of user interface components playing a significant role (Dvir, 2018; Mollen & Wilson, 2010; O'Brien, 2011).

Despite the significance of creating engaging content, literature lacks comprehensive guidelines to achieve it (O'Brien & Cairns, 2016).

2.2 The User Engagement Scale

O'Brien and Toms developed the User Engagement Scale (UES) to evaluate outcomes of user-system interaction based on attributes of the user and the system (O'Brien et al., 2018; O'Brien & Toms, 2010). The UES measures four self-reported affordances of the information experience: Aesthetic appeal, Focused attention, Perceived usability, and Reward. Aesthetic appeal (AE) pertains to the visual appearance of a computer application interface and its ability to evoke curiosity and interest in users. Focused attention (FA) describes the level of mental concentration resulting from a user's enjoyment and interest during the interaction. Perceived usability (PU) is the user's affective and cognitive responses to a system when using it, such as frustration, and the effort needed to use it. Finally, reward (RW) refers to a user's overall evaluation of the experience of using a system, including perceived success, likelihood of returning, and willingness to recommend the system to others.

The UES has been used to examine UE with various technologies and been adopted by more than 50 international research teams (O'Brien et al., 2018; O'Brien & Cairns, 2016). However, the UES has limitations, such as not emphasizing engagement with information and not focusing on the development of engaging experiences. Self-report metrics measured by the UES may not always be applicable in information environments, so holistic approaches to evaluation are needed. Despite its widespread use, the UES lacks emphasis on engagement with information and on developing engaging experiences, necessitating a more comprehensive evaluation approach.

2.3 Computational Approaches to Information Engagement

Several studies have explored computational methodologies to understand engagement, using semi-automated sentiment analysis and NLP techniques. Among them, Berger and

Milkman performed semi-automated sentiment analysis to quantify the affectivity and emotionality of *New York Times* articles, while Guerini et al. employed NLP techniques to explore text virality in social networks (Berger & Milkman, 2012; Guerini et al., 2011). Other studies investigating information attributes have used textual analysis and computational linguistics tasks relating to IE to predict the memorability of movie quotes (Cheng et al., 2012) or the comedic value of cartoon captions (Shahaf et al., 2015). The findings of these studies indicated that simple syntax, generality, and distinctiveness are important attributes of engagement.

In relation to specific words, computational linguistics has been used to predict word popularity, word frequency, and the positive affect engendered by words (Turney & Mohammad, 2019). Dvir and Gafni found that in addition to using positive phrasing, information that uses simple, clear language as opposed to complex, technical language creates more incentive to engage with information (Dvir & Gafni, 2018). These aspects—memorability, entertainment value, frequency of words and phrases, and positive affect—are key to understanding IE. Taken together, these findings suggest that information should be expressed as simply, clearly, and inclusively as possible, taking into account the nature of the information being transmitted.

2.4 Summary

Information Engagement, characterized by sustained user interest, motivation, and attention, is a critical factor in determining the success of a system. However, the literature lacks consensus on the stable, controllable determinants of IE, hindering the systematic application of data analysis, computational linguistics, and NLP to optimize information design and enhance IE. There is a notable dearth of research examining the relationship between content strategy and IE, with most studies focusing on user reactions rather than reasons for engagement or on how to develop

engaging content. This study aims to address these gaps by developing a systematic approach to optimizing IE.

3 Conceptual Framework and Hypothesis Development

3.1 The Underpinning of Cumulative Prospect Theory

This study is grounded in the Cumulative Prospect Theory (CPT), which addresses the role of cognitive biases in user engagement. CPT, a behavioral economics theory, emphasizes the significance of information context and processing in satisfying a user's affective and behavioral information needs (Kahneman & Tversky, 1979; Tversky & Kahneman, 1992). The theory outlines distinct decision-making phases, acknowledging a user's cognitive limitations under risk and uncertainty. It categorizes cognitive processes into two strategies: reason and intuition, each leading to different decision-making approaches. Recognizing the influence of cognitive biases on user engagement is crucial to accurately predicting and enhancing the efficacy of digital information interactions.

3.2 The 'READ' Framework of Predictive Attributes

The literature review reveals four predictive dimensions of engaging words—Representativeness, Ease-of-use, Affect, and Distribution (READ). These aspects, connected to a word's perceived usability, cognitive load, sensory appeal, and recognizability, respectively, are derived from empirically validated heuristics predicting decision-making. Each predictor and its operationalization are described below:

3.2.1 Representativeness

Representativeness refers to the degree of resemblance between a new stimulus and a certain standard. Individuals tend to evaluate similarity and organize objects based on their association,

leading to increased functionality, familiarity, findability, and fluency (Kahneman & Frederick, 2002). It can be operationalized through semantic relation analysis, evaluating equivalency, hierarchy, and association.

3.2.2 Ease-of-use

Ease-of-use pertains to the preference for highly readable texts. Readability and perceptual fluency have been shown to be stimuli and determinants of decision making, perception, and memory (Alter & Oppenheimer, 2008; Tversky & Kahneman, 1974). The ease-of-processing heuristic, which guides and biases judgments about memory, is a mental shortcut that helps individuals understand the world by using information that they find easy to recall and process. It can be operationalized in terms of word length and syllable number, using readability tests like the Flesch–Kincaid reading tests.

3.2.3 Affect

Affect refers to the emotional association a word or phrase carries. Affective valence has been shown to influence decision making and ultimately engagement (Batra & Ray, 1986; Commuri & Ekici, 2008; Finucane et al., 2000). The affect heuristic explains why individuals often rely on their emotions when making decisions, which can lead to suboptimal choices. It can be operationalized by performing sentiment analysis, assessing whether a text is positive, negative, or neutral.

3.2.4 Distribution

Distribution refers to the frequency, dispersion, and distinctiveness of a piece of information. It relates to well known cognitive biases, such as availability and recognition, According to which, in the process of judgment and decision making individuals tend to rely on information that is easy to recall (Tversky & Kahneman, 1992). When comparing familiar and

unfamiliar phrases, users base their judgment on which phrases are more pleasing based on ease of retrieval or recognition (Kahneman & Frederick, 2002). Research has found that frequently read words are read and understood more quickly and easily and are perceived and interpreted more correctly and easily than infrequently read words (Brysbaert et al., 2011; Savin, 1963). In a study of the words used in the Internet Movie Database (IMDB), Dvir and Gafni (2019) found that word frequency impacted IE directly, namely that high-frequency words have a positive impact on IE (Dvir & Gafni, 2019).

It can be operationalized by word frequency, indicating familiarity, cultural association, and readability.

3.2.5 The Predictive Model

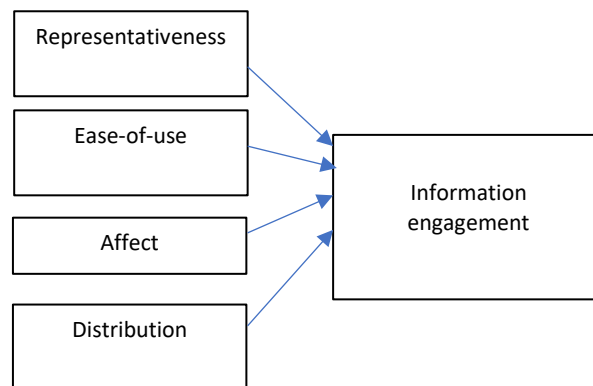


Figure 1. The READ model

The READ model, developed in this study, predicts Information Engagement (IE) based on the quantitative assessment of the four textual attributes. It provides a systematic way of determining the probability of a word or text being engaging. The table below summarizes the attributes of the model:

Table 1. Attributes of the READ model

Attribute	Definition	Factor	Measurement
Representativeness	Degree of similarity with a standard	Familiarity	Semantic relation
Ease-of-use	Complexity and cognitive load	Fluency	Simplicity
Affect	Emotional association	Feeling	Sentiment analysis
Distribution	Frequency and recognizability	Availability	Saliency/significance

Based on the model, we propose the following hypotheses:

H₁: IE with information can be predicted by its representativeness, ease-of-use, affect, and distribution levels.

H₂: When there are several ways to express the same information, it is possible to predict which one will be more engaging by comparing their representativeness, ease-of-use, affect, and distribution levels.

4 Methods

4.1 Study Design

We tested our model by selecting 100 words grouped into 50 synonym sets (synsets) from WordNet, a lexical database of English phrases (Princeton University, 2018). Each word

underwent feature extraction based on our model, READ. The model's performance was assessed by predicting each word's Information Engagement (IE), using data from a large-scale survey (n = 80,500). This survey asked participants to evaluate randomly selected words using the User Engagement Scale (UES). Finally, we conducted a multiple linear regression analysis to determine the effectiveness of our model.

The table below lists the 100 words examined, grouped into 50 synonymous pairs (synsets).

Table 2. Word pairs examined

Word₁	Word₂	Synset	Definition
abused	maltreated	abused.a.02	Subjected to cruel treatment
star	maven	ace.n.03	Someone who is dazzlingly skilled in any field
quick	nimble	agile.s.01	Moving quickly and lightly
rich	plenteous	ample.s.02	Affording an abundant supply
annoying	nettlesome	annoying.s.01	Causing irritation or annoyance
art	prowess	art.n.03	A superior skill learned by study, practice, and observation
gone	deceased	asleep.s.03	Dead
zombie	automaton	automaton.n.01	Someone who acts or responds in a mechanical or apathetic way
greedy	avaricious	avaricious.s.01	Immoderately desirous of acquiring something, typically wealth
king	magnate	baron.n.03	A very wealthy or powerful businessman
mother	engender	beget.v.01	Make children
bubbling	belching	burp.v.01	Expel gas from the stomach
fighter	belligerent	combatant.n.01	Someone who fights or is fighting
computerization	cybernation	computerization.n.01	The control of processes by computer
cut	shortened	cut.s.03	With parts removed
lady	gentlewoman	dame.n.02	A woman of refinement
death	demise	death.n.04	The time at which life begins to end and continuing until death
going	departure	departure.n.01	The act of departing
surrogate	deputy	deputy.n.04	A person appointed to represent or act on behalf of others
find	uncovering	discovery.n.01	The act of discovering something
dove	peacenik	dove.n.02	Someone who prefers negotiations to armed conflict in the conduct of foreign relations
done	coif	dress.v.16	To arrange attractively
enemy	opposition	enemy.n.02	An armed adversary, especially a member of an opposing military force
foodie	epicurean	epicure.n.01	A person devoted to refined, sensuous enjoyments, especially good food and drink
exile	deportee	exile.n.02	A person who is expelled from a home or country by authority

Word₁	Word₂	Synset	Definition
lush	profuse	exuberant.s.03	Produced or growing in extreme abundance
sticky	mucilaginous	gluey.s.01	Having the sticky properties of an adhesive
hit	smasher	hit.n.03	A conspicuous success
ill	poorly	ill.r.01	In a poor or improper or unsatisfactory manner; not well
now	forthwith	immediately.r.01	Without delay or hesitation; with no time intervening
reciprocation	interchange	interchange.n.02	Mutual interaction; the activity of reciprocating or exchanging, especially information
natural	lifelike	lifelike.s.02	Free from artificiality
just	merely	merely.r.01	And nothing more
motive	need	motivation.n.01	The psychological feature that arouses an organism to action toward a desired goal; the reason for the action that which gives purpose and direction to behavior
being	organism	organism.n.01	A living thing that has or can develop the ability to act or function independently
pale	blanch	pale.v.01	Turn pale, as if in fear
puff	gasp	pant.v.01	Breathe noisily, as when one is exhausted
soul	mortal	person.n.01	A human being
pirate	buccaneer	pirate.n.02	Someone who robs at sea or plunders the land from the sea without having a commission from any sovereign nation
dress	primp	preen.v.03	Dress or groom with elaborate care
rot	putrefaction	putrefaction.n.01	A state of decay usually accompanied by an offensive odor
real	tangible	real.s.04	Capable of being treated as fact
sex	gender	sex.n.04	The properties that distinguish organisms on the basis of their reproductive roles
termination	ending	termination.n.05	The act of ending something
right	veracious	veracious.s.02	Precisely accurate
wash	lave	wash.v.02	Cleanse one's body with soap and water
best	easily	well.r.03	Indicating high probability; in all likelihood
better	well	well.r.11	In a manner affording benefit or advantage
witch	wiccan	wiccan.n.01	a believer in Wicca

4.2 Instrument

Data collection, including demographic data and survey responses, was done using the QualtricsXM cloud-based survey platform.

4.3 Procedure and Measurements

Participants were presented with a word randomly selected from the dataset and were asked to evaluate it based on statements adopted from the UES (O'Brien et al., 2018). The

statements were used to assess engagement based on sensory appeal, ability to stimulate attention, perceived usability, and reward. The statements were presented in random order, with 4 positively formulated (e.g., “This word is easy to understand”) and 4 negatively formulated (e.g., “This word is difficult to understand”). Participants responded using a 5-point scale, with responses to negative statements reverse-coded to maintain a unified scale.

Table 3. Statements for IE Evaluation Adopted From the UES

Code	Statement
EA	This word appealed to my senses.
EA-n	This word is not engaging.
FA	This word drew my attention.
FA-n	I wasn't focused while reading this word.
PU	This word was easy to understand.
PU-n	This word was difficult to understand.
RW	The experience of reading this word was rewarding.
RW-n	The experience of reading this word is not worthwhile.

Testing for scale reliability yielded a Cronbach’s alpha of 0.888. The mean UES of the words was 2.44 (SD = .877). We have made the UES scores of all the words available in a public data repository (Dvir, 2023a).

4.4 Participants

Participants were undergraduate students recruited from a large research university in the United States. The recruitment method and use of a survey were reviewed and approved by the University at Albany Institutional Review Board (IRB Study No. 22X113).

The mean age of the participants was 22.1 (SD = 1.388), with 75.3% of responses made by the age group 17–22, and 41.2% were females and 58.8% males. More than 95.0% reported that their English proficiency was at least very good, with 79.0% identifying as native speakers. The majority of the observations were submitted through a laptop device (70.1%), followed by mobile devices (15.6%) and desktops (14.2%). These percentages may be attributed to the survey being easier to read and complete on a large screen, as was reported by participants in early stages of the survey design.

We used Qualtrics software to verify that the survey was only completed once, therefore controlling for unique participants. Our system randomly presented each word of the dataset 805 times to randomly selected participants, thereby controlling for participant characteristics. Overall, we collected 80,500 observations.

By balancing both known and unknown predictive factors, our survey design aimed to reduce biases, such as selection bias and allocation bias, to the greatest extent possible. Chi-square analysis of the goodness-of-fit of the samples revealed that the characteristic composition for each word sample was comparable to that of the overall population. Pearson chi-square analysis between demographic groups and between word samples revealed no significant differences in the composition of the demographic groups who responded to each of the words displayed.

4.5 Feature Extraction

For each word we extract textual features based on the READ model. We used the Natural Language Toolkit (NLTK) and the Python programming language to transform each word into a numerical representation for Natural Language Processing (NLP) classification. The quantitative data obtained includes measures related to the word's representativeness, ease-of-use, affect, and distribution.

4.5.1 Representativeness

Operationalizing representativeness requires conducting semantic relation analysis to calculate equivalency, hierarchy, and association. We used the following predictors:

1. **Definitions:** A sense or definition represents one aspect of a word's meaning. We determined polysemy, the capacity for a word to have multiple meanings, using WordNet, a lexical database of English phrases grouped into sets of cognitive synonyms. The mean definition score for all words was 7.85 (SD = 11)
2. **Hypernyms:** A hypernym is a superordinate term that encompasses more specific words. For example, the word “color” is a hypernym of “red.” We used WordNet to analyze noun hierarchies, ultimately leading up to the root node (entity). The mean number of hypernyms for each word was 4.75 (SD = 7.5).
3. **Hyponyms:** A hyponym is a subordinate term that falls under one or more broader terms. For example, the word “banana” is a hyponym (more specific concept) for the word “fruit.” We used WordNet to analyze noun hierarchies, ultimately leading up to the root node (entity). The mean number of hypernyms for each word was 26.41 (SD =70.015).

4.5.2 Ease-of-use features

We used the following measures to evaluate the ease-of-use of a word:

1. **Length:** Measured by character count using the NLTK, the mean length of words in the list was 6.58 (SD = 2.62)
2. **Syllable count:** Measured manually, the mean syllable count for the list was 2.17 (SD = 1.14).
3. **Flesch Reading Ease Score:** Calculated using Textstat library, this score provides a score between 1 and 100, with higher scores indicating higher readability. The mean score for the list was 36.6 (SD = 89.98).

4.5.3 Affect Features

We used sentiment analysis to assess whether a word expressed a positive, negative, or neutral sentiment. For this we used SentiWordNet 3.0, a lexical database based on WordNet, to assign an overall sentiment score to each word (Baccianella et al., 2010) based on three sentiment scores were calculated:

1. **Positivity:** We based the positivity score on all the synset scores associated with a word, choosing the maximum positivity score. The score ranged from 0 (minimum positivity) to 1 (maximum positivity). The mean score for all words was 0.22 (SD = .267).
2. **Negativity:** We based the negativity scores on all the synset scores associated with a word, choosing the maximum score. The score ranged from 0 (minimum negativity) to 1 (maximum negativity). The mean score for all words was 0.197 (SD = 0.26).

4.5.4 Distribution measures

1. **Frequency:** We operationalized distribution as the frequency of words using WordFreq, a Python library that identifies word frequency using data from the Exquisite Corpus, which compiles data from various domains (Speer et al., 2018). The domains include encyclopedic text from Wikipedia, subtitles from OPUS OpenSubtitles, news from

NewsCrawl and GlobalVoices, books from Google Books Ngrams, and short-form and long-form social media text from Twitter and Reddit, respectively.

We made the original Python program created for feature extraction available through an open-source repository ¹. We have made the full dataset for the read scores of the 100 words that we evaluated available in an open-access repository (Dvir, 2023b).

4.6 Prediction and Evaluation

We performed multiple linear regression analysis to examine the relationship between predictor variables (representativeness, ease-of-use, affect, and distribution) and the outcome variable (mean UES score for each word). By such means, we measured the model's accuracy by comparing its predictions with IE values obtained in a user study.

5 Results

H₁: IE with information can be predicted by its representativeness, ease-of-use, affect, and distribution levels.

For hypothesis H₁, we conducted multiple linear regressions, taking the User Engagement Score (UES) as the dependent variable, and the words' textual features as the independent variables.

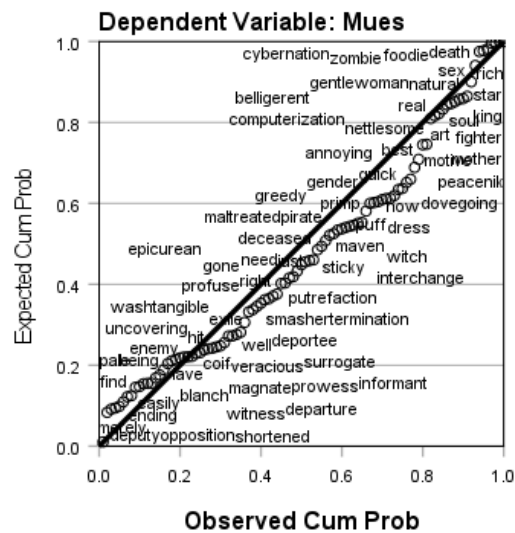
While all variables significantly contributed to predicting the UES, the number of definitions was an exception. The model was statistically significant (adjusted R² = 0.539, F = 9081.442, p < 0.001), suggesting it explained a considerable portion of the UES variance. However, we note that R² alone should not be used to evaluate the model's performance, especially for future or unseen data.

¹ <https://github.com/nimdvir/READ-model/find/main>

Table 4. Regression Results of UES Prediction Based on READ Features

Variable	<i>B</i>	<i>SE B</i>	β	t	p
(Constant)	2.297	0.005		443.730	0.000
Definitions-synsets	0.000	0.000	-0.003	-0.704	0.481
Hypernyms	-0.005	0.000	-0.185	-40.455	0.000
Hyponyms	0.000	0.000	0.034	12.669	0.000
Positive	0.126	0.005	0.161	23.911	0.000
Negative	-0.113	0.005	-0.143	-24.326	0.000
Length	-0.019	0.001	-0.241	-36.046	0.000
Flesch_reading_ease	-0.001	0.000	-0.328	-51.952	0.000
Syllable	-0.041	0.001	-0.223	-32.292	0.000
Frequency	-175.563	1.842	-0.302	-95.297	0.000

Normal P-P Plot of Regression Standardized Residual



Cases weighted by N

Figure 2. Normal P-P Plot of Regression Standardized Residual

H₂: When there are several ways to express the same information, it is possible to predict which one will be more engaging by comparing their representativeness, ease-of-use, affect, and distribution levels.

To test hypothesis H₂, we conducted pairwise comparisons of synonyms in 50 synsets. The aim was to determine whether the choice of word impacts the IE. Our results revealed significant differences in the UES scores between the synonyms in 43 out of 50 synsets (P < 0.05). The differences in mean UES scores are graphically represented in the figure below.

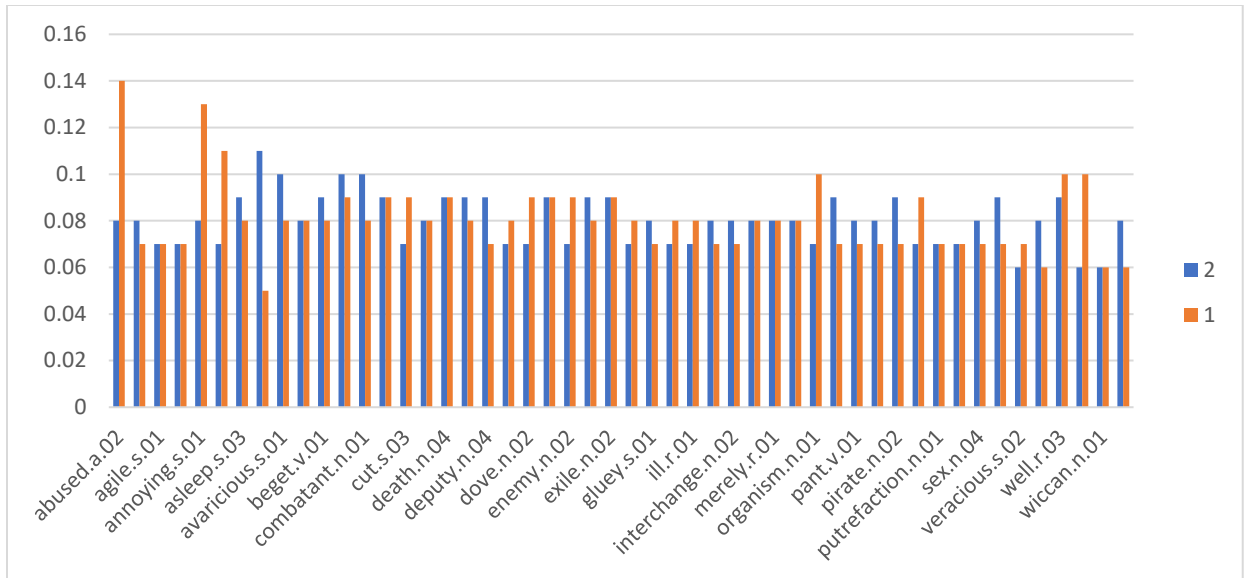


Figure 3. Difference in mean UES scores between synsets

Further, we used our UES predictions to determine which word in each synset could potentially have a higher IE score. The model correctly predicted 42 out of the 50 synsets, yielding an accuracy rate of 84%. Table 7 compares the observed and predicted UES scores for each synset.

Table 5. Observed and Predicted UES Scores for 50 Synsets

Synset	Word ₁	UES ₁	Predicted ₁	Word ₂	UES ₂	Predicted ₂	Higher observed UES score	Higher predicted UES score
abused.a.0 2	abused	2.31	2.41	maltreated	2.23	2.22	abused	abused
ace.n.03	star	2.83	2.61	maven	2.19	2.18	star	star
agile.s.01	quick	2.66	2.61	nimble	2.35	2.46	quick	quick
ample.s.02	rich	3.07	2.67	plenteous	2.21	2.17	rich	rich
annoying.s .01	annoying	2.47	2.44	nettlesome	2.20	2.10	annoying	annoying
art.n.03	art	2.82	2.69	prohess	2.35	2.48	art	art
asleep.s.0 3	gone	2.39	2.44	deceased	2.37	2.38	gone	gone
automaton .n.01	zombie	2.91	2.46	automaton	2.35	2.31	zombie	zombie
avaricious. s.01	greedy	2.47	2.45	avaricious	2.20	2.14	greedy	greedy

Synset	Word ₁	UES ₁	Predicted ₁	Word ₂	UES ₂	Predicted ₂	Higher observed UES score	Higher predicted UES score
baron.n.03	king	2.89	2.60	magnate	2.22	2.37	king	king
beget.v.01	mother	2.73	2.58	engender	2.21	2.32	mother	mother
burp.v.01	bubbling	2.45	2.43	belching	2.24	2.27	bubbling	bubbling
combatant.n.01	fighter	2.62	2.49	belligerent	2.43	2.28	fighter	fighter
computerization.n.01	computerization	2.35	2.23	cybernation	2.31	2.03	computerization	computerization
cut.s.03	cut	2.46	2.44	shortened	2.20	2.37	cut	cut
dame.n.02	lady	2.66	2.63	gentlewoman	2.44	2.26	lady	lady
death.n.04	death	2.96	2.59	demise	2.31	2.39	death	death
departure.n.01	going	2.45	2.39	departure	2.31	2.46	going	departure
deputy.n.04	surrogate	2.30	2.40	deputy	2.28	2.47	surrogate	deputy
discovery.n.01	find	2.45	2.60	uncovering	2.24	2.34	find	find
dove.n.02	dove	2.54	2.49	peacenik	2.19	2.13	dove	dove
dress.v.16	done	2.54	2.57	coif	2.20	2.30	done	done
enemy.n.02	enemy	2.48	2.60	opposition	2.31	2.49	enemy	enemy
epicure.n.01	foodie	2.70	2.43	epicurean	2.22	2.28	foodie	foodie
exile.n.02	exile	2.41	2.49	deportee	2.18	2.24	exile	exile
exuberant.s.03	lush	2.50	2.48	profuse	2.24	2.30	lush	lush
gluey.s.01	sticky	2.37	2.38	mucilaginous	2.18	2.03	sticky	sticky
hit.n.03	hit	2.45	2.56	smasher	2.32	2.37	hit	hit
ill.r.01	ill	2.51	2.61	poorly	2.33	2.47	ill	ill
immediately.r.01	now	2.54	2.50	forthwith	2.19	2.31	now	now

Synset	Word ₁	UES ₁	Predicted ₁	Word ₂	UES ₂	Predicted ₂	Higher observed UES score	Higher predicted UES score
interchange.n.02	reciprocation	2.38	2.24	interchange	2.30	2.34	reciprocation	interchange
lifelike.s.02	natural	2.76	2.61	lifelike	2.42	2.44	natural	natural
merely.r.01	just	2.44	2.45	merely	2.22	2.54	just	merely
motivation.n.01	motive	2.57	2.48	need	2.54	2.57	motive	need
organism.n.01	being	2.47	2.60	organism	2.41	2.43	being	being
pale.v.01	pale	2.38	2.52	blanch	2.16	2.32	pale	pale
pant.v.01	puff	2.46	2.42	gasp	2.37	2.44	puff	gasp
person.n.01	soul	2.80	2.66	mortal	2.54	2.53	soul	soul
pirate.n.02	pirate	2.48	2.48	buccaneer	2.33	2.29	pirate	pirate
preen.v.03	dress	2.53	2.51	primp	2.23	2.22	dress	dress
putrefaction.n.01	rot	2.40	2.45	putrefaction	2.21	2.24	rot	rot
real.s.04	real	2.77	2.64	tangible	2.47	2.57	real	real
sex.n.04	sex	3.11	2.67	gender	2.59	2.56	sex	sex
termination.n.05	termination	2.36	2.40	ending	2.34	2.53	termination	ending
veracious.s.02	right	2.59	2.64	veracious	2.22	2.33	right	right
wash.v.02	wash	2.47	2.56	lave	2.21	2.32	wash	wash
well.r.03	best	2.79	2.71	easily	2.52	2.70	best	best
well.r.11	better	2.61	2.71	well	2.58	2.67	better	better
wiccan.n.01	witch	2.46	2.46	wiccan	2.25	2.35	witch	witch

In summary, our findings supported both hypotheses. They highlighted the role of textual features in predicting a word's IE and demonstrated that comparing these features can predict which expression of the same information might be more engaging.

6 Discussion

This study's findings present robust evidence supporting our two hypotheses and offer answers to the research questions posed.

R₁: What are the significant predictors of Information Engagement (IE)?

Four primary attributes of information - representativeness, ease-of-use, affect, and distribution - were identified as significant predictors of user engagement.

Representativeness is the degree to which a word encapsulates the overall theme of the information. Our data suggests that words with higher representativeness tend to attract more engagement, implying that content creators should use words that best represent their central message for maximum audience engagement.

Ease-of-use denotes the simplicity and accessibility of words. Users showed a preference for words that are simple and easy to comprehend, process, and remember, owing to cognitive fluency, which favors information requiring less mental effort. Thus, using simpler, more familiar words could enhance user engagement.

Affect refers to a word's emotional impact. Our study indicated that words with stronger emotional connotations, both positive and negative, fostered higher levels of engagement. This underlines the value of emotionally charged language in content creation.

Distribution pertains to the frequency of word occurrence. Words appearing more frequently tend to receive higher user engagement, emphasizing the need for strategic word placement to sustain user attention and enhance engagement.

R2: Can IE be systematically and automatically predicted?

To answer this question, we employed a large-scale user survey and a computational model.

Participants interacted with various words and assigned their perceived engagement scores. This user-generated data enhanced our model's accuracy.

We developed a Python program to estimate a word's representativeness, ease-of-use, affect, and distribution by analyzing its textual properties. When tested, our model demonstrated a strong correlation between predicted engagement levels and actual perception scores, indicating its ability to accurately predict word engagement.

Our model also proved effective in predicting which synonym would be more engaging for the same information, systematically determining the most engaging choice in 82% of the cases.

These results strongly suggest that IE can be systematically and automatically predicted using our model.

This study bridges two significant research gaps regarding the relationship between IE and textual data—how users react to information and the optimal means of developing engaging information. These findings provide a foundation for future research to further refine the methods of creating engaging information.

7 Conclusions

Our study robustly supports the READ model's efficacy as a novel, systematic approach for predicting and enhancing Information Engagement (IE), offering valuable insights for crafting more effective communication strategies tailored to diverse audiences and contexts. Utilizing the knowledge from our study, content creators can refine their language choices to boost user engagement and comprehension, thereby augmenting their overall communication effectiveness.

The next research trajectory should focus on establishing more reliable and reusable metrics for measuring engagement. This would aid in the precise specification of engaging language and enable a quantitative evaluation of IE. A better understanding of engaging language attributes can pave the way for improved and optimized textual data across domains where optimal wording is paramount, such as business, non-profit work, government, and education.

Engagement serves as a valuable framework for understanding, measuring, and enhancing interactions with information. Language can act as a pragmatic toolkit to influence human behavior, with words serving as vessels to carry information, some more potent than others. Future research could leverage this study's findings to create an IE classifier for classifying words and quantitatively measuring IE.

The potential of this classifier to quantify a word's "stickiness"—its memorability and engagement factor— or to create an engagement spectrum based on the identified IE factors is promising. Constructing an automated method for effective communication could revolutionize the way messages are conveyed and received.

Our results hold significant implications for future language-processing tools and techniques aimed at enhancing user engagement. Subsequent research should consider additional factors that may influence information engagement and explore methods to refine the model's predictive accuracy and applicability across different contexts and languages.

Despite its contributions, this study had limitations that might constrain the generalizability of our findings. The primary limitation was the exclusive examination of undergraduate students at a single university. Future studies should extend the investigation to other populations.

Additionally, our use of snowball sampling as the recruitment method, a non-random sampling technique prone to sampling bias, may limit representation. To counter this, future studies should employ different methodologies and techniques to validate and replicate our findings. If successful, they will strengthen the READ model's standing as a powerful tool for predicting and enhancing IE with textual information.

References

- Alter, A. L., & Oppenheimer, D. M. (2008). Easy on the mind, easy on the wallet: The roles of familiarity and processing fluency in valuation judgments. *Psychonomic Bulletin & Review*, *15*(5), 985–990. <https://doi.org/10.3758/PBR.15.5.985>
- Arapakis, I., Lalmas, M., Cambazoglu, B. B., Marcos, M.-C., & Jose, J. M. (2014). User engagement in online news: Under the scope of sentiment, interest, affect, and gaze. *Journal of the Association for Information Science and Technology*, *65*(10), 1988–2005.
- Attfield, S., Kazai, G., Lalmas, M., & Piwowarski, B. (2011). Towards a science of user engagement (position paper). *WSDM Workshop on User Modelling for Web Applications*. <http://www.dcs.gla.ac.uk/~mounia/Papers/engagement.pdf>
- Baccianella, S., Esuli, A., & Sebastiani, F. (2010). Sentiwordnet 3.0: An enhanced lexical resource for sentiment analysis and opinion mining. *Lrec*, *10*, 2200–2204.
- Batra, R., & Ray, M. L. (1986). Affective Responses Mediating Acceptance of Advertising. *Journal of Consumer Research*, *13*(2), 234–249. <https://doi.org/10.1086/209063>
- Berger, J., & Milkman, K. L. (2012). What Makes Online Content Viral? *Journal of Marketing Research*, *49*(2), 192–205. <https://doi.org/10/fhdtkg>

- Brysbaert, M., Buchmeier, M., Conrad, M., Jacobs, A. M., Bölte, J., & Böhl, A. (2011). The Word Frequency Effect: A Review of Recent Developments and Implications for the Choice of Frequency Estimates in German. *Experimental Psychology*, 58(5), 412–424. <https://doi.org/10.1027/1618-3169/a000123>
- Cheng, C. D.-N.-M. J., Kleinberg, J., & Lee, L. (2012). *You had me at hello: How phrasing affects memorability*. <http://citeseerx.ist.psu.edu/viewdoc/download?doi=10.1.1.367.7921&rep=rep1&type=pdf>
- Commuri, S., & Ekici, A. (2008). An enlargement of the notion of consumer vulnerability. *Journal of Macromarketing*, 28(2), 183–186. <https://doi.org/10.1177/0276146708316049>
- Dvir, N. (2018). Sticky words: Evaluation and optimization of information interactions based on linguistic analysis. *Proceedings of the Association for Information Science and Technology*, 55(1), 797–798. <https://doi.org/10.1002/pra2.2018.14505501121>
- Dvir, N. (2020). Process of information engagement: Integrating information behavior and user engagement. *Proceedings of the Association for Information Science and Technology*, 57(1). <https://doi.org/10.1002/pra2.407>
- Dvir, N. (2022). *Sticky Words: A Computational Linguistics Approach to Assessment and Manipulation of Information Engagement* [PhD Thesis]. State University of New York at Albany.
- Dvir, N. (2023a). *Words Information Engagement (UES) scores* [Data set]. Mendeley. <https://doi.org/10.17632/XS4Y8S5HD7.1>
- Dvir, N. (2023b). *Words READ Score* [Data set]. Mendeley. <https://doi.org/10.17632/JN734MK7XC.1>

- Dvir, N., & Gafni, R. (2018). When less is more: Empirical study of the relation between consumer behavior and information sharing on commercial landing pages. *Informing Science: The International Journal of an Emerging Transdiscipline*, 21, 019--039. <https://doi.org/10.28945/4015>
- Dvir, N., & Gafni, R. (2019). Systematic improvement of user engagement with academic titles using computational linguistics. *ArXiv Preprint ArXiv:1906.09569*.
- Finucane, M. L., Alhakami, A., Slovic, P., & Johnson, S. M. (2000). The affect heuristic in judgments of risks and benefits. *Journal of Behavioral Decision Making*, 13(1), 1–17.
- Fulgoni, G. M. (2016). In the Digital World, Not Everything That Can Be Measured Matters: How to Distinguish “Valuable” from “Nice to Know” Among Measures of Consumer Engagement. *Journal of Advertising Research*, 56(1), 9–13. <https://doi.org/10.2501/JAR-2016-008>
- Guerini, M., Strapparava, C., & Özbal, G. (2011). Exploring Text Virality in Social Networks. *ICWSM*. <http://www.aaai.org/ocs/index.php/ICWSM/ICWSM11/paper/viewFile/2820/3235-accessdate=27>
- Kahneman, D., & Frederick, S. (2002). Representativeness Revisited: Attribute Substitution in Intuitive Judgment. In T. Gilovich, D. Griffin, & D. Kahneman (Eds.), *Heuristics and Biases* (1st ed., pp. 49–81). Cambridge University Press. <https://doi.org/10.1017/CBO9780511808098.004>
- Kahneman, D., & Tversky, A. (1979). Prospect Theory: An Analysis of Decision under Risk. *Econometrica*, 47(2), 263–292.

- Mollen, A., & Wilson, H. (2010). Engagement, telepresence and interactivity in online consumer experience: Reconciling scholastic and managerial perspectives. *Journal of Business Research*, 63(9–10), 919–925. <https://doi.org/10.1016/j.jbusres.2009.05.014>
- O'Brien, H. L. (2011). Exploring user engagement in online news interactions. *Proceedings of the American Society for Information Science and Technology*, 48(1), 1–10.
- O'Brien, H. L. (2018). A Holistic Approach to Measuring User Engagement. In M. Filimowicz & V. Tzankova (Eds.), *New Directions in Third Wave Human-Computer Interaction: Volume 2—Methodologies* (pp. 81–102). Springer International Publishing. https://doi.org/10.1007/978-3-319-73374-6_6
- O'Brien, H. L., Arguello, J., & Capra, R. (2020). An empirical study of interest, task complexity, and search behaviour on user engagement. *Information Processing & Management*, 57(3), 102226. <https://doi.org/10.1016/j.ipm.2020.102226>
- O'Brien, H. L., & Cairns, P. (2016). *Why engagement matters: Cross-disciplinary perspectives of user engagement in digital media*. Springer. <https://doi.org/10.1007/978-3-319-27446-1>
- O'Brien, H. L., Cairns, P., & Hall, M. (2018). A practical approach to measuring user engagement with the refined user engagement scale (UES) and new UES short form. *International Journal of Human-Computer Studies*, 112, 28–39. <https://doi.org/10.1016/j.ijhcs.2018.01.004>
- O'Brien, H. L., & McKay, J. (2018). Modeling Antecedents of User Engagement. In *The Handbook of Communication Engagement* (pp. 73–88). Wiley-Blackwell. <https://doi.org/10.1002/9781119167600.ch6>

- O'Brien, H. L., & Toms, E. G. (2010). The development and evaluation of a survey to measure user engagement. *Journal of the American Society for Information Science and Technology*, 61(1), 50–69. <https://doi.org/10.1002/asi.21229>
- Princeton University. (2018). *About WordNet*. WordNet. <https://wordnet.princeton.edu/>
- Savin, H. B. (1963). Word-Frequency Effect and Errors in the Perception of Speech. *The Journal of the Acoustical Society of America*, 35(2), 200–206. <https://doi.org/10.1121/1.1918432>
- Shahaf, D., Horvitz, E., & Mankoff, R. (2015). Inside Jokes: Identifying Humorous Cartoon Captions. *Proceedings of the 21th ACM SIGKDD International Conference on Knowledge Discovery and Data Mining*, 1065–1074. <https://doi.org/10.1145/2783258.2783388>
- Speer, R., Chin, J., Lin, A., Jewett, S., & Nathan, L. (2018). *LuminosoInsight/wordfreq: V2.2* (v2.2). Zenodo. <https://doi.org/10.5281/ZENODO.1443582>
- Turney, P. D., & Mohammad, S. M. (2019). The natural selection of words: Finding the features of fitness. *PLOS ONE*, 14(1), e0211512. <https://doi.org/10.1371/journal.pone.0211512>
- Tversky, A., & Kahneman, D. (1974). Judgment under uncertainty: Heuristics and biases. *Science*, 185(4157), 1124–1131.
- Tversky, A., & Kahneman, D. (1992). Advances in prospect theory: Cumulative representation of uncertainty. *Journal of Risk and Uncertainty*, 5(4), 297–323.