

CURVATURE ESTIMATES FOR STABLE FREE BOUNDARY MINIMAL HYPERSURFACES IN LOCALLY WEDGE-SHAPED MANIFOLDS

LIAM MAZUROWSKI AND TONGRUI WANG

ABSTRACT. In this paper, we consider locally wedge-shaped manifolds, which are Riemannian manifolds that are allowed to have both boundary and certain types of edges. We define and study the properties of free boundary minimal hypersurfaces inside locally wedge-shaped manifolds. In particular, we show a compactness theorem for free boundary minimal hypersurfaces with curvature and area bounds in a locally wedge-shaped manifold. Additionally, using Schoen-Simon-Yau’s estimates, we also prove a Bernstein-type theorem indicating that, under certain conditions, a stable free boundary minimal hypersurface inside a Euclidean wedge must be a portion of a hyperplane. As our main application, we establish a curvature estimate for sufficiently regular free boundary minimal hypersurfaces in a locally wedge-shaped manifold with certain wedge angle assumptions. We expect this curvature estimate will be useful for establishing a min-max theory for the area functional in wedge-shaped spaces.

1. INTRODUCTION

Let M be a manifold with boundary. A free boundary minimal hypersurface Σ in M is a critical point of the area functional whose boundary $\partial\Sigma$ is constrained to lie within ∂M but can otherwise move freely. Courant [3] was among the first to investigate the properties of free boundary minimal surfaces. A typical problem he considered is the following: given a smooth torus S embedded in \mathbb{R}^3 , find a disk type minimal surface with free boundary on S which “spans the hole” in S . Using the mapping method developed by Douglas and Rado to solve the Plateau problem, Courant proved the existence of a solution in the form of a conformal, Dirichlet energy minimizing map $D^2 \rightarrow \mathbb{R}^3$. Later Strüwe [23] showed the existence of an unstable disk type solution to the same problem. Using techniques from geometric measure theory, Grüter and Jost [5] proved the existence of an unstable, embedded minimal disk with free boundary inside any convex domain in \mathbb{R}^3 with smooth boundary.

In the 1960s, Almgren began to develop a variational theory for the area functional on Riemannian manifolds based on the tools of geometric measure theory. While, in general, a manifold M may not contain any area minimizing (free boundary) minimal hypersurfaces, Almgren [1] was able to use min-max methods to prove the existence of stationary varifolds in any M . These stationary varifolds are a weak measure theoretic notion of minimal hypersurfaces. (Almgren’s theory in fact produces stationary varifolds of arbitrary codimension, but in this paper we will only consider the codimension one case.) In the early 1980s, Pitts [19] showed that when M is closed and $3 \leq \dim(M) \leq 6$, the stationary varifold found by Almgren is actually a smooth, closed, embedded minimal hypersurface.

2010 *Mathematics Subject Classification.* Primary 53A10, 53C42.

Key words and phrases. Free boundary minimal hypersurfaces, Curvature estimates, Wedge-shaped.

A crucial ingredient for establishing the regularity is a curvature estimate for stable minimal hypersurfaces first proved by Schoen-Simon-Yau [21]. This curvature estimate was later improved by Schoen and Simon [20]. Their improved curvature estimate implies that Almgren's stationary varifold is in fact smooth off of a set of codimension 7.

When M has a non-empty boundary, the variational theory of Almgren still gives the existence of a stationary varifold with free boundary. Li and Zhou [14] established the regularity theory for min-max minimal hypersurfaces in this free boundary setting. Again curvature estimates for stable free boundary minimal hypersurfaces play an important role in establishing regularity. In the free boundary setting, these curvature estimates can be established by blowing up to get a stable free boundary hypersurface in a half-space, and then reflecting to get a stable minimal hypersurface (with no boundary) in Euclidean space.

In a series of four papers in the 1990s, Hildebrandt and Sauvigny ([8][9][10][11]) studied free boundary minimal surfaces inside a wedge in \mathbb{R}^3 . Among other things, they found that the behavior of such minimal surfaces depends crucially on the wedge angle θ . Recently, there has been renewed interest in understanding free boundary minimal hypersurfaces and related classes of surfaces in less regular domains. For instance, Edelen and Li [4] have proved an Allard-type theorem for free boundary minimal hypersurfaces in locally polyhedral domains. Their result in particular implies the partial regularity of area minimizing free boundary minimal hypersurfaces in locally polyhedral domains. Also, capillary surfaces in polyhedrons were the key ingredient in Li's [13] proof of Gromov's dihedral rigidity conjecture. Moreover, the equivariant min-max theory established by the second author in [24][25] can also be seen as a variational theory in the singular orbit space.

Ultimately, it would be very interesting to establish a free boundary min-max theory in less regular spaces. To accomplish this, a crucial first step is to prove curvature estimates for stable free boundary minimal hypersurfaces in these spaces. The goal of this paper is to prove such curvature estimates for free boundary minimal hypersurfaces in a class of spaces we call *locally wedge-shaped manifolds*. We also prove a Bernstein-type theorem and a compactness theorem for stable free boundary minimal hypersurfaces in locally wedge-shaped manifolds. Before stating the theorems, we first need to explain the terminology.

Roughly speaking, a locally wedge-shaped manifold M^{n+1} consists of 3 strata: an $n + 1$ dimensional set of interior points where M looks locally like \mathbb{R}^{n+1} , an n dimensional set of face points where M is locally modeled on a half-space \mathbb{R}_+^{n+1} , and an $n - 1$ dimensional set of edge points where M is locally modeled on a wedge in \mathbb{R}^{n+1} . The meeting angle θ between the two faces of M is allowed to vary along an edge, although we assume that $0 < \theta < \pi$ at all edge points. We write $\text{int}(M)$ for the set of interior points of M , $\partial^F M$ for the set of face points of M , and $\partial^E M$ for the set of edge points of M . See Section 2 for precise definitions. Figure 1 illustrates a simple locally wedge-shaped manifold M^3 which looks like a mussel.

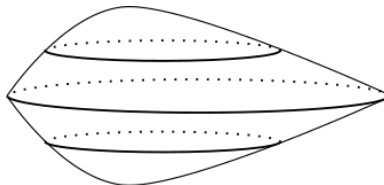


FIGURE 1. A locally wedge-shaped manifold

There is a single edge along the center, two faces formed by the upper and lower caps, and

an interior region bounded by the two faces. Note that the angle between the two faces is allowed to vary along the edge.

Let $\Sigma^n \subset M^{n+1}$ be a locally wedge-shaped manifold of dimension one less than M . We call such a Σ a locally wedge-shaped hypersurface (1-codimensional submanifold) of M . We say that Σ is *properly embedded* in M if $\partial^E \Sigma \subset \partial^E M$ and $\partial^F \Sigma \subset \partial^F M$ and $\text{int}(\Sigma) \subset \text{int}(M)$. As in the case of manifolds with smooth boundary, it may happen that the limit of a sequence of properly embedded locally wedge-shaped submanifolds fails to be properly embedded. Thus we shall also consider *almost properly embedded* locally wedge-shaped submanifolds. Here we say $\Sigma \subset M$ is almost properly embedded if $\partial^E \Sigma \subset \partial^E M$ and $\partial^F \Sigma \subset \partial^E M \cup \partial^F M$ and $\text{int}(\Sigma) \subset \partial^F M \cup \text{int}(M)$. Thus, when Σ is almost properly embedded, we allow interior points of Σ to contact the faces of M and we allow face points of Σ to contact the edge of M .

In Section 3, we define free boundary minimal hypersurfaces in a locally wedge-shaped manifold M . The definition requires some care since we would like to include classical properly embedded free boundary hypersurfaces without edges, while also obtaining a closed condition. Assume $\Sigma^n \subset M^{n+1}$ is an almost properly embedded locally wedge-shaped hypersurface. We define a class of vector fields $\mathfrak{X}(M, \Sigma)$ depending on both M and Σ . This class has the property that for any X in $\mathfrak{X}(M, \Sigma)$, the flow of X preserves the almost proper embeddedness of Σ for a short time. Moreover, vector fields in $\mathfrak{X}(M, \Sigma)$ are allowed to push interior points of Σ off the faces of M and to push face points of Σ off the edge of M . We then say Σ is a free boundary minimal hypersurface if the first variation of area vanishes for all vector fields in $\mathfrak{X}(M, \Sigma)$. This turns out to be equivalent to asking that the mean curvature of Σ vanishes at all points $p \in \text{int}(\Sigma)$ and that the unit co-normal η to Σ is perpendicular to at least one face of M at all points in $\partial^F \Sigma$. In Figure 2(A), Σ is properly embedded with

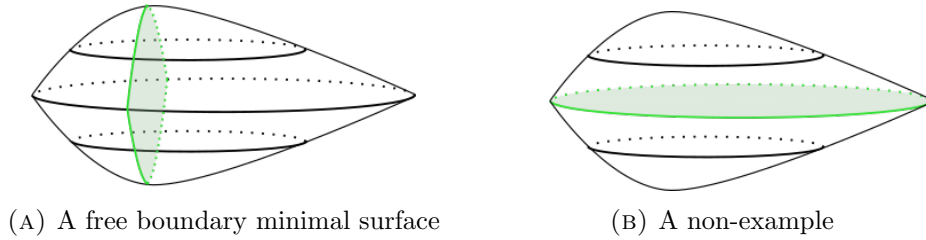


FIGURE 2

two edge points. This surface Σ is a free boundary minimal hypersurface since the mean curvature vanishes in the interior and the outward unit co-normal $\eta(p)$ is perpendicular to at least one face of M at all $p \in \partial^F \Sigma$. In Figure 2(B), Σ is almost properly embedded but not properly embedded. This surface Σ is not a free boundary minimal surface according to our definition since the outward unit co-normal along the face of Σ is not perpendicular to either face of M .

The regularity of free boundary minimal hypersurfaces in a locally wedge-shaped domain seems to be a delicate issue. By analogy with the Neumann problem for the laplacian in a wedge, we expect the optimal regularity of a free boundary minimal hypersurface $\Sigma^n \subset M^{n+1}$ is only $C^{1,\alpha}$ along the edge of Σ , even in the area minimizing case. Because this paper deals with curvature estimates, we will always assume a priori that our free boundary minimal hypersurfaces are smooth away from the edge and at least $C^{1,1}$ up to

and including the edge. In particular, if on each connected component $\partial_i^E M$ of $\partial^E M$, either

$$(\dagger) \quad \theta(p) < \frac{\pi}{2} \text{ for all } p \in \partial_i^E M; \text{ or}$$

$$(\ddagger) \quad \theta(p) \equiv \frac{\pi}{2} \text{ and } A_{\partial^+ M}(\eta_+, v) = A_{\partial^- M}(\eta_-, v) \text{ for all } p \in \partial_i^E M, v \in T_p(\partial^E M),$$

where $A_{\partial^\pm M}$ is the second fundamental form (with respect to the inward unit normal) of the two faces $\partial^\pm M$ of M meeting along $\partial_i^E M$, and η_\pm is the outward unit co-normal of $\partial^\pm M$ along $\partial^E M$. Then we show in another paper ([18, Theorem 2.17]) that the regularity of free boundary minimal hypersurfaces can be upgraded to $C^{2,\alpha}$ up to and including the edge so that this priori $C^{1,1}$ regularity assumption is automatically satisfied. Indeed, the elliptic estimates ([18, Appendix C]) are also needed to obtain the curvature estimates in the final blow-up argument.

We can now state our main results. For simplicity, we often abbreviate ‘free boundary minimal hypersurfaces’ as ‘FBMHs’. The first is a compactness theorem for locally wedge-shaped free boundary minimal hypersurfaces with bounded curvature and area.

Theorem 1.1. *Let M^{n+1} be a locally wedge-shaped Riemannian manifold. Let $\{\Sigma_i^n\}_{i \in \mathbb{N}} \subset M^{n+1}$ be a sequence of $C^{1,1}$ -to-edge almost properly embedded, locally wedge-shaped, FBMHs so that*

$$\sup_i \text{Area}(\Sigma_i) \leq C \quad \text{and} \quad \sup_i \sup_{\Sigma_i} |A_{\Sigma_i}| \leq C$$

for some constant $C > 0$. Then after passing to a subsequence, Σ_i converges $C^{1,\alpha}$ -to-edge ($\forall \alpha \in (0,1)$), C^∞ away from the edge, locally uniformly to an almost properly embedded $C^{1,1}$ -to-edge locally wedge-shaped hypersurface $\Sigma \subset M$ (with multiplicity) which is also minimal in M with free boundary.

The second main result is a Bernstein-type theorem which says that stable locally wedge-shaped FBMHs inside a Euclidean wedge with Euclidean volume growth must be planes. See Section 3 for a discussion of stability in our setting. Here we obtain a stronger result when the wedge angle θ is no more than $\pi/2$. Because global reflection arguments are no longer available, our strategy is to directly follow Schoen-Simon-Yau’s original proof in a wedge. We then use local reflection arguments to show that the extra boundary terms appearing in the formulas actually vanish.

Theorem 1.2. *Fix a dimension $3 \leq n+1 \leq 6$ and let Ω^{n+1} be an $(n+1)$ -dimensional wedge domain in \mathbb{R}^{n+1} with wedge angle $\theta \leq \pi/2$. Assume that Σ is a 2-sided $C^{1,1}$ -to-edge almost properly embedded FBMH in Ω which is stable according to Definition 3.11. Further assume that Σ has Euclidean volume growth: there is a constant $C > 0$ such that*

$$\mathcal{H}^n(\Sigma \cap \mathbb{B}_r^{n+1}(0)) \leq Cr^n$$

for all $r > 0$. Then $\Sigma = \Omega \cap P$ where $P \subset \mathbb{R}^{n+1}$ is an n -plane. If $\theta > \pi/2$, the conclusion still holds provided we assume that Σ is properly embedded.

Finally, combining the above two theorems with a blowup argument, we conclude a curvature estimate for locally wedge-shaped stable FBMHs as a main application. As in [19], this curvature estimate is an essential ingredient in the min-max construction for FBMHs within locally wedge-shaped Riemannian manifolds developed later by the two authors in [18].

Theorem 1.3. *Let $3 \leq n+1 \leq 6$, and let $M^{n+1} \subset \mathbb{R}^L$ be a locally wedge-shaped Riemannian manifold (with induced metric) satisfying (\dagger) or (\ddagger) . There is an $r_0 > 0$ such that the following holds. Suppose $p \in \partial^E M$, $r \in (0, r_0)$, and $\Sigma \subset M \cap \mathbb{B}_r^L(p)$ is an almost properly embedded, $C^{1,1}$ -to-edge locally wedge-shaped, stable FBMH so that $\text{Area}(\Sigma \cap \mathbb{B}_r^L(p)) \leq C_1$. Then*

$$\sup_{x \in \Sigma \cap \mathbb{B}_{r/2}^L(p)} |A_\Sigma|(x) \leq C_2,$$

where $C_2 = C_2(C_1, M) > 0$.

Remark 1.4. By [18, Theorem 2.17] and $(\dagger)(\ddagger)$, the a priori $C^{1,1}$ regularity can be weakened to $C^{1,\alpha}$. We also note that, in the area minimizing case, Li [12] proved curvature estimates in more general Riemannian polyhedra. Our result can be seen as answering, in a certain sense, [12, Remark 3.9] about curvature estimates in the stable case, at least for locally wedge-shaped domains. The key point is that in an acute wedge domain $\Omega = W \times \mathbb{R}$ where $W = \{(r, \theta) : r \geq 0, \theta \in (-\theta_0/2, \theta_0/2)\}$, the potentially troublesome vertical plane $\Sigma = \{\theta = \theta_1\}$ does not qualify as stationary according to our definitions.

1.1. Organization. The remainder of the paper is organized as follows. In Section 2, we formally define locally wedge-shaped manifolds and locally wedge-shaped submanifolds. In Section 3, we discuss the first and second variation of area for locally wedge-shaped submanifolds and define locally wedge-shaped free boundary minimal hypersurfaces. In Section 4, we prove Theorem 1.1 on the compactness of locally wedge-shaped FBMHs with controlled area and curvature. In Section 5 we prove the Bernstein-type result (Theorem 1.2). Finally in Section 6, we prove Theorem 1.3 regarding the curvature estimates for stable locally wedge-shaped FBMHs.

Acknowledgements. The authors would like to thank Professor Xin Zhou for suggesting the problem and for many helpful discussions. The second author also would like to thank Professor Gang Tian for his constant encouragement, and thank Professor Xin Zhou and Cornell University for their hospitality. The second author is partially supported by China Postdoctoral Science Foundation 2022M722844.

2. PRELIMINARY

In this section, we introduce the definition of *locally wedge-shaped manifolds* and *almost properly embedded locally wedge-shaped hypersurfaces*. To begin with, let us fix some notation in the Euclidean space, which is partially borrowed from [4].

2.1. Wedge domains. Let H_+^m and H_-^m be two closed half spaces in \mathbb{R}^m , where $m \in \{2, 3, \dots\}$. Then we say

$$\Omega^m = H_+^m \cap H_-^m$$

is an m -dimensional *wedge domain* if it has non-empty interior. By rotating, we can always write Ω^m in the form of

$$(2.1) \quad \begin{aligned} \Omega^m &= \Omega_\theta^2 \times \mathbb{R}^{m-2} \\ &= \text{Clos} \left(\{(x_1, \dots, x_m) \in \mathbb{R}^m : x_1 > 0, x_2 \in (\tan(-\theta/2)x_1, \tan(\theta/2)x_1)\} \right), \end{aligned}$$

where $\theta \in (0, \pi]$ is called the *wedge angle* of Ω^m . We also use the notation Ω_θ^m to emphasize its angle. In particular, if $\theta = \pi$, then $\Omega_\pi^m = \{(x_1, \dots, x_m) \in \mathbb{R}^m : x_1 \geq 0\}$ is a half space, and we call Ω_π^m a *trivial* wedge domain.

For a non-trivial wedge domain Ω_θ^m , i.e. $0 < \theta < \pi$, we define the following *vertical* half hyperplanes in Ω_θ^m :

$$(2.2) \quad P_\alpha^{m-1} := \{(x_1, x_2, \dots, x_m) \in \mathbb{R}^m : x_1 \geq 0, x_2 = \tan(\alpha)x_1\},$$

$$(2.3) \quad \partial^\pm \Omega_\theta^m = P_{\pm \frac{\theta}{2}}^{m-1},$$

where $\alpha \in [-\theta/2, \theta/2]$. Without loss of generality, we assume $\partial^\pm \Omega^m \subset \partial H_\pm^m$. Moreover, we define the *horizontal* hyperplanes of $\Omega^m = \Omega_\theta^2 \times \mathbb{R}^{n-2}$ by

$$(2.4) \quad \mathcal{P}_{\Omega^m} := \{\mathbb{R}^2 \times W^{m-3} : \Omega_\theta^2 \subset \mathbb{R}^2, W^{m-3} \text{ is an } (m-3)\text{-subspace of } \mathbb{R}^{m-2}\}.$$

Definition 2.1 (Stratification). For an m -dimensional wedge domain $\Omega = \Omega_\theta^m := \Omega_\theta^2 \times \mathbb{R}^{m-2}$ with $\theta \in (0, \pi]$, define the stratification $\partial_{m-2}\Omega \subset \partial_{m-1}\Omega \subset \partial_m\Omega$ of Ω by

$$\partial_m\Omega := \Omega, \quad \partial_{m-1}\Omega := \partial\Omega, \quad \partial_{m-2}\Omega := \begin{cases} \{0\} \times \mathbb{R}^{m-2}, & \theta \in (0, \pi), \\ \emptyset, & \theta = \pi. \end{cases}$$

Then we define

- $\text{int}(\Omega) := \partial_m\Omega \setminus \partial_{m-1}\Omega$ to be the *interior* of Ω ;
- $\partial^F\Omega := \partial_{m-1}\Omega \setminus \partial_{m-2}\Omega$ to be the *face* of Ω ;
- $\partial^E\Omega := \partial_{m-2}\Omega$ to be the *edge* of Ω .

Note that the edge $\partial^E\Omega_\theta^m$ is empty if and only if Ω_θ^m is a trivial wedge domain, i.e. $\theta = \pi$. Additionally, the tangent space $T_x\Omega^m$ of Ω^m at x is given by

$$T_x\Omega^m = \begin{cases} \mathbb{R}^m, & x \in \text{int}(\Omega^m), \\ H_\pm^m, & x \in \partial^F\Omega^m \cap H_\pm^m, \\ \Omega^m, & x \in \partial^E\Omega^m. \end{cases}$$

2.2. Locally wedge-shaped manifolds. In this subsection, we introduce the notations for manifolds that are locally modeled by wedge domains. For simplicity, we denote by $\mathbb{B}_r^L(p)$ the L -dimensional Euclidean open ball, and denote by 0^m the origin in \mathbb{R}^m .

Definition 2.2 (Locally wedge-shaped manifolds). Let $m, L \in \{2, 3, \dots\}$, and $M^m \subset \mathbb{R}^L$ be a (compact) m -dimensional manifold with (possibly empty) boundary ∂M . Then we say M is a *locally wedge-shaped m -manifold* if for any $p \in M$, there exist $R = R(p) > 0$ and a diffeomorphism $\phi = \phi_p : \mathbb{B}_R^L(0) \rightarrow \mathbb{B}_R^L(p)$ so that

- (i) $\phi(0) = p$ and the tangent map $(D\phi)_0 \in O(L)$ is an orthogonal transformation;
- (ii) $\phi((\Omega \times 0^{L-m}) \cap \mathbb{B}_R^L(0)) = M \cap \mathbb{B}_R^L(p)$, where

$$\Omega = \Omega(p) = \begin{cases} \mathbb{R}^m, & p \in \text{int}(M), \\ \text{an } m\text{-dimensional wedge domain } \Omega_\theta^m(p), & p \in \partial M, \end{cases}$$

for some $\theta = \theta(p) \in (0, \pi]$.

We call $(\phi, \mathbb{B}_R^L(p), \Omega)$ a *local model* of M around p , and call θ the *wedge angle* of M at $p \in \partial M$. Additionally, given $l \in \mathbb{Z}_+$ and $\alpha \in (0, 1]$, if for any $p \in \partial M$ with $0 < \theta(p) < \pi$, ϕ_p is globally a $C^{l,\alpha}$ -diffeomorphism, and is a C^∞ -diffeomorphism in $(\mathbb{R}^m \times \{0^{L-m}\}) \setminus \partial^E\Omega(p)$, then we say M is a $C^{l,\alpha}$ -*to-edge* locally wedge-shaped m -manifold.

Remark 2.3. In general, we equip M with a Riemannian metric g_M induced from the Euclidean metric g_0 in \mathbb{R}^L . Then by (i) in the above definition, $\theta = \theta(p)$ is also the *intrinsic* wedge angle of M at $p \in \partial M$, which does not depend on the choice of the local model.

For a compact ($C^{l,\alpha}$ -to-edge) locally wedge-shaped manifold $M^m \subset \mathbb{R}^L$, we can have the following observations from Definition 2.2. Firstly, we see ∂M is smooth at p (in the usual sense) if and only if $\theta(p) = \pi$. Then we can claim that

$$(2.5) \quad \{p \in \partial M : \theta(p) \neq \pi\} \text{ is a closed } C^{l,\alpha} \text{ embedded } (m-2)\text{-submanifold,}$$

and thus $\mathcal{H}^{m-1}(\{p \in \partial M : \theta(p) \neq \pi\}) = 0$. Indeed, take any $p \in \partial M$ with a local model $(\phi, \mathbb{B}_R^L(p), \Omega)$. If $\theta(p) = \pi$, then by definition, $\partial M \cap \mathbb{B}_R^L(p)$ is diffeomorphic to an $(m-1)$ -plane $\partial\Omega_\pi^m$, which implies the smoothness of $\partial M \cap \mathbb{B}_R^L(p)$. Hence, $\theta(q) = \pi$ for all $q \in \partial M \cap \mathbb{B}_R^L(p)$, and thus $\{p \in \partial M : \theta(p) = \pi\}$ is an open subset of ∂M . On the other hand, if $\theta(p) < \pi$, then we have $\theta(q) < \pi$ for $q \in \phi(\partial^E\Omega \cap \mathbb{B}_R^L(0))$ and $\theta(q) = \pi$ for $q \in \phi(\partial^F\Omega \cap \mathbb{B}_R^L(0))$ since a non-trivial wedge domain can not be C^1 -diffeomorphic to a half-space. Therefore, $\{p \in \partial M : \theta(p) \neq \pi\}$ is compact and locally $C^{l,\alpha}$ diffeomorphic to $\partial_{m-2}\Omega \cong \mathbb{R}^{m-2}$, which gives the claim.

Additionally, the local model $(\phi, \mathbb{B}_R^L(p), \Omega)$ of M^m around $p \in \partial M$ also gives us a local extension of M . To be exact, define a $C^{l,\alpha}$ embedded m -manifold $\widetilde{M}_{p,R} \subset \mathbb{B}_R^L(p)$ by

$$(2.6) \quad \widetilde{M}_{p,R} := \phi((\mathbb{R}^m \times 0^{L-m}) \cap \mathbb{B}_R^L(0)),$$

where $\mathbb{R}^m \supseteq \Omega$. Then we see $M_{p,R} := M \cap \mathbb{B}_R^L(p)$ is a wedge-shaped domain in $\widetilde{M}_{p,R}$. Moreover, we define the following notations for simplicity:

- $\partial^\pm M_{p,r} := \phi((\partial^\pm \Omega_\theta^m(p) \times 0^{L-m}) \cap \mathbb{B}_R^L(0))$;
- $\widetilde{M}_{p,r}^\pm := \phi((H_\pm^m \times 0^{L-m}) \cap \mathbb{B}_R^L(0))$;
- $\partial \widetilde{M}_{p,r}^\pm := \phi((\partial H_\pm^m \times 0^{L-m}) \cap \mathbb{B}_R^L(0))$.

Note $\widetilde{M}_{p,r}^\pm$ is an extension of $M_{p,r}$ across $\partial^\mp M_{p,r}$, and $\partial \widetilde{M}_{p,r}^\pm$ is an extension of $\partial^\pm M_{p,r}$. See Figure 3.

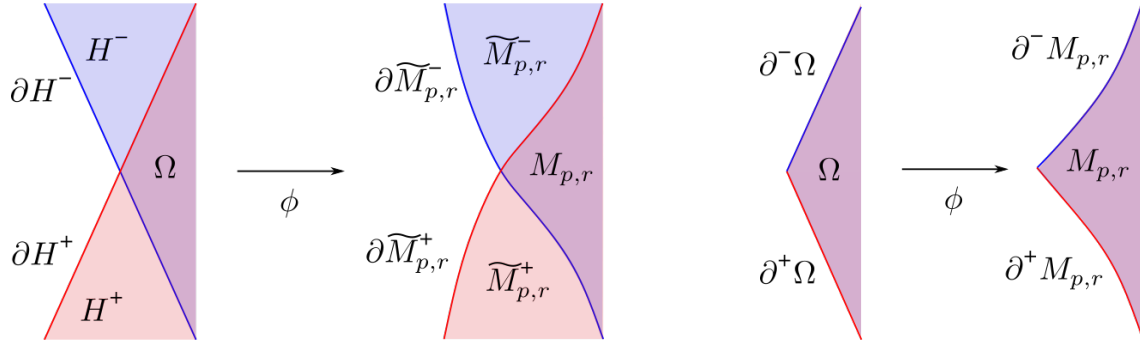


FIGURE 3. Local Extensions of M

Similar to Definition 2.1, a locally wedge-shaped manifold can be stratified using its local models.

Definition 2.4. Let $M^m \subset \mathbb{R}^L$ be a compact locally wedge-shaped m -manifold. Define the stratification $\partial_{m-2}M \subset \partial_{m-1}M \subset \partial_m M$ of M by

$$\partial_m M := M, \quad \partial_{m-1} M := \partial M, \quad \partial_{m-2} M := \cup_{p \in \partial M} \phi_p((\partial_{m-2}\Omega_\theta^m(p) \times 0^{L-m}) \cap \mathbb{B}_R^L(0)),$$

where $(\phi_p, \mathbb{B}_R^L(p), \Omega_\theta^m(p))$ is the local model of M around p . Moreover, define

- $\text{int}(M) := \partial_m M \setminus \partial_{m-1} M$ to be the *interior* of M ;

- $\partial^F M := \partial_{m-1} M \setminus \partial_{m-2} M$ to be the *face* of M ;
- $\partial^E M := \partial_{m-2} M$ to be the *edge* of M .

Note $\partial_{m-2} M^m = \partial^E M = \{p \in \partial M : \text{the wedge angle } \theta(p) \in (0, \pi)\}$ is a closed $C^{l,\alpha}$ embedded $(m-2)$ -submanifold by definitions and (2.5). Hence, the term ‘ $C^{l,\alpha}$ -to-edge’ in Definition 2.2 simply means M is $C^{l,\alpha}$ near the edge and C^∞ away from the edge.

Additionally, for $p \in \partial^E M^m$ with local model $(\phi, \mathbb{B}_R^L(p), \Omega)$, we have $T_p M = (D\phi)_0(T_0\Omega \times 0^{L-m})$. Then we further define the *vertical* half-hyperplanes in $T_p M$ by

$$(2.7) \quad P_\alpha(p) := (D\phi)_0(P_\alpha^{m-1} \times 0^{L-m}), \quad \text{for } \alpha \in [-\theta/2, \theta/2] \text{ and } P_\alpha^{m-1} \text{ given by (2.2),}$$

and define the set of *horizontal* hyperplanes of $T_p M$ (in $T_p \widetilde{M}_{p,R}$) by

$$(2.8) \quad \mathcal{P}_{T_p M} := \{(D\phi)_0(P \times 0^{L-m}) : P \in \mathcal{P}_{T_0\Omega}\}.$$

For any $P \in \mathcal{P}_{T_p M}$, we call $P \cap T_p M$ a *horizontal wedge domain* in $T_p M$.

2.3. Almost properly embedded locally wedge-shaped hypersurfaces. Using the local model structure, we can define submanifolds with a certain regularity in locally wedge-shaped manifolds.

Definition 2.5 (Locally wedge-shaped submanifolds). Let N^n and M^{n+k} be two locally wedge-shaped manifolds in \mathbb{R}^L with $k \geq 0$. Then we say N^n is an embedded *locally wedge-shaped n -submanifold* of M^{n+k} , if

- (i) $N \subset M$;
- (ii) for any $p \in N$, there exist local models $(\psi, \mathbb{B}_R^L(p), \Omega_N)$ and $(\phi, \mathbb{B}_R^L(p), \Omega_M)$ of N and M around p respectively so that the associated local extension (given by (2.6)) $\widetilde{N}_{p,R}$ is embedded in $\widetilde{M}_{p,R}$.

Additionally, for $l \geq 1$ and $\alpha \in (0, 1]$, if N is $C^{l,\alpha}$ -to-edge, $\widetilde{N}_{p,R}$ is $C^{l,\alpha}$ -embedded in $\widetilde{M}_{p,R}$ and the embedding is C^∞ away from $\partial^E N$, then we say N is an *$C^{l,\alpha}$ -to-edge* embedded locally wedge-shaped n -submanifold.

In particular, if $k = 0$, then we say N is a *locally wedge-shaped domain* of M ; if $k = 1$, then we say N is a ($C^{l,\alpha}$ -to-edge) *locally wedge-shaped hypersurface* of M .

Unless otherwise stated, the ambient manifold M is always assumed to be C^∞ -to-edge, while the submanifold is $C^{1,1}$ -to-edge. This is because the $C^{1,1}$ -regularity is a necessary condition to get bounded curvature, and the optimal elliptic regularity in a general wedge domain is only $C^{1,\alpha}$ (cf. [17]).

Using the stratification of locally wedge-shaped manifolds, we now introduce the definition of almost properly embedding, which is generalized from [14, Definition 2.6].

Definition 2.6 (Almost properly embedding). Let $M^{n+1} \subset \mathbb{R}^L$ be a locally wedge-shaped $(n+1)$ -manifold, and $\Sigma^n \subset M$ be a locally wedge-shaped hypersurface in M . We say Σ is *almost properly embedded* in M , denoted by $(\Sigma, \{\partial_m \Sigma\}) \subset (M, \{\partial_{m+1} M\})$, if

$$\partial_m \Sigma \subset \partial_{m+1} M, \quad \forall m \in \{n-2, n-1, n\}.$$

In particular, if $\partial^F \Sigma = \partial^F M \cap \Sigma$ and $\partial^E \Sigma = \partial^E M \cap \Sigma$, then we say $(\Sigma, \{\partial_m \Sigma\}) \subset (M, \{\partial_{m+1} M\})$ is *properly embedded*.

One can easily verify that a compact manifold with smooth boundary is a locally wedge-shaped manifold (modeled by trivial wedge domains), and thus the above definition is a generalization of [14, Definition 2.6]. Additionally, we make the following remark:

Remark 2.7. In [4, Section 9], Edelen-Li used $C^{1,\alpha}$ -graphs over some horizontal hyperplane to define the regular set of a 1-codimension integral current, which implies the $C^{1,\alpha}$ -to-edge properly embeddedness in the sense of Definition 2.6.

Although the free boundary area minimizers are proved to be *properly* embedded in [4], we generally can not expect such properness to hold after taking limits due to the *touching phenomenon*. Namely, for $(\Sigma, \{\partial_m \Sigma\}) \subset (M, \{\partial_{m+1} M\})$, $\text{int}(\Sigma)$ can touch $\partial^F M$ tangentially, and $\partial^F \Sigma$ can touch $\partial^E M$ tangentially. Therefore, to show a curvature estimate and the compactness theorem, we need to treat the touching set carefully.

Specifically, consider an almost properly embedded locally wedge-shaped hypersurface $(\Sigma, \{\partial_m \Sigma\}) \subset (M, \{\partial_{m+1} M\})$. It is simple to check that $T_p \Sigma$ is almost properly embedded in $T_p M$. Hence, we have

$$\text{int}(\Sigma) \subset \text{int}(M) \cup \partial^F M \quad \text{and} \quad \partial^F \Sigma \subset \partial^F M \cup \partial^E M.$$

We call

- $p \in \text{int}(\Sigma) \cap \partial^F M$ a *false boundary point* of Σ ; and
- $p \in \partial^F \Sigma \cap \partial^E M$ a *false edge point* of Σ ,

which together form the *touching set* of Σ .

For simplicity, denote by

$$(2.9) \quad \partial^{FF} \Sigma := \partial^F \Sigma \cap \partial^F M \quad \text{and} \quad \partial^{FE} \Sigma := \partial^F \Sigma \cap \partial^E M,$$

the face of Σ on $\partial^F M$ and $\partial^E M$ respectively. Then for any $p \in \Sigma \cap \partial^E M = \partial^E \Sigma \cup \partial^{FE} \Sigma$,

$$(2.10) \quad \begin{aligned} p \in \partial^E \Sigma &\Leftrightarrow (T_p \Sigma, \{\partial_i T_p \Sigma\}) \subset (T_p M, \{\partial_{i+1} T_p M\}) \text{ is a non-trivial wedge domain;} \\ p \in \partial^{FE} \Sigma &\Leftrightarrow T_p \Sigma = P_\alpha(p) \text{ for some } \alpha \in [-\theta/2, \theta/2], \end{aligned}$$

where $\theta = \theta(p)$ is the wedge angle of M at p , and $P_\alpha(p)$ is given by (2.7).

3. VARIATIONS IN LOCALLY WEDGE-SHAPED MANIFOLDS

In the rest of this paper, we always denote by (M^{n+1}, g_M) a $(C^\infty\text{-to-edge})$ locally wedge-shaped Riemannian $(n+1)$ -manifold in some \mathbb{R}^L with the induced metric.

We say X is a smooth vector field on M^{n+1} if for any $p \in M$ there is a local model $(\phi, \mathbb{B}_R^L(p), \Omega)$ and a smooth vector field $\tilde{X} \in \mathfrak{X}((\mathbb{R}^{n+1} \times 0^{L-(n+1)}) \cap \mathbb{B}_R^L(0))$ so that

- $\tilde{X}(x) \in T_x \Omega$ for all $x \in \Omega$,
- $X \lrcorner (M \cap \mathbb{B}_R^L(p)) = D\phi(\tilde{X}) \lrcorner (M \cap \mathbb{B}_R^L(p))$.

Denote by $\mathfrak{X}(M)$ the set of smooth vector fields on M .

Note $X \in \mathfrak{X}(M)$ if and only if for all $p \in M$, $X(p) \in T_p M$ and X locally admits a smooth extension in $\widetilde{M}_{p,R}$. We define

$$\mathfrak{X}_{\text{tan}}(M) := \{X \in \mathfrak{X}(M) : X(q) \in T_q \partial_i M, \forall p \in \partial_i M, i \in \{n-1, n, n+1\}\}$$

to be the set of vector fields $X \in \mathfrak{X}(M)$ whose flow preserves the stratification of M .

3.1. First variation for varifolds. Recall that the first variation of area for a varifold V along the flow of a vector field X is given by

$$(3.1) \quad \delta V(X) = \int \text{div}_S X(p) dV(p, S).$$

Definition 3.1. A varifold $V \in \mathcal{V}_n(M)$ is called *stationary with free boundary* if $\delta V(X) = 0$ for all $X \in \mathfrak{X}_{\text{tan}}(M)$. More generally, if U is a relatively open subset of M then V is called *stationary with free boundary in U* if $\delta V(X) = 0$ for all $X \in \mathfrak{X}_{\text{tan}}(M)$ with compact support in U .

Next, we record the monotonicity formula for stationary varifolds with free boundary in a locally wedge-shaped manifold $(M, \{\partial_{m+1}M\})$.

Proposition 3.2 (Monotonicity Formula). *Let $(M, \{\partial_{m+1}M\})$ be a locally wedge-shaped manifold, and assume that $V \in \mathcal{V}_n(M)$ is stationary with free boundary in M . Then there are constants $C_M > 0$ and $r_0 > 0$, depending only on M , such that for all $p \in \partial^E M$ and all $0 < s < t < r_0$ we have*

$$\frac{\|V\|(\mathbb{B}_s^L(p))}{s^n} \leq C_M \frac{\|V\|(\mathbb{B}_t^L(p))}{t^n}.$$

The monotonicity formula is well-known at interior and faces points of M . The proof when $p \in \partial^E M$ uses arguments similar to those in Edelen-Li [4]. For the sake of completeness, we include a detailed proof in Appendix A. Additionally, it should be noted that the monotonicity formula is also valid for stationary varifolds in arbitrary codimension with free boundary.

3.2. First variation for locally wedge-shaped hypersurfaces. We now return to the setting of almost properly embedded locally wedge-shaped hypersurfaces. We would like to introduce a variational problem for which:

- FBMHs $(\Sigma, \{\partial_m \Sigma\})$ properly embedded in $(M, \{\partial_{m+1}M\})$ are solutions;
- hypersurfaces $(\Sigma, \{\partial_m \Sigma\})$ for which $\partial \Sigma \subset \partial^E M$ but which do not meet either face of M orthogonally are not solutions;
- the space of solutions is closed.

This requires carefully designing a space of vector fields that are admissible for use in the first variation formula.

Definition 3.3. Let $(\Sigma, \{\partial_m \Sigma\}) \subset (M, \{\partial_{m+1}M\})$ be an almost properly embedded locally wedge-shaped hypersurface. We let $\mathfrak{X}(M, \Sigma)$ denote the space of vector fields $X \in \mathfrak{X}(M)$ such that

- (i) $X(p) \in T_p M$ for all $p \in M$;
- (ii) for all $p \in \partial^E \Sigma$ there exists an $r > 0$ such that $X(q) \in T_q \partial^E M$ for all $q \in \mathbb{B}_r^L(p) \cap \partial^E M$;
- (iii) for all $p \in \text{Clos}(\partial^{FF} \Sigma)$ there exists an $r > 0$ such that $X(q) \in T_q \partial M$ for all $q \in \mathbb{B}_r^L(p) \cap \partial M$;
- (iv) for all $p \in \partial^F \Sigma \setminus \text{Clos}(\partial^{FF} \Sigma)$ there exists $r > 0$ such that $\partial^F \Sigma \cap \mathbb{B}_r^L(p) \subset \partial^E M$ and if $T_p \Sigma = P_\alpha(p)$ (see (2.10)) then $X_\perp(\mathbb{B}_r^L(p) \cap M) = \tilde{X}_\perp M$ for some

$$\tilde{X} \in \begin{cases} \mathfrak{X}_{\text{tan}}(\tilde{M}_{p,r}^+) & \text{if } \alpha < 0, \\ \mathfrak{X}_{\text{tan}}(\tilde{M}_{p,r}^-) & \text{if } \alpha > 0, \\ \mathfrak{X}_{\text{tan}}(\tilde{M}_{p,r}^+) \cup \mathfrak{X}_{\text{tan}}(\tilde{M}_{p,r}^-) & \text{if } \alpha = 0. \end{cases}$$

We make some comments on the definition. Condition (i) is imposed to ensure that the flow of X sends M into M . Conditions (ii) and (iii) are designed to ensure that the flow preserves the almost proper embeddedness of $(\Sigma, \{\partial_m \Sigma\})$. Note that admissible vector fields X are allowed to push interior points of Σ lying on a face of M into the interior of M .

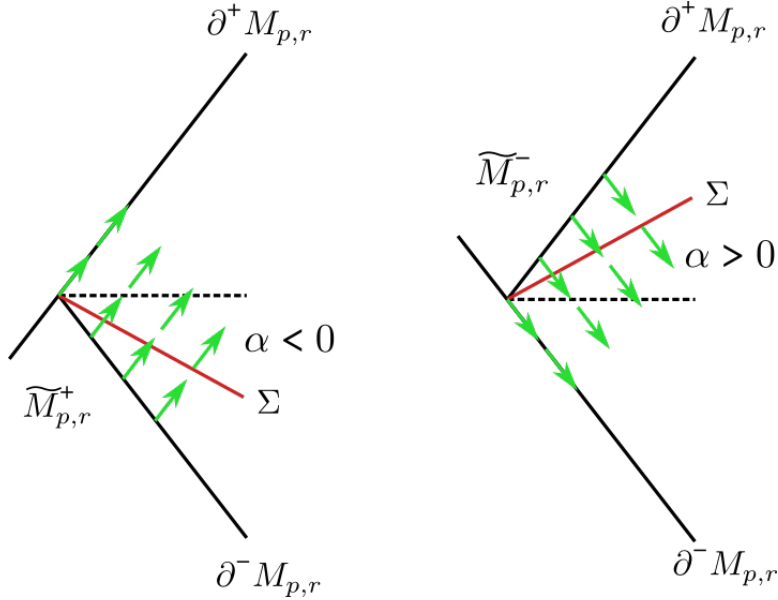


FIGURE 4. Admissible Variations

Condition (iv) is designed to likewise allow admissible vector fields to push face points of Σ lying on the edge of M into a face of M . Figure 4 illustrates the type of variations allowed by condition (iv). The reader should imagine that both pictures extend out of the page so that the face of Σ is contained in the edge of M . Note how the flow of X pushes the face of Σ off the edge of M and into a face of M , with the choice of face depending on the angle α .

Remark 3.4. The space $\mathfrak{X}(M, \Sigma)$ is always non-empty since it at least contains $\mathfrak{X}_{\text{tan}}(M)$. Also note that if $X \in \mathfrak{X}(M, \Sigma)$ then it is not in general true that $-X \in \mathfrak{X}(M, \Sigma)$.

Proposition 3.5. *Assume that $(\Sigma, \{\partial_m \Sigma\}) \subset (M, \{\partial_{m+1} M\})$ is almost properly embedded and that $X \in \mathfrak{X}(M, \Sigma)$. Let $\{f_t\}$ be the 1-parameter family of diffeomorphisms generated by X . Then $(f_t(\Sigma), \{\partial_m f_t(\Sigma)\}) \subset (M, \{\partial_{m+1} M\})$ is almost properly embedded for $t \geq 0$ small enough.*

Proof. For all $t \geq 0$, it is clear that $f_t(\Sigma)$ is still a locally wedge-shaped manifold and that $\partial_m f_t(\Sigma) = f_t(\partial_m \Sigma)$ for $m = n - 2, n - 1, n$. Condition (i) implies that $f_t(M) \subset M$ for all $t \geq 0$, and thus $f_t(\Sigma)$ is still a locally wedge-shaped hypersurface in M . Condition (ii) ensures that $f_t(\partial_{n-2} \Sigma) \subset \partial_{n-1} M$ for small enough $t \geq 0$. Condition (iii) ensures that $f_t(\text{Clos}(\partial^{FF} \Sigma)) \subset \partial_n M$ for $t \geq 0$ small enough. Finally for each $p \in \partial^F \Sigma \setminus \text{Clos}(\partial^{FF} \Sigma)$ there is a small number $r > 0$ for which $\partial^F \Sigma \cap \mathbb{B}_r^L(p) \subset \partial^E M$. Therefore conditions (i) and (iv) ensure that, shrinking r if necessary, $f_t(\partial^F \Sigma \cap \mathbb{B}_r^L(p))$ is either contained in $\partial^+ M_{p,r}$ or $\partial^- M_{p,r}$ for $t \geq 0$ sufficiently small. Combined with the previous observations, it follows that $\partial_{n-1} \Sigma \subset \partial_n M$ for sufficiently small $t \geq 0$. Thus $(f_t(\Sigma), \{\partial_m f_t(\Sigma)\})$ remains almost properly embedded for some short time. \square

Next, we consider the associated variational problem. According to the first variation formula for the mass of varifolds, one has

$$\delta \Sigma(X) = \int_{\Sigma} \text{div}_{T_p \Sigma} X$$

for any smooth vector field X . Since Σ is a locally wedge-shaped manifold, Stokes' theorem implies that the first variation formula can be re-written as

$$(3.2) \quad \delta\Sigma(X) = - \int_{\Sigma} \langle H_{\Sigma}, X \rangle + \int_{\partial^F \Sigma} \langle \eta, X \rangle,$$

where η denotes the unit outward co-normal along $\partial^F \Sigma$.

Definition 3.6. We say that an almost properly embedded locally wedge-shaped hypersurface $(\Sigma, \{\partial_m \Sigma\}) \subset (M, \{\partial_{m+1} M\})$ is a *free boundary minimal hypersurface* (abbreviated by FBMH) provided $\delta\Sigma(X) = 0$ for all $X \in \mathfrak{X}(M, \Sigma)$.

Remark 3.7. Note that the space of admissible variations depends on both Σ and M .

Next, we characterize FBMHs $(\Sigma, \{\partial_m \Sigma\}) \subset (M, \{\partial_{m+1} M\})$ in terms of their mean curvature and the manner in which they contact ∂M .

Proposition 3.8. *An almost properly embedded hypersurface $(\Sigma^n, \{\partial_m \Sigma\})$ contained in $(M^{n+1}, \{\partial_{m+1} M\})$ is a FBMH if and only if the following three conditions hold:*

- (1) $H_{\Sigma} \equiv 0$ in $\text{int}(\Sigma) = \partial_n \Sigma \setminus \partial_{n-1} \Sigma$,
- (2) $\eta \perp \partial^F M$ on $\partial^{FF} \Sigma$,
- (3) $\eta \perp \partial^+ M_{p,r}$ or $\eta \perp \partial^- M_{p,r}$ at any $p \in \partial^{FE} \Sigma$.

Proof. First suppose that conditions (1)-(3) hold, and consider any $X \in \mathfrak{X}(M, \Sigma)$. Condition (1) implies that

$$\int_{\Sigma} \langle H_{\Sigma}, X \rangle = 0.$$

By condition (2) and part (iii) of Definition 3.3, one has $\langle X, \eta \rangle(p) = 0$ at all points $p \in \partial^F \Sigma \cap \text{Clos}(\partial^{FF} \Sigma)$. Finally, condition (3) implies that at any point $p \in \partial^F \Sigma \setminus \text{Clos}(\partial^{FF} \Sigma)$ there is an $r > 0$ and a choice of $\kappa \in \{\pm\}$ so that $\eta(q) \perp \partial^{\kappa} M_{p,r}$ for all $q \in \mathbb{B}_r^L(p) \cap \partial^F \Sigma$. Part (iv) of Definition 3.3 therefore implies that $\langle X, \eta \rangle(p) = 0$ at any such p . Combining these observations, it follows that

$$\int_{\partial^F \Sigma} \langle \eta, X \rangle = 0,$$

and therefore that $\delta\Sigma(X) = 0$.

Conversely, suppose that $\delta\Sigma(X) = 0$ for all $X \in \mathfrak{X}(M, \Sigma)$. Since

$$(\partial_n \Sigma \setminus \partial_{n-1} \Sigma) \cap \partial^E M = \emptyset,$$

it follows easily from the definition of $\mathfrak{X}(M, \Sigma)$ that $H_{\Sigma} \equiv 0$ on $\partial_n \Sigma \setminus \partial_{n-1} \Sigma$. Next, note that $\partial^{FF} \Sigma$ is open in $\partial^F \Sigma$. Therefore, the first variation formula and the definition of $\mathfrak{X}(M, \Sigma)$ imply that $\eta \perp \partial^F M$ along $\partial^{FF} \Sigma$, and so condition (2) holds. Note that, by the assumed regularity of Σ , this also implies that condition (3) holds at any point $p \in \partial^{FE} \Sigma \cap \text{Clos}(\partial^{FF} \Sigma)$.

Now observe that the set

$$S = \{p \in \partial^{FE} \Sigma \setminus \text{Clos}(\partial^{FF} \Sigma) : T_p \Sigma = P_{\alpha}(p) \text{ with } \alpha \neq 0\}$$

is also open in $\partial^F \Sigma$. By the first variation formula and part (iv) of Definition 3.3, it follows that condition (3) holds at all $p \in S$. It remains to consider the set

$$S_0 = \{p \in \partial^{FE} \Sigma \setminus \text{Clos}(\partial^{FF} \Sigma) : T_p \Sigma = P_{\alpha}(p) \text{ with } \alpha = 0\}.$$

Note that S_0 is closed in $\partial\Sigma$. Additionally, η is not perpendicular to either face of M along S_0 . By the first variation formula and part (iv) of Definition 3.3, it follows that the set S_0 has an empty interior in $\partial^F\Sigma$. In particular, this implies that $S_0 \subset \text{Clos}(\partial^F\Sigma \setminus S_0)$. Since we have already seen that η is perpendicular to at least one face of M at all points of $\partial^F\Sigma \setminus S_0$, the smoothness of Σ implies that in fact $S_0 = \emptyset$. Thus conditions (1)-(3) are satisfied. \square

Remark 3.9. Since $\theta(p) < \pi$ for $p \in \partial^E M$, the orthogonally meeting conditions (2)(3) in Proposition 3.8 indicate that for any $p \in \partial^{FE}\Sigma$, there exists $r > 0$ so that $\partial\Sigma \cap \mathbb{B}_r^L(p)$ is contained either in $\partial^+ M_{p,r}$ or $\partial^- M_{p,r}$, and $T_p\Sigma = P_{\pm(\theta(p)-\pi)/2}$ (see (2.10)). Additionally, if $p \in \partial^E\Sigma$, then (2) implies $T_p\Sigma = P \cap T_p M$ for some horizontal hyperplane $P \in \mathcal{P}_{T_p M}$.

3.3. Second variation for locally wedge-shaped hypersurfaces. Next, we investigate the stability of locally wedge-shaped hypersurfaces. Assume that $(\Sigma, \{\partial_m \Sigma\}) \subset (M, \{\partial_{m+1} M\})$ is an almost properly embedded locally wedge-shaped hypersurface. Suppose that Σ is two-sided so that it admits a continuous choice of normal vector ν .

Proposition 3.10. *Assume that Σ is a FBMH. Suppose that $X \in \mathfrak{X}(M, \Sigma)$ restricts to the vector field $f\nu$ on Σ . Then the second variation of area is given by*

$$\delta^2\Sigma(X) = \int_{\Sigma} |\nabla f|^2 - (|A|^2 - \text{Ric}^M(\nu, \nu))f^2 + \int_{\partial\Sigma} \langle \nabla_X X, \eta \rangle$$

where A denotes the second fundamental form of Σ and η is the unit outward co-normal along $\partial\Sigma$.

Proof. In general, the second variation is given by

$$\begin{aligned} \delta^2\Sigma(X) &= \int_{\Sigma} \text{div}_{T_p\Sigma}(\nabla_X X) + (\text{div}_{T_p\Sigma} X)^2 + |\nabla^\perp X|^2 \\ &\quad - \int_{\Sigma} \sum_{i=1}^n R^M(X, e_i, X, e_i) - \sum_{i,j=1}^n \langle \nabla_{e_i} X, e_j \rangle \langle \nabla_{e_j} X, e_i \rangle. \end{aligned}$$

See Section 9 of [22] for a proof when the ambient space is Euclidean. It is straightforward to compute that $|\nabla^\perp X|^2 = |\nabla f|^2$. Since Σ is a FBMH and X is normal, we have $\text{div}_{T_p\Sigma} X \equiv 0$. Again using that X is normal, we have

$$\sum_{i,j=1}^n \langle \nabla_{e_i} X, e_j \rangle \langle \nabla_{e_j} X, e_i \rangle = f^2 |A|^2, \quad \text{and} \quad \sum_{i=1}^n R^M(X, e_i, X, e_i) = f^2 \text{Ric}^M(\nu, \nu).$$

Finally, since Σ is a locally wedge-shaped manifold, we can integrate by parts to get

$$\int_{\Sigma} \text{div}_{T_p M}(\nabla_X X) = \int_{\partial\Sigma} \langle \nabla_X X, \eta \rangle.$$

Combining all of the above observations gives the desired formula. \square

Definition 3.11. Assume $(\Sigma, \{\partial_m \Sigma\}) \subset (M, \{\partial_{m+1} M\})$ is an almost properly embedded locally wedge-shaped hypersurface which is minimal with free boundary. Then we say Σ is *stable* provided Σ is two-sided and $\delta^2\Sigma(X) \geq 0$ for all $X = f\nu \in \mathfrak{X}(M, \Sigma)$. If U is a relatively open subset of M , then Σ is said to be *stable in U* provided $\delta^2\Sigma(X) \geq 0$ for all $X \in \mathfrak{X}(M, \Sigma)$ with compact support in U and Σ is 2-sided in U .

4. CONVERGENCE OF LOCALLY WEDGE-SHAPED FREE BOUNDARY MINIMAL HYPERSURFACES

In this section, we study the convergence of locally wedge-shaped FBMHs with uniformly bounded area and second fundamental form. Since the smooth convergence in $M \setminus \partial^E M$ has been investigated by Guang-Li-Zhou [6], we mainly focus on the points in $\partial^E M$. Although these results share the same spirit as [6, Section 6], the corresponding discussion will be more complicated due to the lack of Fermi coordinates.

To begin with, we review some basic facts on the local Riemannian geometry of a locally wedge-shaped manifold.

Lemma 4.1. *Let $M^{n+1} \subset \mathbb{R}^L$ be a locally wedge-shaped Riemannian manifold (with induced metric). Given $\epsilon > 0$, there exist $r_0 = r_0(\epsilon, M) > 0$ and $C_0 = C_0(M) > 0$ so that for any $p \in \partial^E M$ there is a local model $(\phi_p, \mathbb{B}_{r_0}^L(p), \Omega_p)$ of M around p satisfying*

- (i) $\frac{1}{1+\epsilon} \leq |D\hat{\phi}_p| \leq 1 + \epsilon$ in $\Omega_{r_0} := \Omega_p \cap \mathbb{B}_{r_0}^{n+1}(0)$,
- (ii) $\|g_{\mathbb{R}^{n+1}} - \hat{\phi}_p^* g_M\|_{C^0(\Omega_{r_0})} \leq \epsilon$, and $\|g_{\mathbb{R}^{n+1}} - \hat{\phi}_p^* g_M\|_{C^2(\Omega_{r_0})} \leq C_0$,
- (iii) $|A_{\partial^E M}| \leq C_0$ in $\mathbb{B}_{r_0}^L(p) \cap \partial^E M$,
- (iv) $|A_{\partial^F M}| \leq C_0$ in $\mathbb{B}_{r_0}^L(p) \cap \partial^F M$,

where $\hat{\phi}_p := \phi_{p\perp}(\mathbb{B}_{r_0}^{n+1}(0) \times 0^{L-(n+1)})$, $A_{\partial^E M}$ and $A_{\partial^F M}$ are the second fundamental forms of $\partial^E M$ and $\partial^F M$ respectively.

Proof. For any $p \in \partial^E M$, since g_M is induced from $g_{\mathbb{R}^L}$ and $(D\phi_p)_0 \in O(L)$ (by Definition 2.2(i)), we can take $r_0 > 0$ small enough so that $\frac{1}{1+\epsilon} \leq |D\hat{\phi}| \leq 1 + \epsilon$ in $\Omega_{r_0} := \Omega \cap \mathbb{B}_{r_0}^{n+1}(0)$, and $\|g_{\mathbb{R}^{n+1}} - \hat{\phi}^* g_M\|_{C^0(\Omega_{r_0})} \leq \epsilon$. Note $\partial^E M$ is a closed smooth $(n-1)$ -manifold (2.5). The rest part follows directly from a standard compactness argument. \square

Take $\epsilon > 0$ small enough so that $(1+\epsilon)^4 < \min\{\frac{\pi}{2}, \frac{32}{27}\}$ and $[\cos((1+\epsilon)^4/2)]^{-2} < \frac{3}{2}$. Then for the corresponding $r_0 > 0$ and the local models $\{(\phi_p, \mathbb{B}_{r_0}^L(p), \Omega_p)\}_{p \in \partial^E M}$ given by Lemma 4.1, we have the following result generalizing [2, Lemma 2.4].

Lemma 4.2 (Small curvature implies graphical). *Suppose $(\Sigma, \{\partial_m \Sigma\}) \subset (M, \{\partial_{m+1} M\})$ is an almost properly embedded $C^{1,1}$ -to-edge locally wedge-shaped hypersurface satisfying*

- (1) Σ meets ∂M orthogonally along $\partial \Sigma$ in the sense of Proposition 3.8(2)(3),
- (2) $\sup_{\Sigma} |A_{\Sigma}|^2 \leq \frac{1}{16s^2}$ for some $s \in (0, \min\{\frac{r_0}{4}, \frac{1}{8}\})$,

where A_{Σ} is the second fundamental form of Σ . Then using the notations in Lemma 4.1, for any $p_0 \in \partial^E M$ and $p \in \Sigma \cap \mathbb{B}_{r_0/2}^L(p_0)$, we have

- (i) $(\hat{\phi}_{p_0})^{-1}(B_{2s_0}^{\Sigma}(p))$ can be written as a graph of a $C^{1,1}$ -function \hat{u} over its tangent space at $x_0 = (\hat{\phi}_{p_0})^{-1}(p)$ so that \hat{u} is smooth away from the edge, $|\nabla \hat{u}| \leq 1$ and $|\text{Hess}(\hat{u})| \leq \frac{1+C_0}{\sqrt{2}s}$ with respect to the metric $\hat{g} := \hat{\phi}_{p_0}^* g_M$;

- (ii) the connected component Σ' of $B_{s_0}^{\Sigma}(p) \cap \Sigma$ containing p is contained in $B_{2s_0}^{\Sigma}(p)$,

where $s_0 := \frac{s}{1+C_0}$, and $B_t^{\Sigma}(p)$ is the intrinsic ball in Σ centered at p with radius $t > 0$.

Proof. Note $B_{2s}^{\Sigma}(p) \subset \mathbb{B}_{r_0/2}^L(p) \cap M \subset \mathbb{B}_{r_0}^L(p_0) \cap M$. We denote by $\hat{\Sigma} := (\hat{\phi}_{p_0})^{-1}(\Sigma \cap \mathbb{B}_{r_0/2}^L(p))$, and pull back all the computations into $\Omega_{p_0} \cap \mathbb{B}_{r_0}^{n+1}(0)$. Let $g_0 := g_{\mathbb{R}^{n+1}}$. By Lemma 4.1(ii),

$$\sup |A_{\hat{\Sigma}, g_0}| \leq (1+\epsilon)^2(1+C_0) \sup |A_{\hat{\Sigma}, \hat{g}}| \leq \frac{(1+\epsilon)^2(1+C_0)}{4s}.$$

Let $N : \widehat{\Sigma} \rightarrow \mathbb{S}^n$ be the Gauss map (with respect to g_0), and $d_{x_0, y} := \text{dist}_{\mathbb{S}^n}(N(x), N(y))$ for $x_0 := (\hat{\phi}_{p_0})^{-1}(p), y \in \widehat{\Sigma}$. Given $y \in \widehat{\Sigma}$, consider the piecewise smooth curve α connecting x_0 and y in $\widehat{\Sigma}$ so that $L(\alpha, g_0) \leq (1 + \epsilon) \text{dist}_{\widehat{\Sigma}, g_0}(x_0, y)$, where $L(\alpha, g_0)$ is the length of α with respect to g_0 . Combining the computations in [2, (2.45)] with Lemma 4.1(i), we obtain

$$d_{x, y} \leq \frac{(1 + \epsilon)^3(1 + C_0)}{4s} \text{dist}_{\widehat{\Sigma}, g_0}(x_0, y) \leq \frac{(1 + \epsilon)^4(1 + C_0)}{4s} \text{dist}_{\widehat{\Sigma}, \hat{g}}(x_0, y).$$

Hence, for any $q \in B_{2s_0}^\Sigma(p)$, we have $y = (\hat{\phi}_{p_0})^{-1}(q) \in B_{2s_0}^{\widehat{\Sigma}, \hat{g}}(x_0)$ and $d_{x_0, y} \leq \frac{(1 + \epsilon)^4}{2} < \frac{\pi}{4}$ by the choice of $\epsilon > 0$, where $B_t^{\widehat{\Sigma}, \hat{g}}(x_0)$ is the intrinsic ball of $\widehat{\Sigma}$ under the metric \hat{g} . Hence, $\widehat{\Sigma}$ is a graph of function \hat{u} over $T_{x_0}\widehat{\Sigma}$. Additionally, the computations in [2, Lemma 2.4] give the following estimates (away from the edge):

$$|\nabla^{g_0} \hat{u}| \leq ([\cos((1 + \epsilon)^4/2)]^{-2} - 1)^{\frac{1}{2}} \leq \frac{\sqrt{2}}{2}, \quad |\text{Hess}_{g_0} \hat{u}|^2 \leq \frac{27}{8} \sup |A_{\widehat{\Sigma}, g_0}|^2 < \frac{(1 + C_0)^2}{4s^2},$$

by the choice of ϵ . Therefore, combining this with Lemma 4.1(ii) gives the estimates of \hat{u} with respect to the metric \hat{g} .

For any $q \in \Sigma$ with $\text{dist}_\Sigma(p, q) = 2s_0$, there is a piecewise smooth curve $\gamma : [0, l] \rightarrow \Sigma$ so that $2s_0 \leq l = L(\gamma) \leq (1 + \epsilon)2s_0$, and $\gamma_\perp(t_i, t_{i+1})$ is a geodesic in $\text{int}(\Sigma)$ or $\partial^F \Sigma$ or $\partial^E \Sigma$, where $0 = t_0 < t_1 < \dots < t_k = l$. Note the geodesic exists in $\partial^E \Sigma$ since Σ is $C^{1,1}$ -to-edge. It follows from the almost properly embeddedness and condition (1) that

$$|\nabla_{\gamma'}^M \gamma'| \leq \begin{cases} |A_\Sigma(\gamma', \gamma')|, & \text{on } \gamma_\perp(t_i, t_{i+1}) \subset \text{int}(\Sigma), \\ |A_{\partial^F M}(\gamma', \gamma')| + |A_\Sigma(\gamma', \gamma')|, & \text{on } \gamma_\perp(t_i, t_{i+1}) \subset \partial^F \Sigma, \\ |A_{\partial^E M}(\gamma', \gamma')| + |A_\Sigma(\gamma', \gamma')|, & \text{on } \gamma_\perp(t_i, t_{i+1}) \subset \partial^E \Sigma \text{ (almost everywhere)}, \end{cases}$$

which further implies $|\frac{d}{dt} g_{\mathbb{R}^L}(\gamma'(t), \gamma'(0))| = |g_M(\nabla_{\gamma'}^M \gamma'(t), \gamma'(0))| \leq C_0 + \frac{1}{4s}$ by condition (2) and Lemma 4.1(iii)(iv). After integrating this from 0 to $t \in [0, l]$, we see $g_{\mathbb{R}^L}(\gamma'(t), \gamma'(0)) \geq 1 - C_0 t - \frac{t}{4s}$. Therefore, since $2s < 1/4$, we obtain

$$\begin{aligned} |q - p| \geq g_{\mathbb{R}^L}(q - p, \gamma'(0)) &\geq \int_0^l 1 - C_0 t - \frac{t}{4s} dt = l - \frac{C_0}{2} l^2 - \frac{1}{8s} l^2 \\ &\geq s_0 \left[2 - 2C_0(1 + \epsilon)^2 s_0 - \frac{(1 + \epsilon)^2}{2s} s_0 \right] \\ &\geq \frac{s}{1 + C_0} \left(2 - \frac{3(1 + \epsilon)^2}{4} \right) > \frac{s}{1 + C_0}, \end{aligned}$$

and q lies outside of $\Sigma \cap \mathbb{B}_{s_0}^L(p)$, which implies (ii). \square

Lemma 4.3. *Using the assumptions and notations in Lemma 4.2, we also have the following results by shrinking $r_0 > 0$ even smaller (independent on Σ):*

- (i) if $p \in \partial^E \Sigma'$ then Σ' is properly embedded in M_{p_0, r_0} ;
- (ii) if $p \in \partial^{FE} \Sigma'$, then Σ' is properly embedded either in $\widetilde{M}_{p_0, r_0}^+$ or $\widetilde{M}_{p_0, r_0}^-$;
- (iii) if $p \in \partial^{FF} \Sigma'$ with $T_p \Sigma'$ sufficiently close to the vertical half-plane $P_{\kappa(\theta(p_0) - \pi)/2} \subset T_{p_0} M$ defined in (2.7), then Σ' is properly embedded in $\widetilde{M}_{p_0, r_0}^\kappa$ for some $\kappa \in \{\pm\}$.

Proof. As in the proof of Lemma 4.2, let $\widehat{\Sigma}' := (\hat{\phi}_{p_0})^{-1}(\Sigma')$, and $N : \widehat{\Sigma}' \rightarrow \mathbb{S}^{n+1}$ be the Gauss map, which satisfies $d_{x_0, y} < \frac{\pi}{4}$ for $x_0 := (\hat{\phi}_{p_0})^{-1}(p), y \in \widehat{\Sigma}'$. Recall also that \hat{g} is sufficiently C^0 -close to the Euclidean metric g_0 (by shrinking $r_0 > 0$).

For the case $p \in \partial^E \Sigma'$, suppose there exists $q = \hat{\phi}_{p_0}(y) \in \partial^{FE} \Sigma'$ or $q = \hat{\phi}_{p_0}(z) \in \text{int}(\Sigma') \cap \partial^F M$. Then by the orthogonally meeting condition and $\|\hat{g} - g_0\|_{C^0} < \epsilon$, $N(x_0)$ is sufficiently close to $\mathbb{S}^{n-1} := \{v \in T_{x_0} \partial^E \Omega : |v|_{g_0} = 1\} = \{(0, 0, x_3, \dots, x_{n+1}) \in \mathbb{S}^{n+1}\}$, while $N(y)$ and $N(z)$ are sufficiently close to $\{(x_1, x_2, 0, \dots, 0) \in \mathbb{S}^{n+1}\}$ making $d_{x_0, y}$ and $d_{x_0, z}$ close to $\frac{\pi}{2}$, which is a contradiction.

For the case $p \in \partial^{FE} \Sigma'$, assume without loss of generality that a neighborhood of p in $\partial^F \Sigma'$ contained in $\partial^+ M_{p_0, r_0}$ (by Remark 3.9), and thus $N(x_0) \approx (\cos(\frac{\theta_0}{2}), \sin(\frac{\theta_0}{2}), 0, \dots, 0)$. Noting $d_{x_0, y} < \frac{\pi}{4}$ and $\theta(p) \geq \frac{\pi}{2}$ by assumptions, an argument similar to the above implies $\partial^E \Sigma' = \emptyset$, $\partial^F \Sigma' \subset \partial^+ M_{p_0, r_0}$, and $\text{int}(\Sigma') \cap \partial^+ M_{p_0, r_0} = \emptyset$, which gives (ii). Finally, (iii) holds for the same reasons as (ii). \square

Before we state the main convergence result of this section, let us take a closer look at the free boundary minimal graph function \hat{u} to facilitate our discussion. Due to the lack of Fermi coordinates, the orthogonally meeting boundary conditions of \hat{u} are not as clean as represented in [6, (6.1)]. Nevertheless, \hat{u} still satisfies the so-called *oblique derivative* boundary conditions (c.f. [16]). Specifically, consider a FBMH $(\Sigma, \{\partial_m \Sigma\}) \subset (M, \{\partial_{m+1} M\})$ and a point $p_0 \in \partial^E M$ so that $\widehat{\Sigma} := \hat{\phi}_{p_0}(\Sigma \cap \mathbb{B}_r^L(p_0))$ is a graph of a function \hat{u} over a domain in the plane $P \subset T_0 \mathbb{R}^{n+1}$, where $(\phi_{p_0}, \mathbb{B}_{r_0}^L(p_0), \Omega_{p_0})$ is a local model of M near p_0 . We still denote by $\hat{g} := \hat{\phi}_{p_0}^* g_M$ and $\Omega_r := \Omega_{p_0} \cap \mathbb{B}_r^{n+1}(0)$.

Firstly, suppose $P \in \mathcal{P}_\Omega$ is a horizontal hyperplane (2.4) and $\Sigma \cap \mathbb{B}_r^L(p_0)$ is properly embedded in $M \cap \mathbb{B}_r^L(p_0)$. By a further rotation, we may assume $P = \{x_{n+1} = 0\}$ and

$$\text{Graph}(\hat{u}) = \{(x_1, \dots, x_n, \hat{u}(x_1, \dots, x_n))\}.$$

Note \hat{u} is defined on $P \cap \Omega_r$ and $\partial^\pm \widehat{\Sigma} = \text{Graph}(\hat{u}_\perp(P \cap \partial^\pm \Omega_r))$ for $r > 0$ small enough. By a computation similar to [2, (7.11)], the upward pointing unit normal of $\text{Graph}(\hat{u})$ is

$$\nu_{\widehat{\Sigma}}(x', \hat{u}(x')) = \frac{-\hat{u}_i \hat{g}^{ia} + \hat{g}^{n+1, a}}{\sqrt{\hat{g}^{n+1, n+1} - 2\hat{u}_i \hat{g}^{i, n+1} + \hat{u}_i \hat{u}_j \hat{g}^{ij}}}(x', \hat{u}(x')) \frac{\partial}{\partial x_a} \Big|_{(x', \hat{u}(x'))},$$

where the summation convention is used, $i, j \in \{1, \dots, n\}$, $a, b \in \{1, \dots, n+1\}$, $x' = (x_1, \dots, x_n)$, $\hat{u}_i := \frac{\partial \hat{u}}{\partial x_i}$, \hat{g}_{ab} and \hat{g}^{ab} are the representation of \hat{g} and its inverse in the coordinates. Similarly, the inward unit normal of $\partial^\pm \Omega \subset \{x_1 = \pm \cot(\theta_0/2)x_2\}$ is

$$-\nu_\pm = \frac{\mp \cot(\frac{\theta_0}{2}) \hat{g}^{2a} + \hat{g}^{1a}}{\sqrt{\hat{g}^{11} \mp 2 \cot(\frac{\theta_0}{2}) \hat{g}^{12} + \cot^2(\frac{\theta_0}{2}) \hat{g}^{22}} \partial x_a},$$

where $\theta_0 := \theta(p_0) \in (0, \pi)$. Hence, the orthogonally meeting boundary condition implies

$$(4.1) \quad \sum_{i=1}^n \beta_{\pm, \hat{u}}^i(x') \cdot \hat{u}_i(x') = \beta_{\pm, \hat{u}}^{n+1}(x'), \quad \forall x' \in P \cap \partial^\pm \Omega_r = \{x_{n+1} = 0\} \cap \partial^\pm \Omega_r,$$

where $\beta_{\pm, \hat{u}}^a(x') := (\mp \cot(\frac{\theta_0}{2}) \hat{g}^{2a} + \hat{g}^{1a})(x', \hat{u}(x'))$.

On the other hand, if $\theta_0(p_0) \geq \frac{\pi}{2}$, $P_{(\theta(p_0)-\pi)/2} \subset P$ is the vertical hyperplane (see (2.2)) and $\Sigma \cap \mathbb{B}_r^L(p_0)$ is properly embedded in $\widetilde{M}_{p_0, r}^+$. Then, by an orthogonal linear transformation, we transform Ω , P , and ∂H_+ into $\{x_{n+1} \geq \cot(\theta(p_0))x_1, x_1 \geq 0\}$, $\{x_{n+1} = 0\}$, and $\{x_1 = 0\}$ respectively. Hence, $\widehat{\Sigma} = \text{Graph}(\hat{u}) = \{(x_1, x_2, \dots, \hat{u}(x_1, \dots, x_n))\}$ again. Similarly, we see \hat{u} is defined on $P \cap \Omega_r$ and $\partial \widehat{\Sigma} = \text{Graph}(\hat{u}_\perp(P \cap \partial H_+))$ for $r > 0$ small enough. As before,

we get the boundary condition:

$$(4.2) \quad \sum_{i=1}^n \beta_{+, \hat{u}}^i(x') \cdot \hat{u}_i(x') = \beta_{+, \hat{u}}^{n+1}(x'), \quad \forall x' \in P \cap \partial H_+ = \{x_1 = x_{n+1} = 0\},$$

where $\beta_{+, \hat{u}}^a(x') := g^{1a}(\hat{u}(x'), x')$, $a = 1, \dots, n+1$, and $x' = (x_1, \dots, x_n)$.

We now show the main result of this section, which is a convergence theorem for almost properly embedded locally wedge-shaped FBMHS with uniformly bounded area and the second fundamental form.

Theorem 4.4. *Let $(\Sigma_i^n, \{\partial_m \Sigma_i\}) \subset (M^{n+1}, \{\partial_{m+1} M\})$ be a sequence of almost properly embedded, $C^{1,1}$ -to-edge locally wedge-shaped, FBMHS so that*

$$\sup_i \text{Area}(\Sigma_i) \leq C \quad \text{and} \quad \sup_i \sup_{\Sigma_i} |A_{\Sigma_i}| \leq C$$

for some constant $C > 0$. Then after passing to a subsequence, $(\Sigma_i, \{\partial_m \Sigma_i\})$ converges $C^{1,\alpha}$ -to-edge ($\forall \alpha \in (0, 1)$), C^∞ away from the edge, locally uniformly to an almost properly embedded $C^{1,1}$ -to-edge locally wedge-shaped hypersurface $(\Sigma, \{\partial_m \Sigma\}) \subset (M, \{\partial_{m+1} M\})$ (with multiplicity) which is also minimal in M with free boundary.

Proof. Let $V \in \mathcal{V}_n(M)$ be the varifolds limit of $|\Sigma_i|$ (up to a subsequence), and $\Sigma := \text{spt}(\|V\|)$. By the monotonicity formula (Proposition 3.2), the convergence is also in the Hausdorff distance, and thus $\lim_{i \rightarrow \infty} \partial^E \Sigma_i \subset \partial^E M$. Additionally, [6, Theorem 6.1] gives the smoothly convergence and the regularity of Σ in $M \setminus \partial^E M$. We now consider the convergence near any $p_0 \in \Sigma \cap \partial^E M$.

Use the notations $r_0 > 0$, $(\phi_{p_0}, \mathbb{B}_{r_0}^L(p_0), \Omega_{p_0})$, $\Omega_r := \Omega_{p_0} \cap \mathbb{B}_r^{n+1}(0)$, $\hat{g} := \hat{\phi}_{p_0}^* g_M$ and $s_0 := \frac{s}{1+C_0}$ as in Lemma 4.2, where $s > 0$ is small enough so that $C < \frac{1}{4s}$ and $s < \min\{\frac{r_0}{4}, \frac{1}{8}\}$. Let $\{\Sigma_i^j\}_{j=1}^{k_i}$ be the connected component of $\Sigma_i \cap \mathbb{B}_{s_0/2}^L(p_0)$. By the monotonicity formula (Proposition 3.2), we see k_i is uniformly bounded, and thus $k_i \equiv k$ up to a subsequence. Additionally, the Hausdorff topology convergence indicates the existence of $p_i^1 \in \Sigma_i$ with $\lim_{i \rightarrow \infty} p_i^1 = p_0$. In particular, we can assume without loss of generality that $p_i^1 \in \Sigma_i^1$, $|p_i^1 - p_0| < \frac{s_0}{2}$, and either

- (1) $p_i^1 \in \text{int}(\Sigma_i)$ for all $i \geq 1$; or
- (2) $p_i^1 \in \partial^F \Sigma_i \cap \partial^\kappa M_{p_0, r_0}$ for all $i \geq 1$, where $\kappa \in \{\pm\}$; or
- (3) $p_i^1 \in \partial^E \Sigma_i$ for all $i \geq 1$.

Hence, Σ_i^1 is contained in the connected component of $\Sigma_i \cap \mathbb{B}_{s_0}^L(p_i^1)$ containing p_i^1 . It then follows from Lemma 4.2 that $\widehat{\Sigma}_i^1 := (\hat{\phi}_{p_0})^{-1}(\Sigma_i^1)$ is a graph of function \hat{u}_i^1 on $T_{x_i^1} \widehat{\Sigma}_i^1$ so that $\|\hat{u}_i^1\|_{C^{1,1}}$ is uniformly bounded, where $x_i^1 := (\hat{\phi}_{p_0})^{-1}(p_i^1)$. Denote by P_i the hyperplane containing $T_{x_i^1} \widehat{\Sigma}_i^1$, which tends to a hyperplane P at 0 (up to a subsequence). Now we separate the discussion into the above three cases.

Case (1): $p_i^1 \in \text{int}(\Sigma_i)$ for all $i \geq 1$. Then $P_i = T_{x_i^1} \widehat{\Sigma}_i^1 \cong \mathbb{R}^n \rightarrow P$ as $i \rightarrow \infty$. Since P is transversal to at least one of $\partial^\pm \Omega$ at 0, $\text{int}(\widehat{\Sigma}_i^1)$ contains points outside of Ω for i large enough, which is a contradiction.

Case (2): $p_i^1 \in \partial^F \Sigma_i \cap \partial^\kappa M_{p_0, r_0}$ for all $j \geq 1$, where $\kappa \in \{\pm\}$. Assume $\kappa = +$ for simplicity. Then in the coordinates introduced before (4.2), $T_{x_i^1} \widehat{\Sigma}_i^1 = P_i \cap \{x_1 \geq 0\}$ is a half-plane normal to $\partial^+ \Omega$ at x_i^1 (under the metric \hat{g}). Thus, P is a hyperplane normal to $\partial^+ \Omega$ at 0. For the same reason as in Case (1), we must have $P = \{x_{n+1} = 0\}$ and $\theta(p_0) \geq \frac{\pi}{2}$. By Lemma

4.3(ii)(iii), we can apply the standard elliptic PDE theory with oblique derivative boundary conditions (4.2) in an r -neighborhood of $0 \in \{x_1 \geq 0\}$, and see $\text{Graph}(\hat{u}_i^1)$ converges smoothly and graphically to a FBMH *without edge* $(\text{Graph}(\hat{u}^1), \partial\text{Graph}(\hat{u}^1)) \subset (\{x_{n+1} \geq 0\}, \{x_{n+1} = 0\})$, for some $\hat{u}^1 \in C^\infty(P \cap \{x_1 \geq 0\} \cap \mathbb{B}_r(0))$. Since $(\text{Graph}(\hat{u}_i^1), \partial\text{Graph}(\hat{u}_i^1)) \subset (\Omega, \partial^+\Omega)$, we also have $(\text{Graph}(\hat{u}^1), \partial\text{Graph}(\hat{u}^1)) \subset (\Omega, \partial^+\Omega)$, whose interior may touch with $\partial^-\Omega$ from inside.

Case (3): $p_i^1 \in \partial^E \Sigma_i$ for all $i \geq 1$. Now, P_i is a hyperplane perpendicular to $\partial^\pm \Omega$ at x_i^1 under the metric \hat{g} , and thus we can write $P = \{x_{n+1} = 0\}$ in the coordinates introduced before (4.1). Again, we have the graphical limit $(\text{Graph}(\hat{u}^1), \{\partial_m \text{Graph}(\hat{u}^1)\}) \subset (\Omega_r, \{\partial_{m+1} \Omega_r\})$ for some $\hat{u}^1 \in C^\infty(P \cap \Omega_r \setminus \partial^E \Omega) \cap C^{1,1}(P \cap \Omega_r)$. Note the convergence is $C^{1,\alpha}$ -uniformly for $\alpha \in (0, 1)$, while the limit is $C^{1,1}$ by a standard argument.

Next, for any other $p_i^2 \in \Sigma_i^2$ with $\lim_{i \rightarrow \infty} p_i^2 = q_0 \in \text{spt}(\|V\|)$. The above arguments show that Σ_i^2 converges graphically to some almost properly embedded locally wedge-shaped FBMH $\Sigma^2 = \text{Graph}(u^2) \subset \text{spt}(\|V\|)$ in a neighborhood of q_0 . Suppose $q \in \Sigma^1 \cap \Sigma^2 \neq \emptyset$. It remains to show that $\Sigma^1 = \Sigma^2$.

For the case that $q \notin \partial^E \Sigma^1 \cup \partial^E \Sigma^2$, the standard transversal argument and the classical maximum principle for FBMHs indicate $\Sigma_1 = \Sigma_2$.

If $q \in \partial^E \Sigma^1 \cap (\Sigma^2 \setminus \partial^E \Sigma^2)$ or $q \in \partial^E \Sigma^2 \cap (\Sigma^1 \setminus \partial^E \Sigma^1)$, it follows from the orthogonal meeting conditions Proposition 3.8(2)(3) (see also Remark 3.9) that $T_q \Sigma^1$ is transversal to $T_q \Sigma^2$, which contradicts the embeddedness of Σ_i for i large enough.

If $q \in \partial^E \Sigma^1 \cap \partial^E \Sigma^2$, then by Remark 3.9 and a transversal argument, $\Omega' := T_q \Sigma^1 = T_q \Sigma^2 = P \cap T_p M$ for some horizontal hyperplane $P \in \mathcal{P}_{T_p M}$, and Σ^1 lies on one side of Σ^2 in a neighborhood of q . The maximum principle (Theorem B.1) then suggests $\Sigma_1 = \Sigma_2$. This proved the theorem. \square

5. BERNSTEIN-TYPE THEOREM IN EUCLIDEAN WEDGE DOMAINS

The goal of this section is to prove a Bernstein-type theorem for stable almost properly embedded locally wedge-shaped FBMHs. We obtain the strongest statement when the wedge angle satisfies $\theta \leq \pi/2$. For angles larger than $\pi/2$, the existence of a touching set complicates the application of the stability inequality. Nevertheless, for angles larger than $\pi/2$ we can still obtain a Bernstein theorem under the assumption that the touching set is empty or it satisfies a stronger stability assumption.

To begin with, we study the touching phenomenon for FBMHs in Euclidean wedges with acute or right wedge angle.

Proposition 5.1. *Let $\Omega^{n+1} = H_+^{n+1} \cap H_-^{n+1}$ be an $(n+1)$ -dimensional wedge domain in \mathbb{R}^{n+1} with wedge angle $\theta < \pi/2$. Then any $C^{1,1}$ -to-edge almost properly embedded FBMH $(\Sigma, \{\partial_k \Sigma\}) \subset (\Omega, \{\partial_{k+1} \Omega\})$ is properly embedded.*

Proof. We need to show that the touching set $\mathcal{S}(\Sigma) = (\text{int}(\Sigma) \cap \partial^F \Omega) \cup \partial^{FE} \Sigma$ is empty. According to Proposition 3.8, the unit co-normal η to $\partial^F \Sigma$ satisfies $\eta \perp \partial^+ \Omega$ or $\eta \perp \partial^- \Omega$ at all points $p \in \partial^{FE} \Sigma$. Since the wedge angle θ is less than $\pi/2$, this implies that $\partial^{FE} \Sigma = \emptyset$.

Now suppose for contradiction there is a point $p \in \text{int}(\Sigma) \cap \partial^F \Omega$. Without loss of generality, we can assume that $p \in \partial^+ \Omega$. Since Σ lies to one side of ∂H_+ , the maximum principle implies that $\Sigma = \partial^+ \Omega$. This is not a free boundary minimal hypersurface according to Definition 3.6 and $\theta < \pi/2$, and so this is impossible. \square

Proposition 5.2. *Let $\Omega^{n+1} = H_+^{n+1} \cap H_-^{n+1}$ be an $(n+1)$ -dimensional wedge domain in \mathbb{R}^{n+1} with wedge angle $\theta = \pi/2$. Then any $C^{1,1}$ -to-edge almost properly embedded FBMH $(\Sigma, \{\partial_k \Sigma\}) \subset (\Omega, \{\partial_{k+1} \Omega\})$ with non-empty touching set is flat.*

Proof. As in the previous proposition, the maximum principle implies that if $\text{int}(\Sigma) \cap \partial^F \Omega$ is non-empty then Σ coincides with either $\partial^+ \Omega$ or $\partial^- \Omega$.

Now suppose there is a point $p \in \partial^F \Sigma$. Then according to Proposition 3.8, the unit co-normal η to $\partial^F \Sigma$ satisfies $\eta(p) \perp \partial^+ \Omega$ or $\eta(p) \perp \partial^- \Omega$. Without loss of generality, suppose that $\eta(p) \perp \partial^+ \Omega$. Then by Remark 3.9 and $\theta = \pi/2$, we see Σ and $\partial^- \Omega$ are two FBMHs in a small neighborhood of p in H_+ with no edge point, and Σ meets $\partial^- \Omega$ tangentially at p from one side. Hence, $\Sigma = \partial^- \Omega$ is flat by the maximum principle for FBMHs. \square

Theorem 5.3. *Let $3 \leq n+1 \leq 6$, and Ω^{n+1} be an $(n+1)$ -dimensional wedge domain in \mathbb{R}^{n+1} with wedge angle $\theta \leq \pi/2$. Assume that $(\Sigma, \{\partial_k \Sigma\})$ is a $C^{1,1}$ -to-edge almost properly embedded FBMH in $(\Omega, \{\partial_{k+1} \Omega\})$ which is stable according to Definition 3.11. Further assume that Σ has Euclidean area growth: there is a constant $C > 0$ such that*

$$\mathcal{H}^n(\Sigma \cap \mathbb{B}_r^{n+1}(0)) \leq Cr^n$$

for all $r > 0$. Then $\Sigma = \Omega \cap P$ where $P \subset \mathbb{R}^{n+1}$ is an n -plane. If $\theta < \pi/2$, then P is a horizontal hyperplane of Ω (2.4) after a translation along $\partial^E \Omega$.

Proof. By Propositions 5.1 and 5.2, we can assume that Σ is properly embedded. Let ν be the normal vector to Σ . Since Σ is properly embedded, for any function f on Σ , the vector field $f\nu$ on Σ extends to an ambient vector field $X \in \mathfrak{X}(\Omega, \Sigma)$. In particular, the stability of Σ implies that

$$(5.1) \quad Q(f, f) = \int_{\Sigma} |\nabla f|^2 - |A|^2 f^2 + \int_{\partial \Sigma} \langle \nabla_{f\nu}(f\nu), \eta \rangle \geq 0$$

for all f which are restrictions of smooth ambient functions to Σ . Next, observe that $\mathcal{H}^{n-1}(\partial^E \Sigma) = 0$ by (2.5). Moreover, at any point $p \in \partial^F \Sigma$ we have

$$\langle \nabla_{f\nu}(f\nu), \eta \rangle = f^2 A_{\partial^\pm \Omega}(\nu, \nu) = 0$$

since $\partial^+ \Omega$ and $\partial^- \Omega$ are both flat. Therefore, the boundary integral vanishes and we in fact have

$$\int_{\Sigma} |\nabla f|^2 - (|A|^2 - \text{Ric}^M(\nu, \nu)) f^2 \geq 0$$

for all f .

We now proceed to use the Schoen-Simon-Yau estimates [21] as in the proof of the usual Bernstein theorem. Here we largely follow [2, Theorem 2.21]. However, one needs to be slightly careful, as the $C^{1,1}$ -to-edge regularity does not a priori ensure that $\Delta|A|$ is integrable all the way to the edge. Thus we shall make use of the log-cutoff trick.

Specifically, given a compactly supported test function f , we can take $R > 0$ so that $\text{spt}(f) \subset \Sigma \cap \mathbb{B}_R^{n+1}(0)$. Then, define cutoff functions η_r on Σ which vanish in a neighborhood of $\partial^E \Sigma$ and which converge pointwise to 1 on $\Sigma \setminus \partial^E \Sigma$ as $r \rightarrow 0$. Since $\partial^E \Sigma$ is of codimension 2 in Σ , we can arrange that

$$\int_{\Sigma \cap \mathbb{B}_{2R}^{n+1}(0)} |\nabla \eta_r|^2 \rightarrow 0$$

as $r \rightarrow 0$ (cf. [2, (1.103)]). Now define $g_r := f\eta_r$. Apply the stability inequality with the test function $|A|^{1+q}g_r$ to get

$$(5.2) \quad \int_{\Sigma} |A|^{4+2q} g_r^2 \leq (1+q)^2 \int_{\Sigma} g_r^2 |\nabla|A||^2 |A|^{2q} + \int_{\Sigma} |A|^{2+2q} |\nabla g_r|^2 \\ + 2(1+q) \int_{\Sigma} g_r |A|^{1+2q} \langle \nabla g_r, \nabla|A| \rangle.$$

Next, multiply Simons' inequality by $|A|^{2q}g_r^2$ and then integrate. This yields

$$(5.3) \quad \frac{2}{n} \int_{\Sigma} |\nabla|A||^2 |A|^{2q} g_r^2 \leq \int_{\Sigma} |A|^{4+2q} g_r + \int_{\Sigma} g_r^2 |A|^{1+2q} \Delta|A| \\ = \int_{\Sigma} |A|^{4+2q} g_r^2 - 2 \int_{\Sigma} g_r |A|^{1+2q} \langle \nabla g_r, \nabla|A| \rangle \\ - (1+2q) \int_{\Sigma} g_r^2 |A|^{2q} |\nabla|A||^2 + \int_{\partial\Sigma} g_r^2 |A|^{1+2q} \langle \nabla|A|, \eta \rangle.$$

Note there is an extra boundary term here compared with the usual calculation [2, Equation (2.100)].

We claim that this extra boundary term vanishes. Namely, we want to show that

$$\int_{\partial\Sigma} g_r^2 |A|^{1+2q} \langle \nabla|A|, \eta \rangle = 0.$$

Since $\mathcal{H}^{n-1}(\partial^E\Sigma) = 0$, it suffices to show that $\langle \nabla|A|, \eta \rangle(p) = 0$ for all $p \in \partial^F\Sigma$. Since Σ is properly embedded, we can assume without loss of generality that $p \in \partial^+\Omega$. Let $\tilde{\Sigma}$ be the hypersurface consisting of Σ together with the reflection of Σ across ∂H_+ . Then $\tilde{\Sigma}$ is a smooth minimal hypersurface with no boundary in a neighborhood of p in \mathbb{R}^{n+1} . Now let $\gamma: (-1, 1) \rightarrow \tilde{\Sigma}$ be a curve with

$$\gamma(0) = p, \quad \gamma'(0) = \eta, \quad \text{and} \quad \gamma(t) = R(\gamma(-t)),$$

where R denotes reflection across ∂H_+ . Then $|A|(\gamma(t))$ is an even function of t and so

$$0 = \frac{d}{dt} \Big|_{t=0} |A|(\gamma(t)) = \langle \nabla|A|, \eta \rangle(p).$$

Since $p \in \partial^F\Sigma$ was arbitrary, the boundary integral therefore vanishes as claimed.

Equations (5.2) and (5.3) can now be combined exactly as in [2] to show that

$$(5.4) \quad \int_{\Sigma} |A|^{4+2q} g_r^2 \leq \left(\frac{2(1+q)^2(1+\frac{q}{\varepsilon})}{\frac{2}{n} - q^2 - \varepsilon q} + 2 \right) \int_{\Sigma} |A|^{2+2q} |\nabla g_r|^2$$

for any sufficiently small $\varepsilon > 0$. Since the energy of the logarithmic cutoff function η_r in $\mathbb{B}_{2R}^{n+1}(0)$ goes to 0 as $r \rightarrow 0$ and $\text{spt}(f) \subset \Sigma \cap \mathbb{B}_R^{n+1}(0)$, we can send $r \rightarrow 0$ in the previous equation to obtain

$$(5.5) \quad \int_{\Sigma} |A|^{4+2q} f^2 \leq \left(\frac{2(1+q)^2(1+\frac{q}{\varepsilon})}{\frac{2}{n} - q^2 - \varepsilon q} + 2 \right) \int_{\Sigma} |A|^{2+2q} |\nabla f|^2.$$

Given (5.5), the remainder of the proof can now be completely exactly as in [2]. \square

Remark 5.4. When $\theta > \pi/2$ the same result still holds for properly embedded FBMHs and almost properly embedded FBMHs satisfying (5.1). However, for almost properly embedded FBMHs it is not clear in general that stability in the sense of Definition 3.11 implies (5.1).

6. CURVATURE ESTIMATES FOR STABLE FREE BOUNDARY MINIMAL HYPERSURFACES

In this section, we show the main curvature estimates for stable almost properly embedded locally wedge-shaped FBMHS in any compact locally wedge-shaped Riemannian manifold $M \subset \mathbb{R}^L$. Since the curvature estimates are well known in $\text{int}(M) \cup \partial^F M$ (c.f. [21][20][6]), we mainly focus on $p \in \partial^E M$.

The following lemma is a simple observation, which is helpful to show the Euclidean area growth in the proof of our main theorem.

Lemma 6.1. *Let $M^{n+1} \subset \mathbb{R}^L$ be a locally wedge-shaped Riemannian manifold (with induced metric). Then for any $p \in \partial^E M$, there exists $r_0 = r_0(p) > 0$ so that for any $q \in M \cap \mathbb{B}_{r_0}^L(p)$,*

$$\frac{1}{2} \sin(\theta(p)) \text{dist}_{\mathbb{R}^L}(q, \partial^E M) \leq \text{dist}_{\mathbb{R}^L}(q, \partial^+ M_{p,r_0}) + \text{dist}_{\mathbb{R}^L}(q, \partial^- M_{p,r_0})$$

where $\partial^\pm M_{p,r_0}$ are defined as in (2.6).

Proof. Suppose the assertion is not true. Then we can find a sequence $\{q_i\}_{i \in \mathbb{N}}$ in M so that $q_i \rightarrow p \in \partial^E M$ as $i \rightarrow \infty$, and $\frac{1}{2} \sin(\theta(p)) d_i > d_i^+ + d_i^- > 0$, where $d_i := \text{dist}_{\mathbb{R}^L}(q_i, \partial^E M)$ and $d_i^\pm := \text{dist}_{\mathbb{R}^L}(q_i, \partial^\pm M_{p,r_0})$. Denote by x_i and y_i^\pm the nearest projection (in \mathbb{R}^L) of q_i to $\partial^E M$ and $\partial^\pm M_{p,r_0}$ respectively. Then consider the blow-up (conformal) maps $\eta_i(x) := (x - q_i)/d_i$, and take $M_i := \eta_i(M)$. By the smoothness of M , we see M_i converges to a wedge domain $\Omega = H_+ \cap H_-$ containing 0 with wedge angle $\theta(p)$ in the $(n+1)$ -subspace containing $T_p M$, where H_\pm are two affine closed half $(n+1)$ -spaces. In addition, we have

- $\eta_i(x_i) \rightarrow x \in \partial^E \Omega \cap \partial \mathbb{B}_1^L(0)$, $\eta_i(y_i^\pm) \rightarrow y^\pm \in \partial^\pm \Omega \cap \text{Clos}(\mathbb{B}_1^L(0))$,
- $\frac{1}{2} \sin(\theta(p)) \geq |y^+| + |y^-|$,

where x and y^\pm are the nearest point of 0 to $\partial^E \Omega$ and $\partial^\pm \Omega$ (in \mathbb{R}^L) respectively. However, in the Euclidean wedge domain Ω , we have $|y^+| + |y^-| \geq \text{dist}_{\mathbb{R}^L}(0, \partial H_+) + \text{dist}_{\mathbb{R}^L}(0, \partial H_-) = \sin(\theta_+) + \sin(\theta_-) \geq \sin(\theta_+) \cos(\theta_-) + \sin(\theta_-) \cos(\theta_+) = \sin(\theta_+ + \theta_-) = \sin(\theta(p))$, where $\theta_\pm \in [0, \theta(p)]$ are the wedge angle between $\partial^\pm \Omega$ and the half n -plane containing $\partial^E \Omega \cup \{0\}$. This contradicts the second bullet. \square

For simplicity, we use the terminologies $M_{p,r} := \mathbb{B}_r^L(p) \cap M$, $\partial_m M_{p,r} := \mathbb{B}_r^L(p) \cap \partial_m M$, and $\partial^E M_{p,r} := \mathbb{B}_r^L(p) \cap \partial^E M$ as we did after (2.6), where $p \in \partial^E M$ and $r > 0$. Additionally, we denote by $r_0 > 0$ the radius (depending on M) so that the monotonicity formula (Proposition 3.2) and Lemma 4.2 hold for any $r \in (0, r_0)$ and $p \in \partial^E M$.

Theorem 6.2. *Let $2 \leq n \leq 5$, $M^{n+1} \subset \mathbb{R}^L$ be a locally wedge-shaped Riemannian manifold (with induced metric) satisfying (\dagger) or (\ddagger) , and r_0 be given as above. Suppose $p \in \partial^E M$, $r \in (0, r_0)$, and $(\Sigma, \{\partial_m \Sigma\}) \subset (M \cap \mathbb{B}_r^L(p), \{\partial_{m+1} M \cap \mathbb{B}_r^L(p)\})$ is an almost properly embedded, $C^{1,1}$ -to-edge locally wedge-shaped, stable FBMH so that $\text{Area}(\Sigma \cap \mathbb{B}_r^L(p)) \leq C_1$. Then*

$$\sup_{x \in \Sigma \cap \mathbb{B}_{r/2}^L(p)} |A_\Sigma|(x) \leq C_2,$$

where $C_2 = C_2(C_1, M) > 0$.

Remark 6.3. By Proposition 5.1 and 5.2, under the wedge angle assumption $\theta(q) \leq \pi/2$ for all $q \in \mathbb{B}_{r_0}^L(p) \cap \partial^E M$, the global stability of Σ can be weakened to the *stability away from the touching set* (naturally generalized from [7, Definition 2.2]) to obtain the Bernstein-type theorem 5.3 and also the above curvature estimates.

Proof. The theorem is obtained by a contradiction argument. Specifically, suppose there exists a sequence $(\Sigma_i, \{\partial_m \Sigma_i\}) \subset (M_{p,r}, \{\partial_{m+1} M_{p,r}\})$ of properly embedded, locally wedge-shaped, stable FBMHs so that

$$(6.1) \quad \text{Area}(\Sigma_i \cap \mathbb{B}_r^L(p)) \leq C, \quad \text{but} \quad \sup_{x \in \Sigma_i \cap \mathbb{B}_{r/2}^L(p)} |A_{\Sigma_i}|(x) \rightarrow \infty, \quad \text{as } i \rightarrow \infty.$$

Hence, for each $i \in \mathbb{N}$, there exists $x_i \in \Sigma_i \cap \mathbb{B}_{r/2}^L(p)$ so that $\lim_{i \rightarrow \infty} |A_{\Sigma_i}|(x_i) = \infty$ and $x_i \rightarrow x \in \mathbb{B}_{3r/4}^L(p)$. Note we must have $x \in \partial^E M$ due to the curvature estimates in the interior (Schoen–Simon–Yau [21]) and on the smooth boundary (Guang-Li-Zhou [6]). Define

$$r_i := (|A_{\Sigma_i}|(x_i))^{-\frac{1}{2}} \rightarrow 0 \quad \text{as } i \rightarrow \infty,$$

and thus $r_i |A_{\Sigma_i}|(x_i) \rightarrow \infty$ as $i \rightarrow \infty$.

Since each Σ_i is $C^{1,1}$ -to-edge, we can take $y_i \in \Sigma_i \cap \mathbb{B}_{r_i}^L(x_i)$ so that:

$$(6.2) \quad |A_{\Sigma_i}|(y_i) \cdot \text{dist}_{\mathbb{R}^L}(y_i, \partial \mathbb{B}_{r_i}^L(x_i)) \geq \frac{i}{i+1} \sup_{y \in \Sigma_i \cap \mathbb{B}_{r_i}^L(x_i)} |A_{\Sigma_i}|(y) \cdot \text{dist}_{\mathbb{R}^L}(y, \partial \mathbb{B}_{r_i}^L(x_i)).$$

Define $r'_i := r_i - |y_i - x_i|$, which tends to 0 since $r'_i \in (0, r_i)$. Noting $\mathbb{B}_{r'_i}^L(y_i) \subset \mathbb{B}_{r_i}^L(x_i)$, one easily verifies that

$$(6.3) \quad |A_{\Sigma_i}|(y_i) \cdot \text{dist}_{\mathbb{R}^L}(y_i, \partial \mathbb{B}_{r'_i}^L(y_i)) \geq \frac{i}{i+1} \sup_{y \in \Sigma_i \cap \mathbb{B}_{r'_i}^L(y_i)} |A_{\Sigma_i}|(y) \cdot \text{dist}_{\mathbb{R}^L}(y, \partial \mathbb{B}_{r'_i}^L(y_i)).$$

Consider $\lambda_i := |A_{\Sigma_i}|(y_i)$. Then, by $\text{dist}_{\mathbb{R}^L}(y_i, \partial \mathbb{B}_{r'_i}^L(y_i)) = \text{dist}_{\mathbb{R}^L}(y_i, \partial \mathbb{B}_{r_i}^L(x_i))$ and (6.2),

$$(6.4) \quad \begin{aligned} \lambda_i r'_i &= |A_{\Sigma_i}|(y_i) \text{dist}_{\mathbb{R}^L}(y_i, \partial \mathbb{B}_{r'_i}^L(y_i)) \\ &\geq \frac{i}{i+1} |A_{\Sigma_i}|(x_i) \text{dist}_{\mathbb{R}^L}(x_i, \partial \mathbb{B}_{r_i}^L(x_i)) \geq \frac{1}{2} r_i |A_{\Sigma_i}|(x_i) \rightarrow \infty, \end{aligned}$$

and thus $\lambda_i \rightarrow \infty$ as $i \rightarrow \infty$.

Now we take the various blow-up maps $\eta_i(z) := \lambda_i(z - y_i)$, and consider the blow-up sequence of almost properly embedded, locally wedge-shaped, stable FBMHs

$$(\Sigma'_i, \{\partial_m \Sigma'_i\}) \subset (M_i \cap \mathbb{B}_{\lambda_i r}^L(0), \{\partial_{m+1} M_i \cap \mathbb{B}_{\lambda_i r}^L(0)\}),$$

where $\Sigma'_i := \eta_i(\Sigma_i)$ and $M_i := \eta_i(M)$. Note

$$(6.5) \quad |A_{\Sigma'_i}|(0) = 1.$$

Moreover, for any fixed $r' > 0$, we claim the following inequality for i large enough:

$$(6.6) \quad |A_{\Sigma'_i}|(z) \leq (1 + \frac{1}{i}) \frac{\lambda_i r'_i}{\lambda_i r'_i - r'} \rightarrow 1, \quad \forall z \in \Sigma'_i \cap \mathbb{B}_{r'}^L(0).$$

Indeed, by (6.4), we have $r'/\lambda_i < r'_i$ for i large enough. Then, for any $z \in \Sigma'_i \cap \mathbb{B}_{r'}^L(0)$, $\eta_i^{-1}(z) \in \Sigma_i \cap \mathbb{B}_{r'/\lambda_i}^L(y_i) \subset \Sigma_i \cap \mathbb{B}_{r'_i}^L(y_i)$ and

$$\text{dist}_{\mathbb{R}^L}(\eta_i^{-1}(z), \partial \mathbb{B}_{r'_i}^L(y_i)) = r'_i - |\eta_i^{-1}(z) - y_i| \geq r'_i - r'/\lambda_i.$$

Hence, $\frac{i}{i+1} |A_{\Sigma_i}|(\eta_i^{-1}(z)) \cdot (r'_i - r'/\lambda_i) \leq \frac{i}{i+1} |A_{\Sigma_i}|(\eta_i^{-1}(z)) \cdot \text{dist}_{\mathbb{R}^L}(\eta_i^{-1}(z), \partial \mathbb{B}_{r'_i}^L(y_i)) \leq \lambda_i r'_i$ by (6.3), which indicates (6.6).

Noting $\lim_{i \rightarrow \infty} y_i = x \in \partial^E M$, the smoothness of M indicates that M_i converges to a domain in the $(n+1)$ -subspace containing $T_x M$ smoothly and locally uniformly in \mathbb{R}^L . Then the arguments are separated into three cases:

- (I) $\liminf_{i \rightarrow \infty} \lambda_i \cdot \text{dist}_{\mathbb{R}^L}(y_i, \partial M) = \infty$;
- (II) $\liminf_{i \rightarrow \infty} \lambda_i \cdot \text{dist}_{\mathbb{R}^L}(y_i, \partial M) < \infty$, and $\liminf_{i \rightarrow \infty} \lambda_i \cdot \text{dist}_{\mathbb{R}^L}(y_i, \partial^E M) = \infty$;
- (III) $\liminf_{i \rightarrow \infty} \lambda_i \cdot \text{dist}_{\mathbb{R}^L}(y_i, \partial^E M) < \infty$.

The basic idea is to prove in each case that Σ'_i satisfies a uniformly Euclidean area growth and a curvature bound (6.6), and thus the convergence theorem implies a subsequence of $\{\Sigma'_i\}$ tends to a stable minimal hypersurface Σ_∞ with Euclidean area growth and non-vanishing second fundamental form at 0, which contradicts the Bernstein-type theorem.

For simplicity, in the following arguments, let $C > 0$ be a varying uniform constant,

$$d_i := \text{dist}_{\mathbb{R}^L}(y_i, \partial^E M) \geq \text{dist}_{\mathbb{R}^L}(y_i, \partial M) = \min\{d_i^+, d_i^-\}, \quad d_i^\pm := \text{dist}_{\mathbb{R}^L}(y_i, \partial^\pm M_{p,r_0}),$$

and z_i, z_i^\pm be the nearest projection (in \mathbb{R}^L) of y_i to $\partial^E M$ and $\partial^\pm M_{p,r_0}$ respectively. Without loss of generality, we always assume $\min\{d_i^+, d_i^-\} = d_i^+$.

Case (I). In this case, the boundary ∂M_i will disappear in the limit, i.e.

$$M_i \rightarrow \mathbb{R}^{n+1} = \text{the } (n+1)\text{-space containing } T_p M.$$

For any fixed $r' > 0$, noting $\lambda_i d_i^+ \rightarrow \infty$, we have $r'/\lambda_i < d_i^+ \rightarrow 0$ for i large, and

$$(6.7) \quad \mathbb{B}_{r'/\lambda_i}^L(y_i) \subset \mathbb{B}_{d_i^+}^L(y_i) \subset \mathbb{B}_{2d_i^+}^L(z_i^+) \cap \mathbb{B}_{d_i^+ + d_i^+}^L(z_i).$$

Since $\mathbb{B}_{d_i^+}^L(y_i) \cap \partial M = \emptyset$, the interior monotonicity formula [22, 17.6] indicates

$$(6.8) \quad \frac{\text{Area}(\Sigma_i \cap \mathbb{B}_{r'/\lambda_i}^L(y_i))}{(r'/\lambda_i)^n} \leq C \frac{\text{Area}(\Sigma_i \cap \mathbb{B}_{d_i^+}^L(y_i))}{(d_i^+)^n}.$$

Sub-case (I.a): $\liminf_{i \rightarrow \infty} d_i/d_i^+ = \infty$. Then by Lemma 6.1, $\liminf_{i \rightarrow \infty} d_i^-/d_i^+ = \infty$. Let $R_i := \text{dist}_{\mathbb{R}^L}(z_i^+, \partial^- M_{p,r_0}) \rightarrow 0$, which satisfies $d_i^- \leq d_i^+ + R_i$. Hence, $R_i > 2d_i^+$ for i large enough. Noting $\mathbb{B}_{R_i}^L(z_i^+) \cap \partial^- M_{p,r_0} = \emptyset$, we can use (6.7)(6.8) and the boundary monotonicity formula [6, Theorem 3.4] to show

$$\frac{\text{Area}(\Sigma_i \cap \mathbb{B}_{r'/\lambda_i}^L(y_i))}{(r'/\lambda_i)^n} \leq 2^n C \frac{\text{Area}(\Sigma_i \cap \mathbb{B}_{2d_i^+}^L(z_i^+))}{(2d_i^+)^n} \leq 2^n C \frac{\text{Area}(\Sigma_i \cap \mathbb{B}_{R_i}^L(z_i^+))}{(R_i)^n}.$$

Let $w_i \in \partial^E M$ be the nearest projection of z_i^+ to $\partial^E M$ (in \mathbb{R}^L). By Lemma 6.1, $|z_i^+ - w_i| \leq 2R_i/\sin(\theta(p))$ and

$$\mathbb{B}_{2d_i^+}^L(z_i^+) \subset \mathbb{B}_{R_i}^L(z_i^+) \subset \mathbb{B}_{(1+2/\sin(\theta(p)))R_i}^L(w_i) \subset \mathbb{B}_{r/2}^L(w_i) \subset \mathbb{B}_r^L(p).$$

Thus, the edge monotonicity formula (Proposition 3.2) and the above computations imply

$$(6.9) \quad \begin{aligned} \frac{\text{Area}(\Sigma_i \cap \mathbb{B}_{r'/\lambda_i}^L(y_i))}{(r'/\lambda_i)^n} &\leq 2^n \frac{(\sin(\theta(p)) + 2)^n}{\sin^n(\theta(p))} C \frac{\text{Area}(\Sigma_i \cap \mathbb{B}_{(1+2/\sin(\theta(p)))R_i}^L(w_i))}{[(1+2/\sin(\theta(p)))R_i]^n} \\ &\leq C \frac{\text{Area}(\Sigma_i \cap \mathbb{B}_{r/2}^L(w_i))}{(r/2)^n} \leq C \frac{\text{Area}(\Sigma_i \cap \mathbb{B}_r^L(p))}{r^n} \leq CC_1 r^{-n}. \end{aligned}$$

Sub-case (I.b): $\liminf_{i \rightarrow \infty} d_i/d_i^+ < \infty$, i.e. d_i/d_i^+ is uniformly bounded. Then by (6.7)(6.8) and the edge monotonicity formula (Theorem 3.2), we have

$$(6.10) \quad \begin{aligned} \frac{\text{Area}(\Sigma_i \cap \mathbb{B}_{r'/\lambda_i}^L(y_i))}{(r'/\lambda_i)^n} &\leq C(1 + d_i/d_i^+)^n \frac{\text{Area}(\Sigma_i \cap \mathbb{B}_{d_i+d_i^+}^L(z_i))}{(d_i + d_i^+)^n} \\ &\leq C \frac{\text{Area}(\Sigma_i \cap \mathbb{B}_{r/2}^L(z_i))}{(r/2)^n} \leq C \frac{\text{Area}(\Sigma_i \cap \mathbb{B}_r^L(p))}{r^n} \leq CC_1 r^{-n}. \end{aligned}$$

Therefore, by (6.9) and (6.10), Σ'_i satisfies the uniform Euclidean area growth

$$(6.11) \quad \text{Area}(\Sigma'_i \cap \mathbb{B}_{r'}^L(0)) \leq C(r')^n$$

for any fixed $r' > 0$ and i large enough. After applying the classical convergence theorem for minimal hypersurfaces with bounded area and curvature (6.6), a subsequence of Σ'_i converges smoothly and locally uniformly to a complete embedded stable minimal hypersurface Σ_∞ in the Euclidean $(n+1)$ -space containing $T_p M$, which also satisfies the above Euclidean area growth and $0 \in \Sigma_\infty$. It follows from the classical Bernstein theorem [21, Theorem 2] that Σ_∞ is an n -plane, which contradicts $|A_{\Sigma_\infty}|(0) = 1$ in (6.5).

Case (II). In this case, the edge $\partial^E M_i$ will disappear in the limit ($\liminf_{i \rightarrow \infty} \lambda_i d_i = \infty$), while the face $\partial^+ M_{p,r_0}$ will not ($\liminf_{i \rightarrow \infty} \lambda_i d_i^+ < \infty$). By Lemma 6.1, we also have $\liminf_{i \rightarrow \infty} \lambda_i d_i^- = \infty$, i.e. the face $\partial^- M_{p,r_0}$ will disappear in the limit too. Hence,

$M_i \rightarrow P_+$ = an affine half space in the $(n+1)$ -space containing $T_p M$.

Additionally, let $R_i := \text{dist}_{\mathbb{R}^L}(z_i^+, \partial^- M_{p,r_0})$, which satisfies $d_i^- \leq d_i^+ + R_i$, and thus $\liminf_{i \rightarrow \infty} \lambda_i R_i = \infty$. Given any fixed $r' > 0$, we can take i large enough so that

$$R_i > d_i^+ + r'/\lambda_i \quad \text{and} \quad \mathbb{B}_{d_i^+ + r'/\lambda_i}^L(z_i^+) \cap \partial^- M_{p,r_0} = \emptyset.$$

Denote by $w_i \in \partial^E M$ the nearest projection of z_i^+ to $\partial^E M$ (in \mathbb{R}^L), which satisfies $|w_i - z_i^+| \leq 2R_i/\sin(\theta(p))$ for i large enough by Lemma 6.1. Then for i -large,

$$\mathbb{B}_{r'/\lambda_i}^L(y_i) \subset \mathbb{B}_{d_i^+ + r'/\lambda_i}^L(z_i^+) \subset \mathbb{B}_{R_i}^L(z_i^+) \subset \mathbb{B}_{(1+2/\sin(\theta(p)))R_i}^L(w_i) \subset \mathbb{B}_{r/2}^L(w_i) \subset \mathbb{B}_r^L(p).$$

Combining the above inclusions and the boundary/edge monotonicity formula ([6, Theorem 3.4], Proposition 3.2), we have

$$\begin{aligned} \frac{\text{Area}(\Sigma_i \cap \mathbb{B}_{r'/\lambda_i}^L(y_i))}{(r'/\lambda_i)^n} &\leq (\lambda_i d_i^+ / r' + 1)^n \frac{\text{Area}(\Sigma_i \cap \mathbb{B}_{d_i^+ + r'/\lambda_i}^L(z_i^+))}{(d_i^+ + r'/\lambda_i)^n} \\ &\leq C \frac{\text{Area}(\Sigma_i \cap \mathbb{B}_{R_i}^L(z_i^+))}{R_i^n} \\ &\leq C \frac{(\sin(\theta(p)) + 2)^n \text{Area}(\Sigma_i \cap \mathbb{B}_{(1+2/\sin(\theta(p)))R_i}^L(w_i))}{\sin^n(\theta(p)) [(1+2/\sin(\theta(p)))R_i]^n} \\ &\leq C \frac{\text{Area}(\Sigma_i \cap \mathbb{B}_{r/2}^L(w_i))}{(r/2)^n} \leq C \frac{\text{Area}(\Sigma_i \cap \mathbb{B}_r^L(p))}{r^n} \leq CC_1 r^{-n}, \end{aligned}$$

where we used the facts that $\lambda_i d_i^+$ is uniformly bounded and $R_i > d_i^+ + r'/\lambda_i$ in the second inequality. This indicates that Σ'_i satisfies the uniform Euclidean area growth as in (6.11) for any fixed $r' > 0$ and i large enough.

If for any $r' > 0$ there is a subsequence Σ_i so that its connected component passing through y_i has no free boundary on $\partial^+ M_{p,r_0} \cap \mathbb{B}_{r'/\lambda_i}^L(y_i)$. Then as in **Case (i)**, the classical convergence theorem indicates that Σ'_i converges smoothly and locally uniformly to a complete embedded stable minimal hypersurface Σ_∞ in $P_+ \subset \mathbb{R}^{n+1}$ satisfying the Euclidean area growth (6.11), which can not touch ∂P_+ by the maximum principle and $|A_{\Sigma_\infty}|(0) = 1$. Nevertheless, as a complete stable minimal hypersurface in \mathbb{R}^{n+1} (since $\Sigma \cap \partial P_+ = \emptyset$), the Bernstein theorem ([21]) also gives a contradiction as $|A_{\Sigma_\infty}|(0) = 1$.

If there is $r' > 0$ so that for any i large enough, the connected component of Σ_i passing through y_i has free boundary on $\partial^+ M_{p,r_0} \cap \mathbb{B}_{r'/\lambda_i}^L(y_i)$. By the convergence theorem (c.f. [6, Theorem 6.1]) for FBMHS with bounded area and curvature (6.6), a subsequence of Σ'_i converges to an embedded stable minimal hypersurface $(\Sigma_\infty, \partial\Sigma_\infty) \subset (P_+, \partial P_+)$, which also satisfies the Euclidean area growth (6.11) and $\partial\Sigma_\infty \neq \emptyset$. Note also that $\text{int}(\Sigma_\infty)$ can not touch ∂P_+ due to the maximum principle and $|A_{\Sigma_\infty}|(0) = 1$, which indicates Σ_∞ is properly embedded. Applying the reflection technique ([6, Lemma 2.6]) to Σ_∞ across ∂P_+ , we obtain a complete embedded stable minimal hypersurfaces in a Euclidean $(n+1)$ -space with non-zero second fundamental form (6.5) and Euclidean area growth, which contradicts the Bernstein theorem [21, Theorem 2].

Case (III). In this case, we have

$$M_i \rightarrow \Omega_{\theta(p)}^{n+1} = H_+ \cap H_- = \text{a wedge domain in the } (n+1)\text{-space containing } T_p M,$$

where H_\pm are two affine half space. For any fixed $r' > 0$ and i large enough, we see

$$\mathbb{B}_{r'/\lambda_i}^L(y_i) \subset \mathbb{B}_{d_i+r'/\lambda_i}^L(z_i) \subset \mathbb{B}_{r/2}^L(z_i) \subset \mathbb{B}_r(p).$$

As before, since $\{\lambda_i d_i\}$ are uniformly bounded, the above inclusions and the edge monotonicity formula (Proposition 3.2) shows

$$\frac{\text{Area}(\Sigma_i \cap \mathbb{B}_{r'/\lambda_i}^L(y_i))}{(r'/\lambda_i)^n} \leq C_1 r^{-n} 2^n C (1 + \lambda_i d_i / r')^n \leq C.$$

Therefore, Σ'_i also satisfies the uniform Euclidean area growth as in (6.11). Applying the Convergence Theorem 4.4, a subsequence $\{\Sigma'_i\}$ converges to an almost properly embedded locally wedge-shaped stable FBMH $(\Sigma_\infty, \{\partial_m \Sigma_\infty\}) \subset (\Omega, \{\partial_{m+1} \Omega\})$, which also satisfies the uniform Euclidean area growth (6.11). Hence, the Bernstein-type theorem 5.3 indicates $\Sigma_\infty = P \cap \Omega$ is flat, where P is an n -plane. If $0 \notin \partial^E \Sigma_\infty$, then the convergence near 0 is smooth, so the contradiction with (6.5) is achieved. If $0 \in \partial^E \Sigma_\infty$, then $\Sigma'_i \cap \mathbb{B}_{r'}^L(0)$ can be written as a graph of some function u_i on the Euclidean n -wedge $\Sigma_\infty \cap \mathbb{B}_{r'}^L(0) = P \cap \Omega \cap \mathbb{B}_{r'}^L(0)$ with $\|u_i\|_{C^{1,\alpha}(P \cap \Omega \cap \mathbb{B}_{r'}^L(0))} \rightarrow 0$. Using (†)(‡) and the elliptic estimates in [18, Theorem 2.17, Appendix C], one can obtain that $\|u_i\|_{C^2(P \cap \Omega \cap \mathbb{B}_{r'}^L(0))} \rightarrow 0$, which again contradicts (6.5). \square

APPENDIX A. PROOF OF THE MONOTONICITY FORMULA

Proof of Proposition 3.2. By Lemma 4.1, there exist $r_0 > 0$ and $C_0 > 0$ depending only on $M \subset \mathbb{R}^L$ so that for any $p_0 \in \partial^E M$ we have a local model $(\phi_{p_0}, \mathbb{B}_{r_0}^L(p_0), \Omega_{p_0})$ of M around p_0 satisfying

$$(A.1) \quad \frac{1}{1+\epsilon} \leq |D\phi|_{C^0(\mathbb{B}_{r_0}^L(0))} \leq 1+\epsilon, \quad |D^2\phi|_{C^0(\mathbb{B}_{r_0}^L(0))} \leq C_0, \quad |D^2\phi^{-1}|_{C^0(\mathbb{B}_{r_0}^L(0))} \leq C_0,$$

where $\epsilon > 0$ with $(1+\epsilon)^2 \leq 2$. For simplicity, we write $\phi = \phi_{p_0}$, $\Omega = \Omega_{p_0}$.

Consider the position vector field $X(x) := x$ in \mathbb{R}^L , which satisfies $X \lrcorner (\Omega \times 0^{L-n-1}) \in \mathfrak{X}_{tan}(\Omega \times 0^{L-n-1})$. Define then

$$Y(p) := D\phi(X(\phi^{-1}(p))) \in T_p\mathbb{R}^L, \quad \text{for } p \in \mathbb{B}_{r_0}^L(p_0).$$

By a direct computation and (A.1), we have

$$(A.2) \quad |Y(p) - (p - p_0)| \leq (1 + \epsilon)C_0|p - p_0|^2 \quad \text{and} \quad |(DY)_p - \text{Id}| \leq (1 + \epsilon)^2C_0|p - p_0|,$$

for $p \in \mathbb{B}_{r_0}^L(p_0)$. Without loss of generality, assume $p_0 = 0$ and write $Y(p) = p + (Y(p) - p)$.

Let $r(p) := |p|$ for $p \in \mathbb{R}^L$, and $\varphi : \mathbb{R} \rightarrow \mathbb{R}$ be a smooth function so that $\varphi \geq 0$, $\varphi' \leq 0$, and $\varphi \lrcorner [r_0/2, \infty) = 0$. Then, we have $(\varphi \circ r) \cdot Y \lrcorner M \in \mathfrak{X}_{tan}(M)$. In addition, by (A.2) and the computation in [6, Theore 3.4, Page 9],

$$\text{div}_S((\varphi \circ r) \cdot Y) \geq \varphi(r) (n - n(1 + \epsilon)^2C_0r) + \varphi'(r) \left[r(1 - |\nabla_S^\perp r|^2) + (1 + \epsilon)C_0r^2 \right].$$

where $S \subset \mathbb{R}^L$ is an n -dimensional subspace. Note $0 = \delta V((\varphi \circ r) \cdot Y)$ since $V \in \mathcal{V}_n(M)$ is stationary in M with free boundary. Hence, combining the above inequality with the first variation formula (3.1), we conclude

$$\int n\varphi(r) + \int \varphi'(r)r \cdot (1 + (1 + \epsilon)C_0r) \leq n(1 + \epsilon)^2C_0 \int \varphi(r)r + \int \varphi'(r)r \cdot |\nabla_S^\perp r|^2.$$

Now, for any $\rho \in (0, r_0/2)$, we take $\varphi(r) = \xi(\frac{r}{\rho})$, where $\xi : [0, \infty) \rightarrow [0, 1]$ is a smooth cut-off function with $\xi' \leq 0$ and $\xi \lrcorner [1, \infty) = 0$. Therefore, $\xi(\frac{r}{\rho}) = 0$ for $r \geq \rho$, and $r\varphi'(r) = -\rho \frac{d}{d\rho}(\xi(\frac{r}{\rho}))$. After plugging these into the above inequality and adding $n(1 + \epsilon)C_0\rho \int \xi(\frac{r}{\rho})$ on both sides, we see

$$\begin{aligned} n(1 + (1 + \epsilon)C_0\rho) \int \xi\left(\frac{r}{\rho}\right) - \rho(1 + (1 + \epsilon)C_0\rho) \frac{d}{d\rho} \int \xi\left(\frac{r}{\rho}\right) \\ \leq n(1 + \epsilon)(2 + \epsilon)C_0\rho \int \xi\left(\frac{r}{\rho}\right) - \rho \frac{d}{d\rho} \int \xi\left(\frac{r}{\rho}\right) |\nabla_S^\perp r|^2. \end{aligned}$$

Denote by $I(\rho) := \int \xi(\frac{r}{\rho})$ and by $J(\rho) := \int \xi(\frac{r}{\rho})|\nabla_S^\perp r|^2$. Then we have

$$(1 + (1 + \epsilon)C_0\rho) \frac{d}{d\rho} \left(\frac{I(\rho)}{\rho^n} \right) \geq \frac{J'(\rho)}{\rho^n} - n(1 + \epsilon)(2 + \epsilon)C_0 \frac{I(\rho)}{\rho^n},$$

and thus

$$\frac{d}{d\rho} \left(\frac{I(\rho)}{\rho^n} \right) + n(1 + \epsilon)(2 + \epsilon)C_0 \frac{I(\rho)}{\rho^n} \geq \frac{J'(\rho)}{(1 + (1 + \epsilon)C_0\rho)\rho^n},$$

which implies

$$\frac{d}{d\rho} \left[e^{n(1+\epsilon)(2+\epsilon)C_0 \cdot \rho} \cdot \frac{I(\rho)}{\rho^n} \right] \geq \int \frac{e^{n(1+\epsilon)(2+\epsilon)C_0 \cdot \rho}}{(1 + (1 + \epsilon)C_0\rho)\rho^n} \cdot \frac{d}{d\rho} \left(\xi\left(\frac{r}{\rho}\right) \right) \cdot |\nabla_S^\perp r|^2 \geq 0.$$

Next, suppose $\xi' \lrcorner [0, (1 - \delta)\rho] = 0$ for some $\delta > 0$ small enough. Then,

$$\frac{d}{d\rho} \left[e^{n(1+\epsilon)(2+\epsilon)C_0 \cdot \rho} \cdot \frac{I(\rho)}{\rho^n} \right] \geq \frac{d}{d\rho} \int \frac{e^{n(1+\epsilon)(2+\epsilon)C_0 \cdot r}}{\left(1 + (1 + \epsilon)C_0 \frac{r}{1-\delta}\right) \left(\frac{r}{1-\delta}\right)^n} \cdot \xi\left(\frac{r}{\rho}\right) \cdot |\nabla_S^\perp r|^2.$$

Finally, since $\epsilon, r_0, C_0 > 0$ are uniform constants, the monotonicity formula is obtained by taking the integral over $\rho \in [s, t]$ and letting $\xi \rightarrow 1_{[0,1]}$, $\delta \rightarrow 0$. \square

APPENDIX B. MAXIMUM PRINCIPLE FOR FBMHS IN WEDGE DOMAINS

In this appendix, we show the maximum principle for FBMHS in wedge domains, which is based on the maximum principle of Lieberman [15].

Theorem B.1. *Let $M^{n+1} \subset \mathbb{R}^L$ be a locally wedge-shaped Riemannian manifold (with induced metric), $B \subset M$ be a simply connected open set. Suppose $(\Sigma_i, \{\partial_m \Sigma_i\}) \subset (B, \{\partial_{m+1} M \cap B\})$, $i \in \{1, 2\}$, are two connected $C^{1,1}$ -to-edge almost properly embedded free boundary minimal hypersurfaces so that $\Sigma_1 \cap \Sigma_2 \neq \emptyset$ and Σ_2 lies on one side of Σ_1 . Then*

- either Σ_1 is transversal to Σ_2 at some touching point $p \in (\text{int}(\Sigma_i) \cap \partial^F M) \cup \partial^{FE} \Sigma_i$, $i = 1$ or 2 ,
- or $\Sigma_1 = \Sigma_2$.

Proof. Suppose Σ_1 does not meet Σ_2 transversally at any touching point of Σ_i , $i \in \{1, 2\}$. Then for any $p \in \Sigma_1 \cap \Sigma_2$ with $p \notin \partial^E \Sigma_1$, we must have Σ_1 and Σ_2 are touching at p by Proposition 3.8. It follows from the standard maximum principle that $\Sigma_1 \setminus \partial^E \Sigma_1 = \Sigma_2 \setminus \partial^E \Sigma_2$, and thus $\Sigma_1 = \Sigma_2$ by taking closure.

Now we assume $p \in \partial^E \Sigma_1 \cap \Sigma_2$. Then the above assumptions and Proposition 3.8 immediately suggest that Σ_1 and Σ_2 are touching at $p \in \partial^E \Sigma_1 \cap \partial^E \Sigma_2$. Hence, in a local model $(\phi_p, \mathbb{B}_{2R}^L(p), \Omega_p^n \times \mathbb{R})$ of M near p , we can write

$$\Sigma_i = \text{Graph}(u^i) = \{(x_1, \dots, x_n, u^i(x_1, \dots, x_n))\}, \quad i \in \{1, 2\},$$

for some $u^i \in C^{1,1}(\Omega_R) \cap C^\infty(\Omega_R \setminus \partial^E \Omega)$ in a wedge domain $\Omega_R := \Omega \cap \text{Clos}(\mathbb{B}_R^n(0))$ so that u^i satisfies the minimal surface equation with oblique boundary condition (4.1), and

$$(B.1) \quad u^1(0) = u^2(0) = 0, \quad Du^1(0) = Du^2(0) = 0, \quad u^1(x) \geq u^2(x), \quad \forall x \in \Omega_R.$$

By a standard argument (cf. [2, Lemma 1.26]), $v := u^1 - u^2 \in C^{1,1}(\Omega_R) \cap C^\infty(\Omega_R \setminus \partial^E \Omega)$ satisfies a second order elliptic PDE:

$$\begin{cases} \tilde{a}_{ij} v_{ij} + \tilde{b}_i v_i + \tilde{c} v = 0 & \text{in int}(\Omega_R), \\ \tilde{\beta}_\pm^i v_i + \tilde{\gamma}_\pm v = 0 & \text{on } \partial^\pm \Omega_R, \end{cases}$$

where $\tilde{a}_{ij} \in C^{0,1}(\Omega_R)$, $\tilde{b}_i, \tilde{c} \in L^\infty(\Omega_R)$, $\tilde{\beta}_\pm^i \in C^{1,1}(\partial^\pm \Omega_R)$, and $\tilde{\gamma}_\pm \in C^{0,1}(\partial^\pm \Omega_R)$. Since $v \geq 0$ and $v(0) = 0$, it follows from the maximum principle of Lieberman [15, Corollary 2.4] that $v \equiv 0$, i.e. $\Sigma_1 = \Sigma_2$. \square

REFERENCES

- [1] F. J. Almgren Jr. The theory of varifolds. *Mimeographed notes*, 1965.
- [2] T. H. Colding and W. P. Minicozzi. *A course in minimal surfaces*, volume 121. American Mathematical Soc., 2011.
- [3] R. Courant. *Dirichlet's principle, conformal mapping, and minimal surfaces*. Courier Corporation, 2005.
- [4] N. Edelen and C. Li. Regularity of free boundary minimal surfaces in locally polyhedral domains. *Communications on Pure and Applied Mathematics*, 75(5):970–1031, 2022.
- [5] M. Grüter and J. Jost. Allard type regularity results for varifolds with free boundaries. *Annali della Scuola Normale Superiore di Pisa-Classe di Scienze*, 13(1):129–169, 1986.
- [6] Q. Guang, M. M.-c. Li, and X. Zhou. Curvature estimates for stable free boundary minimal hypersurfaces. *Journal für die reine und angewandte Mathematik (Crelles Journal)*, 2020(759):245–264, 2020.
- [7] Q. Guang, Z. Wang, and X. Zhou. Compactness and generic finiteness for free boundary minimal hypersurfaces, i. *Pacific Journal of Mathematics*, 310(1):85–114, 2021.
- [8] S. Hildebrandt and F. Sauvigny. Minimal surfaces in a wedge I. asymptotic expansions. *Calculus of Variations and Partial Differential Equations*, 5:99–115, 1997.

- [9] S. Hildebrandt and F. Sauvigny. Minimal surfaces in a wedge II. the edge-creeping phenomenon. *Archiv der Mathematik*, 69(2):164–176, 1997.
- [10] S. Hildebrandt and F. Sauvigny. Minimal surfaces in a wedge. III. existence of graph solutions and some uniqueness results. 1999.
- [11] S. Hildebrandt and F. Sauvigny. Minimal surfaces in a wedge: IV. hölder estimates of the gauss map and a bernstein theorem. *Calculus of Variations and Partial Differential Equations*, 8(1):71–90, 1999.
- [12] C. Li. The dihedral rigidity conjecture for n-prisms. *arXiv preprint arXiv:1907.03855*, 2019.
- [13] C. Li. A polyhedron comparison theorem for 3-manifolds with positive scalar curvature. *Inventiones mathematicae*, 219:1–37, 2020.
- [14] M. M.-C. Li and X. Zhou. Min-max theory for free boundary minimal hypersurfaces, I: Regularity theory. *Journal of Differential Geometry*, 118(3):487–553, 2021.
- [15] G. M. Lieberman. Local estimates for subsolutions and supersolutions of oblique derivative problems for general second order elliptic equations. *Transactions of the American Mathematical Society*, 304(1):343–353, 1987.
- [16] G. M. Lieberman. Oblique derivative problems in lipschitz domains: II. discontinuous boundary data. 1988.
- [17] G. M. Lieberman. Optimal Hölder regularity for mixed boundary value problems. *Journal of Mathematical Analysis and Applications*, 143(2):572–586, 1989.
- [18] L. Mazurowski and T. Wang. Min-max theory for free boundary minimal hypersurfaces in locally wedge-shaped manifolds. *arXiv preprint arXiv:2307.12953*, 2023.
- [19] J. T. Pitts. *Existence and regularity of minimal surfaces on Riemannian manifolds. (MN-27)*, volume 27. Princeton University Press, 2014.
- [20] R. Schoen and L. Simon. Regularity of stable minimal hypersurfaces. *Communications on Pure and Applied Mathematics*, 34(6):741–797, 1981.
- [21] R. Schoen, L. Simon, and S.-T. Yau. Curvature estimates for minimal hypersurfaces. 1975.
- [22] L. Simon. *Lectures on geometric measure theory*. The Australian National University, Mathematical Sciences Institute, Centre for Mathematics & its Applications, 1983.
- [23] M. Struwe. On a free boundary problem for minimal surfaces. *Inventiones mathematicae*, 75(3):547–560, 1984.
- [24] T. Wang. Min-max theory for G -invariant minimal hypersurfaces. *The Journal of Geometric Analysis*, 32(9):1–53, 2022.
- [25] T. Wang. Min-max theory for free boundary G -invariant minimal hypersurfaces. *Advances in Mathematics*, 425:109087, 2023.

CORNELL UNIVERSITY, DEPARTMENT OF MATHEMATICS, ITHACA, NEW YORK 14850
 Email address: `lmm334@cornell.edu`

INSTITUTE FOR THEORETICAL SCIENCES, WESTLAKE INSTITUTE FOR ADVANCED STUDY, WESTLAKE UNIVERSITY, HANGZHOU, ZHEJIANG, 310024, CHINA
 Email address: `wangtongrui@westlake.edu.cn`