
Multi-Fidelity Data Assimilation For Physics Inspired Machine Learning In Uncertainty Quantification Of Fluid Turbulence Simulations

Minghan Chu ^{*1} Weicheng Qian ^{*2}

Department of Mechanical and Materials Engineering ¹ Department of Computer Science ²

Queen's University ¹ University of Saskatchewan ²

17MC93@queensu.ca ¹ weicheng.qian@usask.ca ²

Abstract

Reliable prediction of turbulent flows is an important necessity across different fields of science and engineering. In Computational Fluid Dynamics (CFD) simulations, the most common type of models are eddy viscosity models that are computationally inexpensive but introduce a high degree of epistemic error. The Eigenspace Perturbation Method (EPM) attempts to quantify this predictive uncertainty via physics based perturbation in the spectral representation of the predictions. While the EPM outlines how to perturb, it does not address how much or even where to perturb. We address this need by introducing machine learning models to predict the details of the perturbation, thus creating a physics inspired machine learning (ML) based perturbation framework. In our choice of ML models, we focus on incorporating physics based inductive biases while retaining computational economy. Specifically we use a Convolutional Neural Network (CNN) to learn the correction between turbulence model predictions and true results. This physics inspired machine learning based perturbation approach is able to modulate the intensity and location of perturbations and leads to improved estimates of turbulence model errors.

1. Introduction

Turbulent fluid flows are common across different fields of science and engineering. The most commonly used models are Eddy Viscosity Models (EVMs) that are computationally inexpensive but introduce a high degree of epistemic error or model-form uncertainty, due to simplifications like the Boussinesq Turbulent Viscosity Hypothesis (TVH). The quantification of these model-form uncertainty (Duraismy et al., 2017) ensures reliable designs and analysis. The Eigenspace Perturbation Method (EPM) (Emory et al., 2013; Iaccarino et al., 2017) is a physics based framework

to quantify model-form uncertainty introduced in EVMs. This method has shown reliable uncertainty quantification with low computational cost, and has been applied to a variety of engineering problems including virtual certification of aircraft designs (Mukhopadhyaya et al., 2020; Nigam et al., 2021), design of urban structures (Gorlé et al., 2019), aerospace design and analysis (Mishra et al., 2019b; Mishra & Iaccarino, 2017a; Mishra et al., 2019a; Mishra & Iaccarino, 2017b), application to design under uncertainty (DUU) (Demir et al., 2023; Cook et al., 2019; Mishra et al., 2020; Righi, 2023), etc .

The EPM only outlines how to perturb, while it does not address how much to perturb. As an illustration the EPM uses the maximal physics permissible perturbation all over the flow domain. The strength of perturbation should reflect the degree of discrepancy between EVMs and the truth, as the discrepancy actually varies spatially in the flow domain. We address this need by developing a function to predict the degree of perturbation at different locations. While there aren't physics based precepts to completely determine this function to predict the spatial variation of perturbations, it can be estimated reliably from data. Machine Learning based approaches are becoming more used in fluid mechanics applications (Duraismy et al., 2019; Chung et al., 2021; Brunton et al., 2020). Some prior investigators have tried to use ML to improve turbulence model UQ (Xiao et al., 2016; Wu et al., 2018; Heyse et al., 2021b;a; Zeng et al., 2022). These studies have focused on more complex models that necessitate large incorporation of labeled data and limit generalizability. These studies used polynomial regression (Chu et al., 2022), Probabilistic Graphical Models (PGMs), Random Forests, etc. These do not reflect the non-locality of turbulence physics where the evolution of a turbulent flow at a location is affected by far off points in the flow domain too.

We utilize a new solution which tries to compensate for the absent non-local physics in turbulence models via the inductive biases of Convolutional Neural Networks (CNNs). We use this to formulate a function that predicts the degree

of perturbation and improving the EPM.

2. Methodology

The turbulence kinetic energy k plays an important role in the estimates of the model-form uncertainty introduced in RANS models using the Eigenspace Perturbation Method (Emory et al., 2013; Iaccarino et al., 2017). We employed a one-dimensional convolutional neural network (1D-CNN) to learn the function to correct RANS prediction towards DNS prediction, namely, correction function. Our approach enables the use of learned correction function for the computationally cheaper RANS prediction to replace the rather expensive high-fidelity DNS prediction.

For both the RANS and DNS simulation, we can summarize their results as the function of the perturbed turbulence kinetic energy $k^* = f(x, y)$, where x and y are coordinates in a two-dimensional computational domain, and f is the mapping from every coordinate (x, y) to k^* , embedded in triples (x, y, k^*) from simulation results.

Without assuming a specific form, the correction function for RANS is a mapping between two triples $\zeta : (x, y, k^{\text{RANS}}) \rightarrow (x, y, k^{\text{DNS}})$. Consider the model error for RANS and DNS in terms of kinetic energy, we have

$$p^{\text{RANS}}(K_g | x, y) = p(k_g = k^{\text{RANS}} | x, y), \quad (1)$$

$$p^{\text{DNS}}(K_g | x, y) = p(k_g = k^{\text{DNS}} | x, y), \quad (2)$$

where K_g is the unknown ground truth of kinetic energy at (x, y) . Turbulence kinetic energy that results from DNS simulation, i.e., p^{RANS} , can be estimated using RANS-based turbulence kinetic energy p^{DNS} and its correction function g as

$$p^{\text{DNS}}(K_g | x, y) = g(k^{\text{RANS}}, x, y) p(k^{\text{RANS}} | x, y). \quad (3)$$

Because $k^{\text{DNS}} = f^{\text{DNS}}(x, y)$ and $k^{\text{RANS}} = f^{\text{RANS}}(x, y)$, at each x , we have $k_y^{\text{DNS}} = f_x^{\text{DNS}}(y)$ and $k_x^{\text{RANS}} = f_x^{\text{RANS}}(y)$, assuming both f_x^{RANS} and f_x^{DNS} are continuous, that is, $\forall \varepsilon > 0, \exists \delta > 0, s.t. \forall |d| < \delta, |f_x(y+d) - f_x(y)| < \varepsilon$. We can approximate $g(k^{\text{RANS}}, x, y)$ with $\hat{g}(\mathbf{k}_{x,y,\delta}^{\text{RANS}})$, where $\mathbf{k}_{x,y,\delta}^{\text{RANS}} = [k_{x,y_0}^{\text{RANS}}, k_{x,y_1}^{\text{RANS}}, \dots]^T$ and $y_0, y_1, \dots \in [y - \delta, y + \delta]$. In other words, we can learn \hat{g} with paired $(\mathbf{k}_{x,y,\delta}^{\text{RANS}}, \mathbf{k}_{x,y,\delta}^{\text{DNS}})$.

Our one-dimensional convolutional neural network (1D-CNN) learns the correction function \hat{g} from paired RANS and DNS simulation estimated turbulence kinetic energy $(\mathbf{k}_{x,y,\delta}^{\text{RANS}}, \mathbf{k}_{x,y,\delta}^{\text{DNS}})$. Because our approximated correction function \hat{g} only depends on the neighbor of k^{RANS} , and coordinates (x, y) are only used to group neighbors of k^{RANS} , we

grouped simulation data by x and transformed (y, k) at x into $\mathbf{k}_{x,y,\delta}^{\text{RANS}}$ via a rolling window parameterized by window size. Our 1D-CNN has four-layers and in total 86 parameters: a single model for all zones at any x to correct RANS towards DNS.

3. Experiments Setup and Data Sources

We proposed a lightweight 1D-CNN approach to approximate the correction function that corrects RANS simulation towards DNS simulation. We experimented our lightweight CNN-based approach to approximate the correction function for RANS on two datasets: the in-house RANS/DNS (Zhang, 2021; Chu et al., 2022) dataset and the public RANS/DNS dataset (Voet et al., 2021). The in-house RANS/DNS dataset (Chu et al., 2022; Zhang, 2021) was obtained by considering the flow around an SD7003 airfoil. The public RANS/DNS dataset (Voet et al., 2021) was generated from the two-dimensional channel flow over periodically arranged hills. Both flow cases experience adverse pressure gradient, which causes the complex flow features of separation and reattachment. It is challenging both to understand and to model.

From Figure 1, we split x -coordinate grouped pairs of $(\mathbf{k}_{x,y,\delta}^{\text{RANS}}, \mathbf{k}_{x,y,\delta}^{\text{DNS}})$ into training set and validating set by their group key x . For both the in-house and the public dataset, we choose x at only three positions on the geometry from the beginning, the middle, and the end of all paired x values. For the in-house dataset based on the SD7003 airfoil geometry, $x/c = 0.4, 0.56, 0.58$; for the public dataset based on the two-dimensional periodically arranged hills, $x/c = 0, 0.046, 0.116, 0.128$, where c is a reference length used for normalization. For each dataset, we use a 80%–20% split as training–testing dataset.

For both datasets, we validated our trained 1D-CNN by comparing the L1 loss of RANS, denoted $L_c^1(\text{rans}) = |CF_k^{\text{RANS}} - CF_k^{\text{DNS}}|$, with the L1 loss of 1D-CNN corrected RANS, denoted $L_c^1(\text{pred}) = |CF_k^{\text{CNN}} - CF_k^{\text{DNS}}|$.

4. Results and discussion

Our CNN-based correction function is validated at all paired x locations. Figures 2 and 3 show the results for SD7003 and 2D periodically arranged hills, respectively, at four x locations within the region of separated flow. From Figure 2, the series of CNN predicted DNS profiles in the first row are then smoothed with the moving average (the average of points in a sliding window) with a window size of six consecutive estimations. Our CNN-based prediction for the k profile resemble the ground truth DNS despite being trained with only a few pairs of RANS and DNS results.

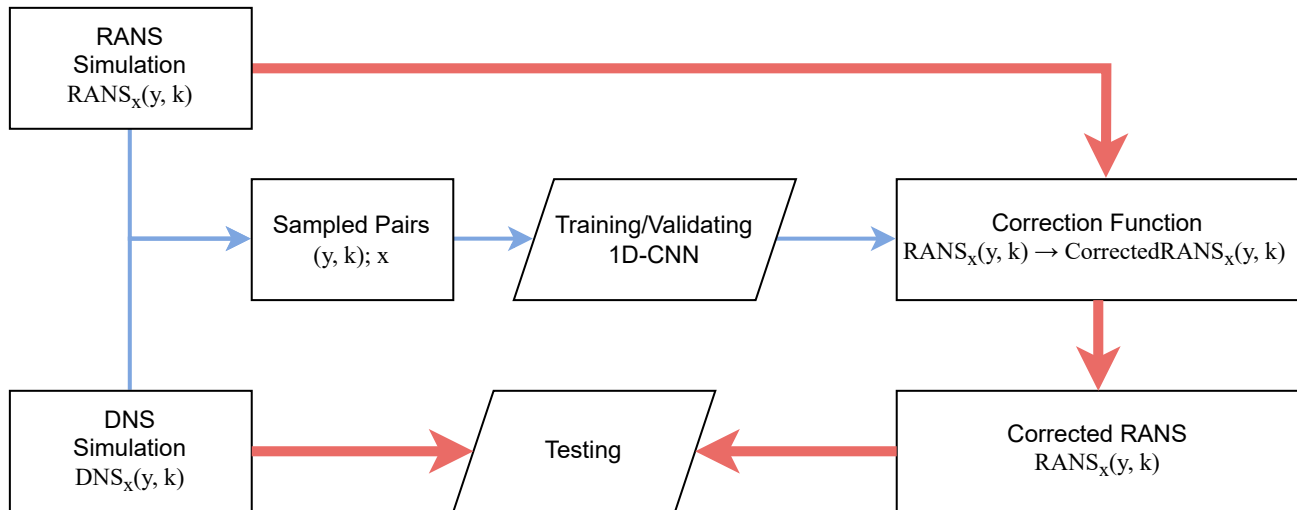


Figure 1. Data-flow Diagram for Experiments. Blue path is the training/validating path, and the red path is the validation path. Blue path represents small amount (about 20%) of data through flow. Red path represents large amount (about 80%) of data through flow.

For both datasets, the CNN-based correction function is trained on paired RANS-DNS simulated turbulence kinetic energy using less than 20% positions along x -axis, while the CNN-based function is still effective for the remaining 80% positions. In other words, our CNN-based correction can be used to predict RANS-DNS simulated turbulence kinetic energy at any x coordinate with only a fraction of the whole x coordinates. Furthermore, our lightweight CNN model uses the y coordinates for grouping RANS-simulated turbulence kinetic energy within a neighbor. The results of our CNN-based correction function suggests that RANS results might be improved by leveraging information embedded in the positions within a close neighbor, which is independent of the absolute coordinates (x, y) . The lightweight CNN-based correction function trained on one case can still help smooth and reduce the error of RANS-based results for other cases.

For both the in-house and the public flow cases, our CNN-based prediction for k lies closer to the DNS data at any x location, i.e., the discrepancy in general reduces as the flow proceeds further downstream. The RANS results deviate from the DNS data in both flow scenarios and our CNN-based correction function can significantly reduce the L1 error of RANS- from DNS-simulations, as shown in the second row of Figures 2 and 3, i.e., a $L_c^1(\text{pred})$ drop of two orders compared to $L_c^1(\text{rans})$.

From Figures 2 and 3, it is interesting to note that the CNN-based prediction for k tends to approach closer to the DNS profile as the flow proceeds further downstream. This indicates that the CNN-based correction function tends to become more trustworthy within the region of fully turbulent flow where flow features are less complex than that

within region of separated flow where rather complex flow features evolve.

5. Conclusion

To the best of our knowledge, we are among the first to examine the projection from RANS to DNS using the CNN approach. Our experiment results suggest that the CNN-based correction function corrects the RANS predictions for perturbed turbulence kinetic energy towards both the in-house and the public DNS data. A projection that can approximate the in-house DNS data reasonably well from RANS might exist independent of x . Our methodology can be easily extended to analyze flows over different types of airfoils.

Our findings are subject to following limitations: our CNN model was trained with only two datasets. Future work may include validation with more datasets on different flow cases, e.g., different types of airfoils. In addition, our CNN-based correction function will be integrated with the eigenspace perturbation framework to result in accurate perturbations and hence improved estimation of RANS UQ.

6. Impact statement

Separation, reattachment, and separation bubbles are so frequently encountered in real life engineering applications. However, those flow features are complex to both understand and model. LES and DNS give high-fidelity results, but the calculations are too expensive for practical engineering applications. Therefore, knowing the uncertainty associated with the low-cost RANS simulations are of great inter-

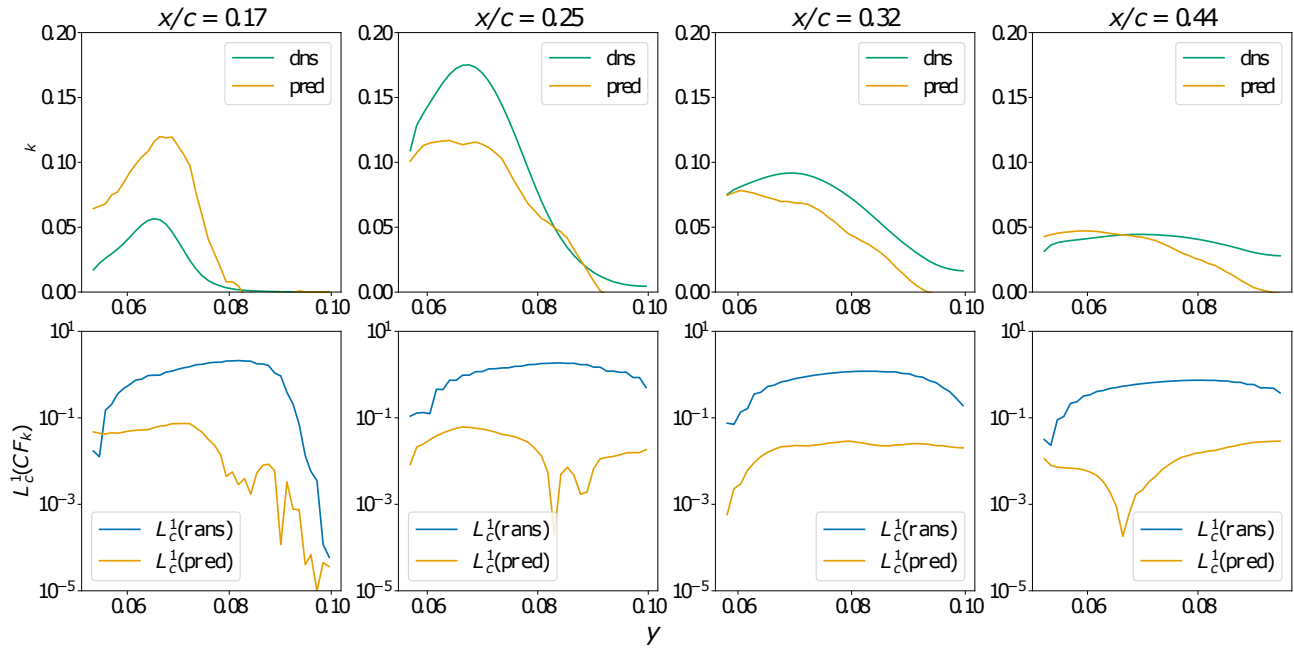


Figure 2. Results for Selig-Donovan 7003 airfoil. First row: CNN corrected DNS (pred) compared with ground truth (dns). Second row: Validation of 1D-CNN by comparing L1 loss between $L_c^1(\text{rans})$ and $L_c^1(\text{pred})$.

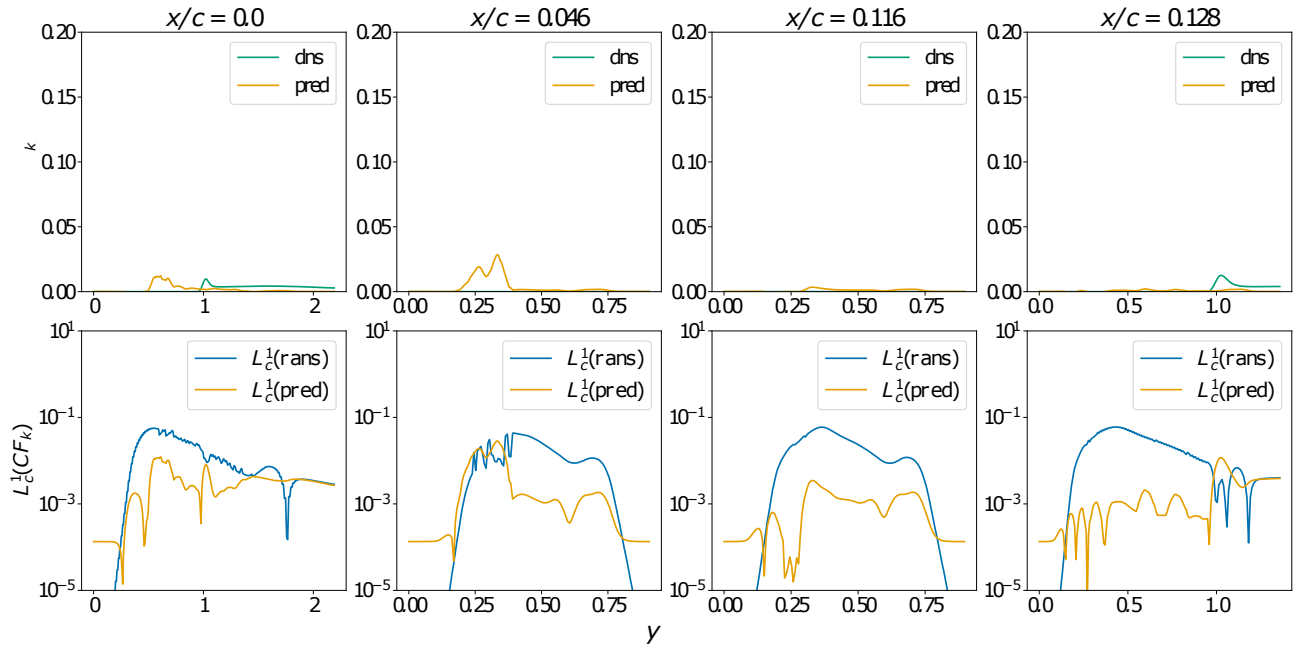


Figure 3. Results for two-dimensional periodically arranged hills. First row: CNN-based prediction (pred) compared with ground truth (dns). Second row: Validation of 1D-CNN by comparing L1 loss between $L_c^1(\text{rans})$ and $L_c^1(\text{pred})$.

est as it builds confidence when using RANS. An effective physics-based eigenspace perturbation method only presupposes the worst case scenario where maximum strength (tur-

bulence kinetic energy) of perturbation is assumed. Thus it gives overly conservative uncertainty estimates. Our physics inspired machine learning based perturbation approach is

able to spatially modulate the strength and location of the physics based perturbations and leads to improved estimates of turbulence model errors.

References

- Brunton, S. L., Noack, B. R., and Koumoutsakos, P. Machine learning for fluid mechanics. *Annual Review of Fluid Mechanics*, 52:477–508, 2020.
- Chu, M., Wu, X., and Rival, D. E. Model-form uncertainty quantification of reynolds-averaged navier–stokes modeling of flows over a sd7003 airfoil. *Physics of Fluids*, 34(11):117105, 2022.
- Chung, W. T., Mishra, A. A., Perakis, N., and Ihme, M. Data-assisted combustion simulations with dynamic submodel assignment using random forests. *Combustion and Flame*, 227:172–185, 2021.
- Cook, L. W., Mishra, A., Jarrett, J., Willcox, K., and Iaccarino, G. Optimization under turbulence model uncertainty for aerospace design. *Physics of Fluids*, 31(10):105111, 2019.
- Demir, G., Gorgularslan, R. M., and Aradag, S. Robust shape optimization under model uncertainty of an aircraft wing using proper orthogonal decomposition and inductive design exploration method. *Structural and Multidisciplinary Optimization*, 66(4):93, 2023.
- Duraisamy, K., Spalart, P. R., and Rumsey, C. L. Status, emerging ideas and future directions of turbulence modeling research in aeronautics. Technical report, 2017.
- Duraisamy, K., Iaccarino, G., and Xiao, H. Turbulence modeling in the age of data. *Annual Review of Fluid Mechanics*, 51:357–377, 2019.
- Emory, M., Larsson, J., and Iaccarino, G. Modeling of structural uncertainties in reynolds-averaged navier-stokes closures. *Physics of Fluids*, 25(11):110822, 2013.
- Gorlé, C., Zeoli, S., Emory, M., Larsson, J., and Iaccarino, G. Epistemic uncertainty quantification for reynolds-averaged navier-stokes modeling of separated flows over streamlined surfaces. *Physics of Fluids*, 31(3):035101, 2019.
- Heyse, J. F., Mishra, A. A., and Iaccarino, G. Data driven physics constrained perturbations for turbulence model uncertainty estimation. In *AAAI Spring Symposium: MLPS*, 2021a.
- Heyse, J. F., Mishra, A. A., and Iaccarino, G. Estimating rans model uncertainty using machine learning. *Journal of the Global Power and Propulsion Society*, 2021(May): 1–14, 2021b.
- Iaccarino, G., Mishra, A. A., and Ghili, S. Eigenspace perturbations for uncertainty estimation of single-point turbulence closures. *Physical Review Fluids*, 2(2):024605, 2017.
- Mishra, A. and Iaccarino, G. Rans predictions for high-speed flows using enveloping models. *arXiv preprint arXiv:1704.01699*, 2017a.
- Mishra, A. A. and Iaccarino, G. Uncertainty estimation for reynolds-averaged navier–stokes predictions of high-speed aircraft nozzle jets. *AIAA Journal*, 55(11):3999–4004, 2017b.
- Mishra, A. A., Duraisamy, K., and Iaccarino, G. Estimating uncertainty in homogeneous turbulence evolution due to coarse-graining. *Physics of Fluids*, 31(2):025106, 2019a.
- Mishra, A. A., Mukhopadhaya, J., Iaccarino, G., and Alonso, J. Uncertainty estimation module for turbulence model predictions in su2. *AIAA Journal*, 57(3):1066–1077, 2019b.
- Mishra, A. A., Mukhopadhaya, J., Alonso, J., and Iaccarino, G. Design exploration and optimization under uncertainty. *Physics of Fluids*, 32(8):085106, 2020.
- Mukhopadhaya, J., Whitehead, B. T., Quindlen, J. F., Alonso, J. J., and Cary, A. W. Multi-fidelity modeling of probabilistic aerodynamic databases for use in aerospace engineering. *International Journal for Uncertainty Quantification*, 10(5), 2020.
- Nigam, N., Mohseni, S., Valverde, J., Voronin, S., Mukhopadhaya, J., and Alonso, J. J. A toolset for creation of multi-fidelity probabilistic aerodynamic databases. In *AIAA Scitech 2021 Forum*, pp. 0466, 2021.
- Righi, M. Uncertainties quantification in the prediction of the aeroelastic response of the pazy wing tunnel model. In *AIAA SCITECH 2023 Forum*, pp. 0761, 2023.
- Voet, L. J., Ahlfeld, R., Gaymann, A., Laizet, S., and Montomoli, F. A hybrid approach combining dns and rans simulations to quantify uncertainties in turbulence modelling. *Applied Mathematical Modelling*, 89:885–906, 2021.
- Wu, J.-L., Xiao, H., and Paterson, E. Physics-informed machine learning approach for augmenting turbulence models: A comprehensive framework. *Physical Review Fluids*, 3(7):074602, 2018.
- Xiao, H., Wu, J.-L., Wang, J.-X., Sun, R., and Roy, C. Quantifying and reducing model-form uncertainties in reynolds-averaged navier–stokes simulations: A data-driven, physics-informed bayesian approach. *Journal of Computational Physics*, 324:115–136, 2016.

Zeng, F., Zhang, W., Li, J., Zhang, T., and Yan, C. Adaptive model refinement approach for bayesian uncertainty quantification in turbulence model. *AIAA Journal*, pp. 1–15, 2022.

Zhang, H. *Turbulent and Non-Turbulent Interfaces in Low Mach Number Airfoil Flows*. PhD thesis, Queen's University (Canada), 2021.