

CORE: Cooperative Reconstruction for Multi-Agent Perception

Binglu Wang^{1,2*}, Lei Zhang^{1*}, Zhaozhong Wang¹, Yongqiang Zhao¹, Tianfei Zhou^{3†}

¹ Northwestern Polytechnical University ² Beijing Institute of Technology ³ Computer Vision Lab, ETH Zurich

<https://github.com/zllxot/CORE>

Abstract

This paper presents **CORE**, a conceptually simple, effective and communication-efficient model for multi-agent cooperative perception. It addresses the task from a novel perspective of **cooperative reconstruction**, based on two key insights: 1) cooperating agents together provide a more holistic observation of the environment, and 2) the holistic observation can serve as valuable supervision to explicitly guide the model learning how to reconstruct the ideal observation based on collaboration. **CORE** instantiates the idea with three major components: a compressor for each agent to create more compact feature representation for efficient broadcasting, a lightweight attentive collaboration component for cross-agent message aggregation, and a reconstruction module to reconstruct the observation based on aggregated feature representations. This learning-to-reconstruct idea is task-agnostic, and offers clear and reasonable supervision to inspire more effective collaboration, eventually promoting perception tasks. We validate **CORE** on OPV2V, a large-scale multi-agent perception dataset, in two tasks, i.e., 3D object detection and semantic segmentation. Results demonstrate that the model achieves state-of-the-art performance on both tasks, and is more communication-efficient.

1. Introduction

Perception – identifying and interpreting sensory information – is a crucial ability for intelligent agents to sense the surrounding environment. Thanks to continued advances in deep learning, individual perception has demonstrated remarkable achievements in a number of tasks, e.g., detection [25, 44, 19, 35], segmentation [23, 8, 43] and tracking [34, 39]. Though being promising, it tends to suffer from issues (e.g., occlusion) stemmed from limited line-of-sight visibility of individual agents and is challenged by safety concerns. A more compelling paradigm is *cooperative perception*, i.e., a collection of agents to be

*The first two authors contribute equally to this work.

†Corresponding author: Tianfei Zhou.




Figure 1: **CORE** addresses multi-agent perception from a novel perspective of cooperative reconstruction. Take the Lidar-based autonomous driving scenario as an example, individual vehicles are confined to limited sensing capabilities of onboard sensors, yielding partial observations of the whole scene (i.e., raw BEVs). **CORE** takes a straightforward but remarkably effective step to address this: in addition to task-aware learning (e.g., object detection, semantic segmentation), **CORE** explicitly learns to reconstruct the complete scene (i.e., reconstructed BEVs) from incomplete observations of cooperating agents. The reconstruction-aware learning objective serves as a more sensible goal to inspire more effective cooperation of connected agents, ultimately boosting perception performance.

have as a group by exchanging information with each other so as to use their combined sensory experiences to perceive. Along this direction, recent efforts have been made to deliver datasets [40, 38, 15, 5] and cooperative solutions [22, 21, 1, 5, 27, 30, 11, 2, 33, 37, 38].

All these solutions hold a consensus promise that multiple agents together provide a holistic observation to the environment. But there is a practical challenge of performance-bandwidth trade-off to be addressed. On this account, some studies explore *adaptive communication architectures* to reduce bandwidth requirements by dynamically determining for each agent, e.g., whom to communicate with [22], when to communicate [21], and what message to communicate [11], while others focus more on the design of multi-agent *collaborative strategies*, e.g., early collaboration [3, 1] to aggregate raw observations of cooperating agents, late collaboration [20, 32] to combine

prediction results only, or the prevailing intermediate collaboration [2, 33, 27, 37, 38] to fuse intermediate feature representations that are easy to compress. Although these approaches find applications in myriad domains, from autonomous driving [15], to automated warehouses [28], to search and rescue [29], a key question remains unanswered:

what should the ideal sensory state of each agent look like after information exchanging and aggregation?

Prior approaches rely on task-specific objectives to learn how to communicate or collaborate, which is sub-optimal and potentially degrades generalization capabilities of models to a broader array of perception tasks.

This paper advocates an approach from a novel perspective of cooperative reconstruction (see Fig. 1). Our main insight is that, if multiple agents together indeed offer a more complete observation of scene, by absorbing others' information, an agent will be able to *reconstruct* missing parts in its partial raw observation. By learning to reconstruct, the model is urged to learn more effective task-agnostic feature representations, and can offer a clearer explanation to the ideal cooperative state (*i.e.*, features) of the agent, that is, from which we are able to reconstruct its complete observation. Moreover, this learning-to-reconstruct idea naturally links to recent advancements in masked data modeling [10, 7, 24], and enables our model to recover complete observation from even more corrupted inputs obtained, *e.g.*, by masking some proportion of raw observations. With this capability, agents will be allowed to exchange spatially sparse features to reduce transmission overhead during inference.

The idea is realized with our **CORE** framework. Given a collection of agents and their 2D bird's eye view (BEV) maps, **CORE** performs cooperative reconstruction with three key modules: a *compression* module, a *collaboration* module and a *reconstruction* module. 1) The *compression* module computes a compressed feature representation of each BEV for efficient transmission. Unlike most prior works [27, 16, 37] that only consider channel-wise compression, the module imposes more significant compression by masking (sub-sampling) features along the spatial dimension. 2) The *collaboration* module is a lightweight attention module that encourages knowledge exchanging across cooperating agents to enhance feature representations of each individual agent. 3) The *reconstruction* module takes a decoder structure to recover complete scene observation from the enhanced feature representation. It is learned in a supervised rather than self-supervised [10, 24, 7, 17] manner, because we can easily obtain the supervision by aggregating raw sensor data of all agents. Note that the communication-costly raw data fusion only works in the training phase, and the entire reconstruction module will be discarded during inference. The reconstruction objective provides an explicit guidance to multi-agent collaboration, leading to ideal cooperative representations that will benefit

various perception tasks. For task-specific decoding (*e.g.*, detection or segmentation), **CORE** applies conventional decoders in parallel with the reconstruction decoder.

To verify **CORE**, we conduct experiments in the autonomous driving scenarios on the OPV2V [38] dataset. Two popular tasks, *i.e.*, 3D object detection and semantic segmentation, are studied. Results show that **CORE** is generalizable across tasks, and delivers better trade-off between perception accuracy and communication bandwidth.

2. Related Work

Cooperative Perception enables multiple agents to perceive surrounding environment collaboratively by sharing their observations and knowledge, which offers a great potential for improving individual's safety, resilience and adaptability [14, 26, 9, 5, 16]. Recent years have witnessed many related systems developed to support a broad range of real-world applications, *e.g.*, vehicle-to-vehicle (V2V)-communication-aided autonomous driving [37, 38, 33, 2, 3, 5], multirobot warehouse automation system [18, 42] and multiple unmanned aerial vehicles (UAVs) for search and rescue [29]. As single-agent perception tasks, the progress is largely driven by high-quality datasets, *e.g.*, OPV2V [38], DAIR-V2X [40], V2X-Sim 1.0 [16] and 2.0 [15].

Based on these datasets, many effective cooperative perception methods are developed. One straightforward solution, widely studied in early efforts [3, 1], is to directly transmit and fuse raw sensor data among cooperating agents. Despite promising performance improvements, the expensive communication bandwidth required for transmitting high-dimensional data limits their deployment in practical situations. Recently, a new family of solutions [2, 33, 22, 21, 16, 38, 11, 27], *i.e.*, intermediate fusion-based methods, which broadcasts the compact intermediate representation, has been extensively studied as they are able to deliver a better trade-off between perception performance and network bandwidth. A mainstream branch [22, 21, 38, 11, 27] of these methods is to employ attention mechanisms to obtain fusion weights, while other methods [33, 16, 45] model the relative relationships between different agents using graph neural networks. Apart from performance, the robustness of system is also critical. Some methods [14, 31, 26] address problems arising from the communication process, for example, latency [14, 37], localization error [31, 41], and communication interruption [26]. Some other approaches [17, 4] investigate self-supervised learning mechanisms to improve the generalization ability of collaboration models.

CORE is closely relevant with DiscoNet [16] in terms that both methods rely on early collaboration to yield holistic-view inputs and leverage them as valuable guidance of network learning. However, **CORE** addresses the problem based on a learning-to-reconstruction formulation

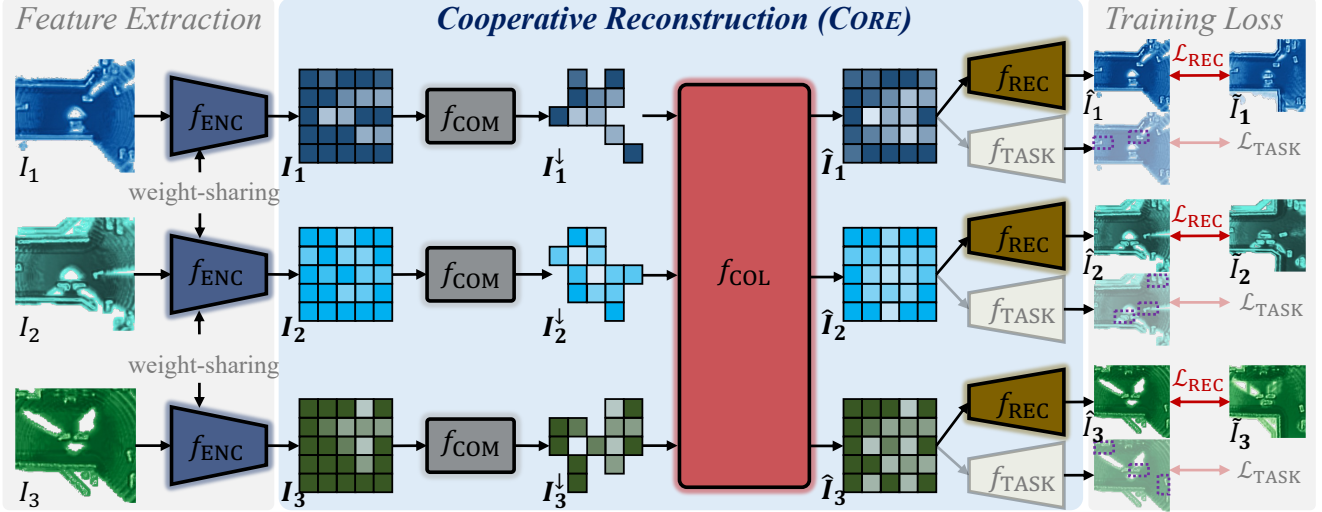


Figure 2: **Illustration of CORE** in a three-agent cooperating scenario. Given raw BEV representations (*i.e.*, I_1, I_2, I_3) of individual agents, **CORE** achieves cooperative perception via several components: a shared f_{ENC} for feature extraction, a compressor f_{COM} for spatial- and channel-wise feature compression, a lightweight attentive collaborator f_{COL} for information aggregation, a reconstruction decoder f_{REC} to regress an ideal, complete BEV (*i.e.*, $\hat{I}_1, \hat{I}_2, \hat{I}_3$), and a task-specific decoder f_{TASK} for, *e.g.*, object detection. **CORE** is trained jointly by the reconstruction \mathcal{L}_{REC} and task-specific $\mathcal{L}_{\text{TASK}}$ losses.

rather than teacher-student knowledge distillation in [16]. In addition to yielding a simpler and more elegant model design, our formulation has two other advantages: *first*, by optimizing a reconstruction-aware objective, **CORE** achieves better generalizability as well as improved perception performance, *e.g.*, it outperforms [16] significantly by about 3% on the task of BEV semantic segmentation (see Table 2); *second*, the reconstruction idea allows **CORE** to further mask out spatial features to be transmitted, thereby achieving more efficient communication against [16].

3. Methodology

The framework of **CORE** is illustrated in Fig. 2. We assume a system of N agents simultaneously perceiving the environment. Each agent is equipped with an onboard sensor (*e.g.*, RGB or thermal cameras, Lidar) to observe the environment and obtain its local measurement in form of modalities like RGB images or 3D point clouds. As conventions [16, 27, 11], **CORE** explores perception in BEV space, where agents transform their individual perception information into BEV. Denote $I_i \in \mathbb{R}^{h \times w \times c}$ as the BEV representation of the i -th agent with spatial size $h \times w$ and channel number c . The agent encodes I_i into an intermediate feature representation by $\mathbf{I}_i = f_{\text{ENC}}(I_i) \in \mathbb{R}^{H \times W \times C}$. Here, f_{ENC} is a feature encoder shared by all agents, and H, W, C denote feature height, width, channel, respectively.

CORE compresses the intermediate feature \mathbf{I}_i of each agent independently to a compact representation $\mathbf{I}_i^\downarrow = f_{\text{COM}}(\mathbf{I}_i)$ using a shared compressor f_{COM} (§3.1) and broadcast it along with its pose to other agents. Subsequently,

each agent i aggregates the received features to enhance its representation $\hat{\mathbf{I}}_i = f_{\text{COL}}(\mathbf{I}_i^\downarrow, \{\mathbf{I}_j^\downarrow\}_{j \in [N] \setminus \{i\}}) \in \mathbb{R}^{H \times W \times C}$ based on an attentive collaboration component (§3.2). Unlike existing methods that learn $\hat{\mathbf{I}}_i$ in a task-specific manner, **CORE** provides additional guidance to learn the ideal state of $\hat{\mathbf{I}}_i$ from which the BEV representation can be reconstructed, denoted as $\tilde{I}_i = f_{\text{REC}}(\hat{\mathbf{I}}_i) \in \mathbb{R}^{h \times w \times c}$ (§3.3). Here f_{REC} is a reconstruction decoder. Next, we elaborate on details of the key modules.

3.1. Feature Compression and Sharing

The goal of feature compression is to reduce the communication bandwidth as much as possible while maintaining perception performance. Previous approaches only compress features (*e.g.*, I_i for agent i) along the channel dimension by, *e.g.*, 1×1 convolutional autoencoder [33, 16, 37]. However, we argue that simply compressing the channel dimension does not lead to the maximal saving of the bandwidth. To drive more effective reconstruction, **CORE** additionally performs spatial-wise sampling to features, which can further alleviate the transmission burden. Concretely, for channel-wise compression, we follow [37] to use a series of 1×1 convolutional layers to progressively compress I_i , and the compressed feature is with the shape (H, W, C') and $C' \ll C$. In our experiments, we follow prior studies [16, 38, 37] to set $C' = 16$. For spatial-wise subsampling, a two-step scheme is taken: first, we sum up the channel-compressed feature map along the channel dimension to obtain a 2D activation map $\mathbf{O}_i \in \mathbb{R}^{H \times W}$ and select the top $K\%$ of the HW feature points with the high-

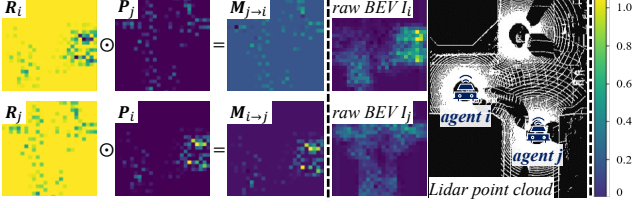


Figure 3: **Visualization** of computations of $M_{j \rightarrow i}$ and $M_{i \rightarrow j}$ in Eq. 1. Point cloud of the holistic scene and raw BEVs of individual agents are shown for reference.

est activation values; second, we further sample $R\%$ of the $(HWK)\%$ points following a uniform distribution, leading to a set of $(HWKR)\%$ feature points at final. These features and their corresponding spatial coordinates in I_i are messages that will be transmitted to connected agents nearby. After other agents receiving the feature points, they will reorganize them into an all-zero-initialized feature map $I_i^\downarrow \in \mathbb{R}^{H \times W \times C'}$, and then project them back to (H, W, C) using 1×1 convolutions.

3.2. Attentive Collaboration

Multi-agent collaborative learning focuses on updating each agent’s feature map by aggregating informative messages from its partners. Without loss of generality, we assume the i -th agent as the ego agent, and we have its local feature map I_i^\downarrow as well as the features received from connected agents $\{I_j^\downarrow\}_{j=1}^J$. Here J denotes the number of agents connected to i . To ensure the sender and the receiver are properly aligned before collaboration, we geometrically warp the sender’s message I_j^\downarrow onto the receiver’s coordinate to derive $I_{j \rightarrow i}^\downarrow = \Gamma_\xi(I_j^\downarrow)$. Here Γ_ξ is a differential transformation and sampling operator [37], which is utilized to unify the coordinates of agents.

For multi-agent collaboration, inspired by [11], we develop a lightweight attention-aware collaboration scheme. More concretely, for each agent i , we transform its feature I_i^\downarrow using a series of 1×1 convolutions followed by a softmax function to generate a confidence map $P_i \in [0, 1]^{H \times W}$. Each element in P_i represents the activation degree at the corresponding spatial location, *i.e.*, higher values are more objective-sensitive. P_i conveys *what information agent i can offer to others*. Moreover, we compute another confidence map $R_i \in [0, 1]^{H \times W}$ by $R_i = 1 - P_i$. In contrast to P_i , the spatial locations with higher values in R_i indicate there is potentially information missing caused by occlusions or limited visibility, hence, it reflects *what information agent i needs the most*. Given the confidence maps, for ego agent i and its partner agent j , we compute an attention map as follows (see Fig. 3):

$$M_{j \rightarrow i} = R_i \odot P_j \in [0, 1]^{H \times W}, \quad (1)$$

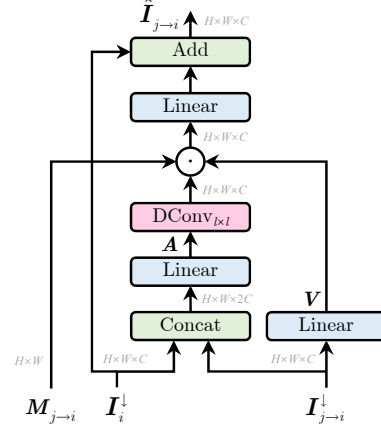


Figure 4: **Structure** of attentive collaboration (Eq. 2).

where \odot is the Hadamard product. Here the attention map $M_{j \rightarrow i}$ highlights the positions that agent i needs information while agent j can meet i ’s requirements. The attention map allows us to perform more accurate and adaptive feature aggregation.

Furthermore, we update the feature I_i^\downarrow of ego agent i based on the calibrated feature $I_{j \rightarrow i}^\downarrow$ from agent j and attention mask $M_{j \rightarrow i}$ as follows:

$$\hat{I}_{j \rightarrow i} = \text{DCConv}_{l \times l}(A) \odot V \odot M_{j \rightarrow i} + I_i^\downarrow \in \mathbb{R}^{H \times W \times C}, \quad (2)$$

where A and V are computed as:

$$A = W_1 [I_i^\downarrow, I_{j \rightarrow i}^\downarrow] \in \mathbb{R}^{H \times W \times 2C}, \quad (3)$$

$$V = W_2 I_{j \rightarrow i}^\downarrow \in \mathbb{R}^{H \times W \times C}. \quad (4)$$

Fig. 4 illustrates the structure of the attentive collaboration scheme. Here $\hat{I}_{j \rightarrow i}$ is the updated message of agent i based on the information from agent j , $\text{DCConv}_{l \times l}$ indicates depthwise convolution with kernel size $l \times l$ that generates an output with half the number of input channels. It enhances the receptive field of features while reducing the complexity and computational cost. ‘ $[\cdot, \cdot]$ ’ is a channel-wise tensor concatenation operator, combining the message from different agents. W_1 and W_2 are learnable linear weights that allow cross-channel information interaction. The first term in Eq. 2 computes the attention weight from agent j to i , where the attention map $M_{j \rightarrow i}$ makes it more targeted. A residual layer is introduced to avoid information loss in I_i^\downarrow .

For ego agent i , Eq. 2 is individually applied to each of its connected agent. The final updated feature $\hat{I}_i = \text{avg}_j \{\hat{I}_{j \rightarrow i}\}$ is computed as the average of the updated feature (*e.g.*, $\{\hat{I}_{j \rightarrow i}\}$) from all agents.

In this way, our attentive collaboration module can effectively capture spatial and channel-wise dependencies among agents and learns to selectively attend to the most




Figure 5: Illustration of the creation of ideal BEVs $\{\tilde{I}_i\}$ based on point cloud aggregation. See §3.3 for details.

informative messages from neighboring agents. By exchanging messages across all connected agents, the proposed scheme enables each agent to refine its own representation by taking into account the context of the whole group and eventually improve the overall performance of the group on the target task.

3.3. BEV Reconstruction

In §3.1 and §3.2, we reduce the bandwidth consumption by compressing the intermediate representation along the channel and spatial dimensions, and achieve efficient information interaction across agents through attentive collaboration. However, the detailed information contained in intermediate representations is inevitably lost due to compression. In addition, supervising collaborative learning solely through task-specific labels can lead to a high dependence on downstream tasks, which hurts the generalization ability of the model. Our BEV reconstruction scheme alleviates these issues by learning a deep convolutional decoder to reconstruct the multi-view BEV representations from the interacted messages.

To obtain proper supervisory signal, we aggregate raw point clouds of individual agents to yield a holistic-view point cloud and convert into BEV representations that will serve as prediction targets of the reconstruction decoder (as depicted in Fig. 5). To be more specific, let \mathcal{S}_i be the raw 3D point clouds collected from the ego agent i . We first project point clouds from all neighbor agents, $\{\mathcal{S}_j\}_{j=1}^J$, to the ego’s coordinate system: $\{\mathcal{S}_{j \rightarrow i}\}_{j=1}^J = \Gamma_\xi(\{\mathcal{S}_j\}_{j=1}^J)$. Next, we aggregate each individual point cloud to produce a multi-view 3D scene: $\tilde{\mathcal{S}} = f_{\text{Sta}}(\{\mathcal{S}_{j \rightarrow i}\}_{j=1}^J, \mathcal{S}_i)$, where $f_{\text{Sta}}(\cdot, \cdot)$ is a stacking operator. Now, all agents are situated within the same coordinate system yet occupy distinct positions. Subsequently, we project back to each local coordinate and crop it based on perceptual range: $\tilde{\mathcal{S}}_i = \Gamma_\xi^{-1}(\tilde{\mathcal{S}})$. Finally, we convert $\tilde{\mathcal{S}}_i$ into its corresponding BEV representations $\tilde{I}_i \in \mathbb{R}^{h \times w \times c}$. Here, \tilde{I}_i has the same dimension as the original BEV feature maps I_i , but offers a much broader viewpoint.

For each agent i , the reconstruction decoder takes the up-

dated feature \hat{I}_i as input and reconstructs the corresponding BEV feature as follows:

$$\tilde{I}_i = f_{\text{REC}}(\hat{I}_i) \in \mathbb{R}^{h \times w \times c}. \quad (5)$$

To encourage the reconstructed data to match the original input data, we train our reconstruction decoder using a reconstruction loss. Specifically, given the reconstructed BEV features \hat{I}_i w.r.t its supervision signal \tilde{I}_i , the reconstruction loss is computed as the mean squared error (MSE) between them:

$$\mathcal{L}_{\text{REC}} = \sum_{x=1}^h \sum_{y=1}^w \|\hat{I}_i(x, y) - \tilde{I}_i(x, y)\|_2^2. \quad (6)$$

By incorporating feature reconstruction into our pipeline, we are able to effectively leverage the benefits of collaboration without sacrificing the independence and flexibility of each individual task.

3.4. Detailed Network Architecture

Network Architecture. The entire network is comprised of three major components:

- **Feature Extractor f_{ENC} .** The feature extractor f_{ENC} takes the BEV representation as input and encodes it into intermediate features. Following [38], we implement it through three 2D convolutional layers with kernel size of 3×3 , and a batch normalization layer and a ReLU activation layer are employed after each layer.
- **Reconstruction Decoder f_{REC} .** The reconstruction decoder f_{REC} is used for generating high-quality BEV features. It consists of three blocks, each of which is composed of a 2×2 transposed convolutional layer and a 3×3 normal convolutional layer. Each layer is followed by a batch normalization layer and a ReLU activation layer.
- **Task-specific Decoder f_{TASK} .** We study two tasks: 3D object detection and semantic segmentation. For *detection*, the decoder comprises three deconvolutional layers followed by two sibling branches, *i.e.*, class prediction and bounding box regression. The class prediction branch produces the confidence score for each anchor box, distinguishing between being an object or background, while the regression output represents the predefined anchor boxes’ attributes, including their location (x, y, z) , size (l, w, h) , and orientation (θ) . For *segmentation*, the decoder consists of three deconvolutional layers for upsampling and a 3×3 convolutional layer for generating the final semantic segmentation map.

Loss Function. CORE is optimized by minimizing the following loss function:

$$\mathcal{L} = \mathcal{L}_{\text{TASK}} + \lambda \mathcal{L}_{\text{REC}}, \quad (7)$$

where the first term $\mathcal{L}_{\text{TASK}}$ is a task-specific loss. For detection, we follow conventions [16, 38] to use focal loss as the classification loss and smooth l_1 loss for bounding box regression. For segmentation, we use cross-entropy loss as [27]. The second one is our reconstruction loss \mathcal{L}_{REC} (Eq. 6) for supervising the output of reconstruction decoder. The coefficient λ balances the two loss terms.

4. Experiment

For comprehensive evaluation, we validate **CORE** on two popular cooperative perception tasks, *i.e.*, 3D object detection and BEV semantic segmentation.

4.1. Experimental Setup

Datasets. Our experiments are conducted on OPV2V [38], which is a large-scale public dataset collected together by the co-simulating framework OpenCDA [36] and the CARLA [6] simulator for vehicle-to-vehicle collaborative perception. In total, the dataset contains 11,464 frames of LiDAR point clouds and RGB images. OPV2V can be further split into two subsets: a default CARLA towns and a Culver City digital town. The default CARLA towns subset includes 10,914 frames (6,764/1,980/2,170 for train/val/test splits). This subset provides a diverse range of scenarios with different levels of complexity, which can be used to train and evaluate collaborative perception models. The Culver City subset includes 550 frames and is designed to evaluate the generalization ability of the models. This subset represents a realistic imitation of a real-world city, with a variety of objects and structures that can challenge the perception capabilities of the models.

Training. During the training phase, a set of agents that can establish communication with each other is randomly selected from the scenario, with each agent is assigned a communication range of 70 m. We limit the range of point clouds to $[-140.8, 140.8] \times [-40, 40] \times [-3, 1]$ along the x , y , and z -axis for the 3D object detection task, and to $[-51.2, 51.2] \times [-51.2, 51.2] \times [-3, 1]$ for the BEV semantic segmentation task. As the voxel resolution is set to 0.4 m, we can get the BEV map with a resolution of $200 \times 704 \times 128$ and $256 \times 256 \times 128$, respectively. We apply several data augmentation techniques to the training data, including random flipping, scaling in range of $[0.95, 1.05]$, and rotation from $[-45^\circ, 45^\circ]$. We train our **CORE** using Adam [12] optimizer with a learning rate of 0.002 and a batch size of 1. We also employ early stopping based on the validation loss to prevent overfitting. The hyperparameters λ , R and K are empirically set to 1, 90 and 90, respectively.

Inference. At the inference stage, we adopt a fixed group of agents to evaluate the model for fair comparison. We apply a confidence score threshold of 0.25 and non-maximum suppression (NMS) with an IoU threshold of 0.15 to filter out overlapping detections.

Method	Backbone	Default		Culver	
		AP@0.5	AP@0.7	AP@0.5	AP@0.7
No Collaboration	VoxelNet[44]	68.8	52.6	60.5	43.1
Early Collaboration		89.9	85.8	87.7	78.4
Late Collaboration		80.1	73.8	72.2	58.8
Cooper[3]		85.2	75.8	81.5	67.7
F-Cooper[2]		87.6	78.7	84.9	72.3
AttFuse[38]		90.9	85.2	84.3	74.7
CORE		90.9	88.3	87.8	82.6
No Collaboration	PointPillar[13]	67.9	60.2	55.7	47.1
Early Collaboration		89.3	83.5	86.1	75.9
Late Collaboration		85.8	78.1	79.9	66.8
V2VNet[33]		89.7	82.2	86.8	73.3
Cooper[3]		89.1	80.0	82.9	69.6
F-Cooper[2]		88.7	79.1	84.5	72.9
AttFuse[38]		89.9	81.1	85.4	73.6
CoBEVT[27]		91.4	86.2	85.9	77.3
CORE		90.9	85.8	87.7	78.1

Table 1: **Quantitative results** for the task of 3D object detection on OPV2V [38].

Method	Backbone	Vehicle	Road	Lane	Avg.
No Collaboration	VoxelNet [44]	35.4	55.5	40.3	43.7
Early Collaboration		53.5	60.6	44.1	52.7
Late Collaboration		44.6	59.6	42.5	48.9
F-Cooper[2]		53.9	61.0	46.8	53.9
DiscoNet[16]		54.1	61.1	46.6	53.9
AttFuse[38]		54.6	61.3	47.1	54.3
V2VNet[33]		58.4	60.7	45.9	55.0
CORE		60.8	62.0	47.7	56.8

Table 2: **Quantitative results** for the task of BEV semantic segmentation on OPV2V [38].

Baselines. For comparison, we build two baseline models. *No Collaboration* refers to a single-agent perception system using only individual sensor data without any information from other agents. *Early Collaboration* directly incorporates raw sensor data from multiple agents at an early stage of the perception pipeline. *Late Collaboration* collects the prediction results of multiple agents and combines them to deliver the final results using NMS. In addition, **CORE** is compared with existing state-of-the-art algorithms, including *Cooper* [3], *F-Cooper* [2], *V2VNet* [33], *DiscoNet* [16], *AttFuse* [38], and *CoBEVT* [27].

Evaluation Metrics. For 3D object detection, we adopt standard evaluation metrics as [16, 38]: average precision (AP) at intersection-over-union (IoU) thresholds of 0.5 and 0.7. For BEV semantic segmentation, we follow [27] to report IoU scores for categories of vehicle, road, and lane.

Reproducibility. We implemented **CORE** using PyTorch and trained it on an NVIDIA RTX 3090Ti GPU with a 24GB RAM. Testing is conducted on the same machine.

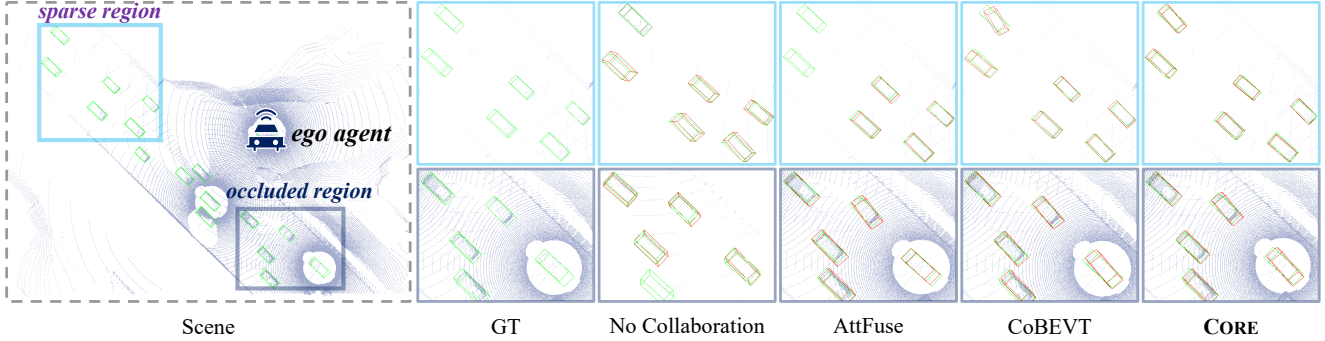


Figure 6: **Qualitative object detection results** on OPV2V [38]. **CORE** is compared with *No collaboration*, *AttFuse* [38] and *CoBEVT* [27] on two regions with sparse observations and occlusions.

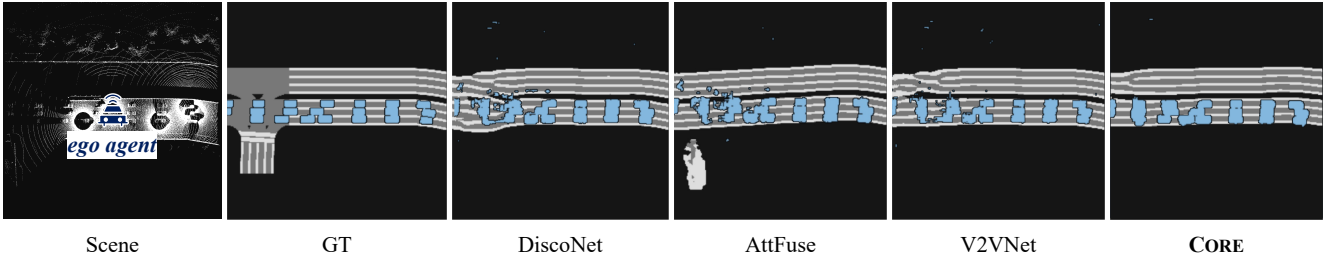


Figure 7: **Qualitative semantic segmentation results** on OPV2V [38]. **CORE** is compared with three famous solutions, *i.e.*, *DiscoNet* [16], *AttFuse* [38] and *V2VNet* [33].

4.2. Quantitative Result

3D Object Detection. Table 1 reports the overall detection results of **CORE** against existing approaches in terms of AP@0.5 and AP@0.7 on OPV2V [38]. For comprehensive evaluation, we evaluate methods using two different types of 3D perception backbones, *i.e.*, a voxel-based method VoxelNet [44] and a point-based method PointPillar [13]. Regarding VoxelNet-based methods, the table shows that **CORE** yields state-of-the-art performance across all the metrics on both subsets and surpasses the previous state-of-the-art method, *AttFuse* [38], by a significant margin of, *e.g.*, **3.5%** and **7.9%** in terms of AP@0.5 and 0.7 on Culver City. Among methods based on PointPillar backbone, **CORE** consistently outperforms *AttFuse* [38] across all the metrics. Compared with a more recent method *CoBEVT* [27], **CORE** outperforms it by solid margins of **1.8%/0.8%** in terms of AP@0.5/0.7 on Culver City. Though [27] is better than **CORE** on Default subset, the gap is indeed minor ($< 0.5\%$). In summary, these results suggest that **CORE** is very robust to backbones, and outperforms current state-of-the-art methods in terms of AP@0.5 and AP@0.7, especially on the Culver City subset.

BEV Semantic Segmentation. Table 2 presents BEV semantic segmentation results. For fair comparison, we use the same backbone (*i.e.*, VoxelNet) and segmentation head for all methods. The table shows that our proposed method **CORE** outperforms all other methods by a significant mar-

gin, achieving an average IoU score of **56.8%**, clearly outperforming the second-best method *V2VNet* [33] with an average score of 55.0%. **CORE** consistently achieves the best performance for all three categories, demonstrating its ability to handle different segmentation targets. Furthermore, our proposed method shows a significant improvement over the baselines with *No Collaboration* and *Late Collaboration*. It improves the *No Collaboration* baseline by **13.1%** and the *Late Collaboration* baseline by **7.9%**. These results demonstrate the effectiveness of **CORE** in improving the performance of BEV semantic segmentation through collaborative learning. The segmentation results further confirms the perception superiority of **CORE**, and further demonstrates its strong generalization ability.

4.3. Qualitative Result

We present qualitative results to visually illustrate the effectiveness of **CORE** in handling challenging scenarios. As depicted in Fig. 6, our algorithm, **CORE**, can successfully detect multiple objects in cluttered, sparse point clouds, and occluded environments, and show better results in comparison with strong baselines like *AttFuse* [38] and *CoBEVT* [27]. To further validate the generalization capability of **CORE**, we conducted experiments to evaluate the performance of **CORE** on BEV semantic segmentation, as shown in Fig. 7. We demonstrate that **CORE** achieves high-quality segmentation results even in complex scenarios such as crowded and dynamic environments. These results are con-

Colla. (§3.2)	Recon. (§3.3)	Object Detection		Segmentation Vehicle
		AP@0.5	AP@0.7	
		90.9 / 84.3	85.2 / 74.7	54.6
✓		90.8 / 84.4	86.1 / 77.1	56.8
✓	✓	91.1 / 87.2	86.9 / 78.7	58.3

Table 3: **Analysis of key components.** ‘Colla.’ and ‘Recon.’ indicate the attention collaboration module and BEV reconstruction module, respectively.

Method	Spatial Compression Ratio	Default AP@0.7	Culver AP@0.7	Transmitted Data Size (KB)
DiscoNet [16]	1.0	87.6	81.8	144.2
	1.0	88.6	82.8	144.2
	0.8 (<i>default</i>)	88.3	82.6	115.3
CORE	0.6	87.5	82.0	86.5
	0.4	87.1	81.5	57.7
	0.2	83.0	77.6	28.8
	0.1	78.3	74.0	14.4

Table 4: **Analysis of spatial-wise feature compression.** Here compression ratio is defined as the ratio between *uncompressed data size* and *total data size*. In our method, the spatial compression ratio can be calculated as $R\% \times K\%$.

sistent with our quantitative evaluations, positioning it as a promising solution for various real-world applications.

4.4. Ablation Study

Key Component Analysis. Table 3 shows the contribution of individual components in our **CORE** framework for both detection and segmentation tasks. By adding the attentive collaboration (*i.e.*, ‘Colla.’) module alone, we observe an improvement in AP@0.7 and IoU scores, with a slight impact on AP@0.5 compared to the base case. The addition of the BEV reconstruction (*i.e.*, ‘Recon.’) module on top of the collaboration module leads to further improvement across all metrics, particularly in Culver City, where we see a significant increase of **2.8%** in AP@0.5 and **1.6%** in AP@0.7. These results highlight the effectiveness of the reconstruction module in enhancing the performance of our **CORE** framework. Moreover, incorporating the reconstruction module also leads to a significant gain in segmentation performance, with a **1.5%** increase in IoU compared to the baseline with collaboration. These findings demonstrate the importance of both collaboration and reconstruction modules in achieving state-of-the-art performance on multi-agent perception tasks.

Spatial-wise Feature Compression. Furthermore, we analyze the effect of feature compression in **CORE**. Unlike most existing methods (*e.g.*, *DiscoNet* [16]) only exploit channel-wise compression, **CORE** additionally carries out spatial-wise feature compression. Table 4 provides detection performance and transmitted data size under varied spatial compression ratio (we do not discuss channel-wise

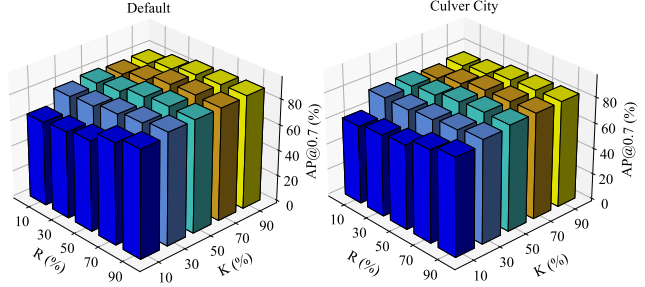


Figure 8: **Hyperparameter analysis** of K and R .

λ (Eq. 7)	Default		Culver City	
	AP@0.5	AP@0.7	AP@0.5	AP@0.7
0.1	90.3	83.7	85.6	77.4
0.2	90.0	84.7	86.1	78.3
0.4	89.7	84.5	85.8	78.2
0.6	89.6	86.4	86.7	78.6
0.8	90.5	85.5	87.2	77.9
1.0	91.1	86.9	87.2	78.7
2.0	89.8	83.0	85.5	77.8

Table 5: **Hyperparameter analysis** of λ .

compression since it is same to most existing studies.) It is not surprised to see that performance progressively degrades as spatial compression ratio increases from 1.0 to 0.1. But it is favorable that **CORE** is able to deliver very promising performance even with a large compression ratio of 0.4. Moreover, **CORE** with a ratio of 0.6 can achieve comparable performance as *DiscoNet* [16] with no compression. For a better trade-off between perception performance and communication efficiency, we set the spatial compression ratio to 0.8 by default.

Hyperparameters R and K . Next, we study the impacts of hyperparameters R and K (§3.1), which jointly determine the spatial compression ratio. We vary their values from 10% to 90%, and show the object detection results (AP@0.7 in subsets of Default and Culver City) in Figure 8. As expected, **CORE** tends to perform worse as R or K becomes smaller. However, we observe that **CORE** is generally robust to these hyperparameters, as even with a compression ratio as low as 10%, the performance degradation is moderate. These results demonstrate the potential of our **CORE** to be applied to a wide range of scenarios, where different levels of compression ratios may be required due to varying bandwidth and storage constraints.

Hyperparameter λ . Table 5 measures the effects of the hyperparameter λ in Eq. 7. As can be seen, the optimal performance is achieved at $\lambda = 1$, and we observe a slight degradation in performance when λ is either increased or decreased from this optimal value. However, **CORE** exhibits robustness to variations in λ , as evidenced by the rel-

atively stable results across different values.

5. Conclusion

This paper has introduced **CORE** to address cooperative perception in multi-agent scenarios. By solving the task from a cooperative reconstruction perspective, **CORE** is able to learn more effective multi-agent collaboration, which is beneficial to specific perception tasks. In addition, cooperative reconstruction naturally links to the idea of masked data modeling, inspiring us to mask spatial features to further reduce transmitted data volume. **CORE** demonstrates superior performance-bandwidth trade-off on OPV2V in both 3D object detection and BEV semantic segmentation tasks.

Acknowledgements This work was supported by the Postdoctoral Science Foundation of China under Grant 2022M710393, the Fourth Special Grant of China Postdoctoral Science Foundation (in front of the station) 2022TQ0035.

References

- [1] Eduardo Arnold, Mehrdad Dianati, Robert de Temple, and Saber Fallah. Cooperative perception for 3d object detection in driving scenarios using infrastructure sensors. *IEEE Transactions on Intelligent Transportation Systems*, 23(3):1852–1864, 2020. 1, 2
- [2] Qi Chen, Xu Ma, Sihai Tang, Jingda Guo, Qing Yang, and Song Fu. F-cooper: Feature based cooperative perception for autonomous vehicle edge computing system using 3d point clouds. In *Proceedings of ACM/IEEE Symposium on Edge Computing*, 2019. 1, 2, 6
- [3] Qi Chen, Sihai Tang, Qing Yang, and Song Fu. Cooper: Cooperative perception for connected autonomous vehicles based on 3d point clouds. In *International Conference on Distributed Computing Systems (ICDCS)*, 2019. 1, 2, 6
- [4] Weizhe Chen, Runsheng Xu, Hao Xiang, Lantao Liu, and Jiaqi Ma. Model-agnostic multi-agent perception framework. *arXiv preprint arXiv:2203.13168*, 2022. 2
- [5] Jiaxun Cui, Hang Qiu, Dian Chen, Peter Stone, and Yuke Zhu. Coopernaut: end-to-end driving with cooperative perception for networked vehicles. In *CVPR*, 2022. 1, 2
- [6] Alexey Dosovitskiy, German Ros, Felipe Codevilla, Antonio Lopez, and Vladlen Koltun. Carla: An open urban driving simulator. In *CoRL*, 2017. 6
- [7] Christoph Feichtenhofer, Haoqi Fan, Yanghao Li, and Kaiming He. Masked autoencoders as spatiotemporal learners. In *NeurIPS*, 2022. 2
- [8] Benjamin Graham, Martin Engelcke, and Laurens Van Der Maaten. 3d semantic segmentation with submanifold sparse convolutional networks. In *CVPR*, 2018. 1
- [9] Yushan Han, Hui Zhang, Huifang Li, Yi Jin, Congyan Lang, and Yidong Li. Collaborative perception in autonomous driving: Methods, datasets and challenges. *arXiv preprint arXiv:2301.06262*, 2023. 2
- [10] Kaiming He, Xinlei Chen, Saining Xie, Yanghao Li, Piotr Dollár, and Ross Girshick. Masked autoencoders are scalable vision learners. In *CVPR*, 2022. 2
- [11] Yue Hu, Shaoheng Fang, Zixing Lei, Yiqi Zhong, and Siheng Chen. Where2comm: Communication-efficient collaborative perception via spatial confidence maps. *arXiv preprint arXiv:2209.12836*, 2022. 1, 2, 3, 4
- [12] Diederik P Kingma and Jimmy Ba. Adam: A method for stochastic optimization. *arXiv preprint arXiv:1412.6980*, 2014. 6
- [13] Alex H Lang, Sourabh Vora, Holger Caesar, Lubing Zhou, Jiong Yang, and Oscar Beijbom. Pointpillars: Fast encoders for object detection from point clouds. In *CVPR*, 2019. 6, 7
- [14] Zixing Lei, Shunli Ren, Yue Hu, Wenjun Zhang, and Siheng Chen. Latency-aware collaborative perception. In *ECCV*, 2022. 2
- [15] Yiming Li, Dekun Ma, Ziyang An, Zixun Wang, Yiqi Zhong, Siheng Chen, and Chen Feng. V2x-sim: A virtual collaborative perception dataset and benchmark for autonomous driving. 2022. 1, 2
- [16] Yiming Li, Shunli Ren, Pengxiang Wu, Siheng Chen, Chen Feng, and Wenjun Zhang. Learning distilled collaboration graph for multi-agent perception. In *NeurIPS*, 2021. 2, 3, 6, 7, 8
- [17] Yiming Li, Juexiao Zhang, Dekun Ma, Yue Wang, and Chen Feng. Multi-robot scene completion: Towards task-agnostic collaborative perception. In *CoRL*, 2022. 2
- [18] Zhi Li, Ali Vatankhah Barenji, Jiazhi Jiang, Ray Y Zhong, and Gangyan Xu. A mechanism for scheduling multi robot intelligent warehouse system face with dynamic demand. *Journal of Intelligent Manufacturing*, 31:469–480, 2020. 2
- [19] Zhijun Li, Qinjian Li, Pengbo Huang, Haisheng Xia, and Guoxin Li. Human-in-the-loop adaptive control of a soft exo-suit with actuator dynamics and ankle impedance adaptation. *IEEE Transactions on Cybernetics*, 2023. 1
- [20] Hansi Liu, Pengfei Ren, Shubham Jain, Mohannad Murad, Marco Gruteser, and Fan Bai. Fusioneye: Perception sharing for connected vehicles and its bandwidth-accuracy trade-offs. In *IEEE International Conference on Sensing, Communication, and Networking (SECON)*, 2019. 1
- [21] Yen-Cheng Liu, Junjiao Tian, Nathaniel Glaser, and Zsolt Kira. When2com: Multi-agent perception via communication graph grouping. In *CVPR*, 2020. 1, 2
- [22] Yen-Cheng Liu, Junjiao Tian, Chih-Yao Ma, Nathan Glaser, Chia-Wen Kuo, and Zsolt Kira. Who2com: Collaborative perception via learnable handshake communication. In *ICRA*, 2020. 1, 2
- [23] Jonathan Long, Evan Shelhamer, and Trevor Darrell. Fully convolutional networks for semantic segmentation. In *CVPR*, 2015. 1
- [24] Yatian Pang, Wenxiao Wang, Francis EH Tay, Wei Liu, Yonghong Tian, and Li Yuan. Masked autoencoders for point cloud self-supervised learning. In *ECCV*, 2022. 2
- [25] Shaoqing Ren, Kaiming He, Ross Girshick, and Jian Sun. Faster r-cnn: Towards real-time object detection with region proposal networks. In *NeurIPS*, 2015. 1
- [26] Shunli Ren, Zixing Lei, Zi Wang, Siheng Chen, and Wenjun Zhang. Robust collaborative perception against communication interruption. 2
- [27] Hao Xiang Wei Shao Bolei Zhou Jiaqi Ma Runsheng Xu, Zhengzhong Tu. Cobevt: Cooperative bird’s eye view semantic segmentation with sparse transformers. In *CoRL*,

2022. [1](#), [2](#), [3](#), [6](#), [7](#)
- [28] Chayan Sarkar, Himadri Sekhar Paul, and Arindam Pal. A scalable multi-robot task allocation algorithm. In *ICRA*, 2018. [2](#)
- [29] Jürgen Scherer, Saeed Yahyanejad, Samira Hayat, Evsen Yanmaz, Torsten Andre, Asif Khan, Vladimir Vukadinovic, Christian Bettstetter, Hermann Hellwagner, and Bernhard Rinner. An autonomous multi-uav system for search and rescue. In *Proceedings of the First Workshop on Micro Aerial Vehicle Networks, Systems, and Applications for Civilian Use*, 2015. [2](#)
- [30] Sanbao Su, Yiming Li, Sihong He, Songyang Han, Chen Feng, Caiwen Ding, and Fei Miao. Uncertainty quantification of collaborative detection for self-driving. *arXiv preprint arXiv:2209.08162*, 2022. [1](#)
- [31] Nicholas Vadivelu, Mengye Ren, James Tu, Jingkang Wang, and Raquel Urtasun. Learning to communicate and correct pose errors. In *CoRL*. [2](#)
- [32] Georg Volk, Alexander von Bernuth, and Oliver Bringmann. Environment-aware development of robust vision-based cooperative perception systems. In *IEEE Intelligent Vehicles Symposium (IV)*, 2019. [1](#)
- [33] Tsun-Hsuan Wang, Sivabalan Manivasagam, Ming Liang, Bin Yang, Wenyuan Zeng, and Raquel Urtasun. V2vnet: Vehicle-to-vehicle communication for joint perception and prediction. In *ECCV*, 2020. [1](#), [2](#), [3](#), [6](#), [7](#)
- [34] Yi Wu, Jongwoo Lim, and Ming-Hsuan Yang. Online object tracking: A benchmark. In *CVPR*, 2013. [1](#)
- [35] Haisheng Xia, Muhammad Alamgeer Khan, Zhijun Li, and MengChu Zhou. Wearable robots for human underwater movement ability enhancement: A survey. *IEEE/CAA Journal of Automatica Sinica*, 9(6):967–977, 2022. [1](#)
- [36] Runsheng Xu, Yi Guo, Xu Han, Xin Xia, Hao Xiang, and Jiaqi Ma. Opencda: an open cooperative driving automation framework integrated with co-simulation. In *2021 IEEE International Intelligent Transportation Systems Conference (ITSC)*, 2021. [6](#)
- [37] Runsheng Xu, Hao Xiang, Zhengzhong Tu, Xin Xia, Ming-Hsuan Yang, and Jiaqi Ma. V2x-vit: Vehicle-to-everything cooperative perception with vision transformer. In *ECCV*, 2022. [1](#), [2](#), [3](#), [4](#)
- [38] Runsheng Xu, Hao Xiang, Xin Xia, Xu Han, Jinlong Li, and Jiaqi Ma. Opv2v: An open benchmark dataset and fusion pipeline for perception with vehicle-to-vehicle communication. In *ICRA*, 2022. [1](#), [2](#), [3](#), [5](#), [6](#), [7](#)
- [39] Tianwei Yin, Xingyi Zhou, and Philipp Krahenbuhl. Center-based 3d object detection and tracking. In *CVPR*, 2021. [1](#)
- [40] Haibao Yu, Yizhen Luo, Mao Shu, Yiyi Huo, Zebang Yang, Yifeng Shi, Zhenglong Guo, Hanyu Li, Xing Hu, Jirui Yuan, et al. Dair-v2x: A large-scale dataset for vehicle-infrastructure cooperative 3d object detection. In *CVPR*, 2022. [1](#), [2](#)
- [41] Yunshuang Yuan, Hao Cheng, and Monika Sester. Keypoints-based deep feature fusion for cooperative vehicle detection of autonomous driving. *IEEE Robotics and Automation Letters*, 7(2):3054–3061, 2022. [2](#)
- [42] Michela Zaccaria, Mikhail Giorgini, Riccardo Monica, and Jacopo Aleotti. Multi-robot multiple camera people detection and tracking in automated warehouses. In *International Conference on Industrial Informatics*, 2021. [2](#)
- [43] Tianfei Zhou, Wenguan Wang, Ender Konukoglu, and Luc Van Gool. Rethinking semantic segmentation: A prototype view. In *CVPR*, 2022. [1](#)
- [44] Yin Zhou and Oncel Tuzel. Voxelnet: End-to-end learning for point cloud based 3d object detection. In *CVPR*, 2018. [1](#), [6](#), [7](#)
- [45] Yang Zhou, Jiahong Xiao, Yue Zhou, and Giuseppe Loianno. Multi-robot collaborative perception with graph neural networks. *IEEE Robotics and Automation Letters*, 7(2):2289–2296, 2022. [2](#)